


The New York State Seal of Biliteracy



2022-23 Regional Comparison Report

Office of Bilingual Education
and World Languages

New York State Education Department



New York State
EDUCATION DEPARTMENT
Knowledge > Skill > Opportunity



Suggested citation:

New York State Department of Education (NYSED) (2024). *The 2022-23 New York State Seal of Biliteracy (NYSSB) Regional Comparison Report*. By the Office of Bilingual Education and World Languages.

Table of Contents

Introduction.....	4
High Schools.....	4
Number of High Schools Offering the NYSSB by Region.....	5
Growth in the Number of High Schools Offering the NYSSB by Region.....	6
High Schools Offering the NYSSB as a Percentage of Total District Schools in Region.....	11
Potential for Regional Growth in High Schools Offering the NYSSB	12
Students.....	17
Gender Make-up of Students Awarded the NYSSB	20
Number of Students Awarded the NYSSB by Race/Ethnicity.....	23
Growth in the Number of Students Awarded the NYSSB by English Language Learner (ELL) Status.....	27
Growth Potential within Student Populations.....	34
World Languages in which Students Were Awarded the NYSSB.....	37
Capital Region Languages.....	37
Hudson Valley Region Languages.....	38
Long Island Region Languages.....	39
Mid-State Region Languages.....	40
Mid-West Region Languages.....	41
New York City Region Languages	42
Western Region Languages	43
Resources	50
Appendices	50
Appendix A: Criteria to Earn the New York State Seal of Biliteracy	51
Appendix B: English Language Assessments and Minimum Scores	52
Appendix C: Checkpoint C World Language Assessments and Minimum Scores.....	53
Appendix D: Schools Awarding the NYSSB by Region (2016-2023).....	57
Appendix E: NYSSB Professional Learning Series	72
Appendix F: NYSSB Task Force.....	73
Appendix G: New York State Education Department Staff Members Supporting the NYSSB	73
List of Figures and Tables.....	74
Figures.....	74
Tables.....	79
References	80

Introduction

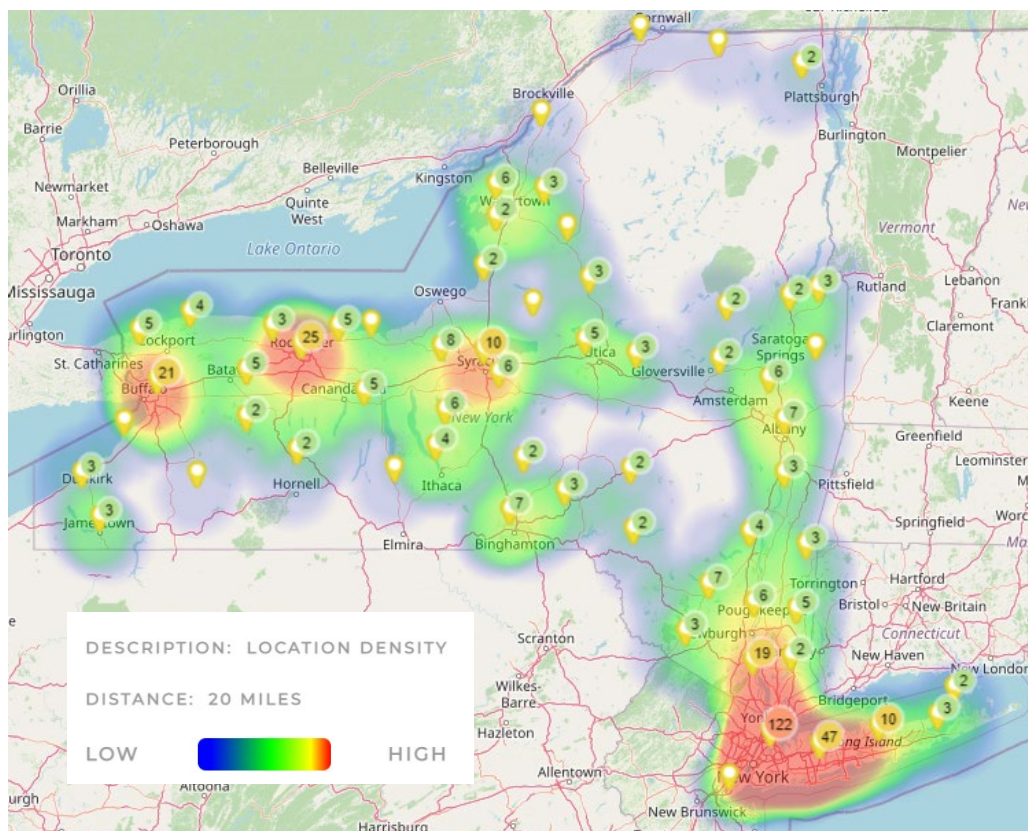
Each year since 2018-19, NYSED has published an annual report on the New York State Seal of Biliteracy (NYSSB), summarizing facts and figures, such as the number of students who have earned the NYSSB, and the number of schools that have offered it. The data is disaggregated in several meaningful ways, including by year, by gender, and by race and ethnicity, which can provide valuable information for districts and schools to recruit and support students in their pursuit of the NYSSB. The report also identifies future goals for growth areas, strategies to achieve these goals, and provides information regarding how the NYSSB compares to other Seal of Biliteracy programs throughout the country.

This 2022-23 NYSSB Regional Comparison Report is a companion document to the NYSSB Annual Report that drills down the data to the regional level, providing comparative data across the seven regions of our state: Capital, Hudson Valley, Long Island, Mid-State, Mid-West, New York City, and Western NY.

High Schools

In 2022-23, a total of 428 high schools offered the NYSSB. (For a complete listing of participating high schools, see [Appendix D: Schools Awarding the NYSSB by Region](#).) Figure 1 below is a map of New York State showing the concentration of schools that offered a NYSSB program in 2022-23, demonstrating a wide geographic distribution of NYSSB schools, as well as areas in which NYSSB programs are concentrated (Buffalo, Rochester, Syracuse, Hudson Valley, New York City, and Long Island). Each yellow pin indicates the number of schools that offered the NYSSB in 2022-23. Higher concentrations of schools offering the NYSSB in the same area are denoted by the color chart in the legend, ranging from green (low density) to red (high density), as well as the number of schools offering the NYSSB.

Figure 1. Heat Map of High Schools Offering the NYSSB (2022-23)



Number of High Schools Offering the NYSSB by Region

The largest number of high schools offering the NYSSB can be found in New York City (18.4%), on Long Island (18.2%) and in the Hudson Valley region (18.2%). Figure 2 below shows the percentage of NYSSB schools by region. Table 1 lists both the number of NYSSB schools in each region and the percentage of all NYSSB schools they represent.

Figure 2. Percentage of High Schools Offering the NYSSB by Region (2022-23)

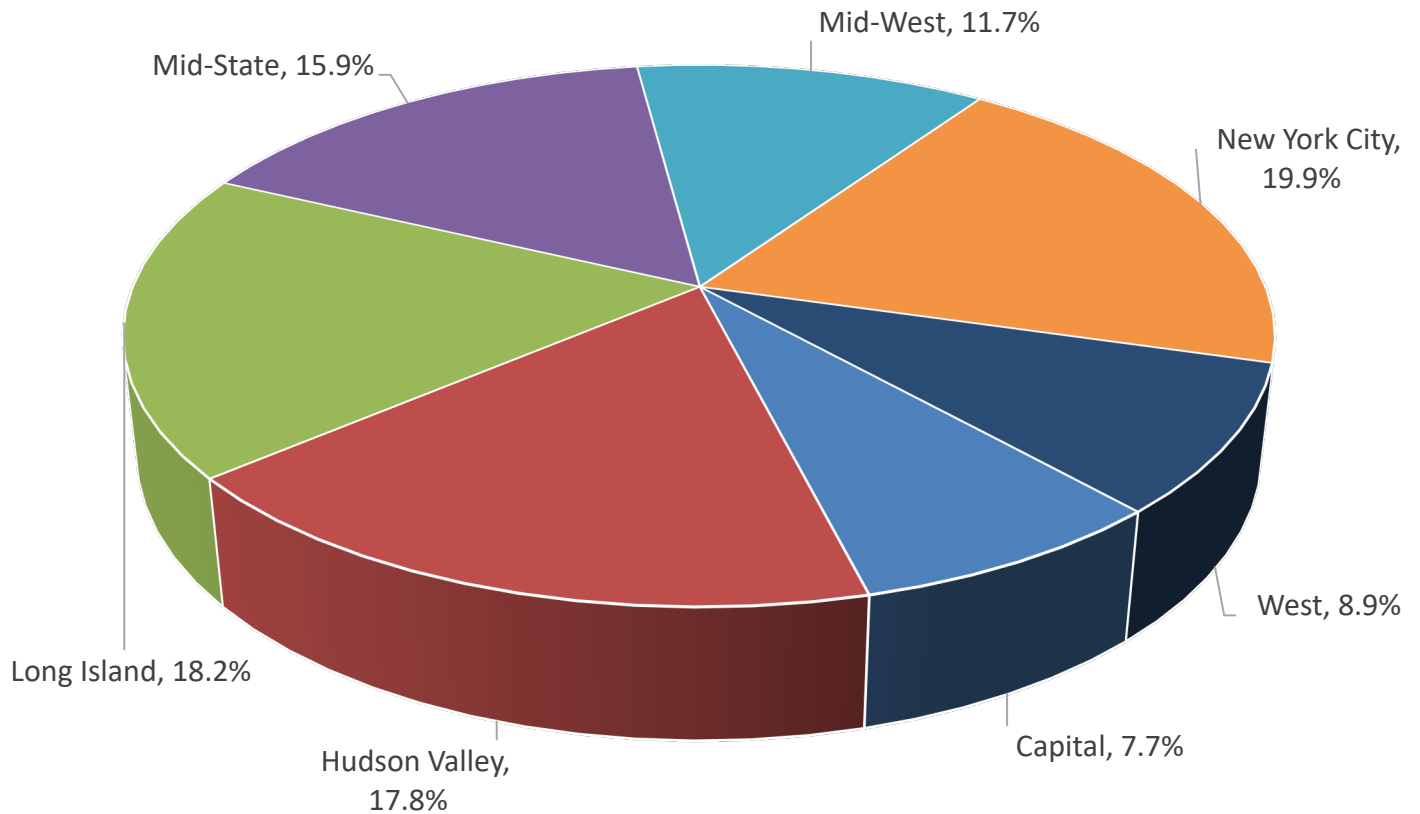


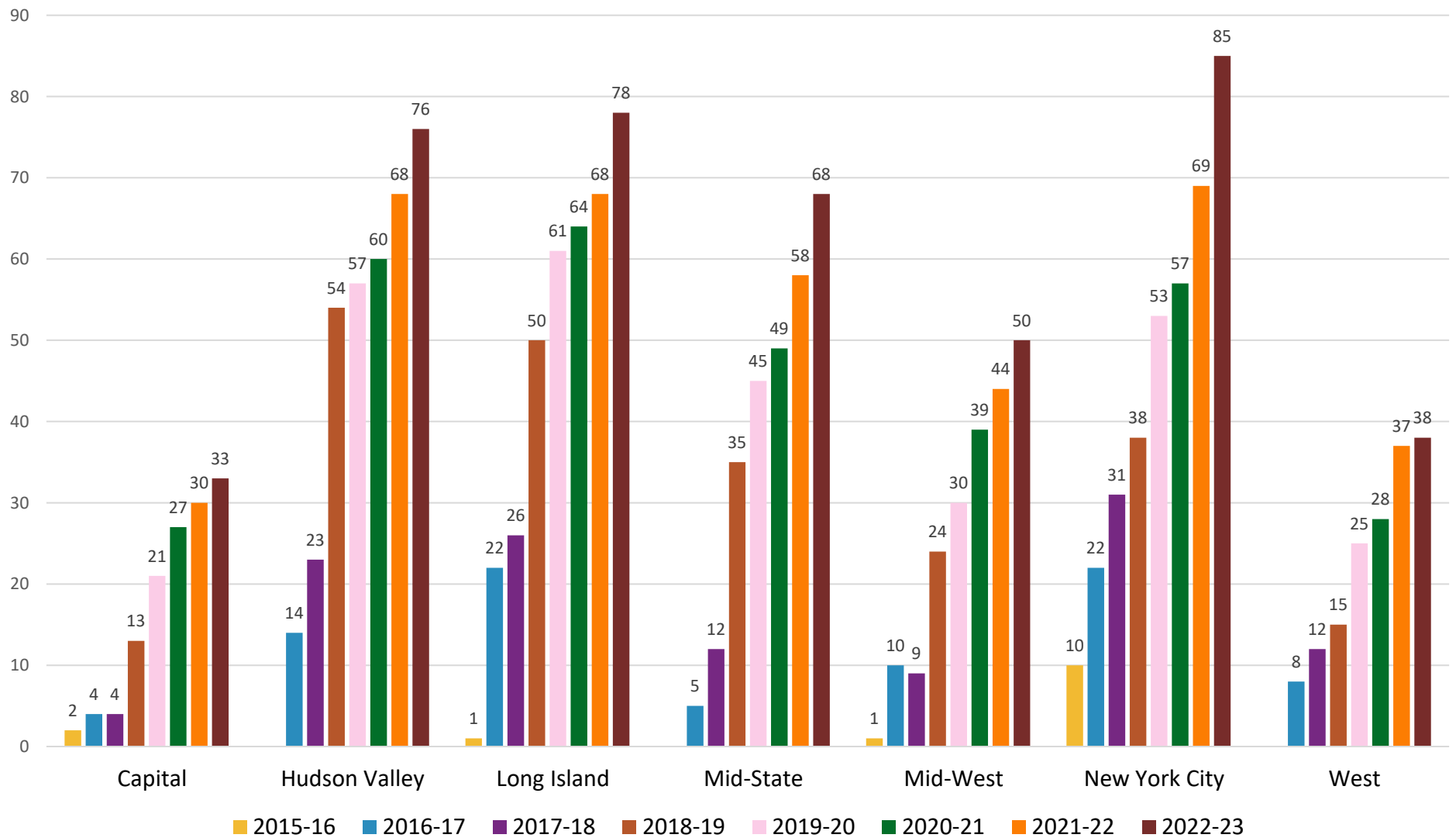
Table 1. Number of High Schools Offering the NYSSB by Region and Percentage of Total NYSSB Schools Represented by Region (2022-23)

Region	Number of High Schools Offering the NYSSB	% of Total NYSSB High Schools
Capital	33	7.7%
Hudson Valley	76	17.8%
Long Island	78	18.2%
Mid-State	68	15.9%
Mid-West	50	11.7%
New York City	85	19.9%
West	38	8.9%
TOTAL	428	100%

Growth in the Number of High Schools Offering the NYSSB by Region

All regions have shown significant growth in the number of high schools offering the NYSSB since the NYSSB was first offered. Figure 3 shows the number of high schools offering the NYSSB in each region from 2015-16 to 2022-23.

Figure 3. High Schools Offering the NYSSB by Region (2016-2023)



The average growth rate in the number of schools offering the NYSSB by region in 2022-23 was 14%. The largest percentage gains were seen in New York City (23%) and the Mid-State region (17%). Figures 4A-G show the number of high schools offering the NYSSB from 2015-16 to 2022-23 by region.

Figure 4A. Number of High Schools in the Capital Region Offering the NYSSB (2016-2023)

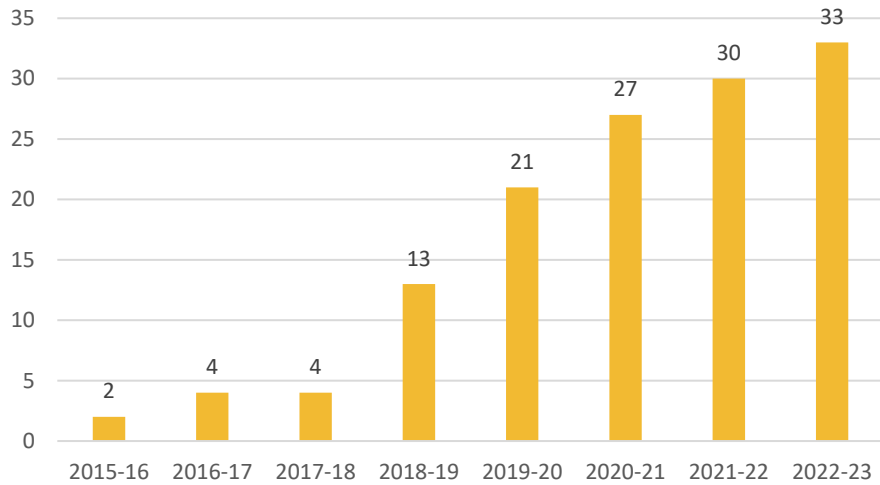


Figure 4B. Number of High Schools in the Hudson Valley Region Offering the NYSSB (2016-2023)

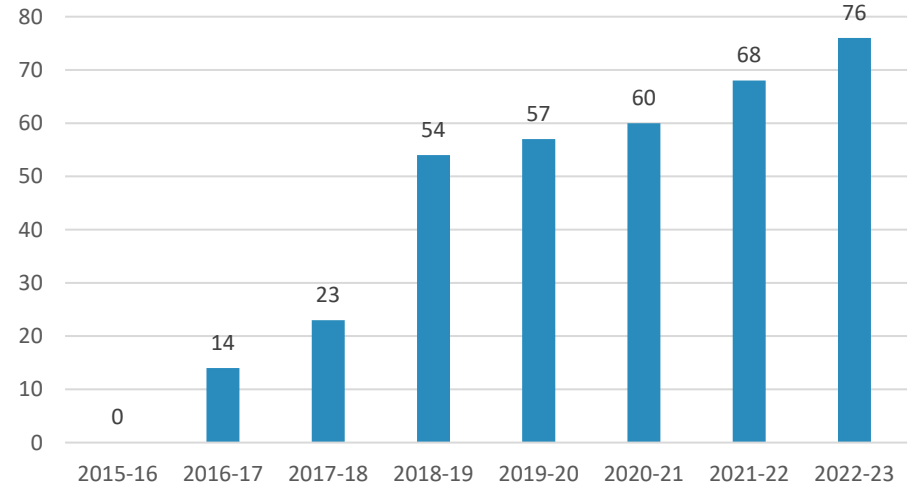


Figure 4C. Number of High Schools in the Long Island Region Offering the NYSSB (2016-2023)

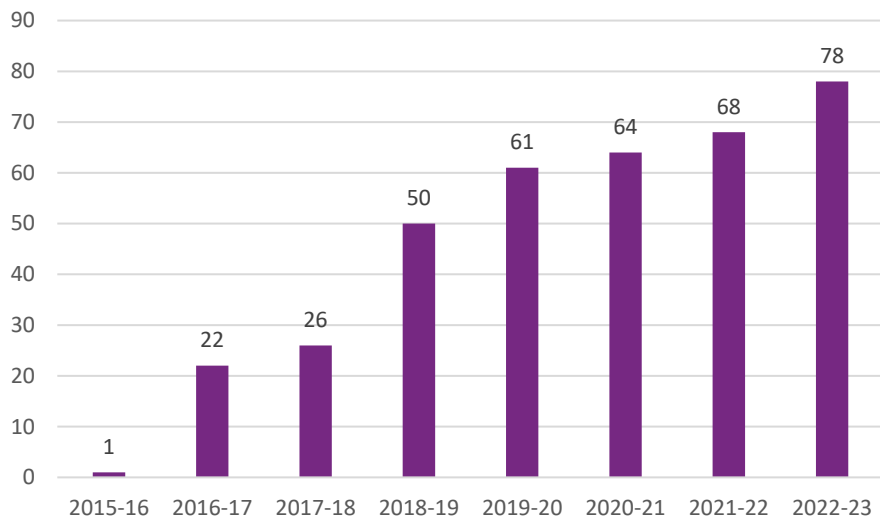


Figure 4D. Number of High Schools in the Mid-State Region Offering the NYSSB (2016-2023)

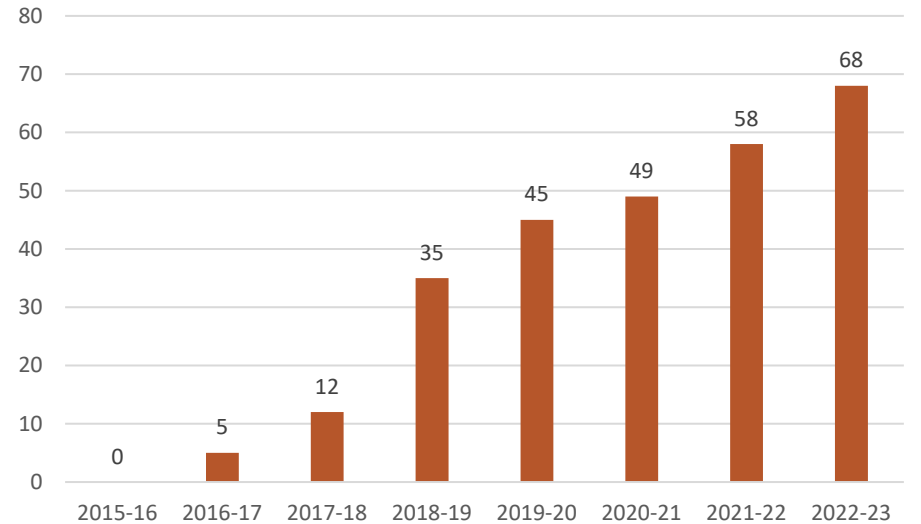


Figure 4E. Number of High Schools in the Mid-West Region Offering the NYSSB (2016-2023)

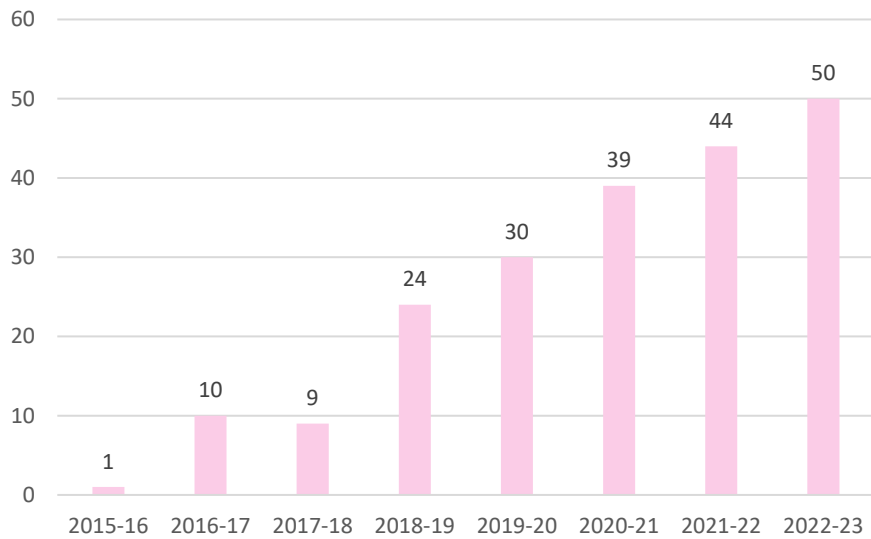


Figure 4F. Number of High Schools in the New York City Region Offering the NYSSB (2016-2023)

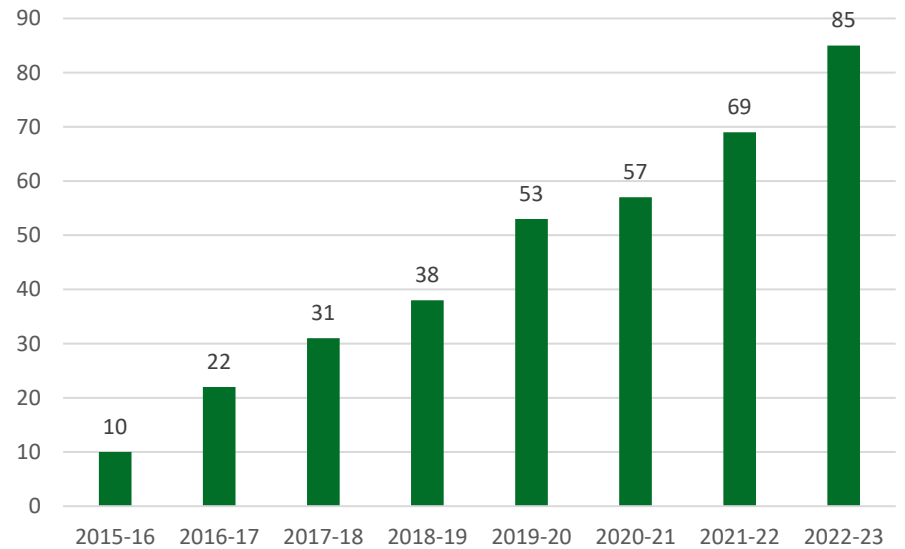
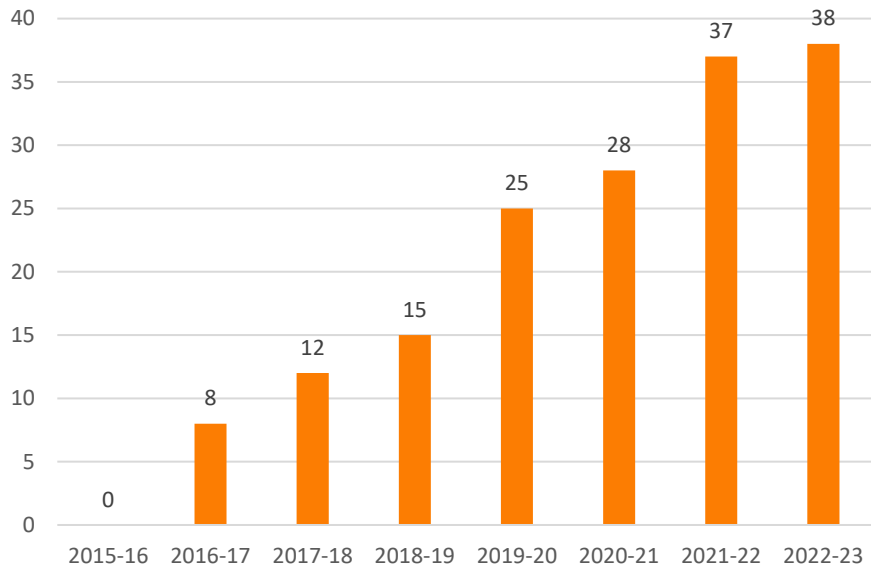


Figure 4G. Number of High Schools in the Western Region Offering the NYSSB (2016-2023)



*2023 NYSSB graduate from Westbury HS
(Photo courtesy of Westbury UFSD)*

The annual statewide growth rate of schools offering the NYSSB is about 14%. Figures 5A-G show the percentage of growth in the number of high schools offering the NYSSB from 2019-20 to 2022-23 by region.

Figure 5A. Percentage of Growth in the Number of High Schools in the Capital Region Offering the NYSSB (2020-2023)

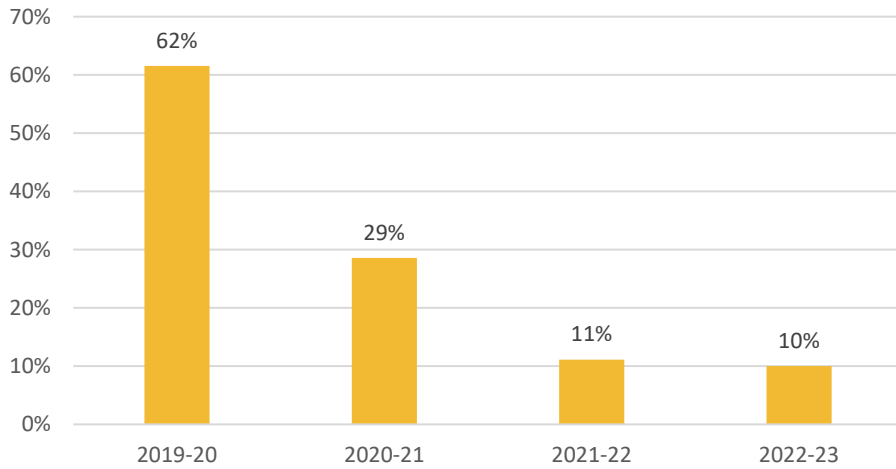


Figure 5B. Percentage of Growth in the Number of High Schools in the Hudson Valley Region Offering the NYSSB (2020-2023)

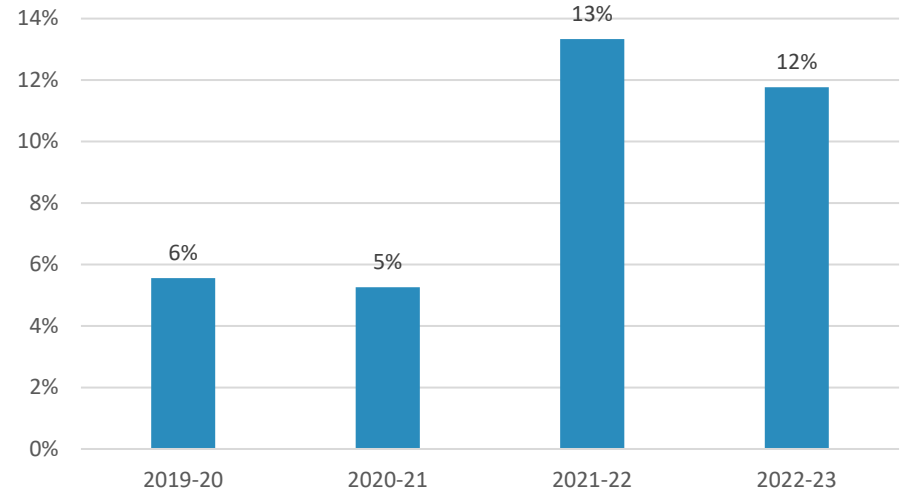


Figure 5C. Percentage of Growth in the Number of High Schools in the Long Island Region Offering the NYSSB (2020-2023)

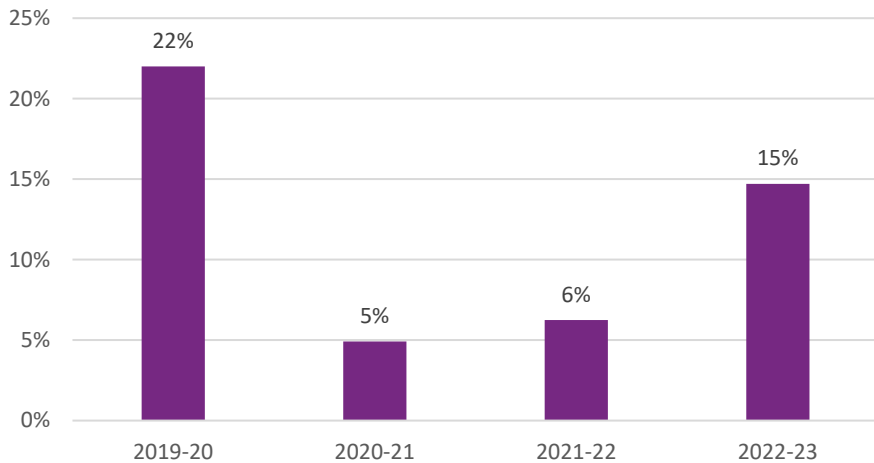


Figure 5D. Percentage of Growth in the Number of High Schools in the Mid-State Region Offering the NYSSB (2020-2023)

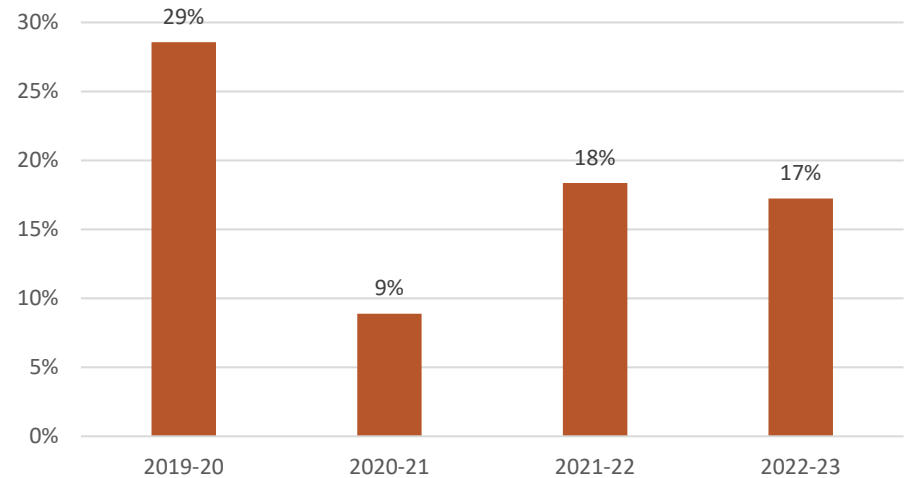


Figure 5E. Percentage of Growth in the Number of High Schools in the Mid-West Region Offering the NYSSB (2020-2023)

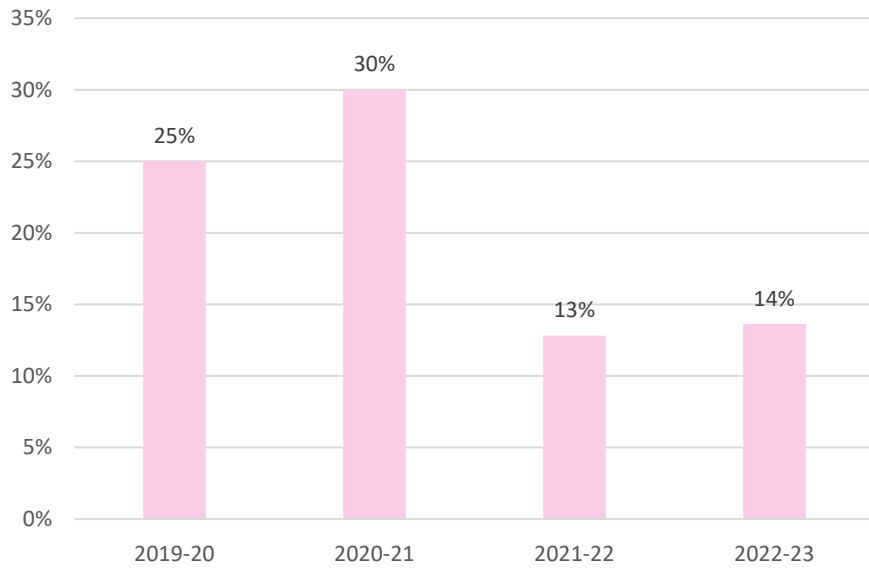


Figure 5F. Percentage of Growth in the Number of High Schools in the New York City Region Offering the NYSSB (2020-2023)

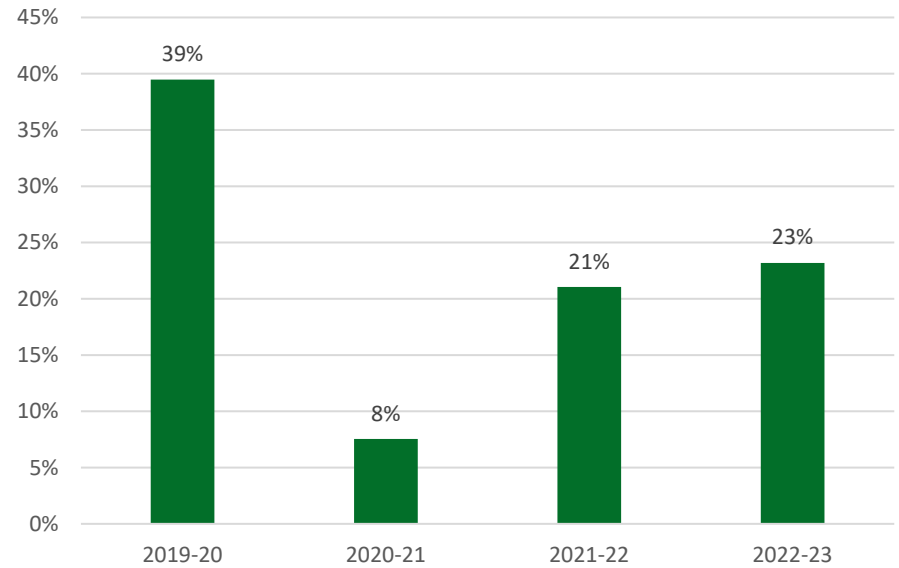
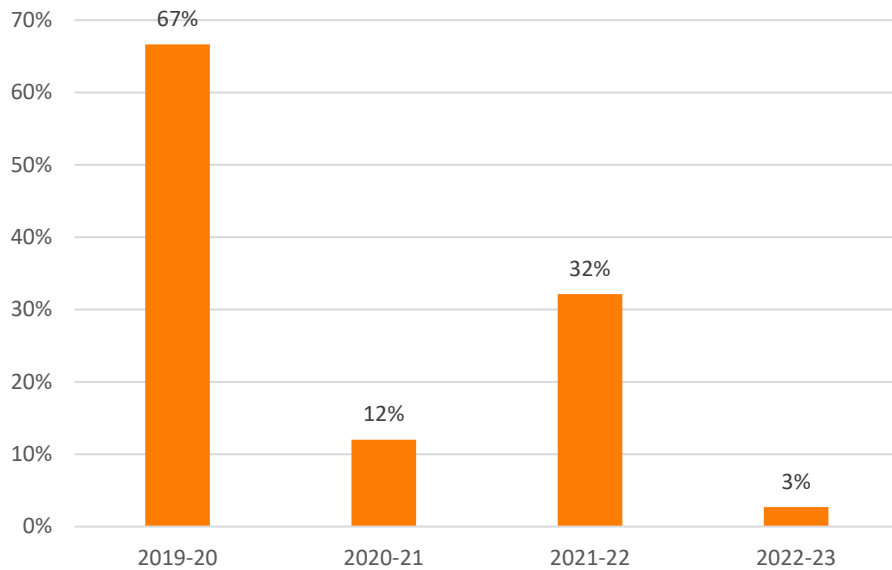


Figure 5G. Percentage of Growth in the Number of High Schools in the Western Region Offering the NYSSB (2020-2023)



2023 NYSSB graduate from Esperanza Preparatory Academy (Photo courtesy of NYCPS)

High Schools Offering the NYSSB as a Percentage of Total District Schools in Region

Any NYS high school at which students can earn a Regents Diploma is eligible to offer the NYSSB. This includes district schools, charter schools, and non-public schools that are registered with the [Office of Religious and Independent School Support](#) (ORISS) of NYSED to offer the Regents Diploma. Of the 1,234 district high schools in NYS, 428 (34%) offered the NYSSB, which represents more than 1 in every 3 district high schools statewide. Table 2 lists each region of New York, the number of district high schools within each region that offered the NYSSB in 2022-23, the total number of district high schools in the region, and the high schools offering the NYSSB as a percentage of the total number in the region.

Table 2. High Schools Offering the NYSSB as a Percentage of Total High Schools in Region (2022-23)

Region	Number of High Schools* Offering the NYSSB	Total Number of District High Schools**	Schools Offering the NYSSB as a % of the Total Number of District High Schools
Capital	33	134	24.6%
Hudson Valley	76	151	50.3%
Long Island	78	118	66.1%
Mid-State	68	147	46.3%
Mid-West	50	81	61.7%
New York City	85	518	16.4%
West	38	113	33.6%
TOTAL	428	1,262	33.9%

*The “Number of High Schools Offering the NYSSB” counts any school offering the NYSSB (district, charter, non-public).

**The “Total Number of District High Schools in Region” does not include charter or non-public schools. Of the 428 schools offering the NYSSB in 2022-23, seven were charter schools and six were non-public schools.

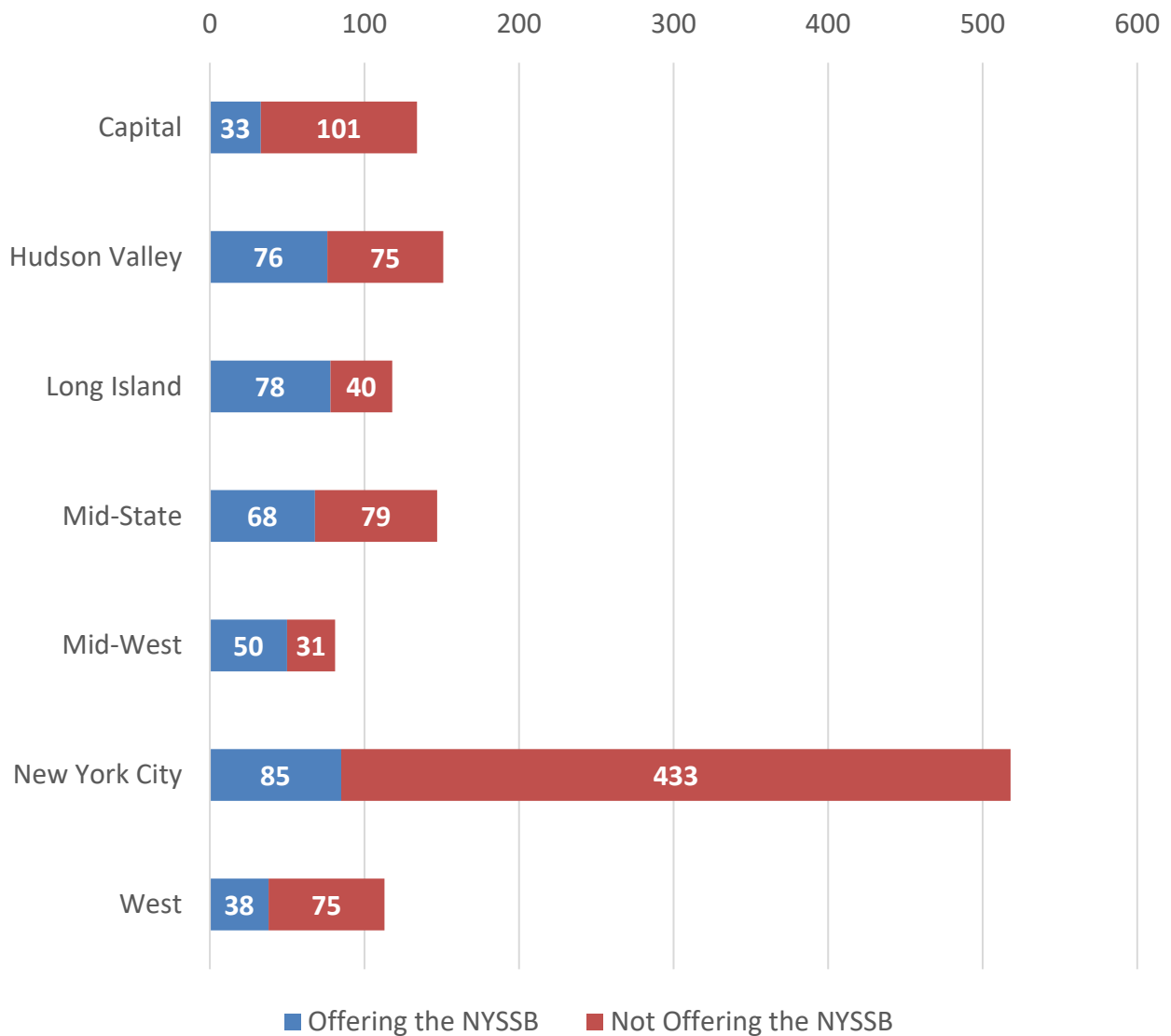


2023 NYSSB graduates from Newburgh Free Academy (Photo courtesy of Newburgh CSD)

Potential for Regional Growth in High Schools Offering the NYSSB

Even given the increased number of high schools offering the NYSSB across our state, there is ample room for additional growth in each region. Figure 6 below shows the number of high schools offering the NYSSB in each region (blue) as compared to the number of district high schools not currently offering the NYSSB in each region (red) in 2022-23.

Figure 6. Number of High Schools Offering the NYSSB vs. Number of District High Schools Not Offering the NYSSB by Region (2022-23)



Another measure of growth is the number of schools offering the NYSSB as a percentage of all district high schools in the region. Figures 7A through 7G demonstrate significant growth potential in NYSSB programs in each region in each year since the beginning of the program. For example, as of the publication of this document, three regions (Hudson Valley, Long Island, and Mid-West) have more than 50% of their district high schools offering the NYSSB. This data will help OBEWL and the NYSSB Task Force target their efforts to provide catered support in particular regions for their promotion of the NYSSB.

Figures 7A through 7G on the following two pages show the number of high schools offering the NYSSB versus district schools not offering the NYSSB in 2022-23 by region.

Figure 7A. High Schools in the Capital Region Offering the NYSSB vs. District High School Not Offering the NYSSB (2022-23)

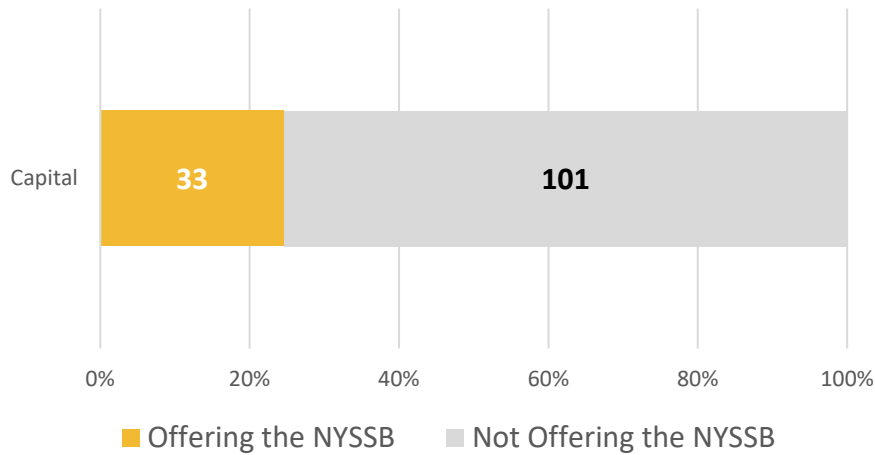


Figure 7B. High Schools in the Hudson Valley Region Offering the NYSSB vs. District High School Not Offering the NYSSB (2022-23)

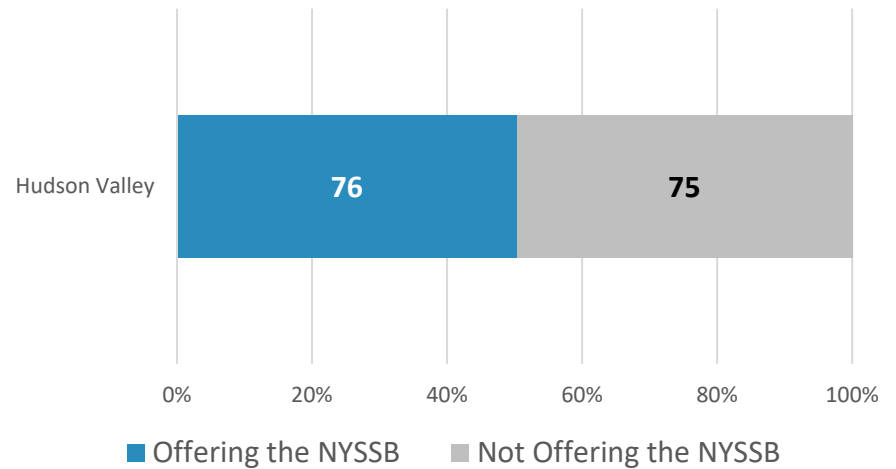


Figure 7C. High Schools in the Long Island Region Offering the NYSSB vs. District High School Not Offering the NYSSB (2022-23)

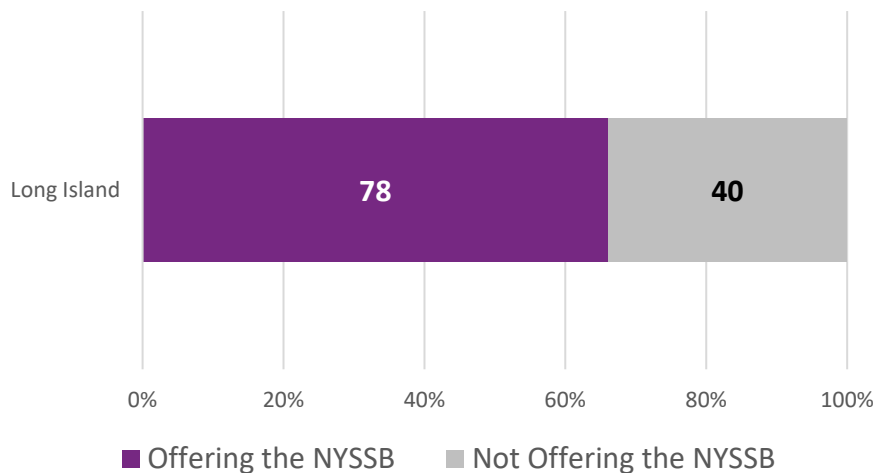


Figure 7D. High Schools in the Mid-State Region Offering the NYSSB vs. District High School Not Offering the NYSSB (2022-23)

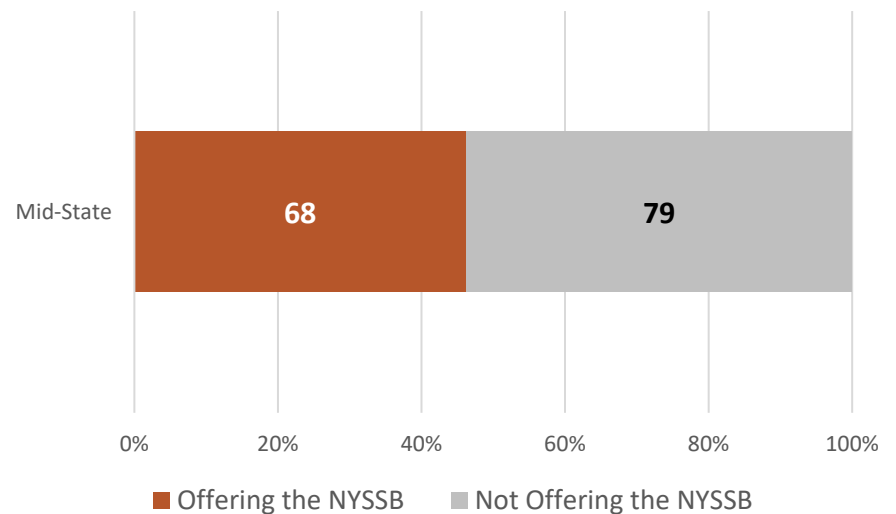


Figure 7E. High Schools in the Mid-West Region Offering the NYSSB vs. District High School Not Offering the NYSSB (2022-23)

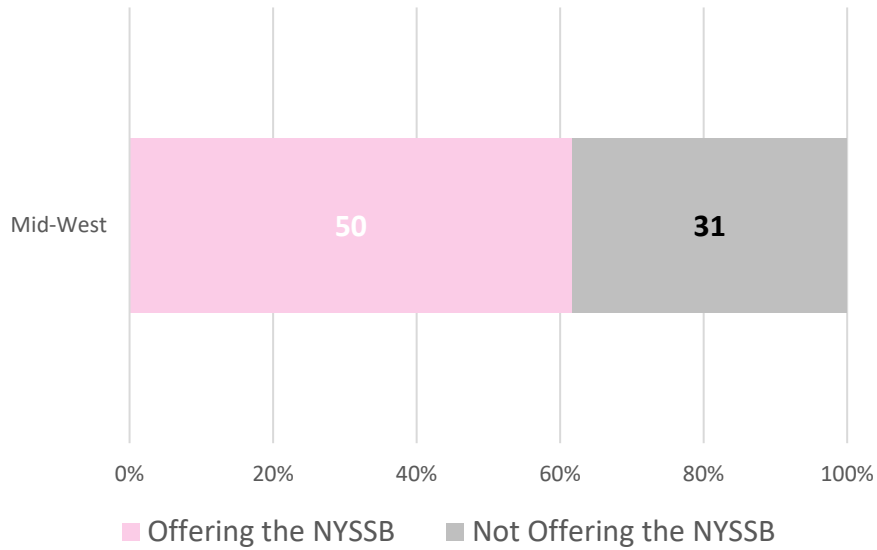


Figure 7F. High Schools in the New York City Region Offering the NYSSB vs. District High School Not Offering the NYSSB (2022-23)

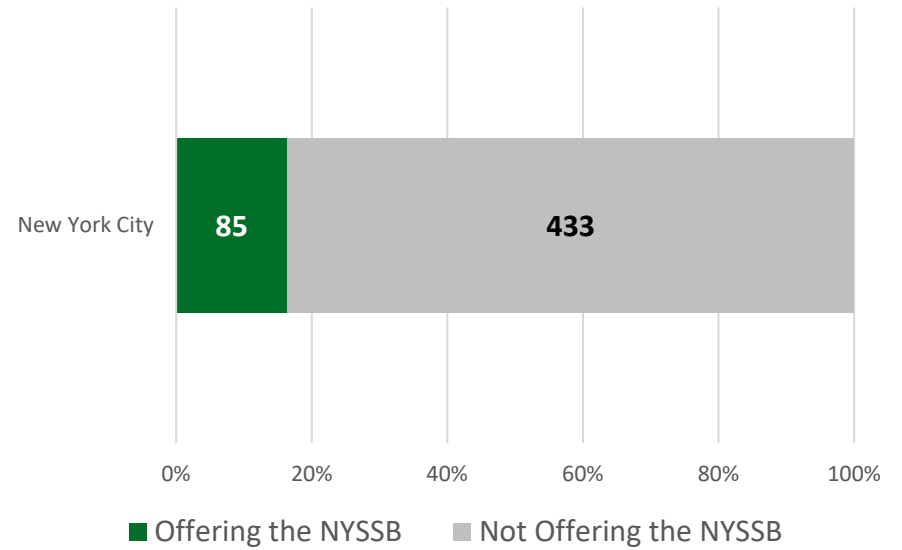
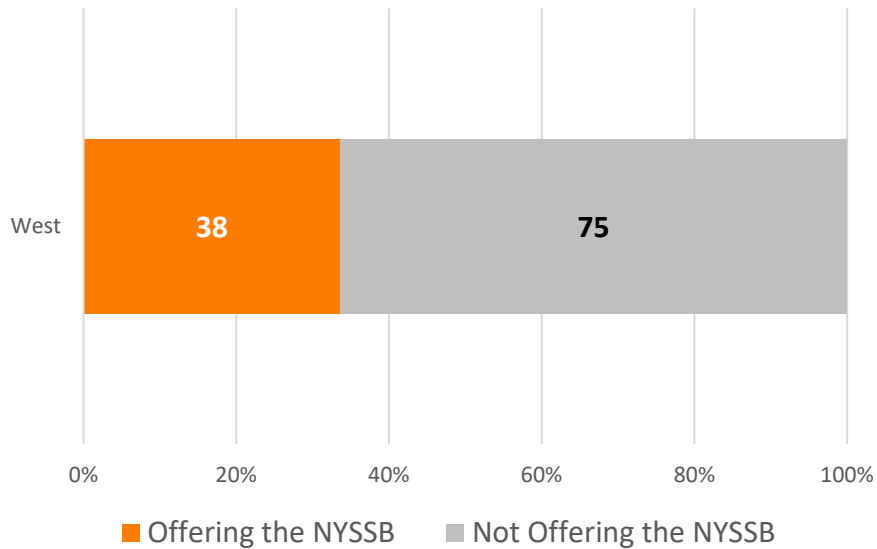


Figure 7G. High Schools in the Western Region Offering the NYSSB vs. District High School Not Offering the NYSSB (2022-23)



2023 NYSSB graduates from Westbury HS
(Photo courtesy of Westbury UFSD)

Figures 8A-G show the growth in the number of high schools offering the NYSSB as a percentage of the total district high schools in each region from 2015-16 to 2022-23.

Figure 8A. Growth in Number of Schools in the Capital Region Offering the NYSSB as a Percentage of All District High Schools in the Region (2016-2023)

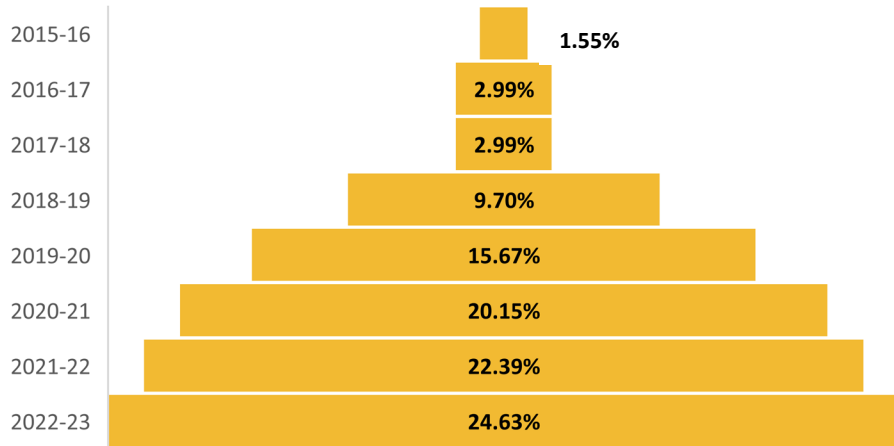


Figure 8B. Percentage of Growth in Number of Schools in the Hudson Valley Region Offering the NYSSB as a Percentage of All District High Schools in the Region (2016-2023)

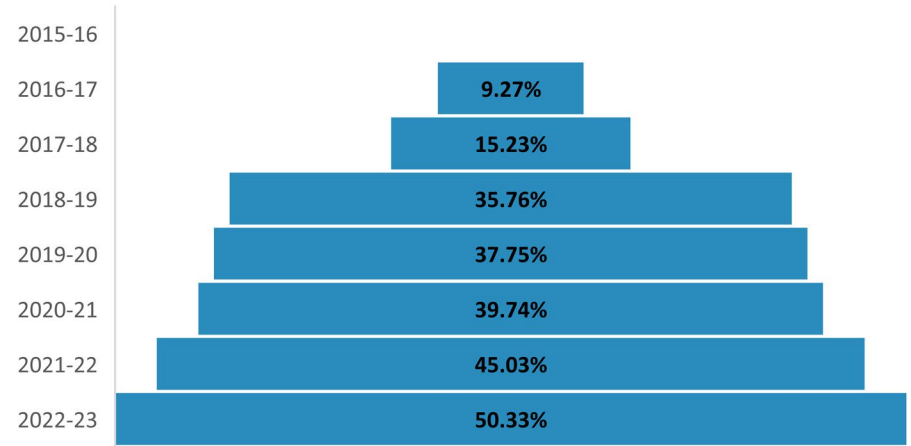


Figure 8C. Percentage of Growth in Number of Schools in the Long Island Region Offering the NYSSB as a Percentage of All District High Schools in the Region (2016-2023)

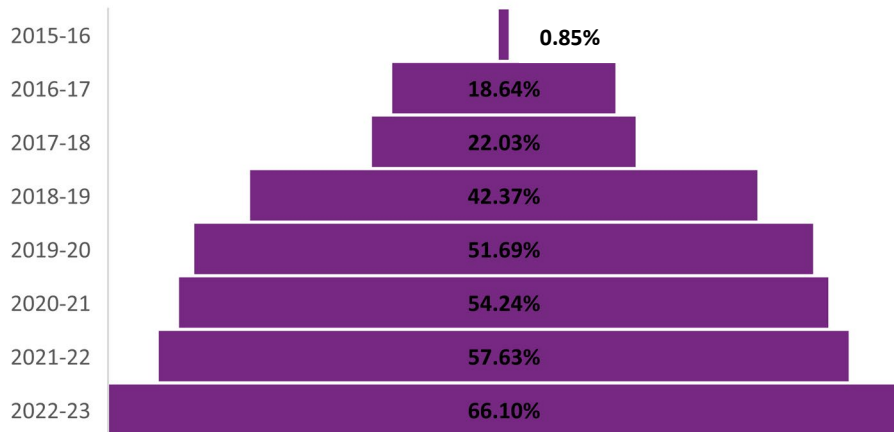


Figure 8D. Percentage of Growth in Number of Schools in the Mid-State Region Offering the NYSSB as a Percentage of All District High Schools in the Region (2016-2023)

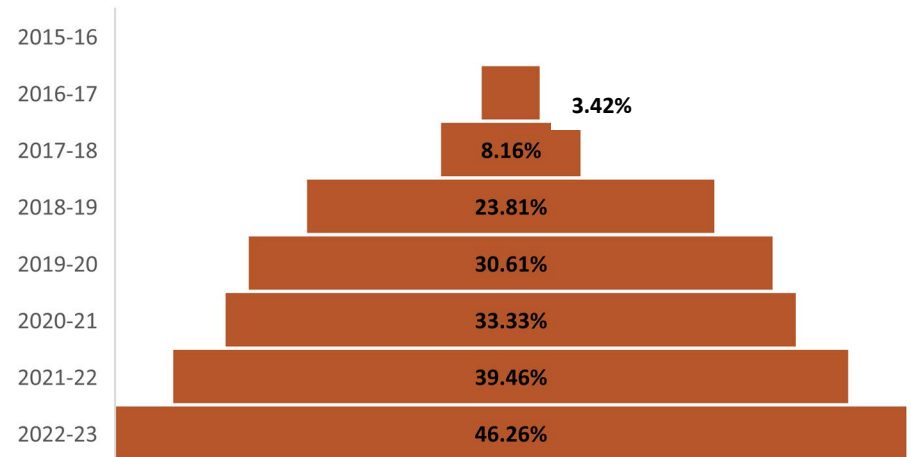


Figure 8E. Percentage of Growth in Number of Schools in the Mid-West Region Offering the NYSSB as a Percentage of All District High Schools in the Region (2016-2023)

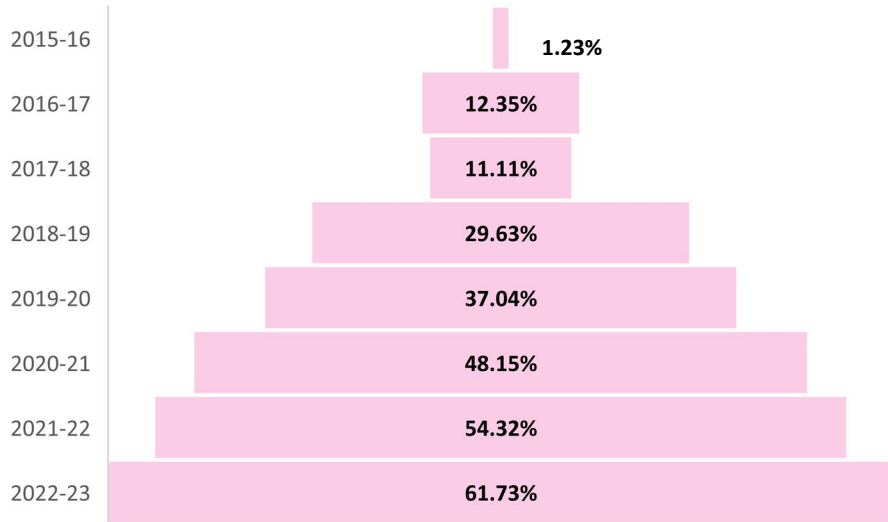


Figure 8F. Percentage of Growth in Number of Schools in the New York City Region Offering the NYSSB as a Percentage of All District High Schools in the Region (2016-2023)

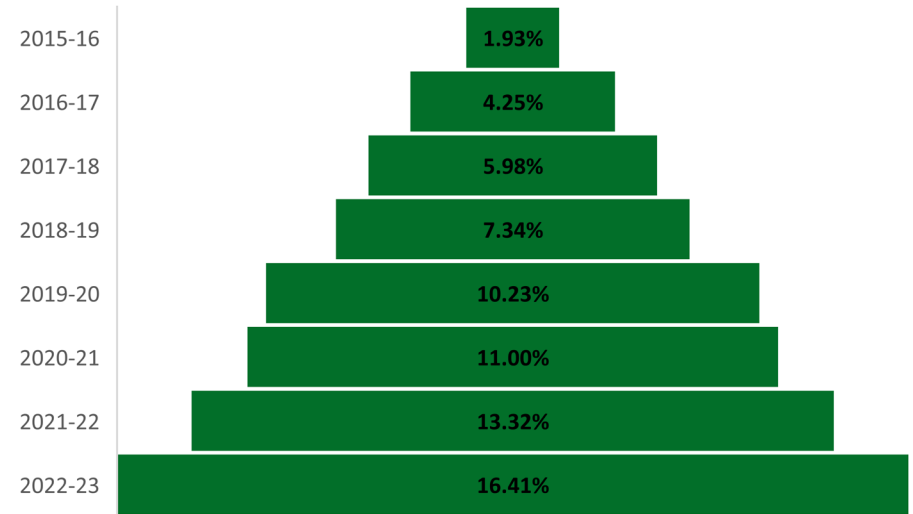
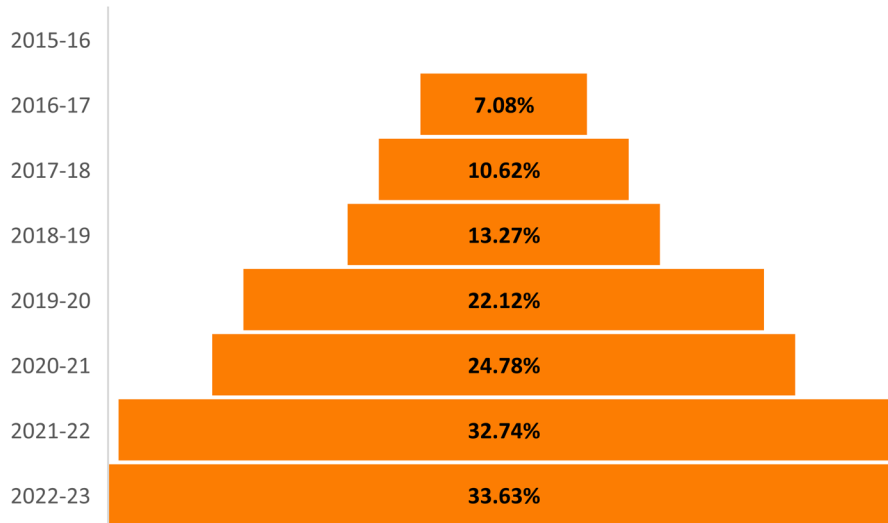


Figure 8G. Percentage of Growth in Number of Schools in the Western Region Offering the NYSSB as a Percentage of All District High Schools in the Region (2016-2023)



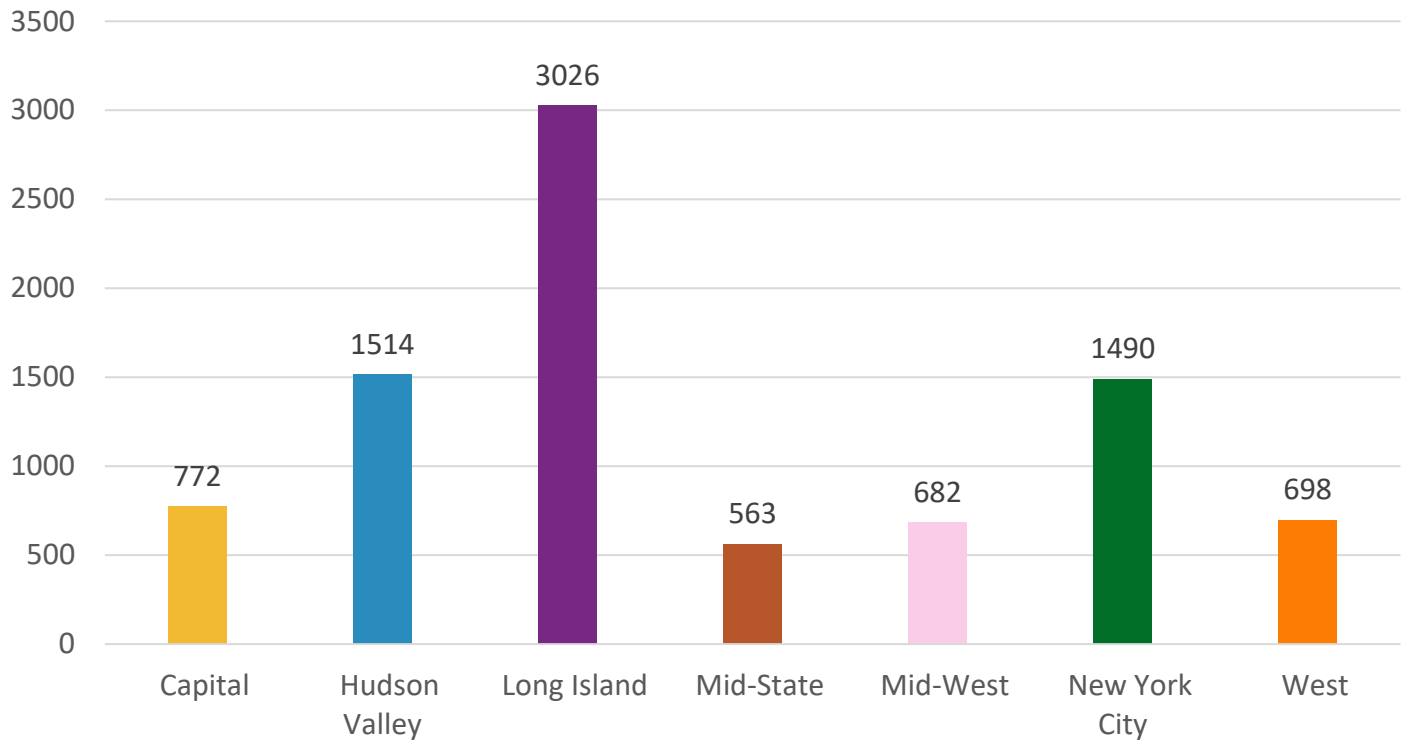
Certificates printed for NYSSB graduates from Brentwood HS (Photo courtesy of Brentwood UFSD)

Students

Number of Students Awarded the NYSSB

In 2022-23, 8,745 students were awarded the NYSSB, up from 7,114 in the prior year. Figure 9 shows the number of students who were awarded the NYSSB in 2022-23 by region.

Figure 9. Number of Students Awarded the NYSSB by Region (2022-23)



*Student dancers that performed at the 2023 NYSSB celebration at Brentwood HS
(Photo courtesy of Brentwood UFSD)*

Figures 10A-G show the number of students who were awarded the NYSSB from 2016 to 2023 by region.

Figure 10A. Number of Students Awarded the NYSSB in the Capital Region (2016-2023)

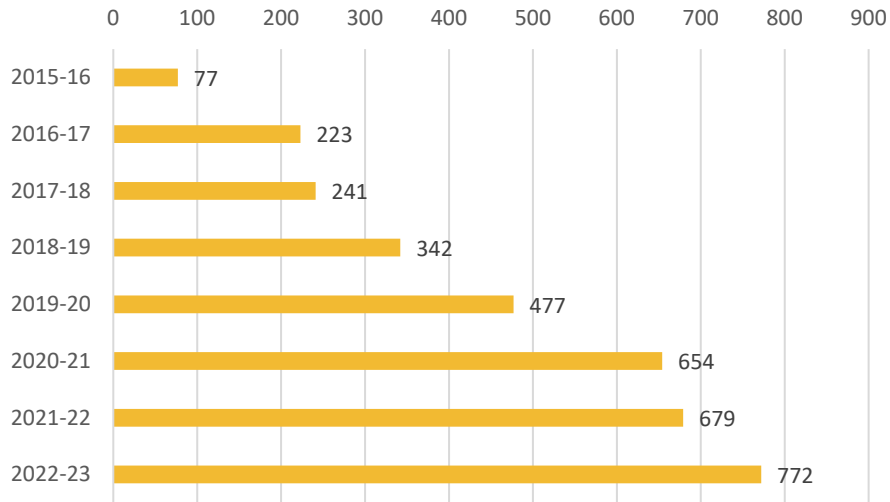


Figure 10B. Number of Students Awarded the NYSSB in the Hudson Valley Region (2016-2023)

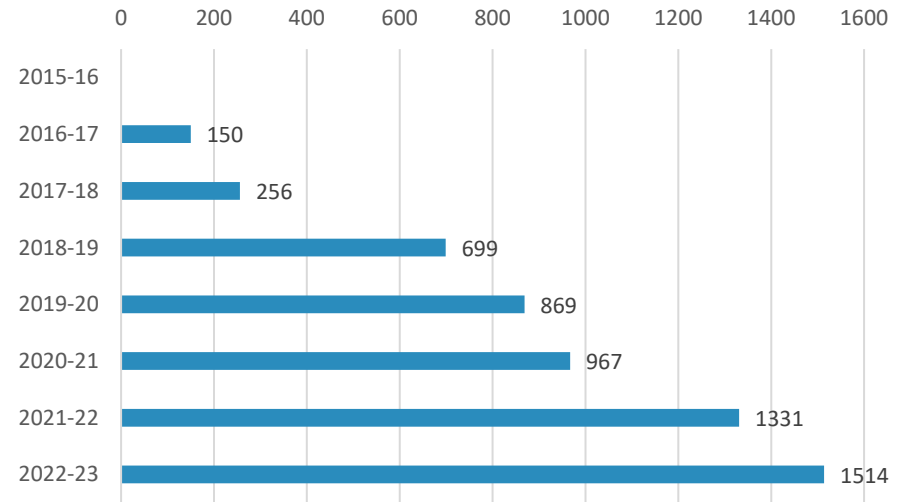


Figure 10C. Number of Students Awarded the NYSSB in the Long Island Region (2016-2023)

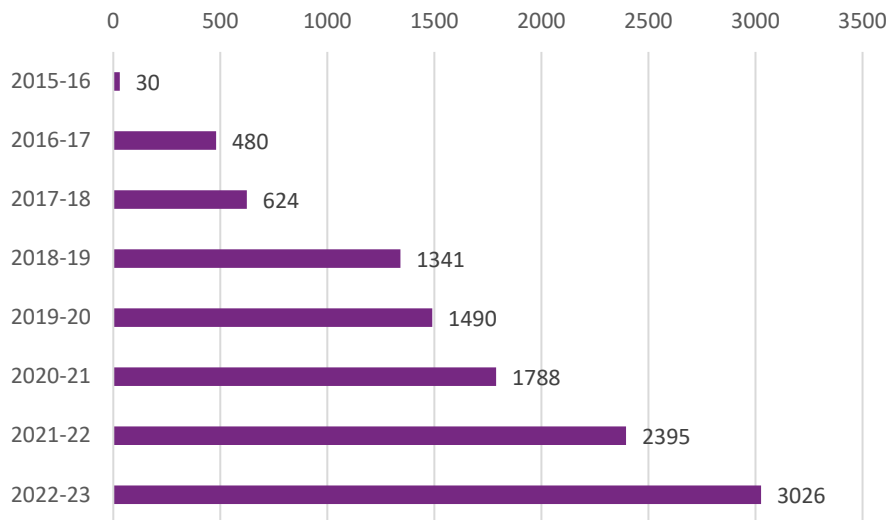


Figure 10D. Number of Students Awarded the NYSSB in the Mid-State Region (2016-2023)

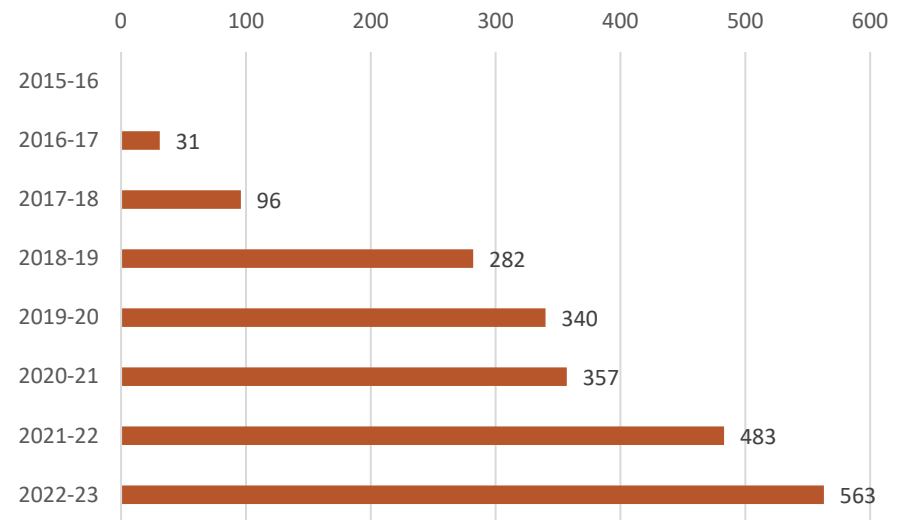


Figure 10E. Number of Students Awarded the NYSSB in the Mid-West Region (2016-2023)

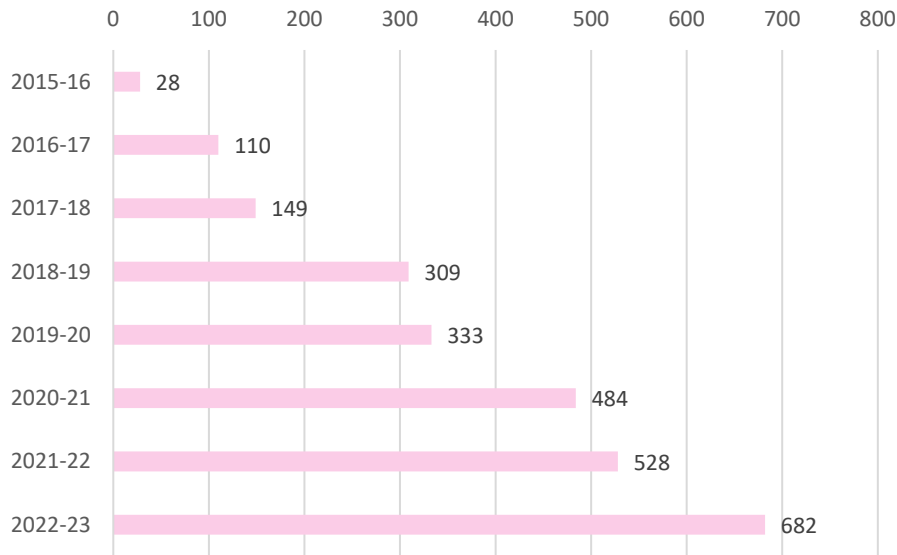


Figure 10F. Number of Students Awarded the NYSSB in the New York City Region (2016-2023)

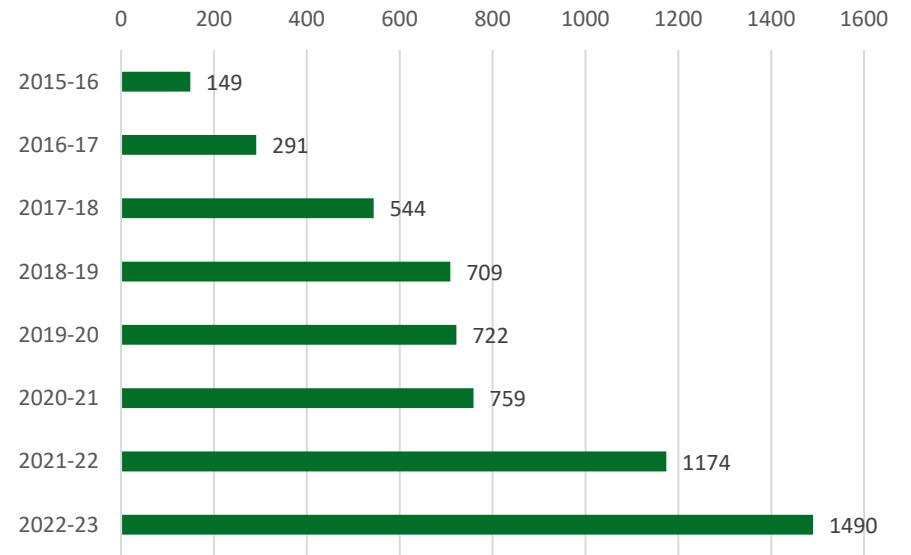
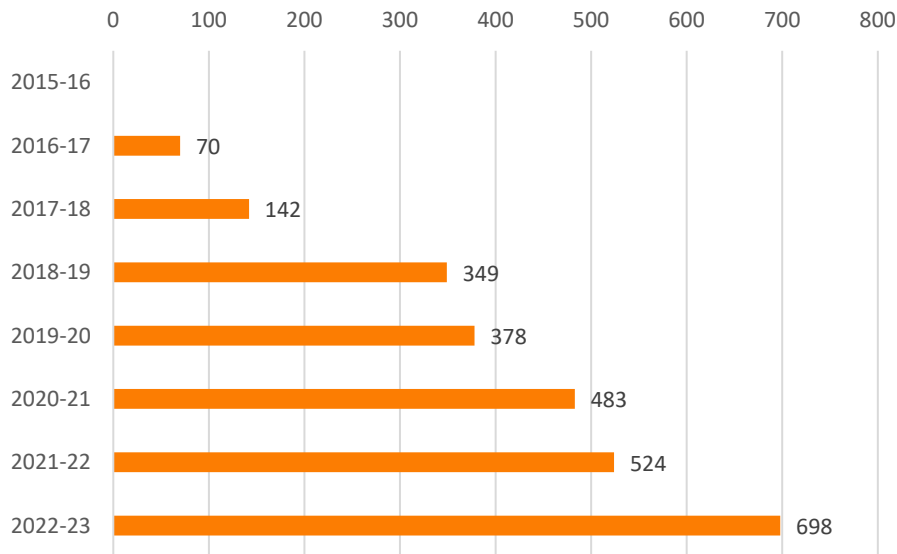


Figure 10G. Number of Students Awarded the NYSSB in the Western Region (2016-2023)

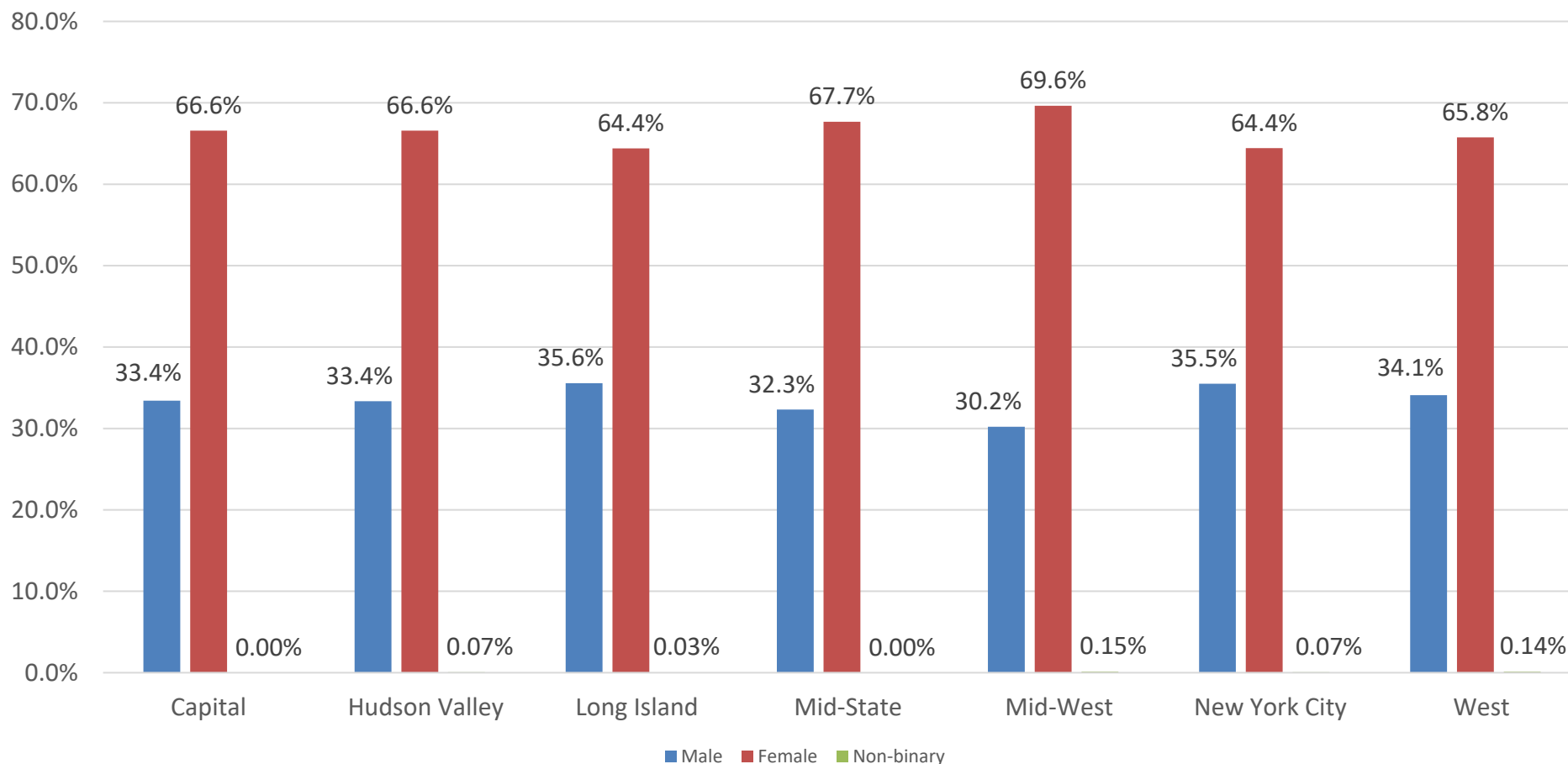


**2023 NYSSB graduates from Esperanza Preparatory Academy
(Photo courtesy of NYCPS)**

Gender Make-up of Students Awarded the NYSSB

12th graders in New York State district schools are generally split evenly between males and females. The twelve-year average (mean) of males to females in 12th grade in New York State is 50.4% male to 49.6% female with a standard deviation of 0.33%. The gender make-up of NYSSB earners has not reflected the even split in gender among 12th graders in NYS. Instead, a clear pattern of gender disparity appears. In four of the seven regions, NYSSB earners who identify as female outnumber their counterparts who identify as male two-to-one. The smallest gender gaps exist on Long Island and in New York City, although students who identify as female still make up the vast majority of NYSSB earners in all regions. Figure 11 shows the gender make-up of 2022-23 NYSSB earners by region. OBEWL will use this information to delve deeper into strategies to engage and support more male students to pursue the NYSSB.

Figure 11. Percentages of Male, Female, and Non-Binary NYSSB Earners by Region* (2022-23)



*The NYCPS does not currently collect data on non-binary NYSSB earners.

Figures 12A-G show the number of students who were awarded the NYSSB by gender by region from 2020 to 2023.

Figure 12A. Number of Students Awarded the NYSSB in the Capital Region by Gender (2020-2023)

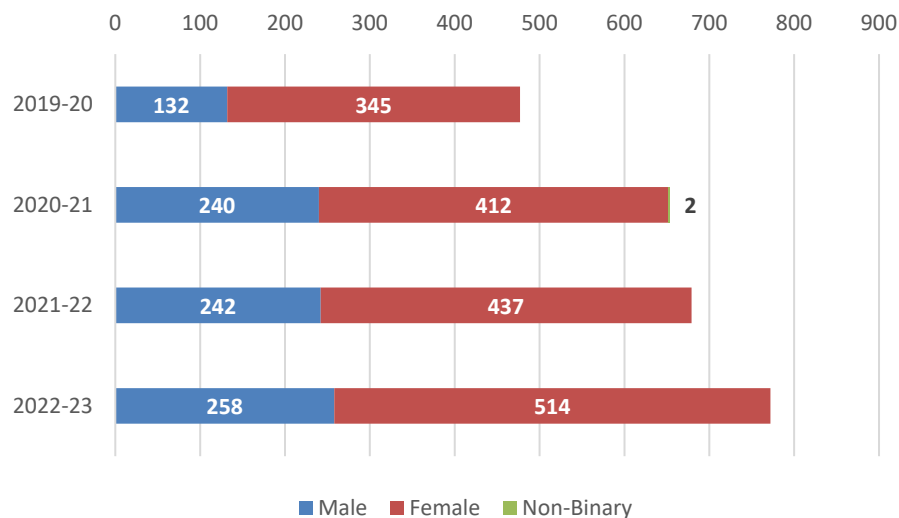


Figure 12B. Number of Students Awarded the NYSSB in the Hudson Valley Region by Gender (2020-2023)

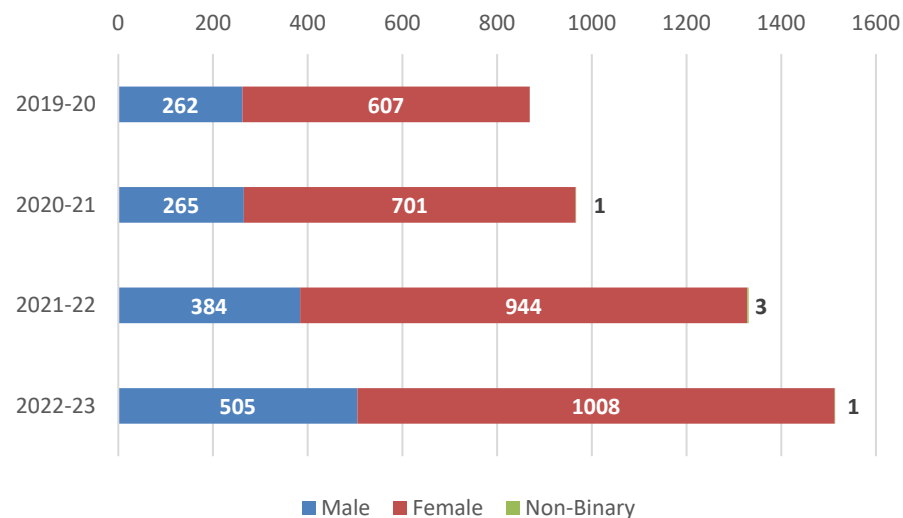


Figure 12C. Number of Students Awarded the NYSSB in the Long Island Region by Gender (2020-2023)

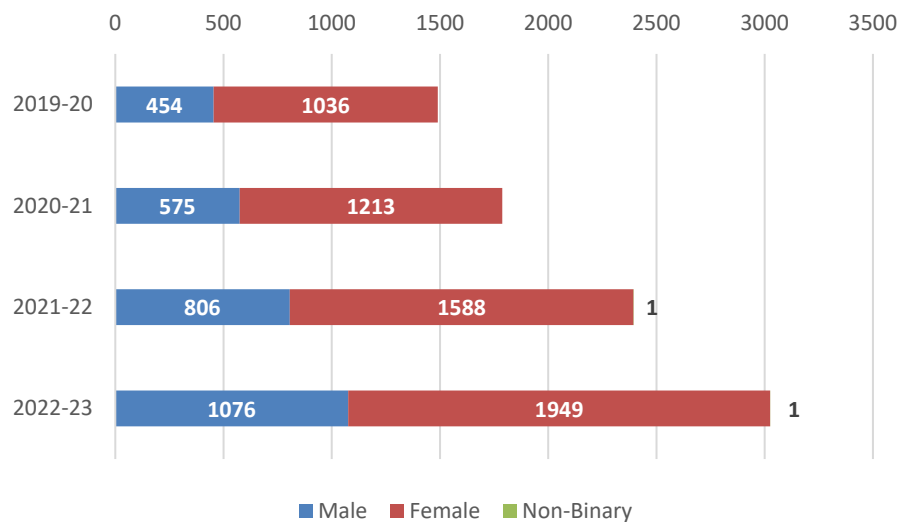


Figure 12D. Number of Students Awarded the NYSSB in the Mid-State Region by Gender (2020-2023)

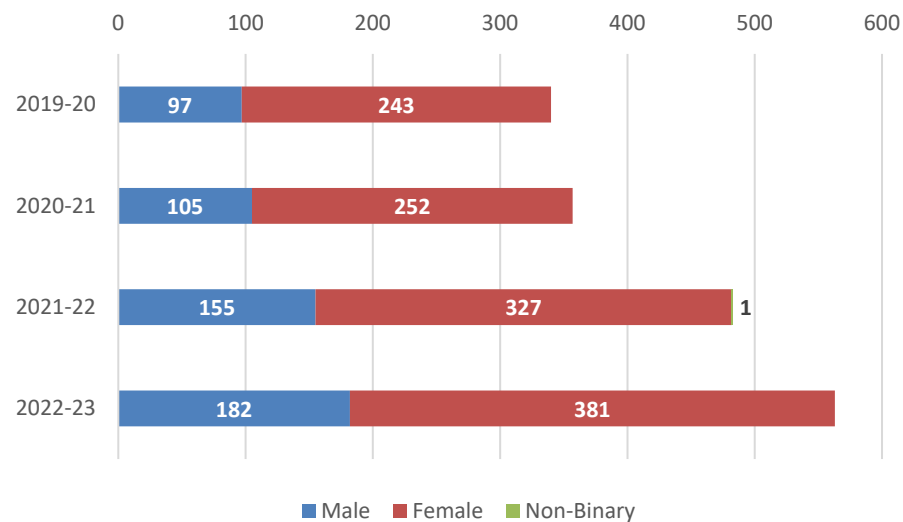


Figure 12E. Number of Students Awarded the NYSSB in the Mid-West Region by Gender (2020-2023)

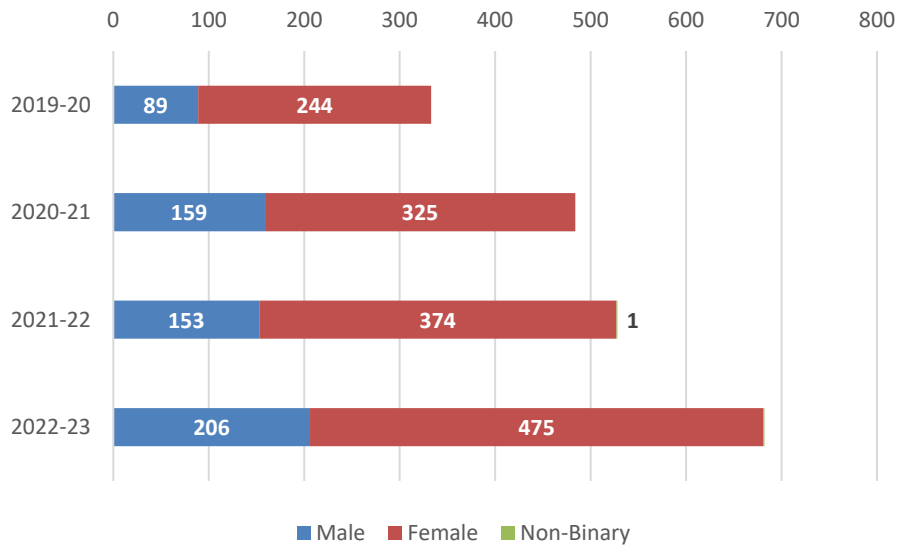


Figure 12F. Number of Students Awarded the NYSSB in the New York City Region by Gender (2020-2023)

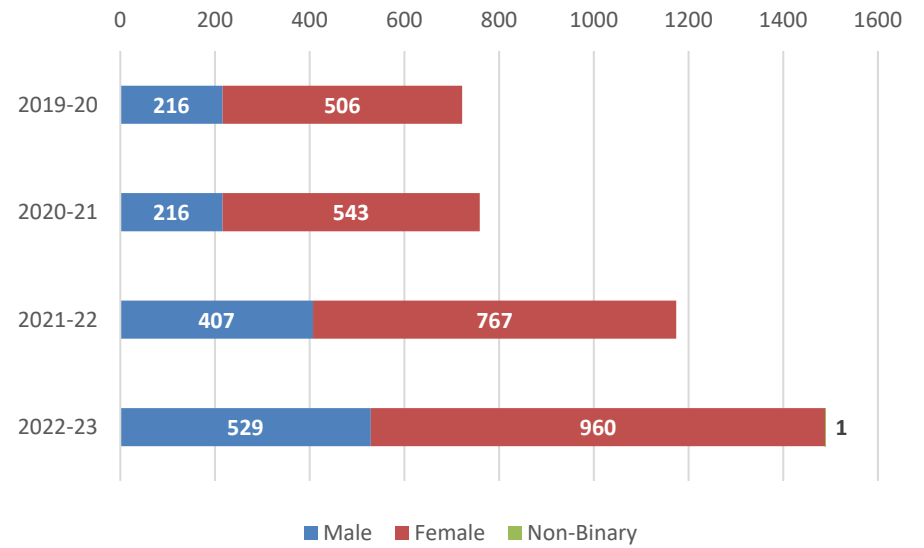

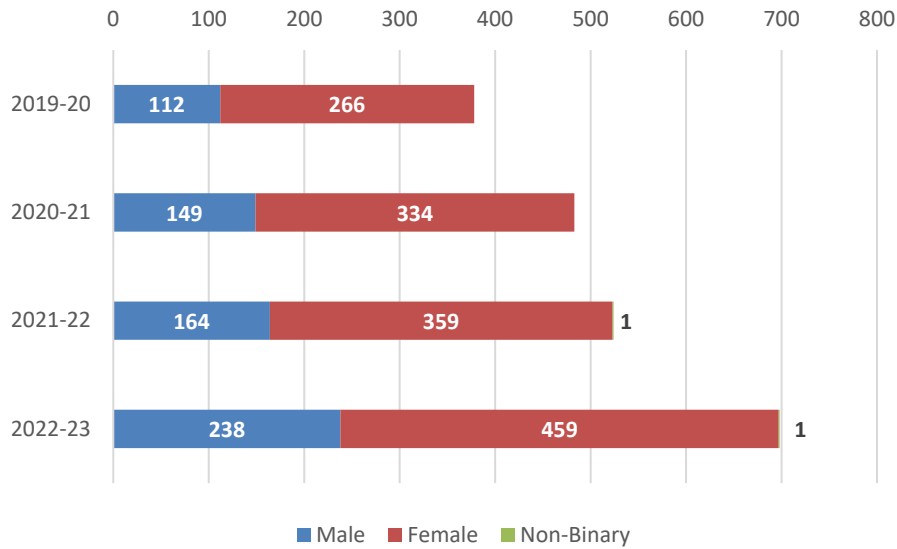


Figure 12G. Number of Students Awarded the NYSSB in the Western Region by Gender (2020-2023)



Number of Students Awarded the NYSSB by Race/Ethnicity

Students from each of the six racial categories earned the NYSSB in 2022-23. In general, the number of students in each racial category earning the NYSSB continues to increase each year. Table 3 shows the number of students from each of the racial categories that earned the NYSSB in 2022-23 by region.

Table 3. NYSSB Earners by Race/Ethnicity by Region (2020-2023)

Region	Race/Ethnicity	2019-20	2020-21	2021-22	2022-23
Capital	American Indian or Alaska Native	1	1	0	1
	Asian or Native Hawaiian or Other Pacific Islander	75	113	97	135
	Black or African American	8	18	16	25
	Hispanic or Latino	19	26	25	33
	Multiracial	11	11	19	28
	White	363	485	522	550
Hudson Valley	American Indian or Alaska Native	7	4	25	45
	Asian or Native Hawaiian or Other Pacific Islander	56	60	83	106
	Black or African American	40	50	75	98
	Hispanic or Latino	410	399	597	510
	Multiracial	17	15	15	28
	White	339	439	536	727
Long Island	American Indian or Alaska Native	4	34	47	63
	Asian or Native Hawaiian or Other Pacific Islander	161	172	275	415
	Black or African American	68	84	97	155
	Hispanic or Latino	444	239	386	559
	Multiracial	42	31	68	66
	White	771	1,228	1,522	1,768
Mid-State	American Indian or Alaska Native	1	2	3	4
	Asian or Native Hawaiian or Other Pacific Islander	46	34	57	56
	Black or African American	17	20	27	28
	Hispanic or Latino	23	14	24	24
	Multiracial	13	6	10	16
	White	240	281	362	435

Region	Race/Ethnicity	2019-20	2020-21	2021-22	2022-23
Mid-West	American Indian or Alaska Native	0	0	1	1
	Asian or Native Hawaiian or Other Pacific Islander	24	28	34	48
	Black or African American	24	21	32	32
	Hispanic or Latino	64	86	69	82
	Multiracial	6	7	10	19
	White	215	342	382	500
New York City	American Indian or Alaska Native	3	0	140	161
	Asian or Native Hawaiian or Other Pacific Islander	127	184	336	362
	Black or African American	28	24	157	209
	Hispanic or Latino	473	471	93	141
	Multiracial	12	9	99	124
	White	79	71	349	493
Western	American Indian or Alaska Native	3	5	4	6
	Asian or Native Hawaiian or Other Pacific Islander	47	37	67	61
	Black or African American	26	25	27	38
	Hispanic or Latino	23	13	15	26
	Multiracial	5	12	15	24
	White	274	391	396	543



2023 NYSSB graduates from Niagara Falls HS
 (Photo courtesy of Niagara Falls CSD)

Figures 13A-G show the percentage of students awarded the NYSSB by race/ethnicity by region in 2022-23.

Figure 13A. Number of Students Awarded the NYSSB in the Capital Region by Race/Ethnicity (2022-23)

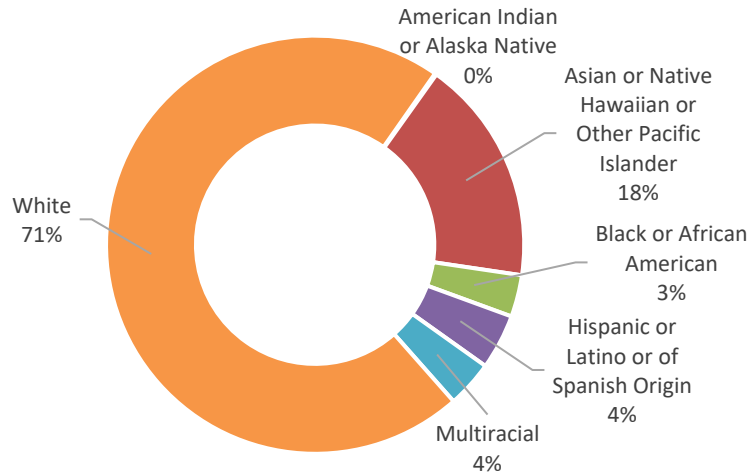


Figure 13B. Number of Students Awarded the NYSSB in the Hudson Valley Region by Race/Ethnicity (2022-23)

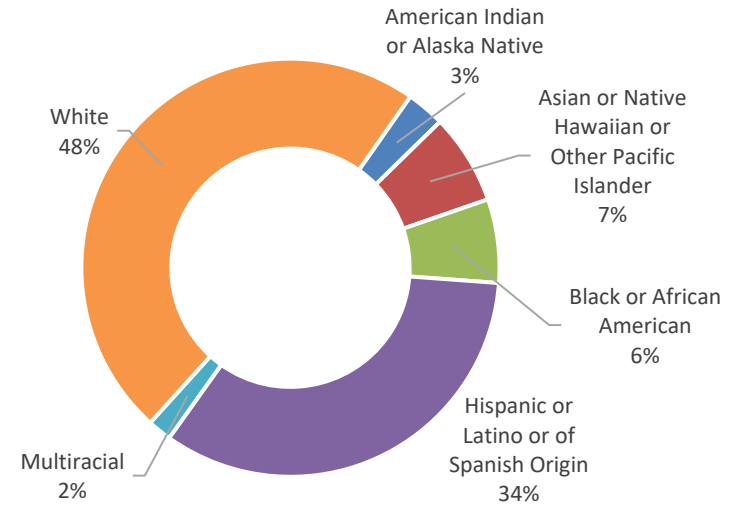


Figure 13C. Number of Students Awarded the NYSSB in the Long Island Region by Race/Ethnicity (2022-23)

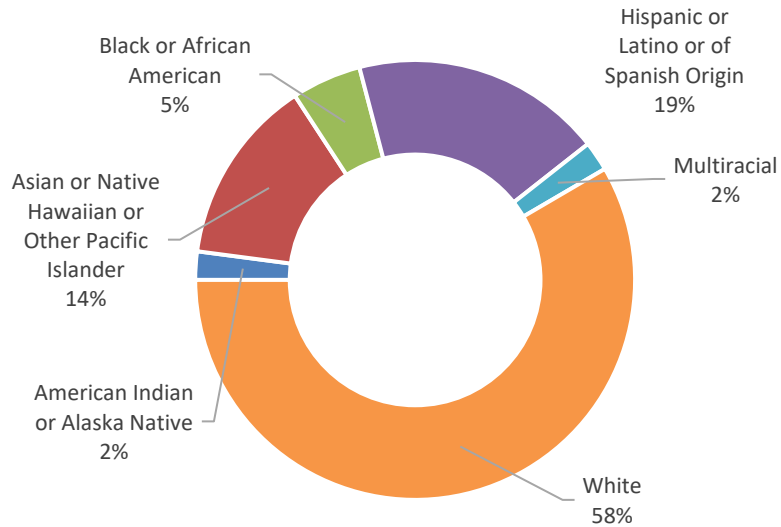


Figure 13D. Number of Students Awarded the NYSSB in the Mid-State Region by Race/Ethnicity (2022-23)

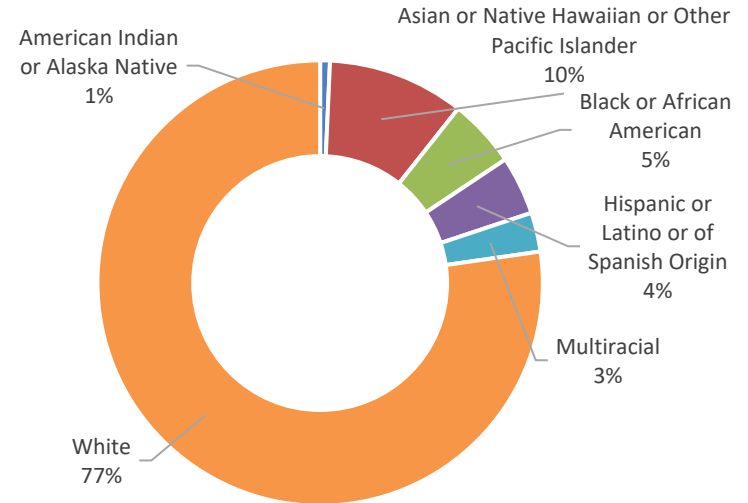


Figure 13E. Number of Students Awarded the NYSSB in the Mid-West Region by Race/Ethnicity (2022-23)

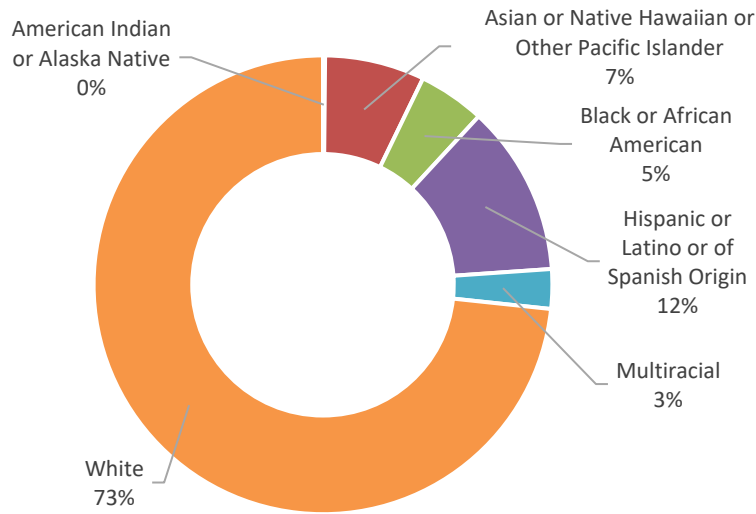


Figure 13F. Number of Students Awarded the NYSSB in the New York City Region by Race/Ethnicity (2022-23)

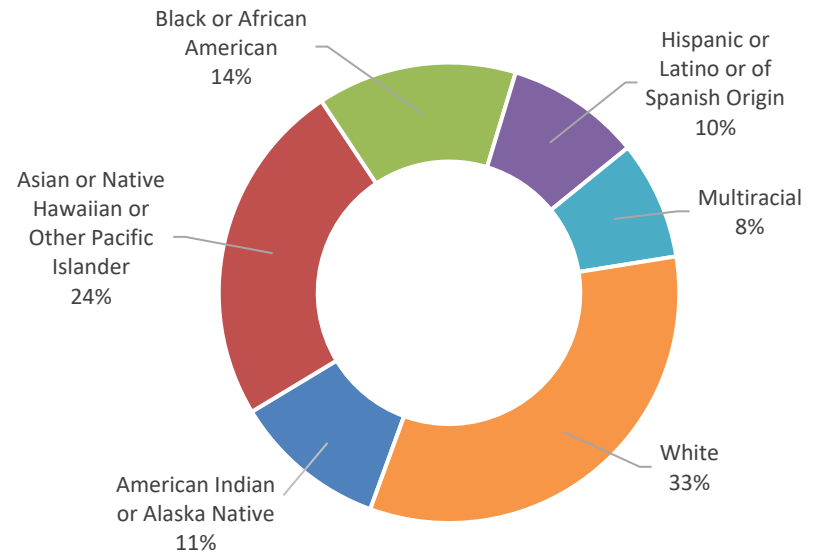
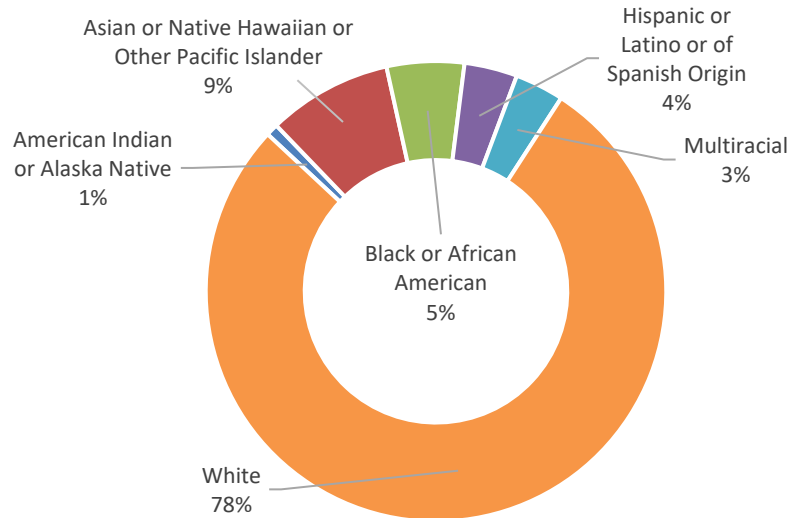


Figure 13G. Number of Students Awarded the NYSSB in the Western Region by Race/Ethnicity (2022-23)



Decorations for the NYSSB celebration at Brentwood HS (Photo courtesy of Brentwood UFSD)

Growth in the Number of Students Awarded the NYSSB by English Language Learner (ELL) Status

The twelve-year statewide average number of ELLs as a percentage of all students enrolled in 12th grade is 4.5%, with a standard deviation of 0.6%. ELLs made up 7.59% of all NYSSB earners in 2022-23. Figure 14 tracks ELLs who were awarded the NYSSB as a percentage of all NYSSB earners by region from 2015-16 through 2022-23. New York City has been a leader in recruiting ELLs to pursue the NYSSB, with a consistent rate of 60% or better of their NYSSB earners being Current or Ever ELLs.

Figure 14. Current and Ever ELLs as a Percentage of all NYSSB Earners by Region (2016-2023)

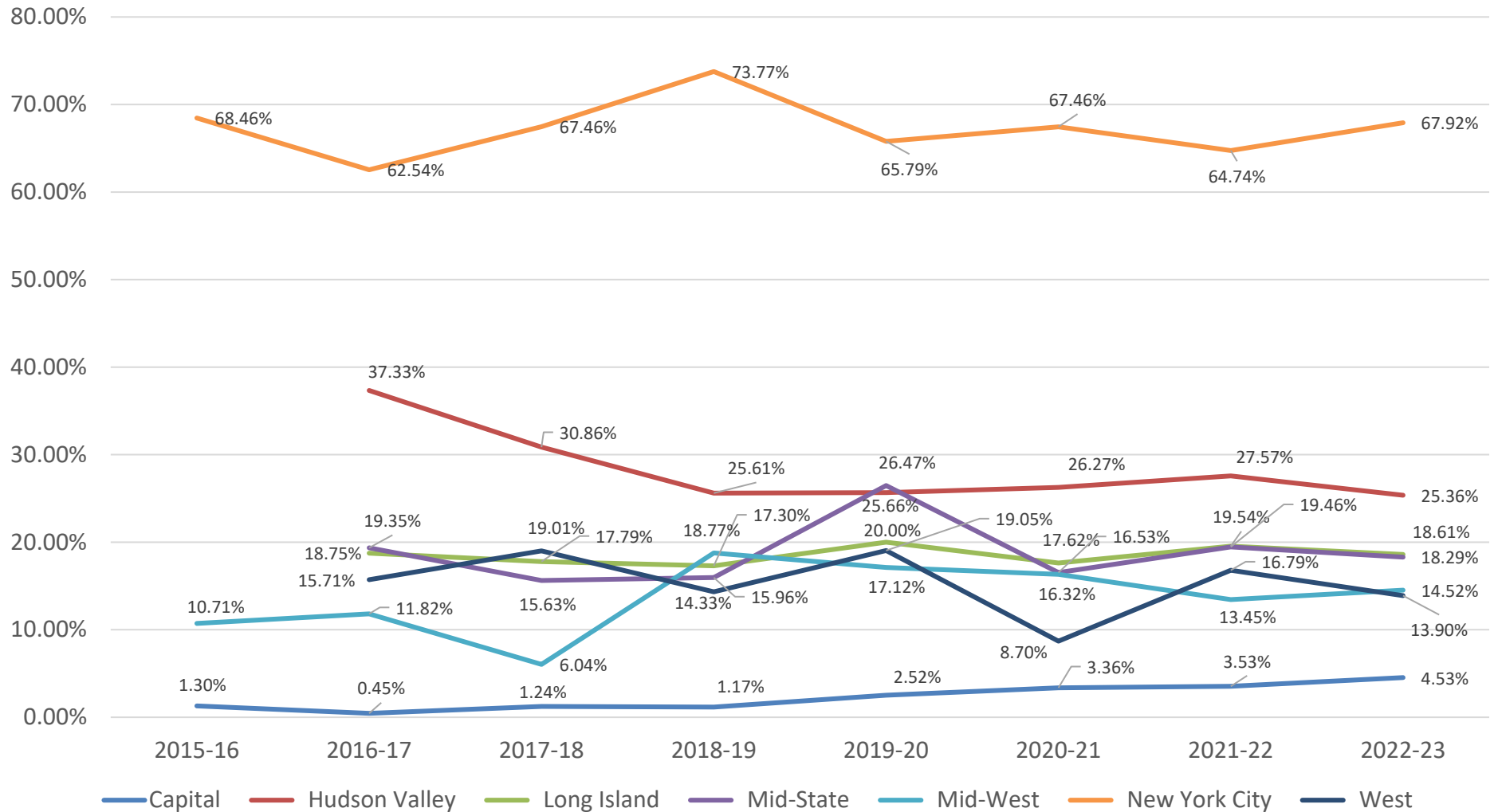


Table 4 breaks down the number of NYSSB earners in each region by ELL status.

Table 4. Number of Students Awarded the NYSSB by ELL Status by Region (2016-2023)

Number of Students Awarded the NYSSB in the Capital Region by ELL Status (2016-2023)			
	Current and Ever ELLs	Never ELLs (Home Language = English)	Never ELLs (Home Language ≠ English)
2015-16	1	76	n/a
2016-17	1	222	n/a
2017-18	3	237	n/a
2018-19	4	338	n/a
2019-20	12	465	n/a
2020-21	22	578	54
2021-22	24	622	33
2022-23	35	76	0

Number of Students Awarded the NYSSB in the Hudson Valley Region by ELL Status (2016-2023)			
	Current and Ever ELLs	Never ELLs (Home Language = English)	Never ELLs (Home Language ≠ English)
2015-16	0	0	n/a
2016-17	56	94	n/a
2017-18	79	177	n/a
2018-19	179	520	n/a
2019-20	223	646	n/a
2020-21	254	520	193
2021-22	367	650	314
2022-23	384	827	303

Number of Students Awarded the NYSSB in the Long Island Region by ELL Status (2016-2023)			
	Current and Ever ELLs	Never ELLs (Home Language = English)	Never ELLs (Home Language ≠ English)
2015-16	0	30	n/a
2016-17	90	390	n/a
2017-18	111	513	n/a
2018-19	232	1,109	n/a
2019-20	298	1,192	n/a
2020-21	315	1,212	261
2021-22	468	1,619	308
2022-23	563	1,945	518

Number of Students Awarded the NYSSB in the Mid-State Region by ELL Status (2016-2023)

	Current and Ever ELLs	Never ELLs (Home Language = English)	Never ELLs (Home Language ≠ English)
2015-16	0	0	n/a
2016-17	6	25	n/a
2017-18	15	81	n/a
2018-19	45	237	n/a
2019-20	90	250	n/a
2020-21	59	278	20
2021-22	94	359	30
2022-23	103	402	58

Number of Students Awarded the NYSSB in the Mid-West Region by ELL Status (2016-2023)

	Current and Ever ELLs	Never ELLs (Home Language = English)	Never ELLs (Home Language ≠ English)
2015-16	3	25	n/a
2016-17	13	97	n/a
2017-18	9	140	n/a
2018-19	58	251	n/a
2019-20	57	276	n/a
2020-21	79	375	30
2021-22	71	424	33
2022-23	99	558	25

Number of Students Awarded the NYSSB in the New York City Region by ELL Status (2016-2023)

	Current and Ever ELLs	Never ELLs (Home Language = English)	Never ELLs (Home Language ≠ English)
2015-16	102	47	n/a
2016-17	182	109	n/a
2017-18	367	177	n/a
2018-19	523	186	n/a
2019-20	475	247	n/a
2020-21	512	105	142
2021-22	760	162	252
2022-23	1,012	216	262

Number of Students Awarded the NYSSB in the Western Region by ELL Status (2016-2023)

	Current and Ever ELLs	Never ELLs (Home Language = English)	Never ELLs (Home Language ≠ English)
2015-16	0	0	n/a
2016-17	11	59	n/a
2017-18	27	115	n/a
2018-19	50	299	n/a
2019-20	72	306	n/a
2020-21	42	425	16
2021-22	88	409	27
2022-23	97	563	38

Figures 15A-G show the number of students who earned the NYSSB by ELL status in each of the seven regions of New York from 2016-2023.

Figure 15A. Number of Students who Earned the NYSSB in the Capital Region by ELL Status (2016-2023)

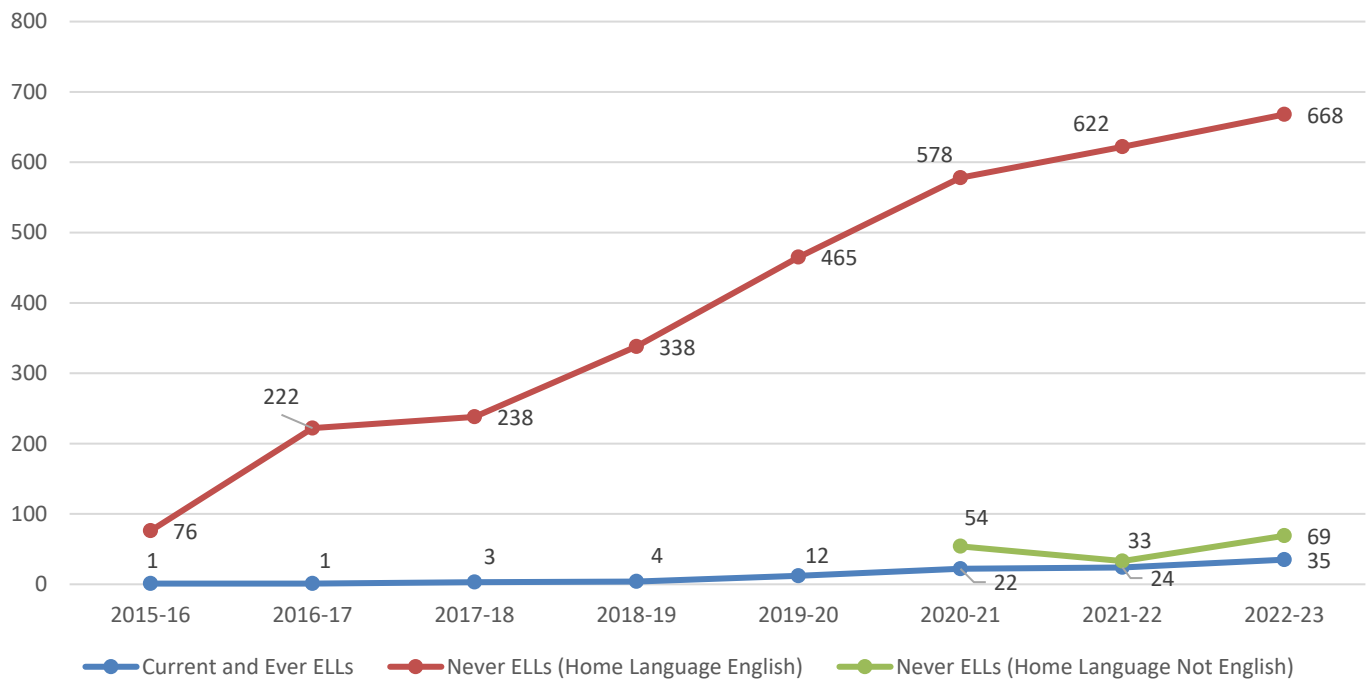


Figure 15B. Number of Students who Earned the NYSSB in the Hudson Valley Region by ELL Status (2016-2023)

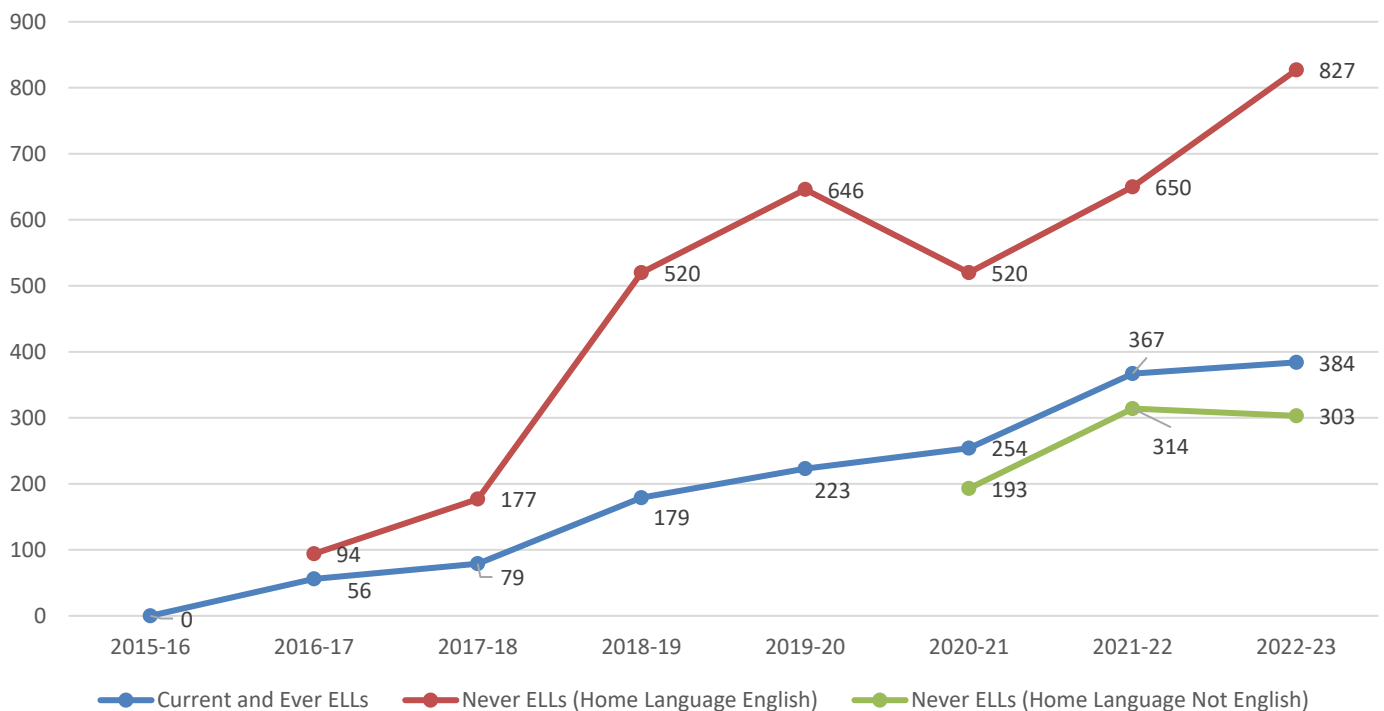


Figure 15C. Number of Students who Earned the NYSSB in the Long Island Region by ELL Status (2016-2023)

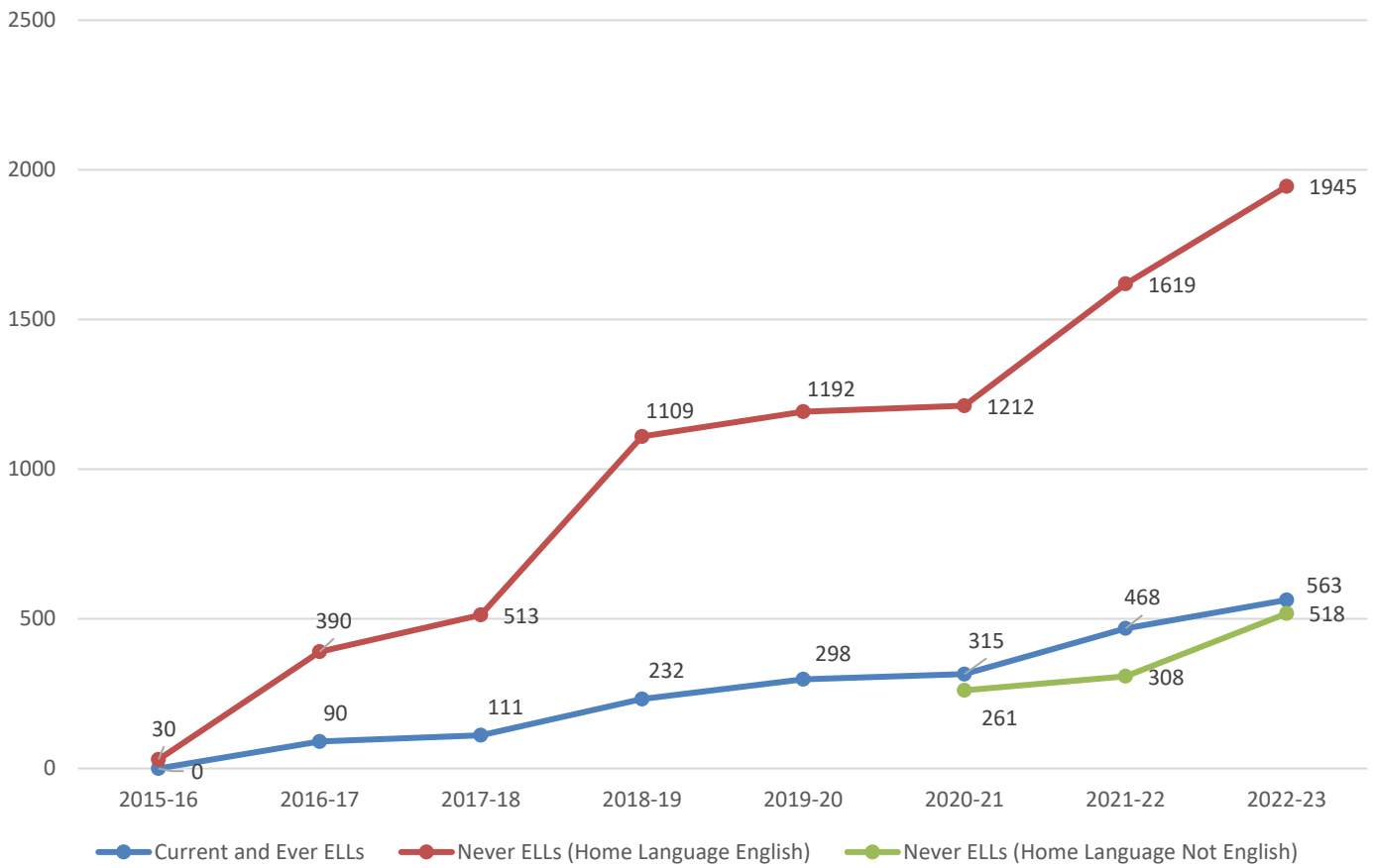


Figure 15D. Number of Students who Earned the NYSSB in the Mid-State Region by ELL Status (2016-2023)

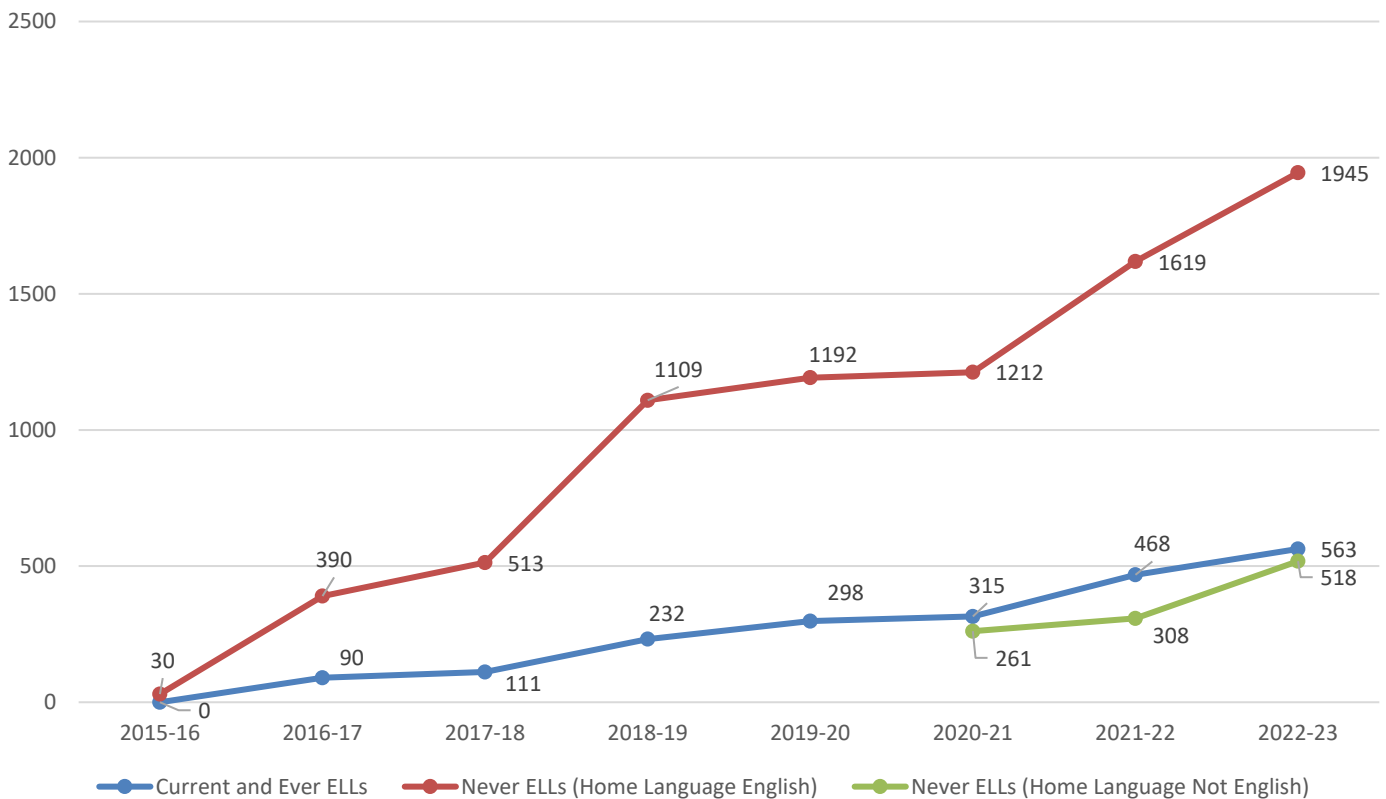


Figure 15E. Number of Students who Earned the NYSSB in the Mid-West Region by ELL Status (2016-2023)

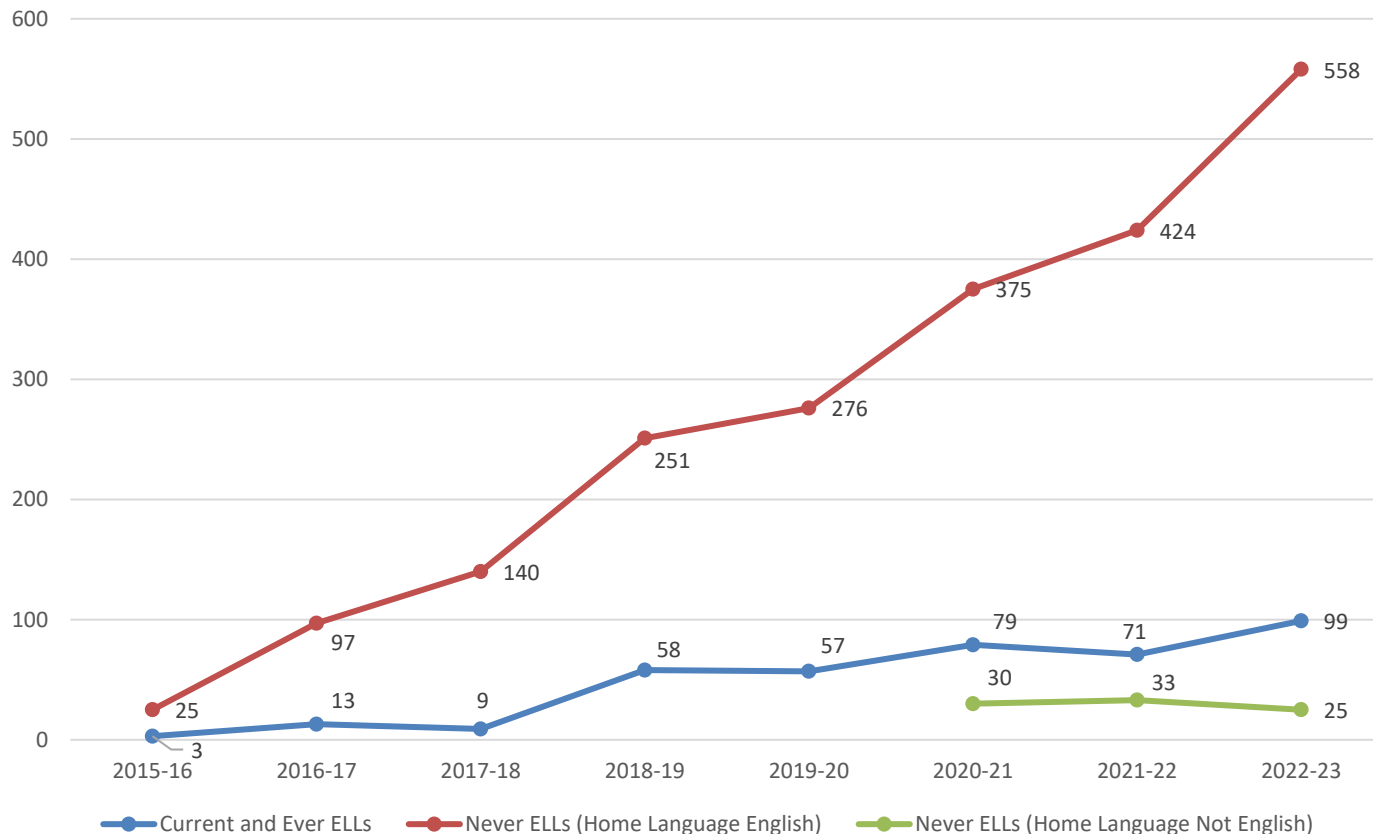


Figure 15F. Number of Students who Earned the NYSSB in the New York City Region by ELL Status (2016-2023)

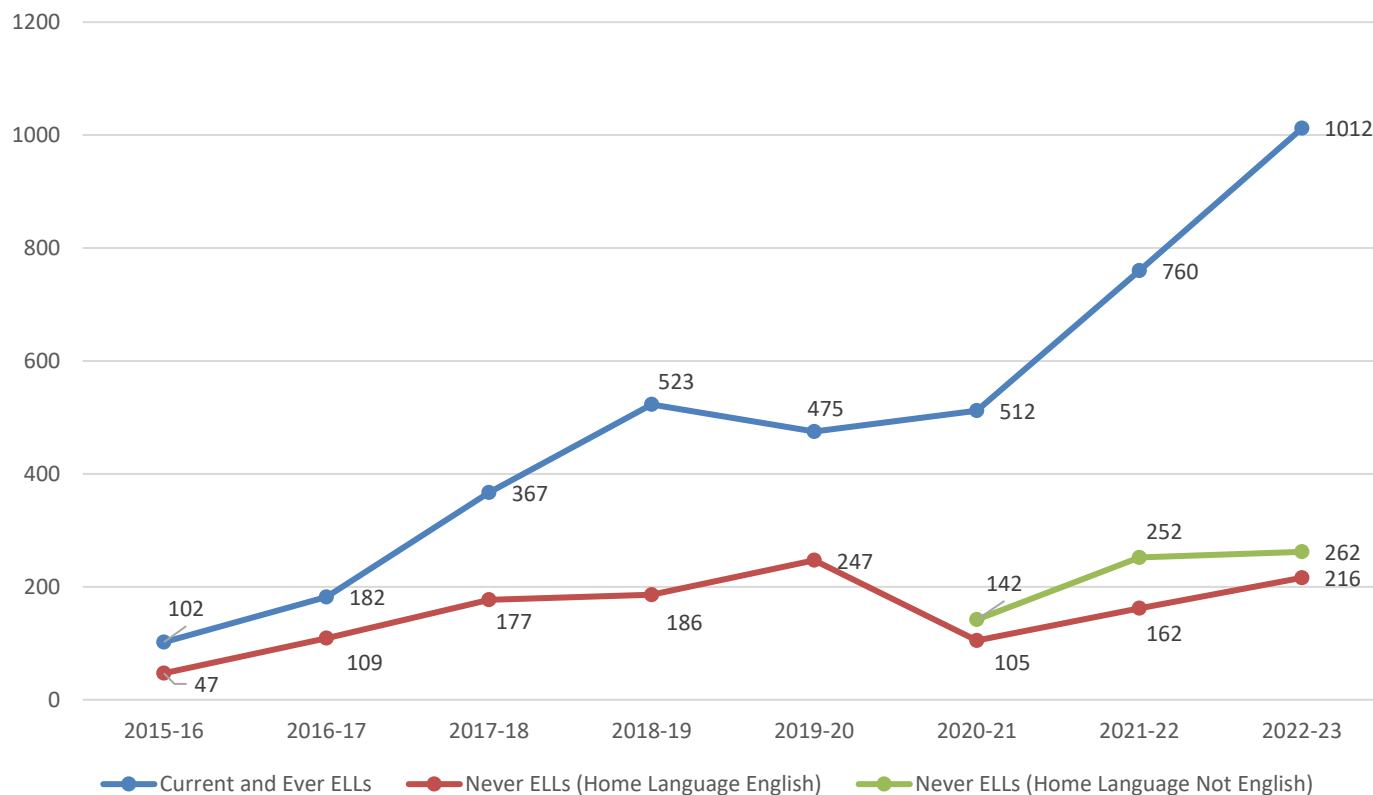
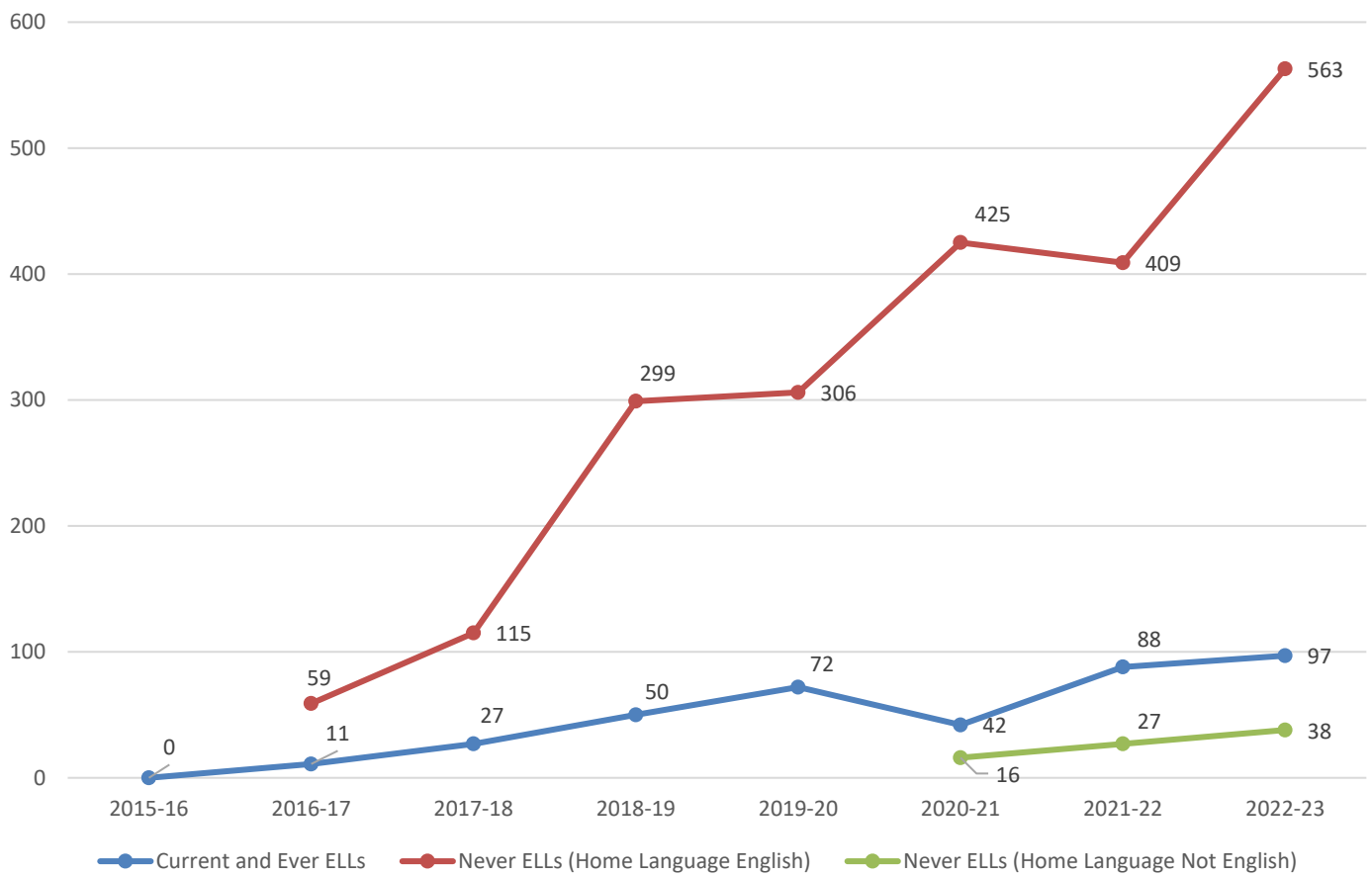


Figure 15G. Number of Students who Earned the NYSSB in the Western Region by ELL Status (2016-2023)



2023 NYSSB graduates from Port Jervis HS
(Photo courtesy of Port Jervis UFSD)

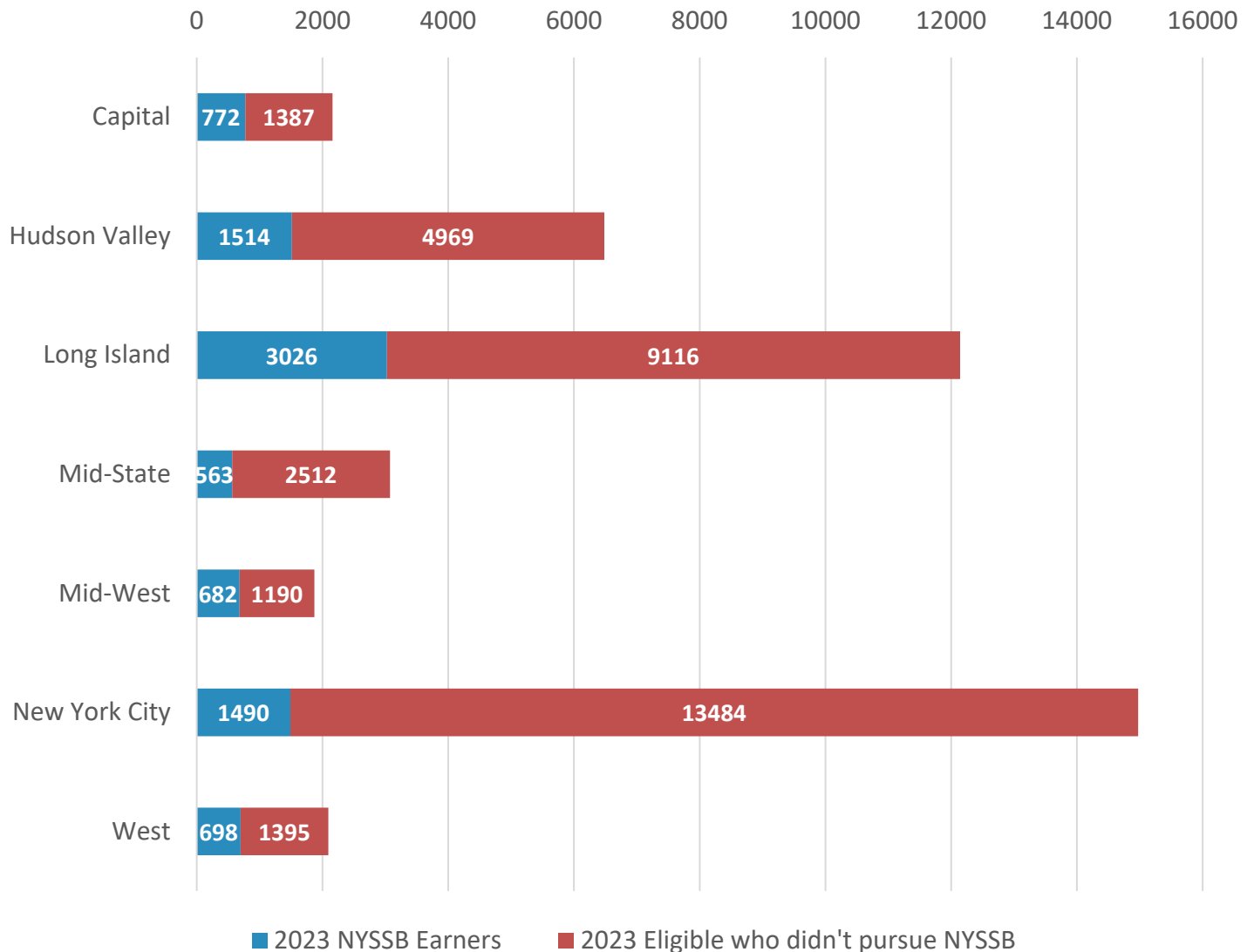
NYSSB Growth Potential within Student Populations

Schools who wish to offer the NYSSB must submit a School Notification Form to NYSED by December 1st of each year. On this form, schools identify and report the number of seniors that fall within the following three language diversity categories:

- Current and Ever ELLs;
- Never ELLs whose home language is English; and
- Never ELLs whose home language is other than English.

Based on this information, combined with the data provided on the End of Year Data form, which reports students who met all of the requirements to earn the NYSSB, the potential for growth within each region and within each school can be determined. Figure 16 shows the total students in each region who earned the NYSSB at participating schools in 2022-23 as compared to those who were eligible, but did not pursue the NYSSB.

Figure 16. Total Eligible Students who Earned the NYSSB vs. Eligible Students Who Did Not Pursue the NYSSB from Participating Schools by Region (2022-23)



Figures 17A-G further break down the total eligible students into those who earned the NYSSB in 2022-23 and those who did not pursue it by ELL status and by region.

Figure 17A. Students Awarded the NYSSB vs. Eligible Students Not Pursuing NYSSB in the Capital Region by ELL Status (2022-23)

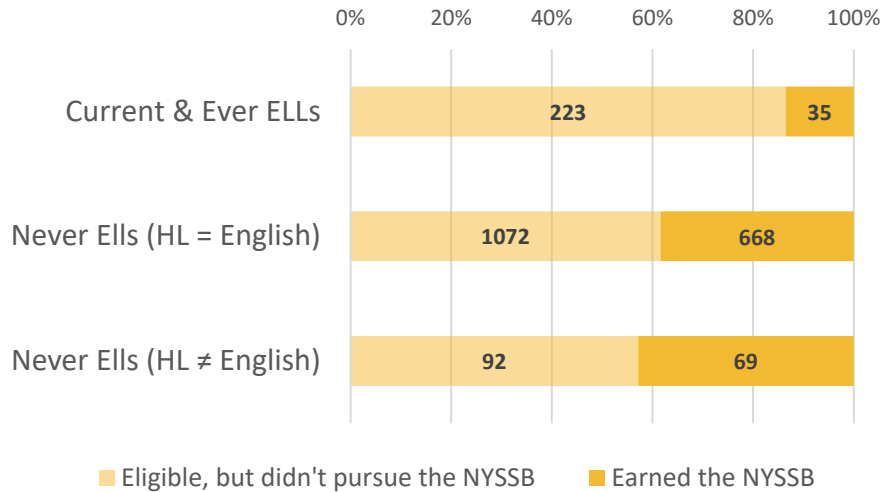


Figure 17B. Students Awarded the NYSSB vs. Eligible Students Not Pursuing NYSSB in the Hudson Valley Region by ELL Status (2022-23)

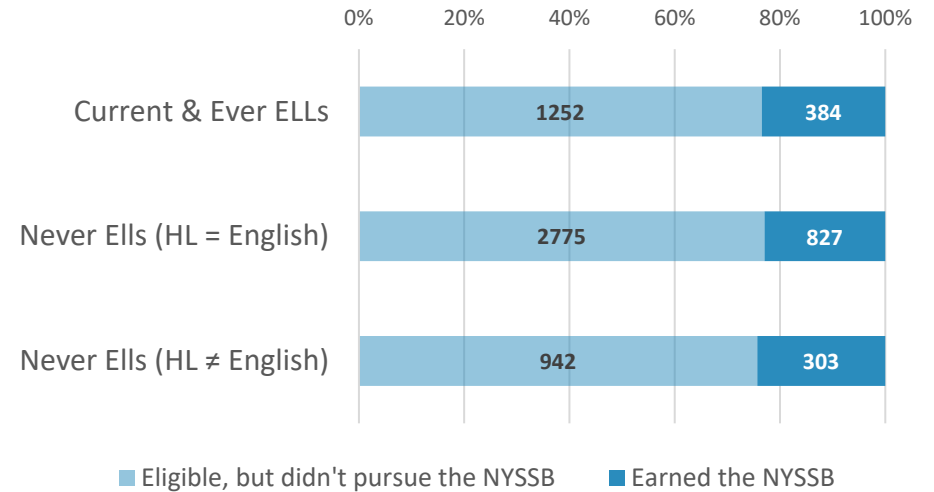


Figure 17C. Students Awarded the NYSSB vs. Eligible Students Not Pursuing NYSSB in the Long Island Region by ELL Status (2022-23)

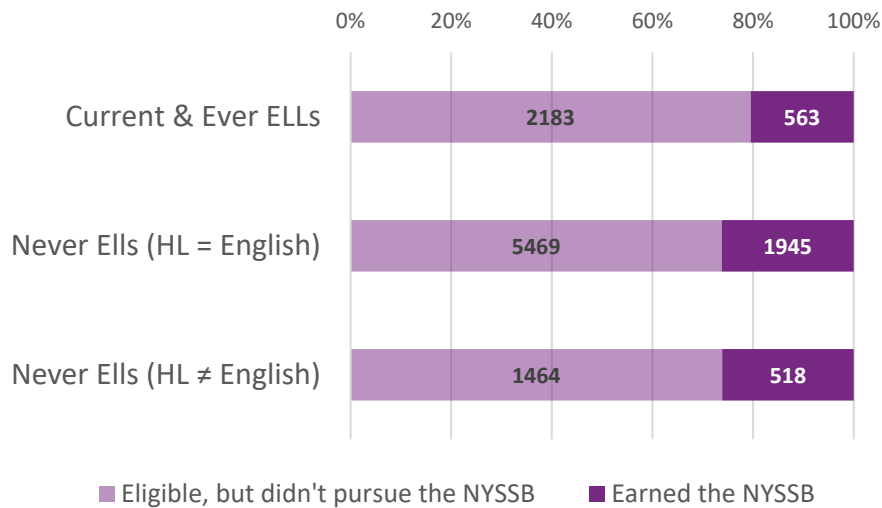


Figure 17D. Students Awarded the NYSSB vs. Eligible Students Not Pursuing NYSSB in the Mid-State Region by ELL Status (2022-23)

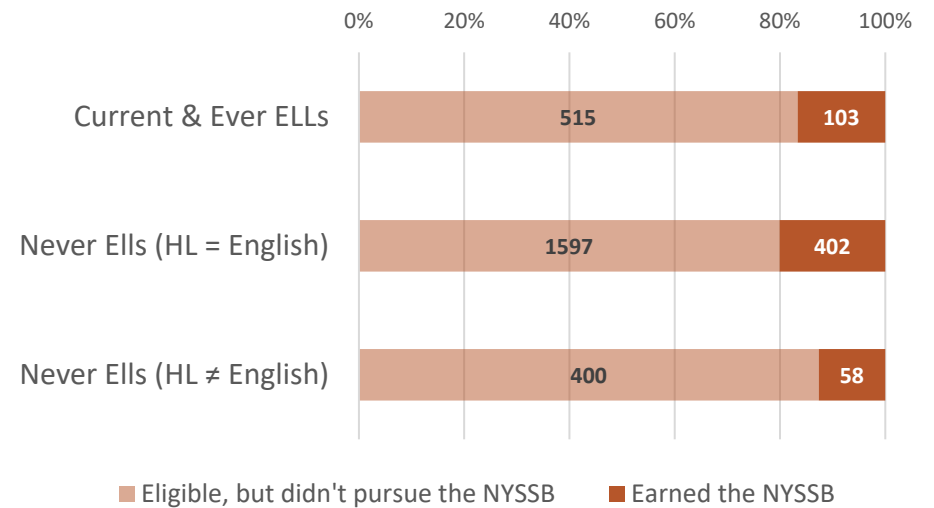


Figure 17E. Students Awarded the NYSSB vs. Eligible Students Not Pursuing NYSSB in the Mid-West Region by ELL Status (2022-23)

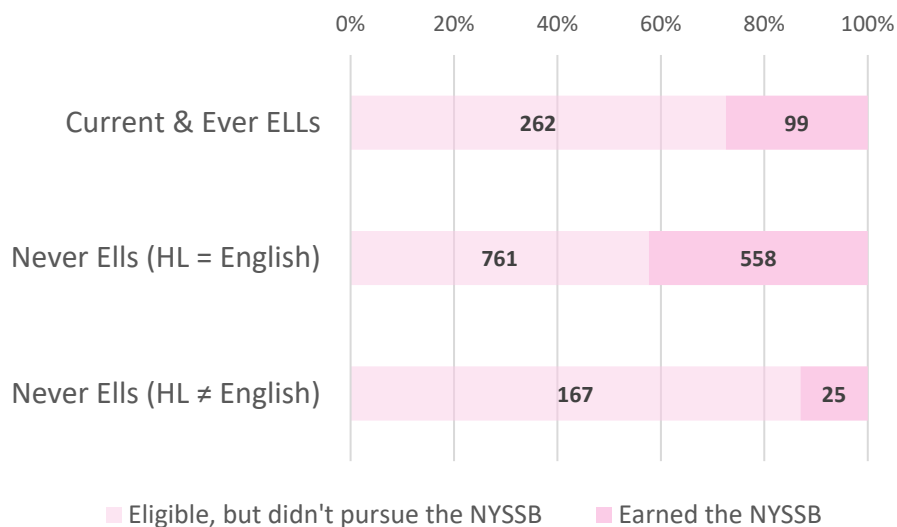


Figure 17F. Students Awarded the NYSSB vs. Eligible Students Not Pursuing NYSSB in the New York City Region by ELL Status (2022-23)

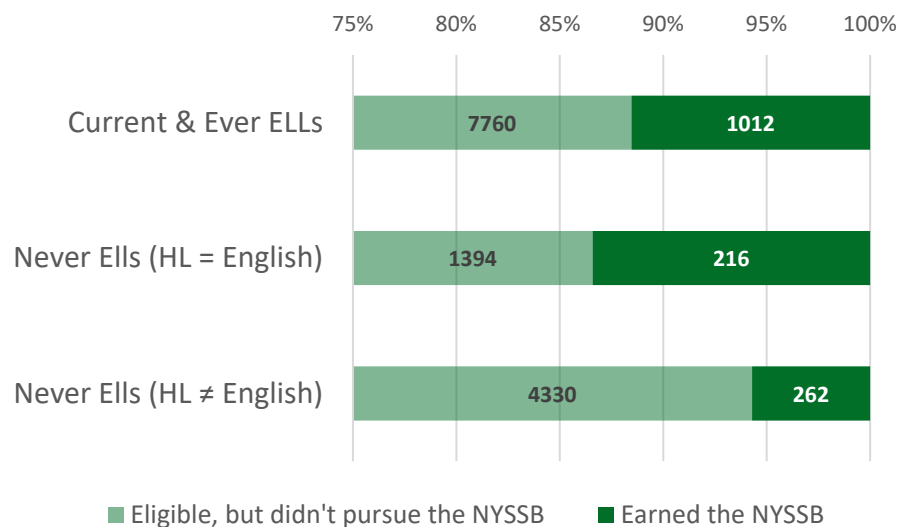
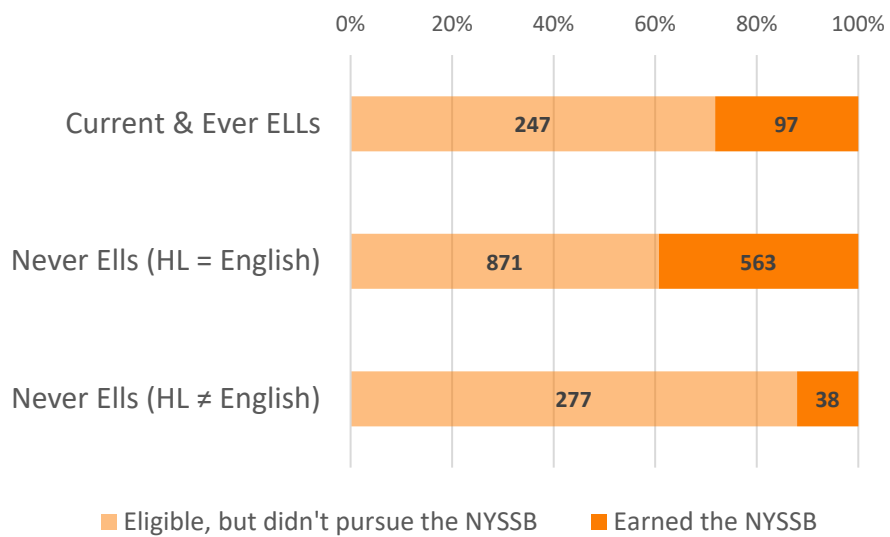


Figure 17G. Students Awarded the NYSSB vs. Eligible Students Not Pursuing NYSSB in the Western Region by ELL Status (2022-23)



2023 NYSSB graduate and valedictorian from James A. Green HS (Photo courtesy of Dolgeville CSD)

World Languages in which Students Were Awarded the NYSSB

Students earned the NYSSB in English and 82 different world languages in 2022-23, a dramatic increase of 20% over the prior year. On the following pages are figures (18A-G through 24A-G) for each region showing the primary (1st), secondary (2nd), tertiary (3rd), and quaternary (4th) world languages other than English in which students in those regions earned the NYSSB in 2022-23.

Capital Region Languages

Figure 18A. Primary Languages in which the NYSSB was Awarded in the Capital Region (2022-23)

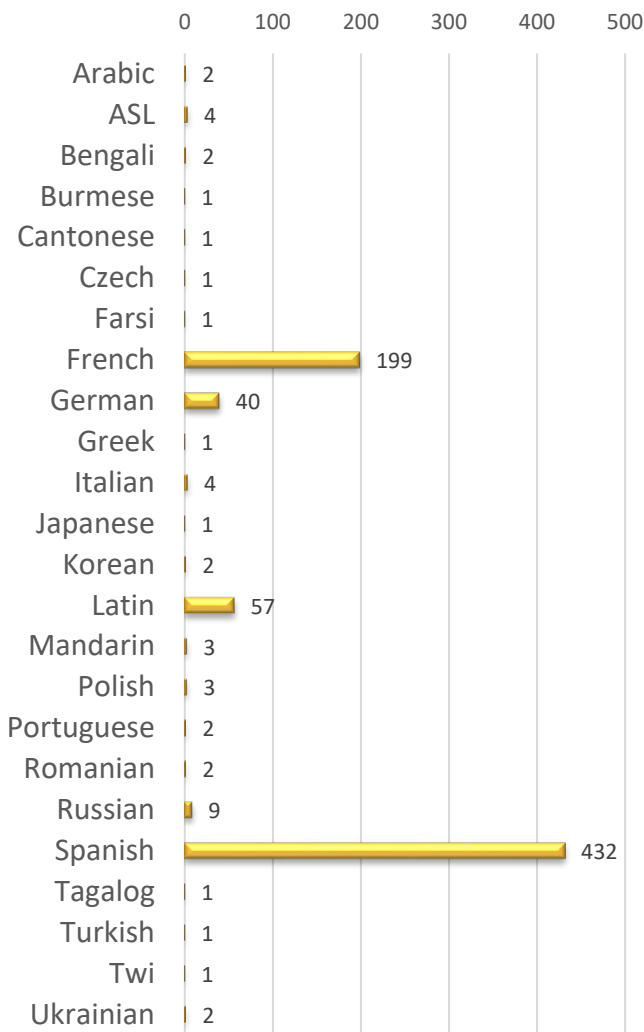


Figure 18B. Secondary Languages in which the NYSSB was Awarded in the Capital Region (2022-23)

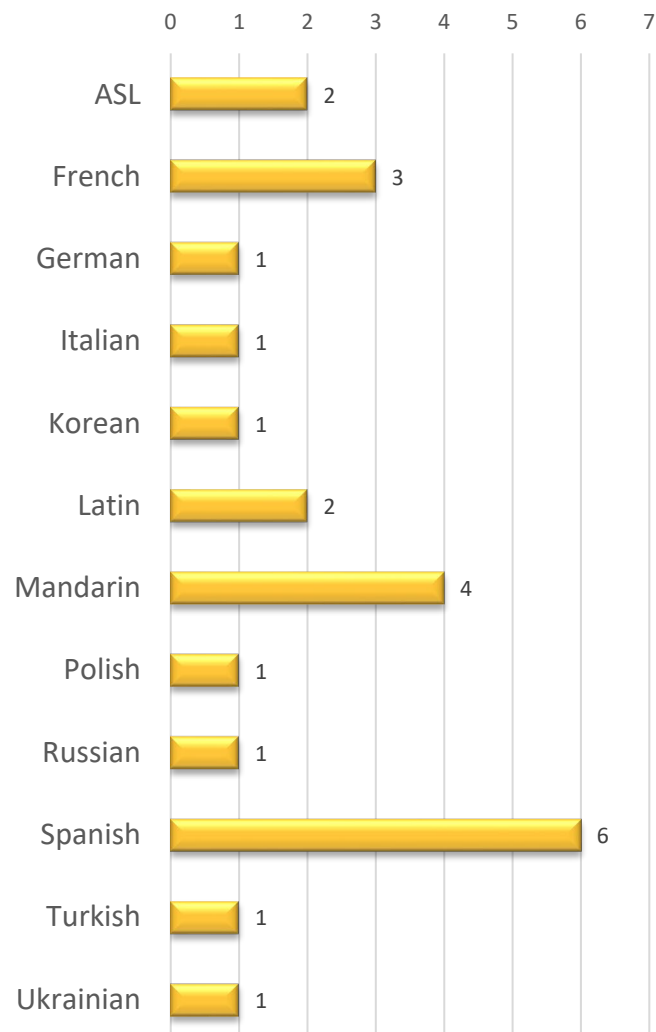


Figure 18C. Tertiary Languages in which the NYSSB was Awarded in the Capital Region (2022-23)

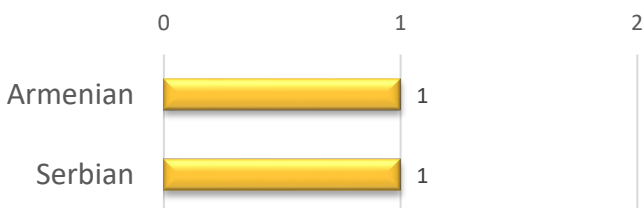
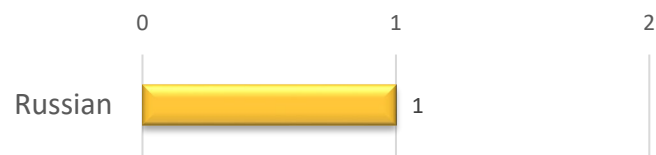


Figure 18D. Quaternary Languages in which the NYSSB was Awarded in the Capital Region (2022-23)



Hudson Valley Region Languages

Figure 19A. Primary Languages in which the NYSSB was Awarded in the Hudson Valley Region (2022-23)

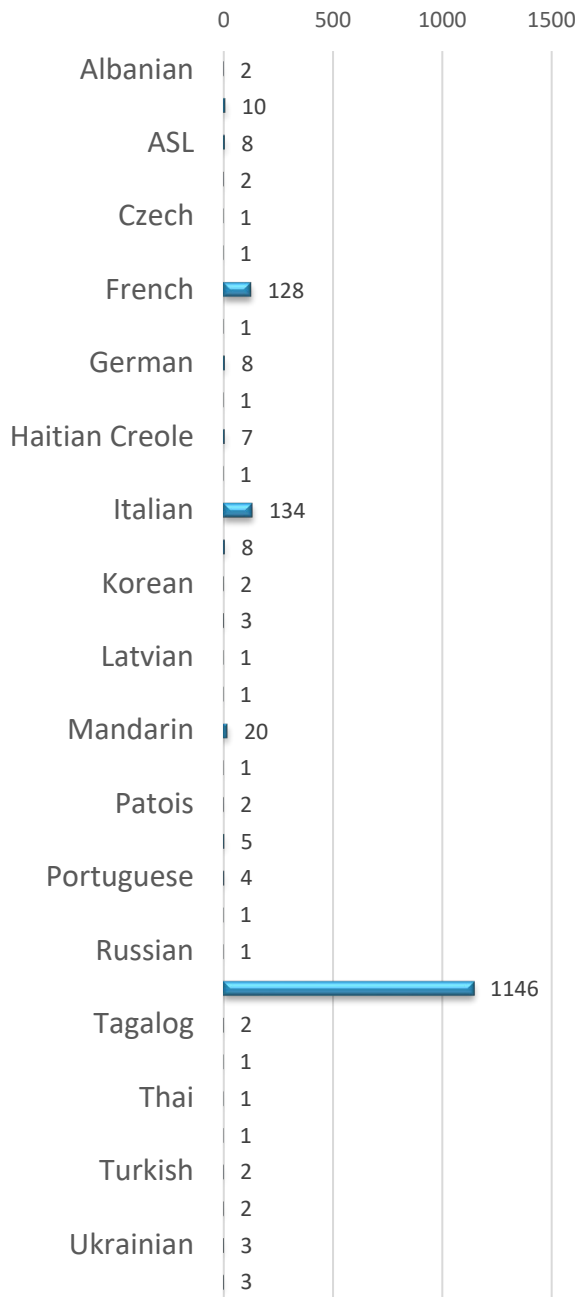


Figure 19B. Secondary Languages in which the NYSSB was Awarded in the Hudson Valley Region (2022-23)

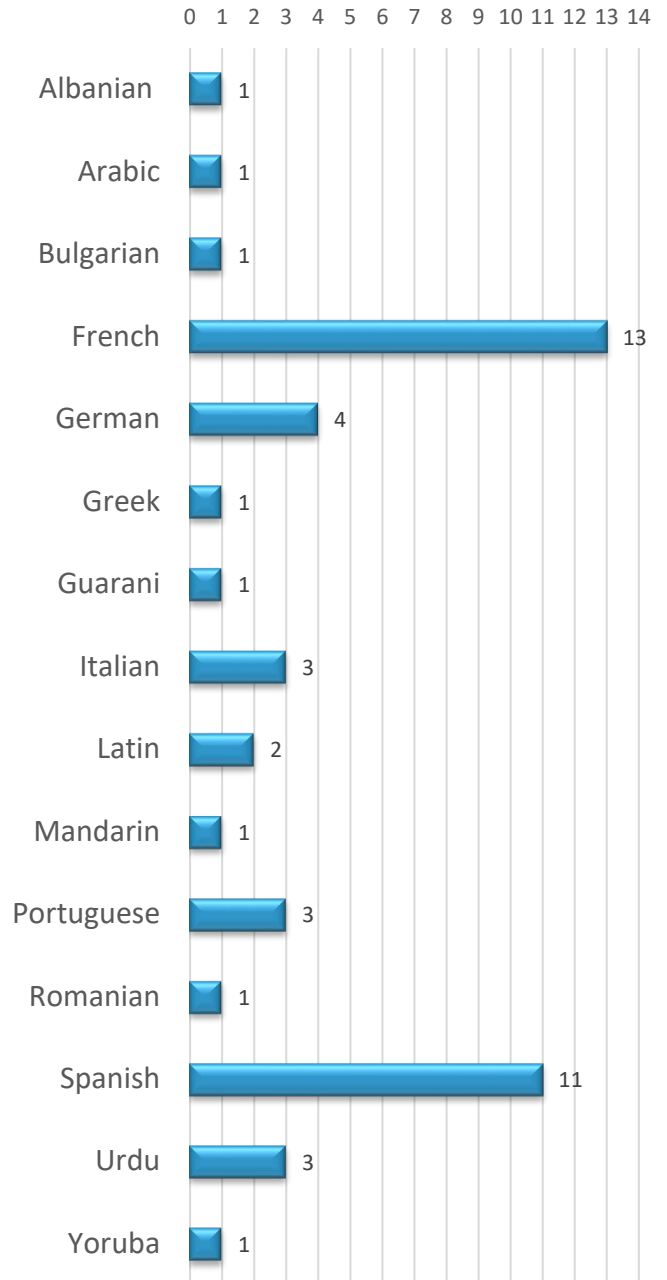



Figure 19C. Tertiary Languages in which the NYSSB was Awarded in the Hudson Valley Region (2022-23)



Long Island Region Languages

Figure 20A. Primary Languages in which the NYSSB was Awarded in the Long Island Region (2022-23)

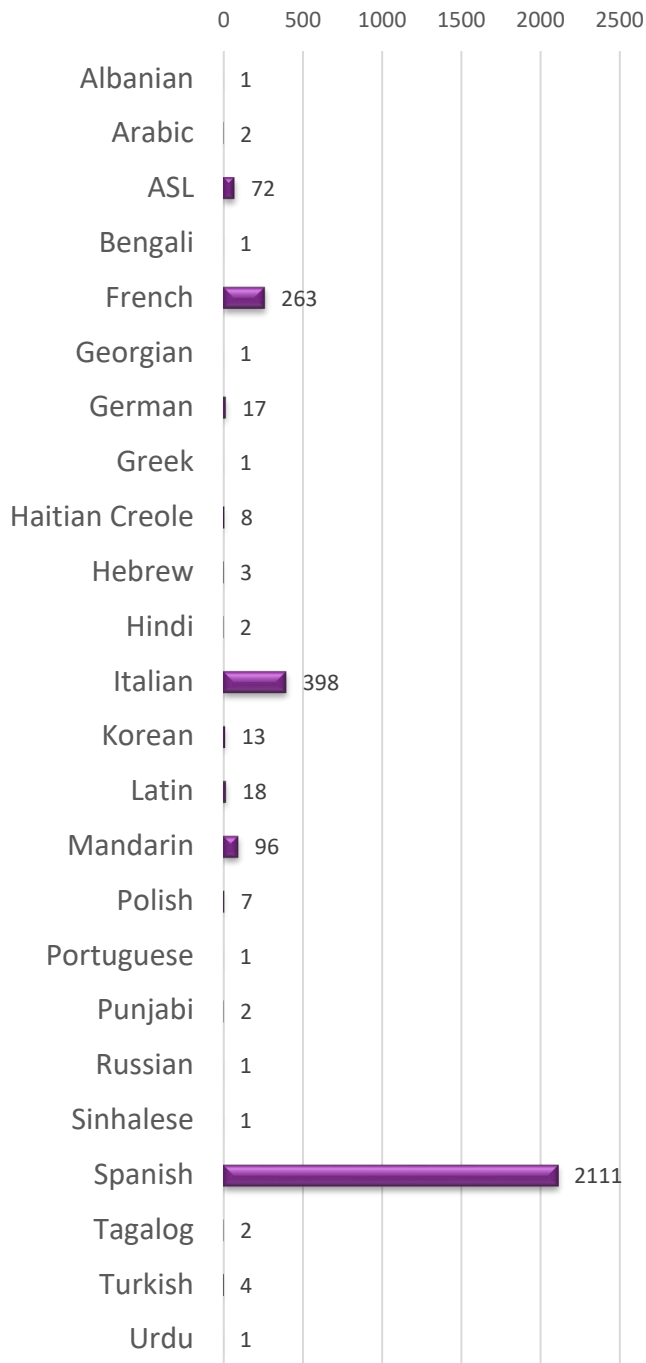


Figure 20B. Secondary Languages in which the NYSSB was Awarded in the Long Island Region (2022-23)

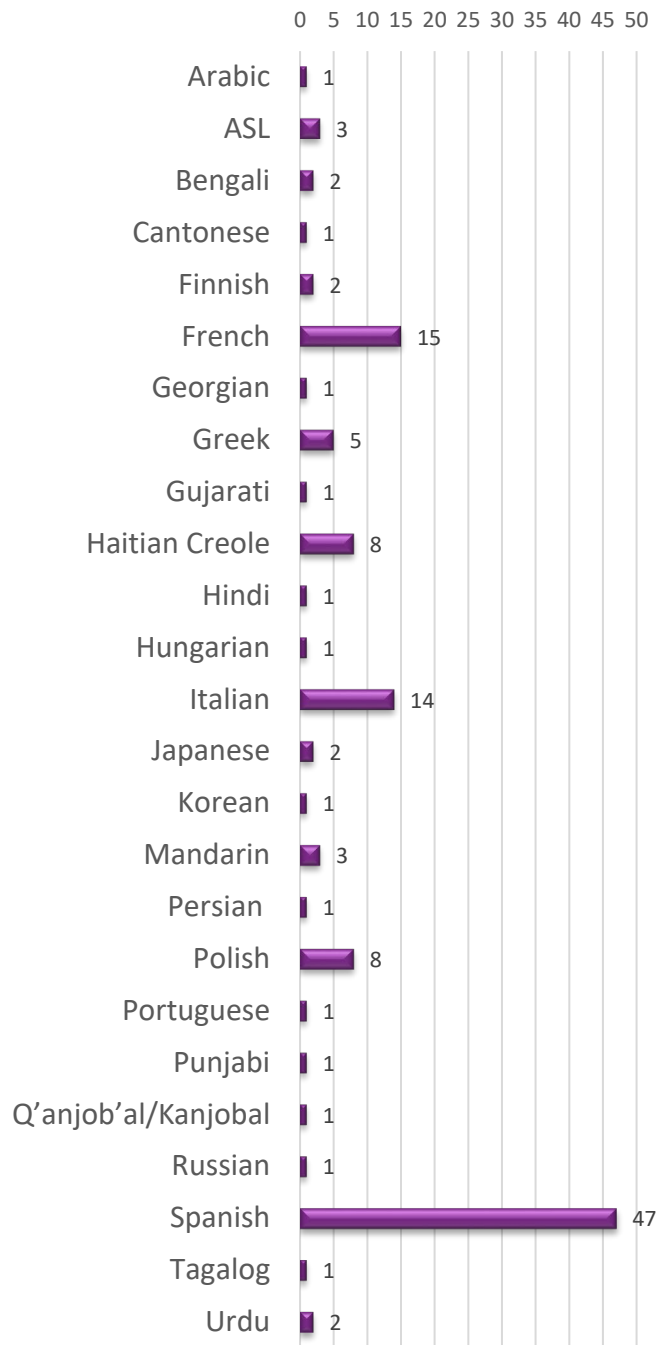
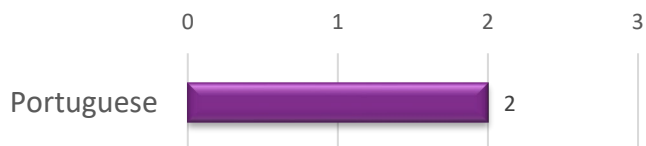


Figure 20C. Tertiary Languages in which the NYSSB was Awarded in the Long Island Region (2022-23)



Mid-State Region Languages

Figure 21A. Primary Languages in which the NYSSB was Awarded in the Mid-State Region (2022-23)

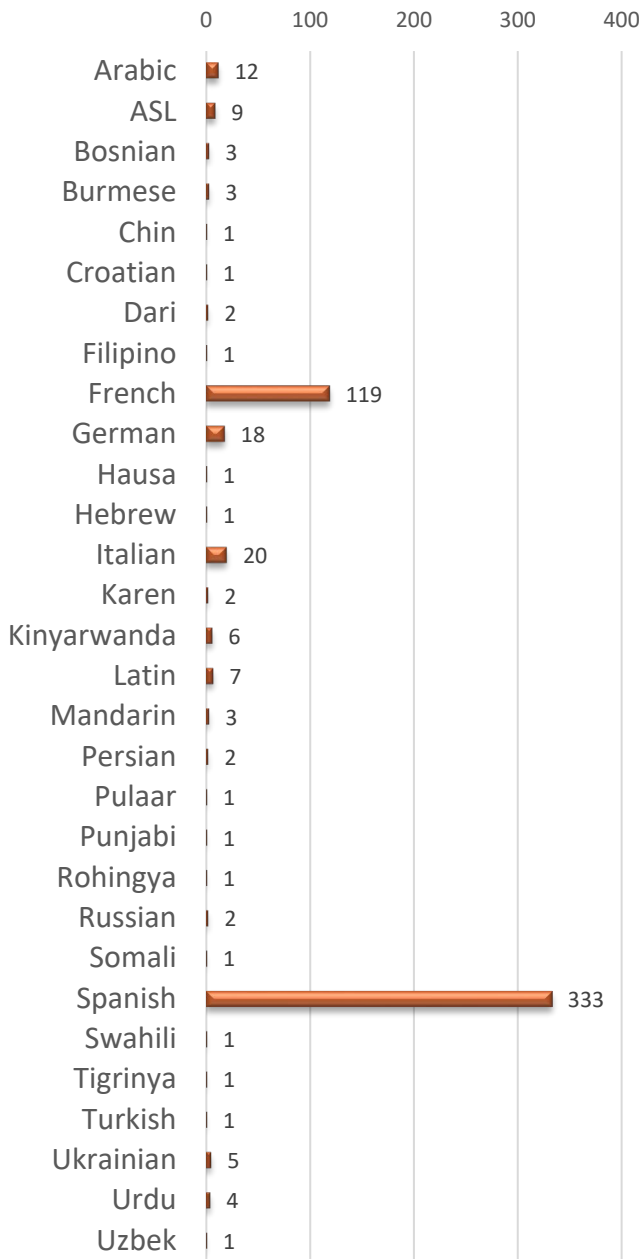


Figure 21B. Secondary Languages in which the NYSSB was Awarded in the Mid-State Region (2022-23)

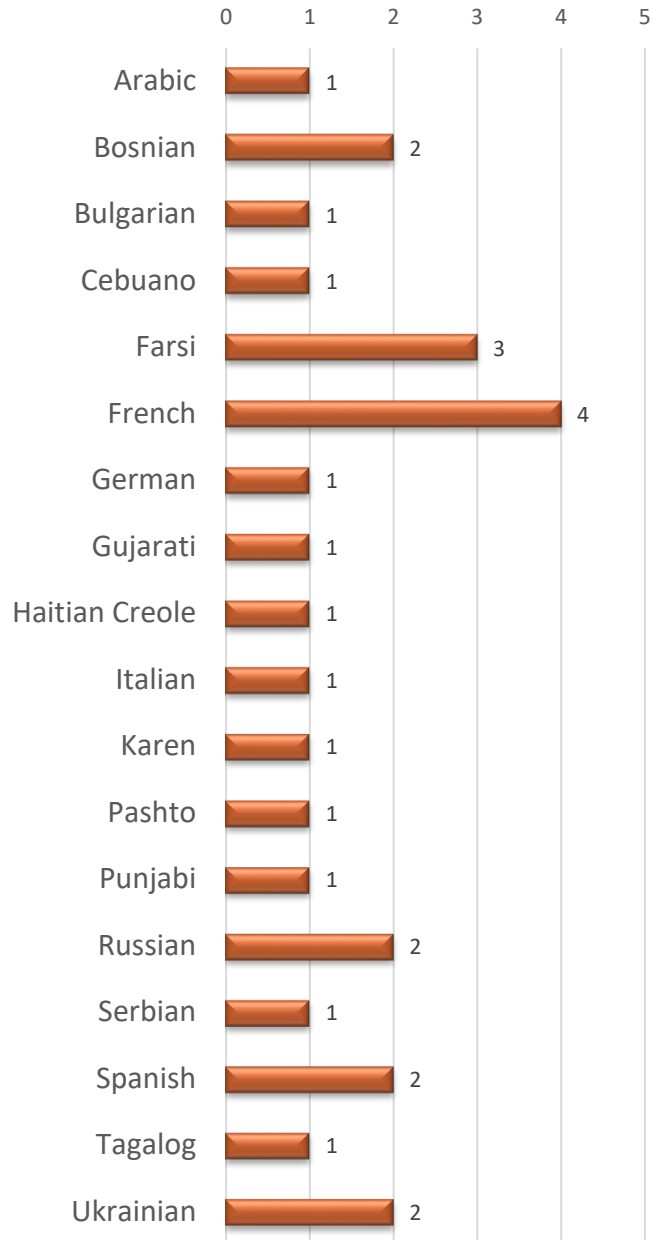
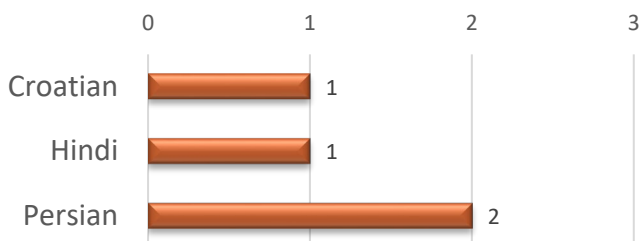


Figure 21C. Tertiary Languages in which the NYSSB was Awarded in the Mid-State Region (2022-23)



Mid-West Region Languages

Figure 22A. Primary Languages in which the NYSSB was Awarded in the Mid-West Region (2022-23)

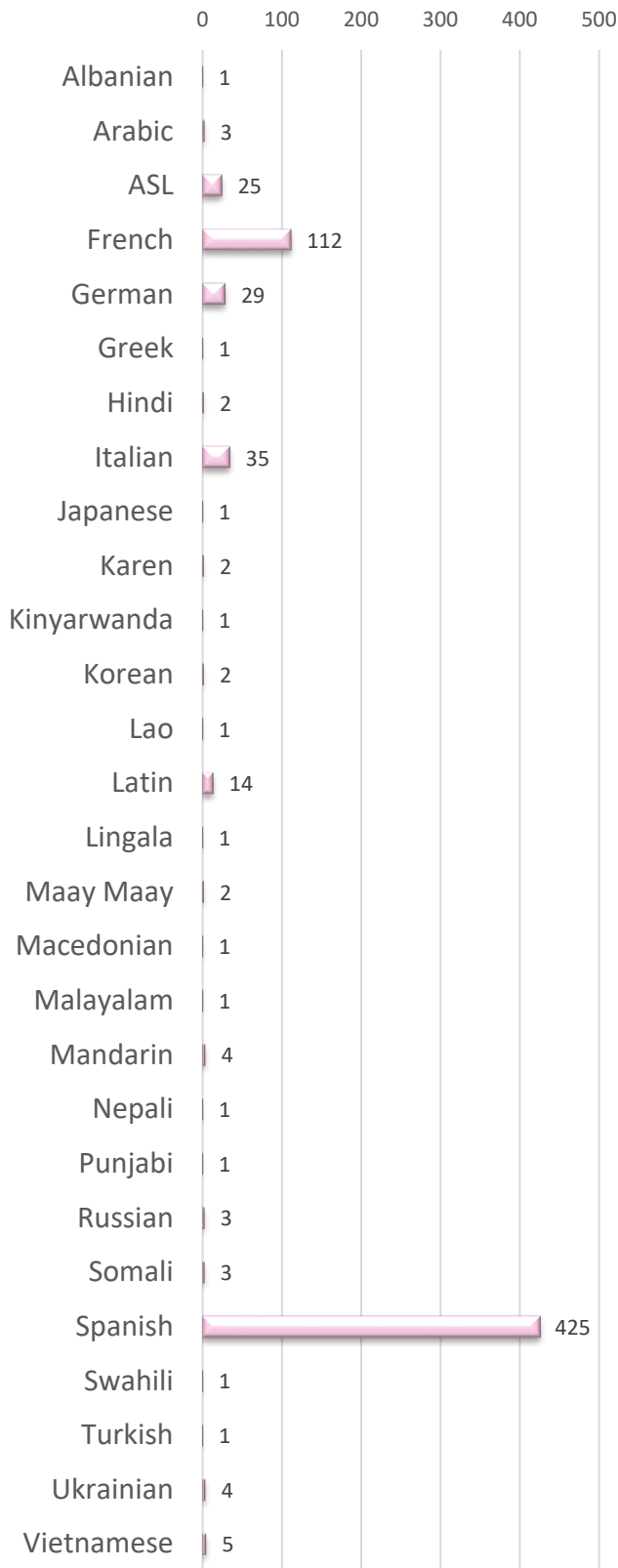



Figure 22B. Secondary Languages in which the NYSSB was Awarded in the Mid-West Region (2022-23)



New York City Region Languages

Figure 23A. Primary Languages in which the NYSSB was Awarded in the New York City Region (2022-23)

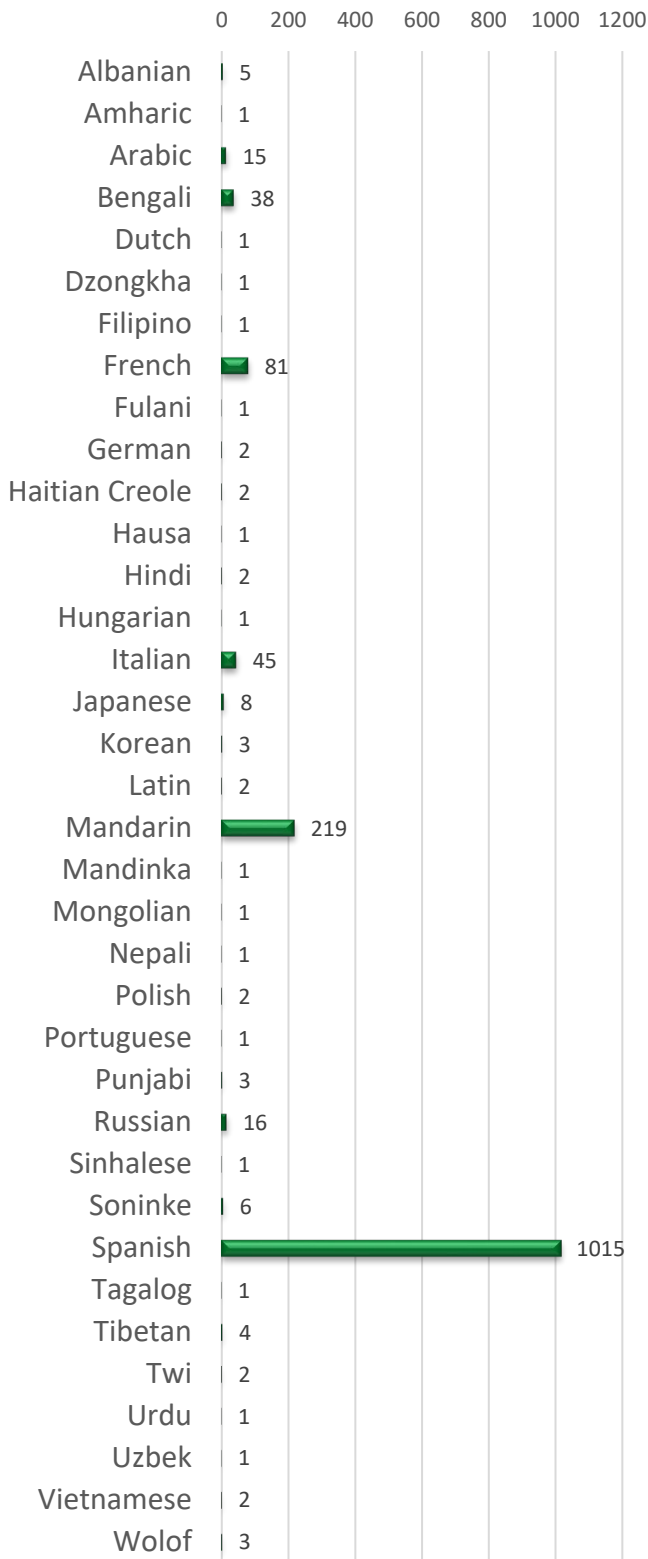


Figure 23B. Secondary Languages in which the NYSSB was Awarded in the New York City Region (2022-23)



Western Region Languages

Figure 24A. Primary Languages in which the NYSSB was Awarded in the Western Region (2022-23)

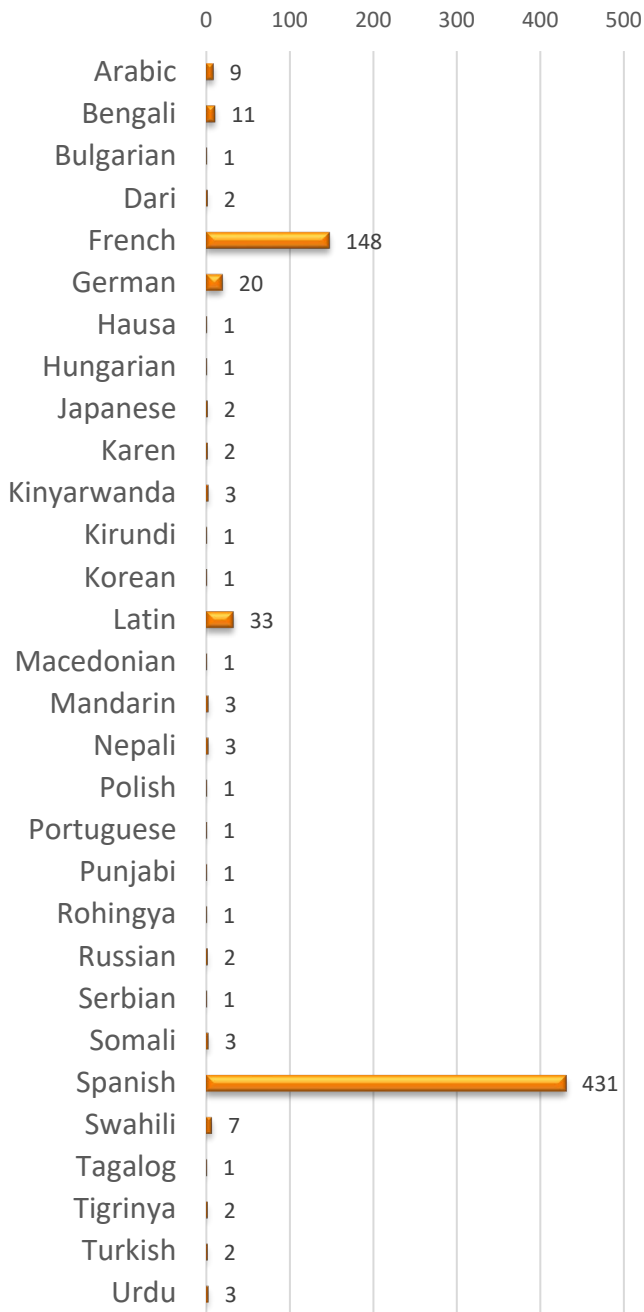


Figure 24B. Secondary Languages in which the NYSSB was Awarded in the Western Region (2022-23)

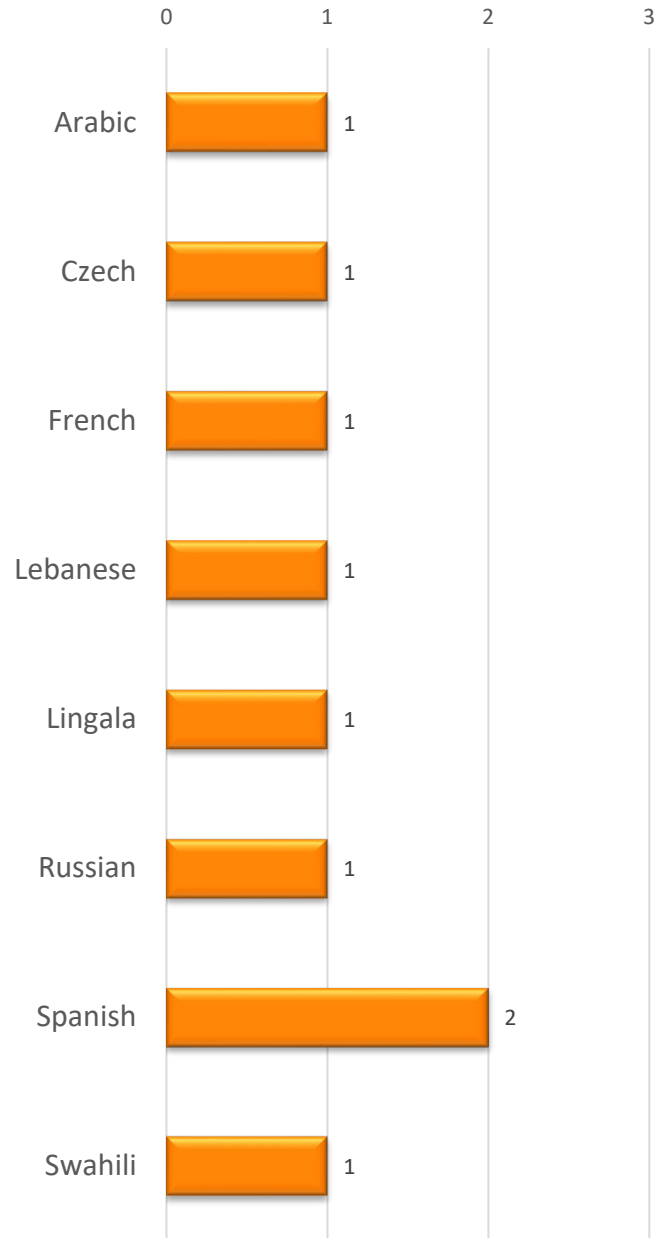
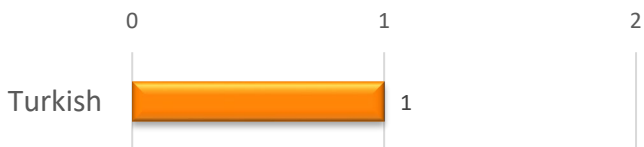
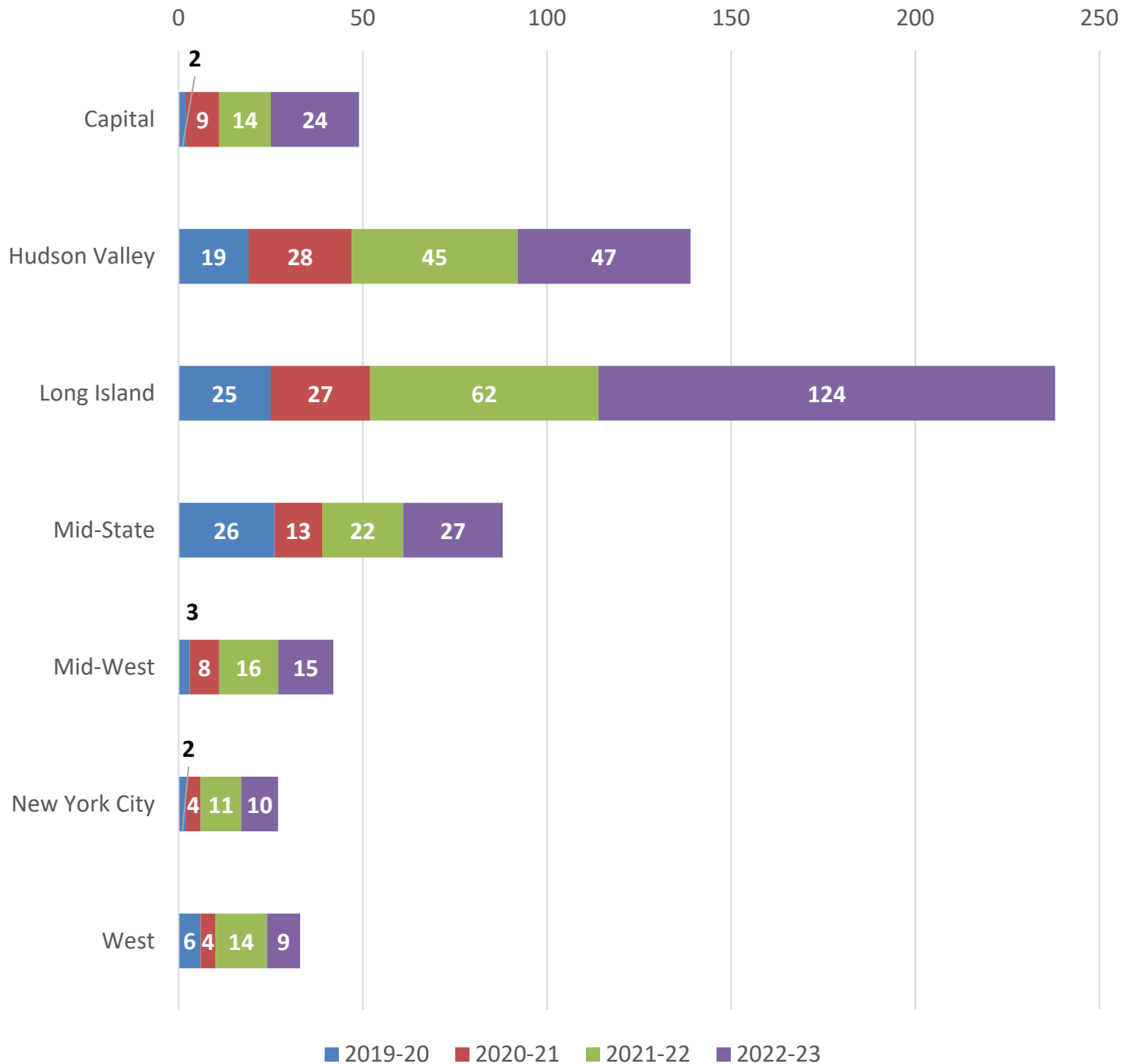


Figure 24C. Tertiary Languages in which the NYSSB was Awarded in the Western Region



To earn the NYSSB, students must demonstrate a high level of proficiency in English and another world language by earning three points in each language according to the criteria established by the NYS Board of Regents. To earn the NYSSB in more than one world language in addition to English, students must earn three points in English and three points in each additional language. In 2022-23, all regions had at least nine students who earned the NYSSB in two world languages in addition to English. Figure 25 shows the number of schools from each region that awarded the NYSSB to students in two world languages in addition to English from 2019-20 to 2022-23.

Figure 25. Number of Schools that Awarded the NYSSB in Two World Languages in Addition to English by Region (2020-2023)



Tables 5A-G show schools by region that had at least one student who earned the NYSSB in English and two world languages in 2022-23.

Table 5A. Schools in the Capital Region with Students who Earned the NYSSB in Two World Languages in Addition to English (2022-23)

Capital Region	
School	Number of Secondary Seals Earned
Bethlehem CSHS	4
Burnt Hills-Ballston Lake SHS	1
Hudson HS	3
Niskayuna HS	4
Oneonta HS	3
Queensbury HS	3
Ravena Coeymans Selkirk HS	1
Saratoga Springs HS	1
Shenendehowa HS	3
Wells HS	1
Total	24

Table 5B. Schools in the Hudson Valley Region with Students who Earned the NYSSB in Two World Languages in Addition to English (2022-23)

Hudson Valley	
School	Number of Secondary Seals Earned
Brewster HS	1
Bronxville HS	1
Carmel HS	3
Clarkstown HS South	1
Harrison HS	8
Hastings HS	3
Hendrick Hudson HS	2
Kingston HS	6
Middletown HS	3
Monroe-Woodbury HS	3
New Rochelle HS	1
Nyack HS	1
Pawling HS	1
Peekskill HS	2
Port Chester HS	1
Roy C. Ketchum HS	1
Rye HS	2
Sleepy Hollow HS	1
Suffern HS	1
Tappan Zee HS	1
Valley CHS	3
White Plains HS	1
Total	47



*2023 NYSSB graduate with the Seal Coordinator from Westbury HS
(Photo courtesy of Westbury UFSD)*

Table 5C. Schools in the Long Island Region with Students who Earned the NYSSB in Two World Languages in Addition to English (2022-23)

Long Island	
School	Number of Secondary Seals Earned
Brentwood HS	9
Carle Place Middle SHS	1
Commack HS	5
Comsewogue HS	2
Connetquot HS	9
Deer Park HS	7
Division Ave HS	6
Eastport-South Manor JSHS	1
Freeport HS	3
G.W. Hewlett HS	4
Hampton Bays HS	1
Harborfields HS	3
Hauppauge HS	1
Herricks HS	5
Huntington HS	2
Islip HS	1
Kings Park HS	1
Lindenhurst HS	7
Locust Valley HS	2
Longwood HS	7
Massapequa HS	6
North Shore HS	8
Patchogue-Medford HS	1
Plainview-Old Bethpage/JFK HS	2
Riverhead HS	1
Roslyn HS	3
Sayville HS	1
Seaford HS	1
Southampton HS	2
Southold JSHS	1
Syosset HS	2
The Wheatley School	5
Uniondale HS	4
Valley Stream Central HS	2
Valley Stream North HS	3
Valley Stream South HS	2
Walt Whitman HS	1
Walter G. O'Connell Copiague HS	1
William Floyd HS	1
Total	124

Table 5D. Schools in the Mid-State Region with Students who Earned the NYSSB in Two World Languages in Addition to English (2022-23)

Mid-State	
School	Number of Secondary Seals Earned
Auburn HS	2
Cicero-North Syracuse HS	3
Ithaca SHS	2
Jamesville-DeWitt HS	2
Johnson City HS	1
Liverpool HS	9
Onondaga SHS	1
South Jefferson HS	1
Thomas R. Proctor HS	1
Vernon-Verona-Sherrill SHS	1
West Genesee HS	2
Whitesboro HS	2
Total	27

Table 5E. Schools in the Mid-West Region with Students who Earned the NYSSB in Two World Languages in Addition to English (2022-23)

Mid-West	
School	Number of Secondary Seals Earned
Brockport HS	3
Churchville-Chili HS	1
Fairport SHS	4
Olympia HS	1
Spencerport HS	1
Thomas HS	2
Victor SHS	1
Wayne SHS	1
Webster-Schroeder HS	1
Total	15

Table 5F. Schools in the New York City Region with Students who Earned the NYSSB in Two World Languages in Addition to English (2022-23)

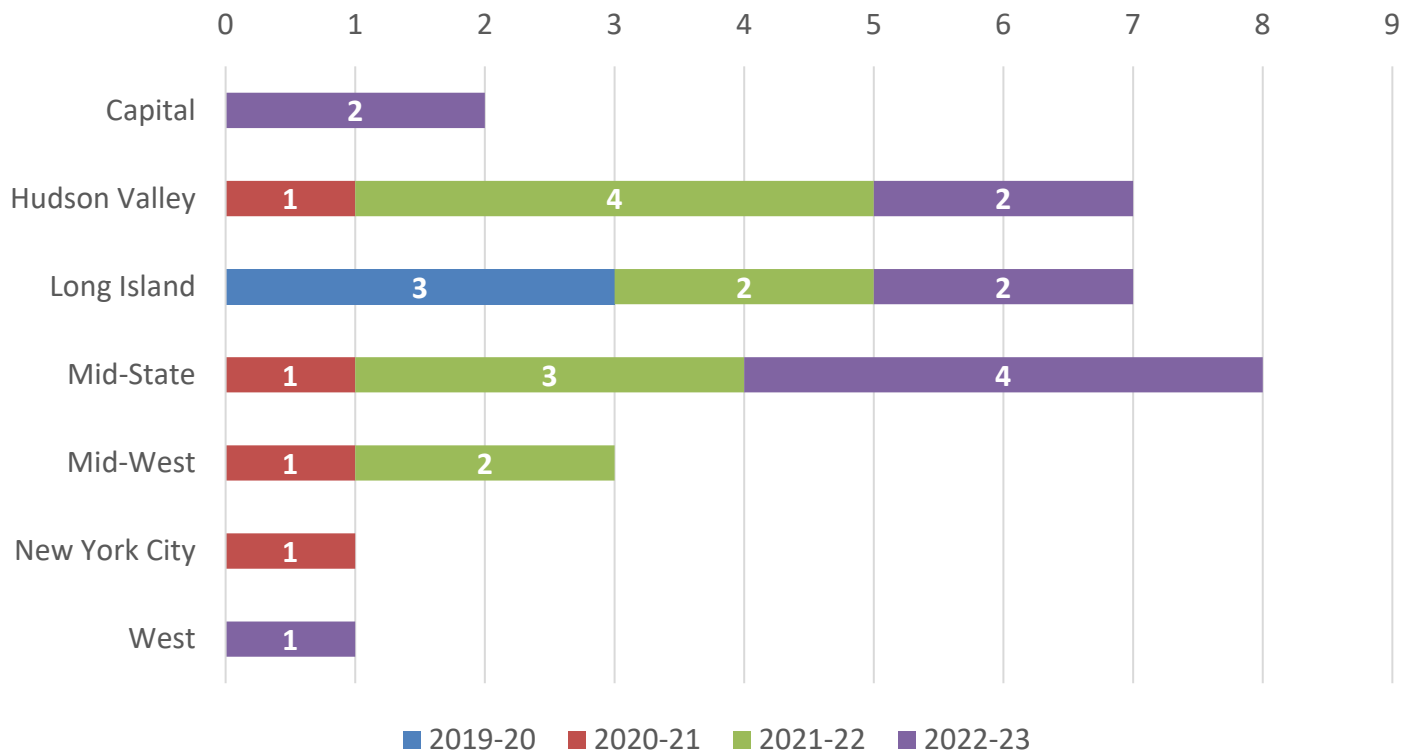
New York City	
School	Number of Secondary Seals Earned
Mott Hall Bronx HS	2
Preston HS	5
Susan E. Wagner HS	3
Total	10

Table 5G. Schools in the Western Region with Students who Earned the NYSSB in Two World Languages in Addition to English (2022-23)

Western	
School	Number of Secondary Seals Earned
Amherst HS	1
Cheektowaga HS	1
Lancaster HS	1
Maple Grove JSHS	1
Niagara Wheatfield HS	2
Orchard Park HS	2
Starpoint HS	1
Total	14

Figure 26 shows the number of schools from each region that awarded the NYSSB to students in three world languages in addition to English from 2019-20 to 2022-23.

Figure 26. Number of Schools that Awarded the NYSSB in Three World Languages in Addition to English by Region (2020-2023)



In 2022-23, five regions (Capital, Hudson Valley, Long Island, Mid-State, and Western NY) had students who earned the NYSSB in three world languages in addition to English, as shown in tables 6A-E.

Table 6A. Schools in the Capital Region with Students who Earned the NYSSB in Three World Languages in Addition to English (2022-23)

Capital Region	
School	Number of Tertiary Seals Earned
Bethlehem CSHS	2
Total	2

Table 6B. Schools in the Hudson Valley Region with Students who Earned the NYSSB in Three World Languages in Addition to English (2022-23)

Hudson Valley	
School	Number of Tertiary Seals Earned
Carmel HS	1
Rye HS	1
Total	2

Table 6C. Schools in the Long Island Region with Students who Earned the NYSSB in Three World Languages in Addition to English (2022-23)

Long Island	
School	Number of Tertiary Seals Earned
Carle Place Middle SHS	1
The Wheatley School	1
Total	2

Table 6D. Schools in the Mid-State Region with Students who Earned the NYSSB in Three World Languages in Addition to English (2022-23)

Mid-State	
School	Number of Tertiary Seals Earned
Cicero-N. Syracuse HS	1
Liverpool HS	3
Total	4

Table 6E. Schools in the Western NY Region with Students who Earned the NYSSB in Three World Languages in Addition to English (2022-23)

Western	
School	Number of Tertiary Seals Earned
Niagara Wheatfield HS	1
Total	1




*2023 NYSSB graduate from Esperanza Preparatory Academy
(Photo courtesy of NYCPS)*

In 2022-23, one student, the second in New York history, earned the NYSSB in four languages in addition to English.

Table 7. Students who Earned the NYSSB in Four World Languages in Addition to English (2022-23)

Capital Region	
School	Number of Quaternary Seals Earned
Bethlehem CSHS	2
Total	2



2023 NYSSB graduate from Bethlehem HS who earned the NYSSB in English and four additional world languages (Photo courtesy of Bethlehem CSD)

Resources

[ACTFL Proficiency Guidelines 2024](#)

[American Council on the Teaching of Foreign Languages \(ACTFL\)](#)

[Heritage Learners](#)

[Language and Careers](#)

[National Guidelines for Implementing the Seal of Biliteracy](#)

[National Seal of Biliteracy Report for the 2018-19 Academic Year](#)

[National Seal of Biliteracy website](#)

[New York State Education Data website](#)

[New York State Education Department website](#)

[NYSSB Annual Reports](#)

[NYSSB Guidance Toolkit](#)

[NYSSB Handbook](#)

NYSSB One-Page Briefs for Stakeholders

- [Culminating Project Advisors](#)
- [Counselors and Administrators](#)
- [Panel of Reviewers](#)
- [Families](#)
- [Students](#)
- [Teachers](#)
- [One-Page Summaries for Students and Families in multiple languages](#)

NYSSB Regional Infographics

- [Capital Region - Infographic Summary \(2022-23\)](#)
- [Hudson Valley Region - Infographic Summary \(2022-23\)](#)
- [Long Island Region - Infographic Summary \(2022-23\)](#)
- [Mid-State Region - Infographic Summary \(2022-23\)](#)
- [Mid-West Region - Infographic Summary \(2022-23\)](#)
- [New York City Region - Infographic Summary \(2022-23\)](#)
- [Western Region - Infographic Summary \(2022-23\)](#)

[NYSSB Website](#)

[Professional Learning for the NYSSB](#)

[The Benefits of Learning Languages](#)

Appendices

Appendix A: Criteria to Earn the New York State Seal of Biliteracy

- A. Students wishing to receive the NYSSB must complete all requirements for graduating with a NYS Regents diploma*;
 B. In addition to the above minimum requirement, students wishing to receive the NYSSB must earn three (3) points from the English criteria and three (3) points from the World Language criteria.

CRITERIA FOR DEMONSTRATING PROFICIENCY IN ENGLISH	POINT VALUE	CRITERIA FOR DEMONSTRATING PROFICIENCY IN A WORLD LANGUAGE	POINT VALUE
1A. Score 80 or higher on the NYS Regents Examination in English Language Arts** or English Language Learners (ELLs) score 75 or above on two Regents exams other than English**, without translation.	1	2A. Complete a Checkpoint C level World Language course, with a grade of 85 or higher, or a comparable score using another scoring system set by the district and approved by the Commissioner, consistent with Checkpoint C standards.	1
1B. ELLs earn an overall score of 290 or better on the New York State English as a Second Language Achievement Test (NYSESLAT) during 9th-12th grades.	1	2B. Provide transcripts from a school in a country outside of the U.S. showing at least three years of instruction in the student's home/native language in Grade 8 or beyond, with an equivalent grade average of B or higher.	1
1C. Complete all 11th- and 12th-grade ELA courses with an average of 85 or higher or a comparable score using another scoring system set by the district and approved by the Commissioner.	1	2C. For students enrolled in a Bilingual Education program, complete all required Home Language Arts (HLA) coursework with an 85 or higher or a comparable score using another scoring system set by the district and approved by the Commissioner.	1
1D. Score at a proficient level on an approved English assessment (See "Approved English Assessments" on page 49 of the Handbook.)	1	2D. Score at a proficient level on an accredited Checkpoint C World Language assessment (See "Checkpoint C World Language Assessments and Minimum Scores" on pages 50-52 of the Handbook.)	1
1E. Present a Culminating Project that meets the criteria for speaking, listening, reading, and writing established by the district's NYS Seal of Biliteracy Committee to a panel of reviewers with proficiency in English.	2	2E. Present a Culminating Project that meets the criteria for speaking, listening, reading, and writing established by the district's NYS Seal of Biliteracy Committee and that is aligned to the NYS Checkpoint C Learning Standards to a panel of reviewers with proficiency in the target language.	2

Testing accommodations recommended in an Individualized Education Program (IEP), or section 504 Accommodations Plan must be provided for all State and districtwide assessments administered to students with disabilities, as consistent with State policy. Students with disabilities should also receive these testing accommodations on Checkpoint C World Language Assessments, as permitted.

* Students in schools with an alternate pathway for graduation approved by the Commissioner will be held to those schools' criteria.

**For information on exemptions for these examinations, please refer to the NYSSB Handbook.

Appendix B: English Language Assessments and Minimum Scores

Students may earn one point for criterion 1D of the NYSSB by achieving at least the minimum required score on any one of the following approved English assessments. A maximum of two (2) points may be earned for criterion 1D.

ENGLISH ASSESSMENT	MIN SCORE DEMONSTRATING INTERMEDIATE HIGH PROFICIENCY
AAPPL -The ACTFL Assessment of Performance toward Proficiency in Languages - English	1-5
AP – Advanced Placement Examination* <ul style="list-style-type: none"> • AP English Language & Composition • AP English Literature & Composition 	3
IB – International Baccalaureate Examination* <ul style="list-style-type: none"> • IB English B • IB English A Literature • IB English A Language & Literature • IB English A Literature & Performance IB Language courses are categorized as “A” for the student’s “best” language and “B” as a language other than the best language studied in school. IB courses and exams are categorized as Higher Level (HL) or Standard Level (SL). HL courses require 240 hours of instruction, while SL courses require 150 hours.	4 (HL), 5 (SL)
STAMP4S - Standard Based Measurement of Proficiency - English	6
TOEFL - Test of English as a Foreign Language**	80

*The submission window for Seal Coordinators to submit the End of Year Data Form with all completed criteria for each student is May 5th through July 15th. Scores for assessments taken in the senior year, especially AP and IB exams, will often not arrive at the school until July. In these cases, the Seals and medallions for any candidates needing scores for such assessments will only be mailed once an amended End of Year Data Form is submitted by the Seal Coordinator to NYSED by no later than July 15th. Seal Coordinators are encouraged to plan out pathways to the NYSSB that will enable as many candidates as possible to complete all requirements prior to the end of May so that these students will have their Seals and medallions available for graduation ceremonies.

**The minimum required score on the TOEFL is available to be used as a point toward criterion 1D to students whose home language is other than English.

Appendix C: Checkpoint C World Language Assessments and Minimum Scores

(based on the upper proficiency level designated for each language group for Checkpoint C)

Completing one of the examinations in this table with at least the minimum required score will yield one (1) point towards the three (3) total points necessary on the criteria point system for demonstrating world language proficiency.

WORLD LANGUAGE ASSESSMENT	LANGUAGES AVAILABLE	MIN SCORE
AAPPL -The ACTFL Assessment of Performance toward Proficiency in Languages	Cat 1-2 Languages: French, German, Italian, Portuguese, Spanish	I-5
	Cat 3-4 Languages: Arabic, Japanese, Korean, Mandarin, Russian	I-2
AP – Advanced Placement Examination	Cat 1-2 Languages: French, German, Italian, Spanish Cat 3-4 Languages: Japanese, Mandarin	4
Avant STAMP4S & 3S Language Proficiency Tests- Standard Based Measurement of Proficiency	Cat 1-2 Languages: French, German, Italian, Portuguese (Brazilian), Spanish	6
	Cat 3-4 Languages: Arabic, Hebrew, Hindi, Japanese, Korean, Mandarin (Simplified and Traditional), Polish, Russian, Swahili, Yoruba	5
DELE (Diplomas of Spanish as a Foreign Language)	Spanish	B1
DEL F (Diplôme d’Etudes en Langue Française)	French	B1
Goethe-Zertifikat	German	B1
IB - International Baccalaureate Examination	<u>IB Language B exams</u> Cat 1-2 Languages: Danish, Dutch, Finnish, French, German, Indonesian, Italian, Norwegian, Portuguese, Spanish, Swahili, Swedish Cat 3-4 Languages: Arabic, Cantonese, Hebrew, Hindi, Japanese, Korean, Mandarin, Russian	5 (Standard Level Exam) 4 (Higher Level Exam)
SLPI: ASL – American Sign Language Proficiency Interview	American Sign Language	Intermediate Plus
Test of Chinese as a Foreign Language (TOCFL)	Mandarin Chinese	See test vendor site for specific test sections and cut scores.

Completing one of the examinations with at least the minimum required score on this page will yield one (1) point towards the three (3) total points necessary on the criteria point system for demonstrating world language proficiency.

CLASSICAL LANGUAGE ASSESSMENT	MIN SCORE
AP – Advanced Placement Examination in Latin	4
ALIRA – The ACTFL Latin Interpretive Reading Assessment	I-5
IB – International Baccalaureate Examination Latin Classical Greek	5 (SL), 4 (HL)

When there is no assessment in all modalities for a language (see lists on prior two pages), students must take assessments in as many modalities as available and earn at least the minimum required score on each to earn a point for criterion 2D.

WORLD LANGUAGE ASSESSMENT	LANGUAGES AVAILABLE	MIN SCORE
ACTFL OPI & WPT for the Seal of Bilingualism	Cat 1-2 Languages: Haitian Creole, Swahili	Intermediate High
	Cat 3-4 Languages: Albanian, Amharic, Bangla, Bosnian, Bulgarian, Cantonese, Croatian, Dari, Gujarati, Hebrew, Hindi, Malayalam, Pashto, Polish, Tagalog, Tamil, Thai, Turkish, Ukrainian, Urdu, Vietnamese, Yoruba	Intermediate Mid
Avant STAMP WorldSpeak (Speaking & Writing)	Cat 1-2 Languages: Haitian Creole	I-5
	Cat 3-4 Languages: Amharic, Armenian, Cabo-Verdean, Chin (Hakha), Chuukese, Czech, Hawaiian ('Ōlelo Hawai'i), Hmong, Ilocano, Kannada, Marathi, Marshallese, Samoan, Somali Maay Maay, Somali Maxaa, Tagalog (Filipino), Tamil, Telugu, Turkish, Ukrainian, Urdu, Vietnamese, Yup'ik, Zomi	I-2
Ellinomatheia	Greek (modern)	B1
LPT – The ACTFL Listening Proficiency Test (Listening)	Cat 1-2 Languages: French, German, Italian, Portuguese, Spanish	Intermediate High
	Cat 3-4 Languages: Arabic, Japanese, Korean, Mandarin, Russian	Intermediate Mid
OPI – The ACTFL Oral Proficiency Interview (Speaking)	Cat 1-2 Languages: Afrikaans, Danish, Dutch, Finnish, French, German, Haitian Creole, Indonesian, Italian, Norwegian, Portuguese (European), Romanian, Spanish, Swahili, Swedish	Intermediate High
	Cat 3-4 Languages: see the complete list of languages available in the appendix on page 79.	Intermediate Mid
OPIC – Oral Proficiency Interview (computer) Form 3 (Speaking)	Cat 1-2 Languages: French, German, Italian, Portuguese, Spanish	Intermediate High
	Cat 3-4 Languages: Arabic, Japanese, Korean, Mandarin, Pashto, Persian Farsi, Russian, Tagalog, Vietnamese	Intermediate Mid
RPT – The ACTFL Reading Proficiency Test (Reading)	Cat 1-2 Languages: French, German, Indonesian, Italian, Portuguese, Spanish	Intermediate High
	Cat 3-4 Languages: Arabic, Japanese, Korean, Mandarin, Russian	Intermediate Mid

WORLD LANGUAGE ASSESSMENT	LANGUAGES AVAILABLE	MIN SCORE
WPT/BWT – The ACTFL Writing Proficiency Test/Business Writing Test (Writing)	Cat 1-2 Languages: Danish, Dutch, French, German, Haitian Creole, Italian, Portuguese, Spanish, Swahili, Swedish	Intermediate High
	Cat 3-4 Languages: Albanian, Amharic, Arabic, Armenian, Bangla/Bengali, Bosnian/Croatian, Bulgarian, Cantonese, Czech, Dari, Greek (Modern), Gujarati, Hebrew, Hindi, Japanese, Korean, Malayalam, Mandarin, Pashto, Persian Farsi, Polish, Russian, Serbo/Croatian, Tagalog, Tamil, Thai, Turkish, Ukrainian, Urdu, Vietnamese, Yoruba	Intermediate Mid

*Various country-based variants of Arabic, **ILR (Interagency Language Roundtable) only

Appendix D: Schools Awarding the NYSSB by Region (2016-2023)

Capital Region

District	School	2022-23	2021-22	2020-21	2019-20	2018-19	2017-18	2016-17	2015-16	# of years offering the NYSSB
Albany CSD	Albany HS	X	X	X	X	X	X	X		7
Amsterdam CSD	Amsterdam HS	X	X							2
Averill Park CSD	Averill Park HS	X	X	X	X	X		X		6
Ballston Spa CSD	Ballston Spa HS	X	X	X	X	X	X	X	X	8
Beekmantown CSD	Beekmantown HS	X	X							2
Bethlehem CSD	Bethlehem Central HS	X	X							2
Burnt Hills-Ballston Lake CSD	Burnt Hills-Ballston Lake HS	X	X							2
South Colonie CSD	Colonie Central HS	X								1
Coxsackie Athens CSD	Coxsackie-Athens HS	X								1
Fort Ann CSD	Fort Ann Middle HS	X								1
Malone CSD	Franklin Academy HS	X								1
Gloversville CSD	Gloversville HS	X	X							2
Greenwich CSD	Greenwich JSHS	X	X	X	X					4
Hammond CSD	Hammond CS	X								1
Herkimer CSD	Herkimer HS	X	X							2
Hudson Falls CSD	Hudson Falls HS	X	X	X	X					4
Hudson CSD	Hudson SHS	X	X							2
Kinderhook CSD	Ichabod Crane HS	X	X	X						3
Dolgeville CSD	James A. Green JSHS	X	X	X	X					4
Lake George CSD	Lake George JSHS	X	X		X	X				4
Massena CSD	Massena Central HS	X	X	X	X					4
Rotterdam-Mohonasen CSD	Mohonasen HS	X	X	X	X					4
Niskayuna CSD	Niskayuna HS	X	X	X	X	X		X		6
Northville CSD	Northville HS	X	X	X	X	X				5
Oneonta CSD	Oneonta HS	X	X	X	X	X				5
Queensbury UFSD	Queensbury HS	X	X	X						3
Ravena-Coeymans-Selkirk CSD	Ravena-Coeymans-Selkirk HS	X	X	X						3
Saranac CSD	Saranac HS	X								1
Saratoga Springs CSD	Saratoga Springs HS	X	X	X	X	X		X		6
North Colonie CSD	Shaker HS	X	X	X	X	X	X	X		7
Shenendehowa CSD	Shenendehowa HS East	X	X	X	X					4
Troy CSD	Troy HS	X	X	X	X	X				5
Wells CSD	Wells Central HS	X	X	X	X					4
Whitehall CSD	Whitehall JSHS	X								1

Hudson Valley Region

District	School	2022-23	2021-22	2020-21	2019-20	2018-19	2017-18	2016-17	2015-16	# of years offering the NYSSB
	Afton CS	X		X	X					3
Ardsley UFSD	Ardsley HS	X								1
Beacon CSD	Beacon HS	X	X	X		X				4
Bedford CSD	Fox Lane HS	X	X	X	X	X	X	X		7
Brewster CSD	Brewster HS	X	X	X	X	X	X	X		7
Bronxville UFSD	Bronxville HS	X	X	X	X					4
Carmel CSD	Carmel HS	X	X	X	X	X				5
Clarkstown CSD	Clarkstown HS North	X	X	X	X	X				5
Clarkstown CSD	Clarkstown HS South	X	X	X		X				4
Cornwall CSD	Cornwall Central HS	X		X		X				3
Croton Harmon UFSD	Croton Harmon HS	X	X	X	X	X	X	X		7
Delaware Academy CSD at Delhi	Delaware Academy HS	X				X				2
Dover UFSD	Dover HS	X		X						2
Downsville CSD	Downsville CS	X	X	X	X	X				5
East Ramapo CSD	Ramapo HS	X	X	X	X	X	X	X		7
East Ramapo CSD	Spring Valley HS	X	X	X	X	X	X	X		7
Ellenville CSD	Ellenville JSHS	X				X	X			3
Elmsford UFSD	Alexander Hamilton HS	X	X							2
Fallsburg CSD	Fallsburg JSHS	X	X	X	X	X	X	X		7
Greenburgh CSD	Woodlands Middle HS	X								1
Greene CSD	Greene HS	X	X	X	X	X				5
Haldane CSD	Haldane HS	X	X			X				3
Harrison CSD	Harrison HS	X	X	X	X					4
Hastings on Hudson	Hastings HS	X	X	X	X	X	X			6
Haverstraw-Stony Point CSD	North Rockland HS	X	X	X	X	X	X	X		7
Hendrick Hudson CSD	Hendrick Hudson HS	X	X	X	X	X				5
Highland Falls-Fort Montgomery CSD	James I. O'Neill HS	X	X	X	X	X				5
Hyde Park CSD	F.D. Roosevelt HS	X	X	X	X	X				5
Kingston CSD	Kingston HS	X	X							2
Marlboro CSD	Marlboro HS	X	X	X	X	X				5
Middletown Enlarged CSD	Middletown HS	X	X	X	X	X				5
Minisink Valley CSD	Minisink Valley HS	X	X	X	X	X				5
Monroe-Woodbury CSD	Monroe-Woodbury HS	X	X	X	X	X	X			6
Monticello CSD	Monticello HS	X			X					2
Mount Vernon CSD	Mount Vernon HS	X	X							2
Nanuet UFSD	Nanuet SHS	X	X	X	X					4
New Paltz CSD	New Paltz HS	X	X	X	X	X	X	X		7

District	School	2022-23	2021-22	2020-21	2019-20	2018-19	2017-18	2016-17	2015-16	# of years offering the NYSSB
New Rochelle CSD	New Rochelle HS	X	X			X		X		4
Newburgh Enlarged CSD	Newburgh Free Academy	X	X	X	X	X	X	X		7
North East CSD	Webutuck HS	X	X	X	X	X				5
North Salem CSD	North Salem Middle/HS	X	X							2
Nyack UFSD	Nyack HS	X	X	X	X	X				5
Onteora CSD	Onteora HS	X	X	X	X	X	X			6
Ossining UFSD	Ossining HS	X	X	X	X	X		X		6
Pawling CSD	Pawling HS	X	X	X	X	X	X	X		7
Pearl River CSD	Pearl River HS	X	X	X	X	X				5
Peekskill CSD	Peekskill HS	X	X	X	X	X	X	X		7
Pine Bush CSD	Pine Bush SHS	X	X	X	X	X				5
Pine Plains CSD	Stissing Mountain JSHS	X								1
Port Chester-Rye UFSD	Port Chester HS	X	X	X	X	X		X		6
Port Jervis CSD	Port Jervis HS	X	X							2
Putnam Valley CSD	Putnam Valley HS	X	X	X	X	X				5
Rhinebeck CSD	Rhinebeck HS	X	X							2
Rondout Valley CSD	Rondout Valley HS	X	X	X						3
Roscoe CSD	Roscoe HS	X	X		X					3
Rye CSD	Rye HS	X	X							2
Saugerties CSD	Saugerties HS	X	X	X						3
Somers CSD	Somers SHS	X								1
South Orangetown CSD	Tappan Zee HS	X	X	X	X	X				5
Suffern CSD	Suffern HS	X	X	X	X	X	X			6
Tarrytown UFSD	Sleepy Hollow HS	X	X	X	X	X	X	X		7
Valley CSD	Valley Central HS	X	X	X	X					4
Wappingers CSD	John Jay SHS	X	X	X	X	X				5
Wappingers CSD	Roy C. Ketcham HS	X	X	X	X	X				5
Warwick Valley CSD	Warwick Valley HS	X	X	X	X	X	X	X		7
Washingtonville CSD	Washingtonville HS	X	X	X						3
White Plains CSD	White Plains HS	X	X	X	X	X	X	X		7
Yonkers PS	Barack Obama School for Social Justice	X	X	X	X	X				5
Yonkers PS	Gorton HS	X	X	X	X	X				5
Yonkers PS	Lincoln HS	X	X	X	X	X	X			6
Yonkers PS	Riverside HS	X	X	X	X	X	X			6
Yonkers PS	Roosevelt HS	X	X	X	X	X	X			6
Yonkers PS	Saunders HS	X	X	X	X	X				5
Yonkers PS	Yonkers HS	X	X	X	X	X	X			6
Yonkers PS	Yonkers Montessori Academy	X	X	X	X	X				5
Yorktown CSD	Yorktown HS	X	X	X	X					4

Long Island Region

District	School	2022-23	2021-22	2020-21	2019-20	2018-19	2017-18	2016-17	2015-16	# of years offering the NYSSB
Amityville UFSD	Amityville Memorial HS	X								1
Babylon UFSD	Babylon HS	X	X	X	X	X				5
Baldwin UFSD	Baldwin HS	X	X	X	X	X	X			6
Bay Shore UFSD	Bay Shore HS	X	X	X	X	X				5
Bayport-Blue Point UFSD	Bayport-Blue Point HS	X	X	X	X					4
Bellmore Merrick CHSD	John F. Kennedy HS	X	X	X	X	X	X			6
Bellmore Merrick CHSD	Sanford H. Calhoun	X	X	X	X	X	X			6
Bellmore Merrick CHSD	Wellington C. Mepham HS	X	X	X	X	X	X			6
Brentwood UFSD	Brentwood HS	X	X	X	X	X	X	X		7
Brookhaven Comsewogue CSD	Comsewogue HS	X	X	X						3
Carle Place UFSD	Carle Place Middle SHS	X	X	X	X	X	X	X		7
Central Islip UFSD	Central Islip HS	X	X	X						3
Commack UFSD	Commack HS	X	X	X	X	X	X	X		7
Connetquot CSD	Connetquot HS	X	X	X	X	X				5
Copiague UFSD	Copiague HS	X	X	X	X	X		X		6
Deer Park UFSD	Deer Park HS	X	X	X	X	X				5
East Islip UFSD	East Islip HS	X	X							2
East Meadow UFSD	East Meadow HS	X	X	X	X					4
East Meadow UFSD	W. Tresper Clarke HS	X	X	X	X					4
East Rockaway UFSD	East Rockaway JSHS	X	X							2
East Williston UFSD	The Wheatley School	X	X	X	X	X	X	X	X	8
Eastport-South Manor UFSD	Eastport-South Manor JSHS	X	X	X	X	X	X	X		7
Elwood UFSD	John H. Glenn HS	X	X	X	X	X		X		6
Freeport UFSD	Freeport HS	X	X	X	X	X		X		6
Glen Cove CSD	Glen Cove HS	X	X	X						3
Hampton Bays UFSD	Hampton Bays HS	X	X	X	X	X	X	X		7
Harborfields CSD	Harborfields HS	X	X	X	X	X				5
Hauppauge UFSD	Hauppauge HS	X	X	X	X	X		X		6
Hempstead UFSD	Hempstead HS	X	X	X	X	X	X			6
Herricks UFSD	Herricks HS	X	X							2
Hewlett-Woodmere CSD	G.W. Hewlett HS	X	X	X	X	X	X			6
Huntington UFSD	Huntington HS	X	X	X	X	X	X	X		7
Island Trees UFSD	Island Trees HS	X	X	X	X					4
Islip UFSD	Islip HS	X	X	X	X	X				5
Kings Park CSD	Kings Park HS	X								1

District	School	2022-23	2021-22	2020-21	2019-20	2018-19	2017-18	2016-17	2015-16	# of years offering the NYSSB
Lawrence UFSD	Lawrence HS	X	X	X	X	X		X	X	7
Levittown UFSD	Division Avenue HS	X	X	X	X	X	X			6
Levittown UFSD	Gen. Douglas MacArthur HS	X	X	X	X	X	X			6
Lindenhurst UFSD	Lindenhurst HS	X	X	X	X	X		X		6
Locust Valley CSD	Locust Valley HS	X	X	X	X	X	X			6
Long Beach UFSD	Long Beach HS	X	X	X	X	X				5
Longwood CSD	Longwood HS	X	X	X	X	X		X		6
Lynbrook UFSD	Lynbrook HS	X	X	X						3
Malverne CSD	Malverne SHS	X	X	X	X	X	X	X		7
Massapequa UFSD	Massapequa HS	X	X	X	X					4
Mineola UFSD	Mineola HS	X	X	X	X	X	X	X		7
North Babylon UFSD	North Babylon HS	X	X	X	X					4
North Shore UFSD	North Shore HS	X	X	X	X	X	X	X		7
Oceanside UFSD	Oceanside HS	X	X	X	X	X		X		6
Patchogue-Medford UFSD	Patchogue-Medford HS	X	X	X	X	X				5
Plainview-Old Bethpage CSD	Plainview-Old Bethpage JFK HS	X								1
Riverhead CSD	Riverhead HS	X	X							2
Rockville Centre UFSD	South Side HS	X	X	X	X	X	X			6
Roslyn UFSD	Roslyn HS	X	X	X	X	X	X	X		7
Sayville UFSD	Sayville HS	X	X	X	X					4
Seaford UFSD	Seaford HS	X	X							2
Sewanhaka CHSD	Elmont Memorial HS	X			X					2
Sewanhaka CHSD	Floral Park HS	X								1
Sewanhaka CHSD	H. Frank Carey HS	X			X					2
Sewanhaka CHSD	New Hyde Park Memorial HS	X			X	X				3
Sewanhaka CHSD	Sewanhaka HS	X			X	X				3
Shelter Island UFSD	Shelter Island HS	X						X		2
Shoreham-Wading River CSD	Shoreham-Wading River HS	X	X							2
South Huntington UFSD	Walt Whitman HS	X	X	X	X	X		X		6
Southampton UFSD	Southampton HS	X	X	X	X	X	X	X		7
Southold UFSD	Southold JSHS	X	X	X	X	X	X	X		7
Syosset CSD	Syosset HS	X	X	X	X	X				5
Three Village CSD	Ward Melville HS	X	X	X						3
Uniondale UFSD	Uniondale HS	X	X	X	X	X	X	X		7
Valley Stream CHSD	Valley Stream Central HS	X	X	X	X					4

District	School	2022-23	2021-22	2020-21	2019-20	2018-19	2017-18	2016-17	2015-16	# of years offering the NYSSB
Valley Stream CHSD	Valley Stream North HS	X	X	X	X	X				5
Valley Stream CHSD	Valley Stream South HS	X	X	X	X					4
Wantagh UFSD	Wantagh HS	X	X	X	X	X	X			6
West Hempstead UFSD	West Hempstead Secondary	X	X	X	X	X				5
West Islip UFSD	West Islip HS	X	X	X	X	X	X	X		7
Westbury UFSD	Westbury HS	X								1
William Floyd UFSD	William Floyd HS	X	X							2
	St. John the Baptist HS	X	X	X	X					4



*2023 NYSSB graduates from Marcellus HS
(Photo courtesy of Marcellus CSD)*

Mid-State Region

District	School	2022-23	2021-22	2020-21	2019-20	2018-19	2017-18	2016-17	2015-16	# of years offering the NYSSB
Adirondack CSD	Adirondack HS	X		X						2
Arkport CSD	Arkport CS	X								1
Auburn Enlarged CSD	Auburn HS	X	X	X	X	X				5
Baldwinsville CSD	Charles W. Baker HS	X	X	X	X	X	X	X		7
Belleville Henderson CSD	Belleville Henderson CS	X	X					X		3
Camden CSD	Camden HS	X	X							2
Carthage CSD	Carthage HS	X	X	X	X	X				5
Cato Meridian CSD	Cato Meridian JSHS	X	X	X	X	X				5
Cazenovia CSD	Cazenovia HS	X	X	X	X	X				5
Central Valley CSD	Central Valley Academy	X		X	X	X				4
Chenango Forks CSD	Chenango Forks HS	X	X	X	X	X				5
Chenango Valley CSD	Chenango Valley HS	X	X	X	X	X				5
Chittenango CSD	Chittenango HS	X								1
Cincinnatus CSD	Cincinnatus HS	X	X							2
Copenhagen CSD	Copenhagen CS	X	X	X		X		X		5
Cortland CSD	Cortland HS	X	X	X	X	X				5
Dryden CSD	Dryden HS	X	X	X	X					4
East Syracuse Minoa CSD	East Syracuse Minoa Central HS	X								1
General Brown CSD	General Brown JSHS	X	X	X	X	X				5
Harpursville CSD	Harpursville HS	X	X							2
Indian River CSD	Indian River HS	X	X	X	X	X	X	X		7
Ithaca CSD	Ithaca HS	X	X	X	X	X				5
Ithaca CSD	Lehman Alt. Community Sch.	X	X		X					3
Jamesville-DeWitt CSD	Jamesville-DeWitt HS	X	X	X	X					4
Johnson City CSD	Johnson City HS	X	X	X	X	X				5
Jordan-Elbridge CSD	Jordan-Elbridge HS	X	X	X	X	X				5
LaFayette CSD	LaFayette JSHS	X	X							2
Lansing CSD	Lansing HS	X	X	X	X	X				5
Liverpool CSD	Liverpool HS	X	X	X	X	X	X			6
Lowville CSD	Lowville Academy HS	X	X	X	X					4
Lyme CSD	Lyme CS	X	X							2
Maine-Endwell CSD	Maine-Endwell HS	X	X	X	X					4
Marcellus CSD	Marcellus HS	X	X	X	X	X	X			6
Mexico Academy & CSD	Mexico HS	X	X							2
Moravia CSD	Moravia JSHS	X	X	X						3
New Hartford CSD	New Hartford SHS	X	X							2
North Syracuse CSD	Cicero-North Syracuse HS	X	X	X	X	X	X			6
Onondaga Central CSD	Onondaga SHS	X	X	X	X	X				5

District	School	2022-23	2021-22	2020-21	2019-20	2018-19	2017-18	2016-17	2015-16	# of years offering the NYSSB
Port Byron CSD	Port Byron SHS	X								1
Remsen CSD	Remsen JSHS	X	X	X	X					4
Rome CSD	Rome Free Academy	X	X	X	X					4
Sackets Harbor CS	Sackets Harbor CS	X	X	X	X	X	X	X		7
Sandy Creek CSD	Sandy Creek HS	X	X	X	X					4
Sidney CSD	Sidney JSHS	X	X	X	X					4
Skaneateles CSD	Skaneateles HS	X	X	X	X		X	X		6
Solvay UFSD	Solvay HS	X		X	X	X		X		5
South Jefferson CSD	South Jefferson HS	X	X	X	X	X	X			6
South Lewis CSD	South Lewis HS	X	X	X	X	X	X	X		7
Southern Cayuga CSD	Southern Cayuga JSHS	X								1
Susquehanna Valley CSD	Susquehanna Valley HS	X	X	X	X	X				5
Syracuse CSD	Corcoran HS	X	X	X	X	X	X	X		7
Syracuse CSD	Henninger HS	X	X	X	X	X	X	X		7
Syracuse CSD	Institute of Technology at Syracuse Central	X	X	X	X	X	X	X		7
Syracuse CSD	Nottingham HS	X	X	X	X	X	X	X		7
Syracuse CSD	Public Service Leadership Academy at Fowler	X	X			X	X	X		5
Thousand Islands CSD	Thousand Islands HS	X								1
Trumansburg CSD	Charles O. Dickerson HS	X	X	X						3
Tully CSD	Tully JSHS	X	X	X	X	X				5
Union Springs CSD	Union Springs HS	X	X							2
Union-Endicott CSD	Union-Endicott HS	X	X	X	X	X				5
Utica CSD	T. R. Proctor HS	X	X	X	X					4
Vernon-Verona-Sherrill CSD	Vernon-Verona-Sherrill SHS	X								1
Vestal CSD	Vestal HS	X	X	X	X	X				5
Watertown CSD	Watertown HS	X		X	X	X	X	X		6
Watkins Glen CSD	Watkins Glen HS	X	X	X		X	X			5
Weedsport CSD	Weedsport JSHS	X								1
West Genesee CSD	West Genesee HS	X	X	X	X	X	X	X		7
Whitesboro CSD	Whitesboro HS	X								1
	Immaculate Heart CHS	X								1

Mid-West Region

District	School	2022-23	2021-22	2020-21	2019-20	2018-19	2017-18	2016-17	2015-16	# of years offering the NYSSB
Batavia CSD	Batavia HS	X	X	X	X	X	X	X		7
Brighton CSD	Brighton HS	X								1
Brockport CSD	Brockport HS	X	X	X	X	X				5
Caledonia-Mumford CSD	Caledonia-Mumford Middle/HS	X	X	X	X					4
Churchville-Chili CSD	Churchville-Chili SHS	X	X	X	X	X	X	X		7
East Bloomfield CSD	Bloomfield Middle HS	X	X	X	X					4
Elba CSD	Elba JSHS	X								1
Fairport CSD	Fairport SHS	X								1
Gates-Chili CSD	Gates-Chili HS	X	X	X	X	X				5
Geneva CSD	Geneva HS	X	X	X	X	X		X		6
Gorham-Middlesex CSD	Marcus Whitman HS	X								1
Greece CSD	Greece Arcadia HS	X	X	X	X	X	X	X		7
Greece CSD	Greece Athena HS	X	X	X	X	X	X	X		7
Greece CSD	Greece Odyssey HS	X	X	X	X	X	X	X		7
Greece CSD	Greece Olympia HS	X	X	X	X	X	X	X		7
Hilton CSD	Hilton HS	X	X	X	X	X				5
Honeoye CSD	Honeoye Secondary Sch.	X	X	X						3
Honeoye Falls-Lima CSD	Honeoye Falls-Lima HS	X	X	X	X	X				5
Le Roy CSD	Le Roy JSHS	X	X	X	X					4
Letchworth CSD	Letchworth HS	X	X	X						3
Livonia CSD	Livonia Middle HS	X								1
Marion CSD	Marion JSHS	X	X	X	X	X	X			6
Naples CSD	Naples HS	X	X	X	X					4
Pavilion CSD	Pavilion Middle/HS	X								1
Perry CSD	Perry HS	X	X	X	X	X				5
Phelps-Clifton Springs CSD	Midlakes Middle/HS	X	X	X						3
Red Creek CSD	Red Creek HS	X		X	X		X	X		5
Rochester CSD	East Upper School	X	X	X	X	X	X	X		7
Rochester CSD	Edison Career & Tech. HS	X	X	X						3
Rochester CSD	James Monroe Upper	X	X	X	X	X	X			6
Rochester CSD	Joseph C. Wilson Magnet HS	X	X							2
Rochester CSD	Rochester Early College	X	X	X	X	X				5
Rochester CSD	School of the Arts	X	X	X	X					4
Rochester CSD	School Without Walls	X	X							2
Rush-Henrietta CSD	Rush-Henrietta SHS	X			X					2
Sodus CSD	Sodus JSHS	X	X	X	X	X		X		6
Spencerport CSD	Spencerport HS	X	X	X	X	X	X			6
Victor CSD	Victor SHS	X	X							2

District	School	2022-23	2021-22	2020-21	2019-20	2018-19	2017-18	2016-17	2015-16	# of years offering the NYSSB
Waterloo CSD	Waterloo SHS	X	X							2
Wayland-Cohocton CSD	Wayland-Cohocton HS	X	X							2
Wayne CSD	Wayne SHS	X	X							2
Webster CSD	Webster Schroeder HS	X	X	X	X	X				5
Webster CSD	Webster Thomas HS	X	X	X	X	X				5
West Irondequoit CSD	Irondequoit HS	X	X	X	X	X	X	X		7
Wheatland-Chili CSD	Wheatland-Chili HS	X	X			X	X			4
Williamson CSD	Williamson SHS	X								1
York CSD	York MSHS	X		X						2
	Eugenio Maria De Hostos Charter School	X	X	X	X					4



2023 NYSSB graduates from Edison Career and Technology HS
(Photos courtesy of Rochester CSD)

New York City Region

District	School	2022-23	2021-22	2020-21	2019-20	2018-19	2017-18	2016-17	2015-16	# of years offering the NYSSB
NYCPS	A. Philip Randolph Campus High School	X	X	X	X	X				5
NYCPS	Academy of American Studies	X	X	X	X	X				5
NYCPS	Astor Collegiate Academy	X		X						2
NYCPS	Baruch College Campus HS	X		X	X					3
NYCPS	Bronx Bridges HS	X								1
NYCPS	Bronx Latin	X	X	X						3
NYCPS	Bronx School of Law and Finance	X	X	X						3
NYCPS	Brooklyn Technical High School	X	X	X	X	X	X	X	X	8
NYCPS	Bushwick Leaders High School for Academic Excellence	X	X					X		3
NYCPS	Claremont International HS	X	X	X		X	X	X		6
NYCPS	Curtis High School	X	X	X	X			X		5
NYCPS	East Williamsburg Scholars Academy	X								1
NYCPS	Edward R. Murrow High School	X	X	X	X	X	X	X		7
NYCPS	Energy Tech High School	X	X	X	X	X	X			6
NYCPS	Esperanza Preparatory Academy	X	X	X	X			X	X	6
NYCPS	Eximius College Preparatory Academy	X	X	X		X				4
NYCPS	Flushing HS	X	X							2
NYCPS	Fordham Leadership Academy	X	X	X	X					4
NYCPS	Forest Hills HS	X	X	X	X	X	X	X	X	8
NYCPS	Francis Lewis HS	X	X	X	X					4
NYCPS	Franklin Delano Roosevelt HS	X	X	X		X				4
NYCPS	Gregorio Luperon HS for Science and Math.	X	X	X		X	X	X		6
NYCPS	Grover Cleveland HS	X	X	X	X	X				5
NYCPS	Health, Arts, Robotics, and Technology HS	X								1
NYCPS	Herbert H. Lehman HS	X	X	X		X	X	X		6
NYCPS	Hillcrest HS	X	X	X						3
NYCPS	HS for Arts and Business	X	X	X		X	X	X	X	7
NYCPS	HS for Excellence and Innovation	X								1
NYCPS	HS for Health Careers and Sciences	X		X	X					3
NYCPS	HS for Media and Communications	X								1
NYCPS	HS of Language and Innovation	X	X	X	X	X	X	X		7
NYCPS	HS of World Cultures	X	X	X	X	X	X	X	X	8
NYCPS	International Community HS	X	X	X						3
NYCPS	International HS at Prospect Heights	X	X							2
NYCPS	International School for Liberal Arts	X	X	X	X	X	X	X	X	8
NYCPS	James Madison HS	X	X	X	X	X	X	X		7
NYCPS	John Adams HS	X	X	X	X	X	X	X		7

District	School	2022-23	2021-22	2020-21	2019-20	2018-19	2017-18	2016-17	2015-16	# of years offering the NYSSB
NYCPS	John Bowne HS	X	X							2
NYCPS	John Dewey HS	X								1
NYCPS	Liberty HS Academy for Newcomers	X								1
NYCPS	Long Island City HS	X	X	X	X	X	X	X	X	8
NYCPS	Lower East Side Preparatory HS	X	X	X						3
NYCPS	Manhattan Academy For Arts & Language	X	X	X	X	X	X			6
NYCPS	Manhattan Bridges HS	X	X	X	X	X				5
NYCPS	Manhattan International HS	X		X						2
NYCPS	Martin Van Buren HS	X								1
NYCPS	Midwood HS	X	X	X	X					4
NYCPS	Mott Hall Bronx HS	X								1
NYCPS	Multicultural HS	X	X	X	X	X	X	X		7
NYCPS	New Utrecht HS	X	X							2
NYCPS	Newcomers HS	X	X							2
NYCPS	Newtown HS	X	X	X	X	X	X	X		7
NYCPS	Pan American International HS	X	X	X	X	X	X	X	X	8
NYCPS	Pelham Preparatory Academy	X		X						2
NYCPS	Port Richmond HS	X						X		2
NYCPS	PROGRESS HS for Professional Careers	X								1
NYCPS	Richmond Hill HS	X	X	X	X					4
NYCPS	Riverdale / Kingsbridge Academy	X								1
NYCPS	Robert F. Kennedy Community HS	X	X	X	X	X				5
NYCPS	Robert F. Wagner, Jr. Secondary School for Arts and Technology	X								1
NYCPS	South Bronx Preparatory	X	X	X	X					4
NYCPS	Staten Island Technical HS	X	X	X	X					4
NYCPS	Stuyvesant HS	X	X	X	X	X	X	X		7
NYCPS	Susan E. Wagner HS	X	X	X			X	X		5
NYCPS	The Boerum Hill School for Intl. Studies	X	X	X	X					4
NYCPS	The Brooklyn School for Social Justice	X	X	X	X	X				5
NYCPS	The Laboratory School of Finance and Tech.	X	X	X		X	X	X		6
NYCPS	The Scholars' Academy	X	X	X	X	X				5
NYCPS	Tottenville HS	X	X	X				X		4
NYCPS	University Neighborhood HS	X	X	X	X	X	X	X		7
NYCPS	Validus Preparatory Academy	X	X	X	X					4
NYCPS	Veritas Academy	X	X	X						3
NYCPS	West End Secondary School	X								1
NYCPS	William Cullen Bryant HS	X								1
NYCPS	Williamsburg Preparatory School	X								1

Charter and Non-Public Schools Offering the NYSSB in the NYC Region

District	School	2022-23	2021-22	2020-21	2019-20	2018-19	2017-18	2016-17	2015-16	# of years offering the NYSSB
	All Hallows HS	X								
	Cardinal Spellman HS	X								
	Cathedral Preparatory School and Seminary	X	X							2
	Democracy Prep Harlem HS	X								1
	Dr. Richard Izquierdo Health and Science Charter School	X	X							2
	New Visions Charter HS for Advanced Math and Science I	X								1
	New Visions Charter HS for Advanced Math and Science II	X	X	X						3
	New Visions Charter HS for the Humanities II	X	X			X				3
	Preston HS	X	X	X						3
	The American Dream Charter School	X	X	X						3



*2023 NYSSB graduates from Esperanza Preparatory Academy
(Photos courtesy of NYCPS)*

Western Region

District	School	2022-23	2021-22	2020-21	2019-20	2018-19	2017-18	2016-17	2015-16	# of years offering the NYSSB
Alden CSD	Alden SHS	X	X	X	X	X	X			6
Amherst CSD	Amherst Central HS	X	X	X	X					4
Barker CSD	Barker JSHS	X	X	X						3
Bemus Point CSD	Maple Grove JSHS	X	X	X	X					4
Brocton CSD	Brocton HS	X	X							2
Buffalo CSD	City Honors School	X	X	X	X	X	X	X		7
Buffalo CSD	Hutchinson Central Technical HS	X	X	X	X	X	X	X		7
Buffalo CSD	Lafayette International Community HS	X	X	X	X		X	X		6
Buffalo CSD	Lewis J. Bennett HS	X	X		X					3
Buffalo CSD	Research Laboratory for Bioinformatics and Life Sciences	X			X					2
Buffalo CSD	The International Preparatory School at Grover	X	X	X	X	X	X			6
Cheektowaga CSD	Cheektowaga HS	X	X							2
Clarence CSD	Clarence HS	X	X	X	X	X	X	X		7
Dunkirk CSD	Dunkirk HS	X	X	X	X	X				5
East Aurora CSD	East Aurora HS	X	X							2
Evans-Brant CSD (Lakeshore)	Lake Shore SHS	X								1
Franklinville CSD	Ten Broeck Academy	X	X							2
Frewsburg CSD	Frewsburg JSHS	X	X	X						3
Frontier CSD	Frontier SHS	X								1
Iroquois CSD	Iroquois HS	X	X	X	X	X	X	X		7
Jamestown City SD	Jamestown City HS	X								1
Kenmore-Tonawanda UFSD	Kenmore East HS	X	X	X	X	X				5
Kenmore-Tonawanda UFSD	Kenmore West HS	X	X	X	X	X				5
Lackawanna CSD	Lackawanna HS	X	X	X						3
Lancaster CSD	Lancaster HS	X	X	X	X	X	X	X		7
Lewiston-Porter CSD	Lewiston-Porter HS	X	X	X						3
Lyndonville CSD	L.A. Webber Middle HS	X	X							2
Medina CSD	Medina JSHS	X	X	X	X	X				5
Newfane CSD	Newfane HS	X	X							2
Niagara Falls CSD	Niagara Falls HS	X	X	X	X					4
Niagara Wheatfield CSD	Niagara Wheatfield HS	X	X	X	X					4

District	School	2022-23	2021-22	2020-21	2019-20	2018-19	2017-18	2016-17	2015-16	# of years offering the NYSSB
Orchard Park CSD	Orchard Park HS	X	X	X	X	X				5
Southwestern CSD	Southwestern SHS	X								1
Starpoint CSD	Starpoint HS	X	X	X						3
Sweet Home CSD	Sweet Home HS	X	X	X	X					4
West Seneca CSD	West Seneca East SHS	X	X	X						3
West Seneca CSD	West Seneca West SHS	X	X	X						3
Wilson CSD	Wilson HS	X	X							2



2023 NYSSB graduates from Newfane HS
 (Photo courtesy of Newfane CSD)

Appendix E: NYSSB Professional Learning Series

 <p>Starting a NYSSB Program</p> <p><u>Starting a NYS Seal of Biliteracy Program</u></p>	 <p>Growing Your NYSSB Program</p> <p><u>Growing Your Seal Program</u></p>	 <p>Completing the School Notification Form</p> <p><u>Completing the NYSSB School Notification Form</u></p>
 <p>Promoting the Seal & Recruiting Students</p> <p><u>Promoting the Seal of Biliteracy and Recruiting Students</u></p>	 <p>Preparing for the Culminating Project Visit</p> <p><u>Supporting Students through the Culminating Project</u></p>	 <p>Supporting Students through the Culminating Project</p> <p><u>Preparing for the Culminating Project Visit</u></p>
 <p>Evaluating Culminating Projects</p> <p><u>Using the NYSSB rubric to Evaluate Culminating Project Presentations</u></p>	 <p>Training the Project Evaluators</p> <p><u>Training Panelists to Evaluate Culminating Projects & Presentations</u></p>	 <p>Demystifying the EOY Data Form</p> <p><u>Demystifying End-of-Year Data Submission for the Seal</u></p>
 <p>Starting a NYSSB Program - Charters</p> <p><u>Starting an NYSSB Program at Your Charter School</u></p>	 <p>Starting a NYSSB Program - Non-Publics</p> <p><u>Starting an NYSSB Program at Your Non-Public (Religious & Independent) School</u></p>	 <p>启动纽约州双语印章项目</p> <p><u>Starting an NYSSB Program for Mandarin Chinese Teachers</u></p>

For more information on the NYSSB Professional Learning Series, please visit our [website](#).

Appendix F: NYSSB Task Force

David Balsamo, Syosset UFSD
Sarah Cioffi, Shenendehowa CSD
Rosemary DeMaio, Preston HS
Melissa Duquette, West RBERN
Dr. Miriam Eisenstein Ebsworth, New York University
Maria Fenton, Mid-State RBERN
Maria Fielteau, Utica CSD
Francisco Garcia-Quezada, NYC RBERN
Emily Gargiulo, Questar III BOCES
Dr. Jordan González, Long Island RBERN
Madelyn Guzman, Yonkers PS
Leslie Hall, Webster CSD
Dr. Aurelia Henriquez, Portchester-Rye CSD
Dr. Chastity Martinez Morales, Newburgh Enlarged CSD
Melissa Melkonian, American Dream Charter School
Pietro Mendola, Buffalo CSD
David Mumper, Hudson Valley RBERN
Sabrina Nudo, OCM BOCES, Mid-State RBERN
Lyda Ragonese, Syracuse CSD
Dr. Juanita Reyes, Capital District RBERN
Carla Ribeiro, Brentwood UFSD
Cristina Santiago-Campbell, NYCPS-Brooklyn Technical HS
Jill Schimmel, NYCPS–Division of Multilingual Learners
Anna Stukes, Mid-West RBERN
Shawna Sweet, Greece CSD
Diane Tyminski, West Genesee CSD
Gaetano Vaccaro, North Babylon Schools
Ron Woo, NYS Language RBERN



*2023 NYSSB graduate from Edward R. Murrow HS
(Photo courtesy of NYCPS)*

Appendix G: New York State Education Department Staff Members Supporting the NYSSB

Elisa Alvarez, Associate Commissioner, Office of Bilingual Education and World Languages
Candace Black*, World Language Associate, Office of Bilingual Education and World Languages
Ross Garmil, Office Supervisor, Office of Bilingual Education and World Languages
Nick Pandey, Data Analyst, Office of Bilingual Education and World Languages
Yunxiao Zhang*, Educational Specialist, Office of Bilingual Education and World Languages

**Indicates Member of the NYSSB Task Force*

For questions or more information on this report, please contact nyssb@nysed.gov.

List of Figures and Tables

Figures

Figure 1.	Heat Map of High Schools in New York State Offering the NYSSB (2022-23)	4
Figure 2.	Percentage of High Schools Offering the NYSSB by Region (2022-23).....	5
Figure 3.	High Schools Offering the NYSSB by Region (2016-2023).....	6
Figure 4A.	Number of High Schools in the Capital Region Offering the NYSSB (2016-2023)	7
Figure 4B.	Number of High Schools in the Hudson Valley Region Offering the NYSSB (2016-2023).....	7
Figure 4C.	Number of High Schools in the Long Island Region Offering the NYSSB (2016-2023)	7
Figure 4D.	Number of High Schools in the Mid-State Region Offering the NYSSB (2016-2023).....	7
Figure 4E.	Number of High Schools in the Mid-West Region Offering the NYSSB (2016-2023).....	8
Figure 4F.	Number of High Schools in the New York City Region Offering the NYSSB (2016-2023)	8
Figure 4G.	Number of High Schools in the Western Region Offering the NYSSB (2016-2023).....	8
Figure 5A.	Percentage of Growth in Number of Schools in the Capital Region Offering the NYSSB (2020-2023)	9
Figure 5B.	Percentage of Growth in Number of Schools in the Hudson Valley Region Offering the NYSSB (2020-2023).....	9
Figure 5C.	Percentage of Growth in Number of Schools in the Long Island Region Offering the NYSSB (2020- 2023)	9
Figure 5D.	Percentage of Growth in Number of Schools in the Mid-State Region Offering the NYSSB (2020- 2023)	9
Figure 5E.	Percentage of Growth in Number of Schools in the Mid-West Region Offering the NYSSB (2020- 2023)	10
Figure 5F.	Percentage of Growth in Number of Schools in the New York City Region Offering the NYSSB (2020-2023).....	10
Figure 5G.	Percentage of Growth in Number of Schools in the Western Region Offering the NYSSB (2020- 2023)	10
Figure 6.	Number of High Schools Offering vs. Number of District High Schools Not Offering the NYSSB by Region (2022-23).....	12
Figure 7A.	High Schools in the Capital Region Offering vs. District High Schools Not Offering the NYSSB (2022- 23)	13
Figure 7B.	High Schools in the Hudson Valley Region Offering vs. District High Schools Not Offering the NYSSB (2022-23).....	13
Figure 7C.	High Schools in the Long Island Region Offering vs. District High Schools Not Offering the NYSSB (2022-23).....	13

Figure 7D. High Schools in the Mid-State Region Offering vs. District High Schools Not Offering the NYSSB (2022-23)..... 13

Figure 7E. High Schools in the Mid-West Region Offering vs. District High Schools Not Offering the NYSSB (2022-23)..... 14

Figure 7F. High Schools in the New York City Region Offering vs. District High Schools Not Offering the NYSSB (2022-23)..... 14

Figure 7G. High Schools in the Western Region Offering vs. District High Schools Not Offering the NYSSB (2022-23)..... 14

Figure 8A. Growth in Number of Schools in the Capital Region Offering the NYSSB as a Percentage of All District High Schools in the Region (2016-2023) 15

Figure 8B. Growth in Number of Schools in the Hudson Valley Region Offering the NYSSB as a Percentage of All District High Schools in the Region (2016-2023) 15

Figure 8C. Growth in Number of Schools in the Long Island Region Offering the NYSSB as a Percentage of All District High Schools in the Region (2016-2023) 15

Figure 8D. Growth in Number of Schools in the Mid-State Region Offering the NYSSB as a Percentage of All District High Schools in the Region (2016-2023) 15

Figure 8E. Growth in Number of Schools in the Mid-West Region Offering the NYSSB as a Percentage of All District High Schools in the Region (2016-2023) 16

Figure 8F. Growth in Number of Schools in the New York City Region Offering the NYSSB as a Percentage of All District High Schools in the Region (2016-2023) 16

Figure 8G. Growth in Number of Schools in the Western Region Offering the NYSSB as a Percentage of All District High Schools in the Region (2016-2023) 16

Figure 9. Number of Students Awarded the NYSSB by Region (2022-23) 17

Figure 10A. Number of Students Awarded the NYSSB in the Capital Region (2016-2023) 18

Figure 10B. Number of Students Awarded the NYSSB in the Hudson Valley Region (2016-2023) 18

Figure 10C. Number of Students Awarded the NYSSB in the Long Island Region (2016-2023) 18

Figure 10D. Number of Students Awarded the NYSSB in the Mid-State Region (2016-2023) 18

Figure 10E. Number of Students Awarded the NYSSB in the Mid-West Region (2016-2023) 19

Figure 10F. Number of Students Awarded the NYSSB in the New York City Region (2016-2023) 19

Figure 10G. Number of Students Awarded the NYSSB in the Western Region (2016-2023)..... 19

Figure 11. Percentage of Male, Female, and Non-Binary NYSSB Earners by Region (2022-23)..... 20

Figure 12A. Number of Students Awarded the NYSSB in the Capital Region by Gender (2020-22)..... 21

Figure 12B. Number of Students Awarded the NYSSB in the Hudson Valley Region by Gender (2020-22)..... 21

Figure 12C. Number of Students Awarded the NYSSB in the Long Island Region by Gender (2020-22)..... 21

Figure 12D. Number of Students Awarded the NYSSB in the Mid-State Region by Gender (2020-22) 21

Figure 12E. Number of Students Awarded the NYSSB in the Mid-West Region by Gender (2020-22) 22

Figure 12F. Number of Students Awarded the NYSSB in the New York City Region by Gender (2020-22) 22

Figure 12G. Number of Students Awarded the NYSSB in the Western Region by Gender (2020-22) 22

Figure 13A. Number of Students Awarded the NYSSB in the Capital Region by Race/Ethnicity
(2022-23)..... 25

Figure 13B. Number of Students Awarded the NYSSB in the Hudson Valley Region by Race/Ethnicity
(2022-23)..... 25

Figure 13C. Number of Students Awarded the NYSSB in the Long Island Region by Race/Ethnicity
(2022-23)..... 25

Figure 13D. Number of Students Awarded the NYSSB in the Mid-State Region by Race/Ethnicity
(2022-23)..... 25

Figure 13E. Number of Students Awarded the NYSSB in the Mid-West Region by Race/Ethnicity
(2022-23)..... 26

Figure 13F. Number of Students Awarded the NYSSB in the New York City Region by Race/Ethnicity
(2022-23)..... 26

Figure 13G. Number of Students Awarded the NYSSB in the Western Region by Race/Ethnicity
(2022-23)..... 26

Figure 14. Current and Ever ELLs as a Percentage of all NYSSB Earners by Region (2016-2023) 27

Figure 15A. Number of Students who Earned the NYSSB in the Capital Region by ELL Status
(2016-2023)..... 30

Figure 15B. Number of Students who Earned the NYSSB in the Hudson Valley Region by ELL Status (2016-
2023) 30

Figure 15C. Number of Students who Earned the NYSSB in the Long Island Region by ELL Status
(2016-2023)..... 31

Figure 15D. Number of Students who Earned the NYSSB in the Mid-State Region by ELL Status
(2016-2023)..... 31

Figure 15E. Number of Students who Earned the NYSSB in the Mid-West Region by ELL Status
(2016-2023)..... 32

Figure 15F. Number of Students who Earned the NYSSB in the New York City Region by ELL Status (2016-
2023) 32

Figure 15G. Number of Students who Earned the NYSSB in the Western Region by ELL Status (2016-2023) ... 33

Figure 16. Total Eligible Students who Earned the NYSSB vs. Eligible Students Not Pursuing the NYSSB from
Participating Schools by Region (2022-23) 34

Figure 17A. Students Awarded the NYSSB vs. Eligible Students Not Pursuing NYSSB in the Capital Region by ELL Status (2022-23)..... 35

Figure 17B. Students Awarded the NYSSB vs. Eligible Students Not Pursuing NYSSB in the Hudson Valley Region by ELL Status (2022-23) 35

Figure 17C. Students Awarded the NYSSB vs. Eligible Students Not Pursuing NYSSB in the Long Island Region by ELL Status (2022-23) 35

Figure 17D. Students Awarded the NYSSB vs. Eligible Students Not Pursuing NYSSB in the Mid-State Region by ELL Status (2022-23) 35

Figure 17E. Students Awarded the NYSSB vs. Eligible Students Not Pursuing NYSSB in the Mid-West Region by ELL Status (2022-23)..... 36

Figure 17F. Students Awarded the NYSSB vs. Eligible Students Not Pursuing NYSSB in the New York City Region by ELL Status (2022-23) 36

Figure 17G. Students Awarded the NYSSB vs. Eligible Students Not Pursuing NYSSB in the Western Region by ELL Status (2022-23)..... 36

Figure 18A. Primary Languages in which the NYSSB was Awarded in the Capital Region (2022-23) 37

Figure 18B. Secondary Languages in which the NYSSB was Awarded in the Capital Region (2022-23) 37

Figure 18C. Tertiary Languages in which the NYSSB was Awarded in the Capital Region (2022-23) 37

Figure 18D. Quaternary Languages in which the NYSSB was Awarded in the Capital Region (2022-23) 37

Figure 19A. Primary Languages in which the NYSSB was Awarded in the Hudson Valley Region (2022-23) 38

Figure 19B. Secondary Languages in which the NYSSB was Awarded in the Hudson Valley Region (2022-23) 38

Figure 19C. Tertiary Languages in which the NYSSB was Awarded in the Hudson Valley Region (2022-23) 38

Figure 20A. Primary Languages in which the NYSSB was Awarded in the Long Island Region (2022-23) 39

Figure 20B. Secondary Languages in which the NYSSB was Awarded in the Long Island Region (2022-23) 39

Figure 20C. Tertiary Languages in which the NYSSB was Awarded in the Long Island Region (2022-23) 39

Figure 21A. Primary Languages in which the NYSSB was Awarded in the Mid-State Region (2022-23) 40

Figure 21B. Secondary Languages in which the NYSSB was Awarded in the Mid-State Region (2022-23) 40

Figure 21C. Tertiary Languages in which the NYSSB was Awarded in the Mid-State Region (2022-23) 40

Figure 22A. Primary Languages in which the NYSSB was Awarded in the Mid-West Region (2022-23) 41

Figure 22B. Secondary Languages in which the NYSSB was Awarded in the Mid-West Region (2022-23) 41

Figure 23A. Primary Languages in which the NYSSB was Awarded in the New York City Region (2022-23) 42

Figure 23B. Secondary Languages in which the NYSSB was Awarded in the New York City Region (2022-23) 42

Figure 24A. Primary Languages in which the NYSSB was Awarded in the Western Region (2022-23) 43

Figure 24B. Secondary Languages in which the NYSSB was Awarded in the Western Region (2022-23)43

Figure 24C. Tertiary Languages in which the NYSSB was Awarded in the Western Region (2022-23)43

Figure 25. Number of Schools that Awarded the NYSSB in Two World Languages in Addition to English by Region (2020-2023).....44

Figure 26. Number of Schools that Awarded the NYSSB in Three World Languages in Addition to English by Region (2020-2022).....47



*2023 NYSSB graduates from Edward R. Murrow HS
(Photo courtesy of NYCPS)*

Tables

Table 1.	Number of High Schools Offering the NYSSB by Region and Percentage of Total NYSSB Schools Represented by Region (2022-23)	6
Table 2.	High Schools Offering the NYSSB as a Percentage of Total High Schools in Region (2022-23).....	12
Table 3.	NYSSB Earners by Race/Ethnicity by Region (2020-2023).....	24
Table 4.	Number of Students Awarded the NYSSB by ELL Status by Region (2016-2023)	29
Table 5A.	Schools in the Capital Region with Students who Earned the NYSSB in Two World Languages in Addition to English (2022-23)	46
Table 5B.	Schools in the Hudson Valley Region with Students who Earned the NYSSB in Two World Languages in Addition to English (2022-23).....	46
Table 5C.	Schools in the Long Island Region with Students who Earned the NYSSB in Two World Languages in Addition to English (2022-23)	47
Table 5D.	Schools in the Mid-State Region with Students who Earned the NYSSB in Two World Languages in Addition to English (2022-23)	47
Table 5E.	Schools in the Mid-West Region with Students who Earned the NYSSB in Two World Languages in Addition to English (2022-23)	47
Table 5F.	Schools in the New York City Region with Students who Earned the NYSSB in Two World Languages in Addition to English (2022-23)	48
Table 5G.	Schools in the Western Region with Students who Earned the NYSSB in Two World Languages in Addition to English (2022-23)	48
Table 6A.	Schools in the Capital Region with Students who Earned the NYSSB in Three World Languages in Addition to English (2022-23)	49
Table 6B.	Schools in the Hudson Valley Region with Students who Earned the NYSSB in Three World Languages in Addition to English (2022-23).....	49
Table 6C.	Schools in the Long Island Region with Students who Earned the NYSSB in Three World Languages in Addition to English (2022-23)	49
Table 6D.	Schools in the Mid-State Region with Students who Earned the NYSSB in Three World Languages in Addition to English (2022-23)	49
Table 6E.	Schools in the Western Region with Students who Earned the NYSSB in Three World Languages in Addition to English (2022-23)	49
Table 7.	Students who Earned the NYSSB in Four World Languages in Addition to English (2022-23).....	50

References

Chou, Arthur. *The Seal of Biliteracy*, 1 Apr. 2024, 9:00, www.sealofbiliteracy.org/.

New York State Department of Education (NYSED) (2019). *The New York State Seal of Biliteracy 2018-19 Report*. By the Office of Bilingual Education and World Languages.

New York State Department of Education (NYSED) (2020). *The New York State Seal of Biliteracy 2019-20 Report*. By the Office of Bilingual Education and World Languages.

New York State Department of Education (NYSED) (2022). *The New York State Seal of Biliteracy 2020-21 Report*. By the Office of Bilingual Education and World Languages.

New York State Department of Education (NYSED) (2023). *The New York State Seal of Biliteracy 2021-22 Report*. By the Office of Bilingual Education and World Languages.

New York State Department of Education (NYSED) (2024). *The New York State Seal of Biliteracy 2022-23 Report*. By the Office of Bilingual Education and World Languages.