



# Prekindergarten Programming Highlights From The Field

---


## Presenters:

Tanya Amodio-Kovacs, Office of Early Learning

Joelle Hendry and Vanessa Phillips, Pulaski Academy and Central Schools

Ashley Young and Lindsay Krawczyk, Buffalo Public Schools



Office  of  
Early  
Learning





**Hendrick Hudson School District**



**Questar III BOCES**



**Lyndonville CSD**





# Pulaski Academy and Central Schools

---

**Lura M. Sharp Elementary**

Joelle Hendry, Principal

Vanessa Phillips, Director of Special Programs



# Pulaski, NY

- Small, rural district along the Salmon River
  - 1 elementary school
    - Approx. 430 students Pre-K-5
  - 1 middle-high school
    - Approx. 540 students 6-12
- 53% economically disadvantaged
- 5% homeless
- 16% students with disabilities
- 95% white, 2% multiracial, 2% Hispanic or Latino, and 1% Asian or Native Hawaiian/Pacific Islander





# Prekindergarten at Lura M. Sharp

- 3 classes
- 2 half day classes (UPK)
  - AM
  - PM
- 1 full day class (SUFDPK)
- No Community Based Organizations





# Community Needs

---

- Little Luke's closed its doors
- Pinnacle closed its Prekindergarten program
- There was a need for full day programming for children





# Prekindergarten Program Goals

---

Provide children and families with a high-quality Prekindergarten that focuses on:

- Academic foundational skills
- Social and emotional support
- Nutritional programs
- Development of social skills to foster peer relationships
- Opportunities to practice fine and gross motor skills



# Community Partnerships

- ❑ School Based Health Center
  - Medical
  - Dental
  - Counseling
- ❑ Backpack Program
- ❑ Lion's Club Holiday Baskets
- ❑ Fire Safety with Local Department
- ❑ Town Summer Recreation Program
- ❑ Pulaski Welcome Center (OCO)





# Family and Community Engagement

---



- Prekindergarten Orientation and Screening
- Open House
- Family Fun Night
- Kindergarten Screening

# Benefits of Prekindergarten Program





# Benefits of Prekindergarten Program

---

- ☐ Breakfast
- ☐ Lunch
- ☐ Healthy Snack
- ☐ Rest/Quiet time
- ☐ Small group instruction



# Benefits of Prekindergarten Program

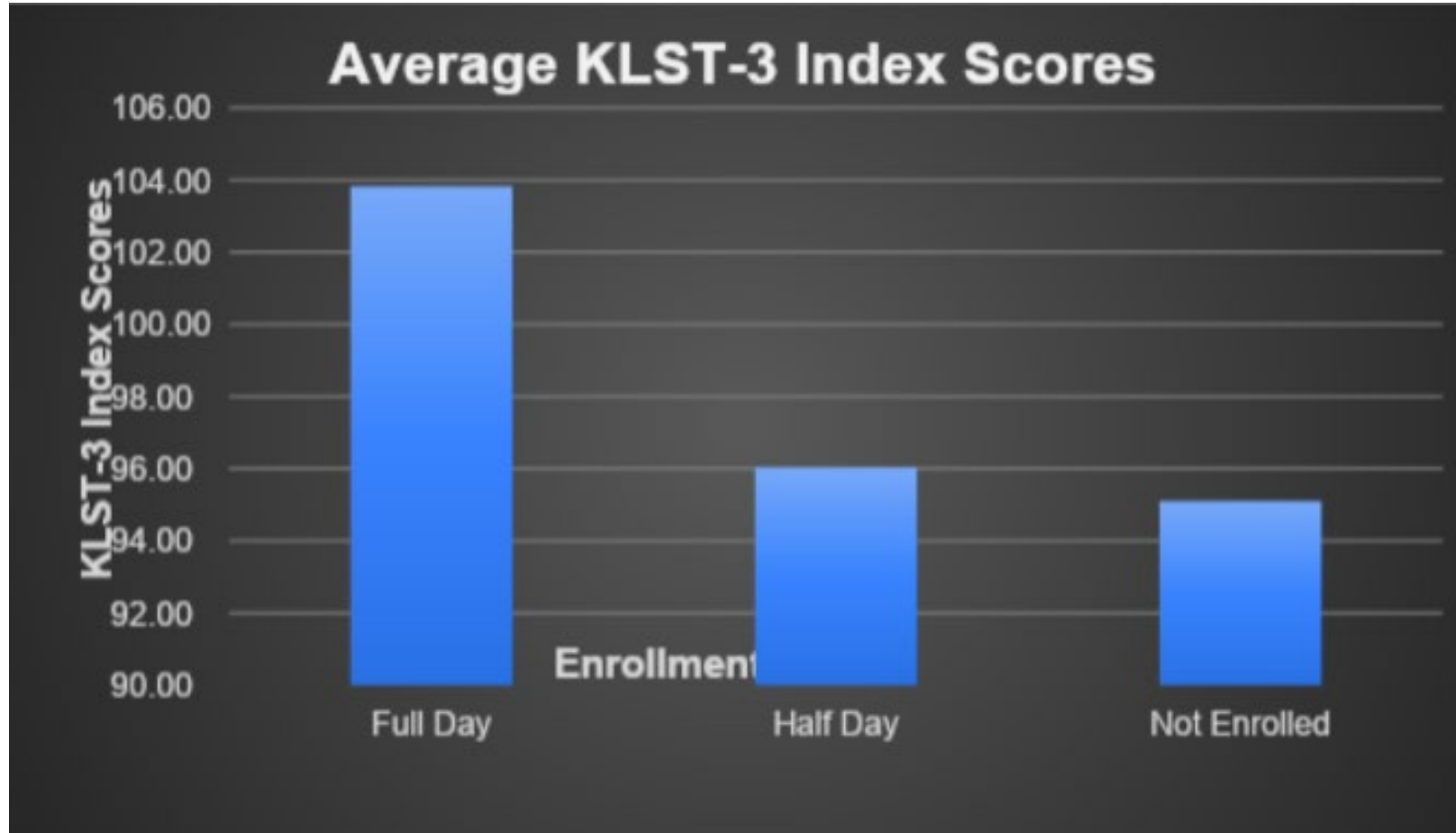
---

- ❑ Core Knowledge Language Arts
- ❑ Eureka Math
- ❑ Heggerty
- ❑ Second Step
  - Skills for Learning
  - Empathy
  - Emotion Management
  - Friendship skills and problem solving





# Benefits of Prekindergarten Program



# Benefits of Prekindergarten Program

---

- ❑ **Data meetings**
  - Brigance Screen III
  - Brigance Inventory of Early Development III
  - Behavioral observations
  - In-class assessments
- ❑ **Grade level meetings**
- ❑ **Vertical collaborations**





# Benefits of the Prekindergarten Program

---

- ❑ Stronger phonemic awareness skills
- ❑ Improved expressive and receptive language skills
- ❑ Improved self-help skills
- ❑ Increased ability to problem solve
- ❑ Increased background knowledge
- ❑ Better stamina to perform tasks throughout the day
- ❑ Increased ability to transition throughout the day
- ❑ Improved fine motor skills
- ❑ Improved student learning behaviors







# Buffalo Public Schools

---

Ashley M. Young, Director of Elementary & Early Childhood  
Education

Lindsay Krawczyk, Supervisor of Early Childhood Education

# Buffalo City School District Demographics

- 39 Elementary Schools / 21 High schools = 60
- Total number of students enrolled - 30,837
- Economically Disadvantaged - 21,622
- ELL Population - 5,665
- Sped identified - 6,639
- Languages represented - 79







# BCSD UPK Demographics

---

- BCSD serves 2,116 UPK students
- 98 classrooms in 37 district buildings
- 23 classrooms in 15 community-based sites
- 135 classrooms total
- 277 SPED Identified
- 631 PreK EML students

A solid orange vertical bar is positioned on the left side of the slide, extending from the top to the bottom.

# UPK Instructional Programming Overview



### Writing Center Materials

- Writing Center Desk
- Mailbox
- Writing Desk Containers
- Jumbo Crayons
- Jumbo Colored Pencils
- Jumbo Markers
- Dry Erase Markers
- Dry Erase Boards
- Stickers
- Alphabet Stamps
- Ink Pads
- Copy Paper
- Colored Paper
- Hole Punch
- Envelopes
- Theme Related Children's Book
- Magic Writing Boards

Writing materials are to be put in a container with a corresponding picture label so that students can sort while they are cleaning up their area.



### ABC Center Materials

- Magnetic Letters
- ABC Puzzles
- Alpha-bots
- Magnetic Letter Tiles
- Magnetic Letter Builders
- Alphabet Cones
- Tactile Liquid Letters
- Construct -A-Letter
- Alphabet Books


The ABC Center should provide children with the opportunity to explore the letters of the alphabet and their sounds. The ABC materials in this area should be inviting and rotated on a regular basis. Student name cards with photos should also be available.



### Reading Center Materials

- Book Browsing Shelf
- Comfy Couch
- Variety of Children's Books- Categorized by Theme and Color-Coded for Easy Matching
- Picture Labels for Book Categories
- Digital Books (QR Codes)
- Flannel Board
- Story Retelling Props
- Puppets

The Reading Center should be a clear, defined space in your classroom with places for students to sit and read. Materials should be organized, labeled, and rotated based on the current theme. Students should be encouraged to "read" books, retell stories, and use proper book handling techniques.



## Learning Center Exemplars

### Math Center Materials

- Pattern Blocks
- Teddy Bear Counters
- Transportation Counters
- Animal Counters
- Links
- Dinosaur Counters
- Number Bots
- Number Tiles
- Connecting Cubes
- Bristle Blocks
- Shape Puzzles
- Math Picture Books
- Paper
- Markers
- Table or Floor Space for Exploration

**The Math Center should be stocked with inviting and intriguing materials. Math manipulatives are to be put in a container with a corresponding picture label so that students can sort while they are cleaning up their area. Materials can be rotated out and a picture of a stop sign can be placed on selected bins to help students identify which bins are to be used.**



### Science Center Materials

- Small Table
- 2 Student Chairs
- Theme Related Science Book
- Science Vocabulary Photo Cards
- Trays to hold student materials
- Goggles
- Magnifying Glasses
- Rotating Science Materials (test tubes, eye droppers, magnetic wands, color paddles, science viewers, butterfly pavilion, etc.)

**The Science Center is interesting, inviting, and offers children opportunities to explore, discover, and use their senses. Science materials are to be organized, labeled, and well stocked.**



### Block Center Materials

- Wooden Blocks
- Foam Blocks
- Block Play People (diverse variety)
- Vehicles (air, land, sea, town)
- Traffic Signs
- Community Garages
- Books about Building, Construction, and/or Transportation
- Paper and Writing Tools
- Open top containers or baskets that are the same color for block play people, vehicles, and traffic signs

**All bins should have a corresponding picture label.**

**Each block shape should have a corresponding footprint adhered to the shelf where it belongs so students can sort while they are cleaning up their area.**






# Striving for Continuity

Using SED feedback and guidance to streamline our instructional model









# Farm to Table


































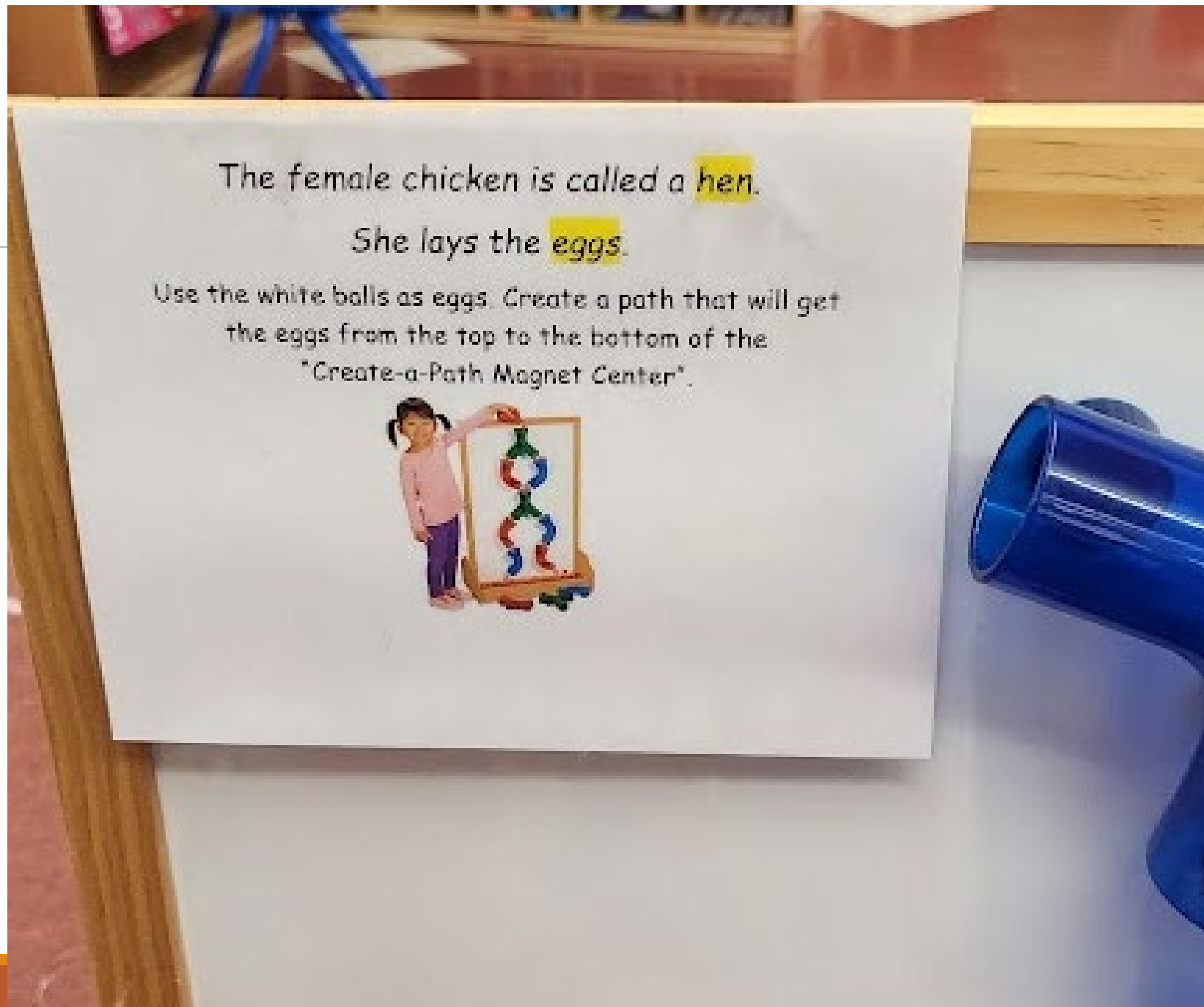






Corn  
Field

Chicken  
House



The female chicken is called a hen.

She lays the eggs.

Use the white balls as eggs. Create a path that will get the eggs from the top to the bottom of the "Create-a-Path Magnet Center".





Can you make a barn using legos?



Can you make a house for the farmer using magnatiles?



Can you make a tractor with Legos or bristle blocks?



Can you make a corral with bristle blocks?



Bristle Blocks



magnetic science tiles

Lego Blocks



Lego animals and people

CAN YOU BUILD A BARN?





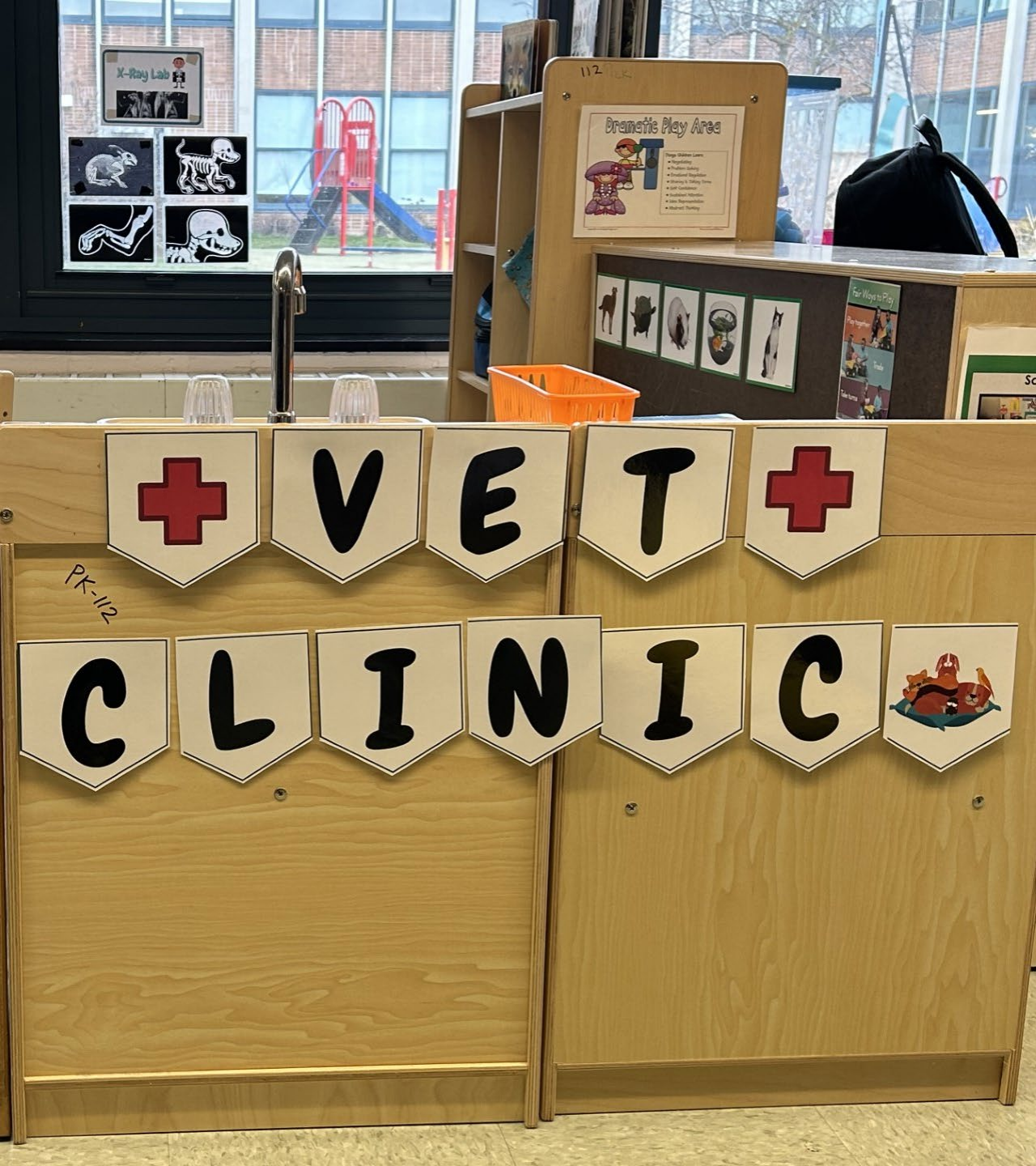


# Everyday Helpers

















I want to be a Doctor

Kaiyan



I want to be a firefighter

Finn English



I want to be a teacher

Robby



I want to be a Police Officer

Nico



I want to be a Police officer



I want to be a Doctor



Eilish



I want to be a Veterinarian



I want to be a Doctor





I want to be a

Bonnet +

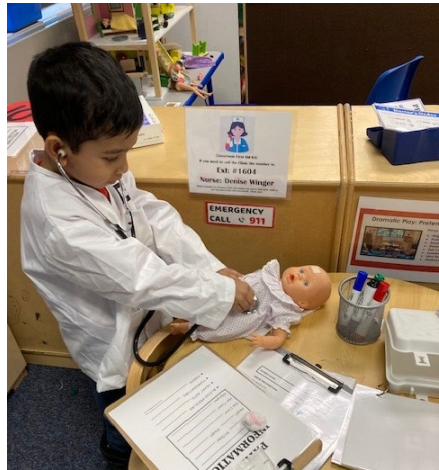






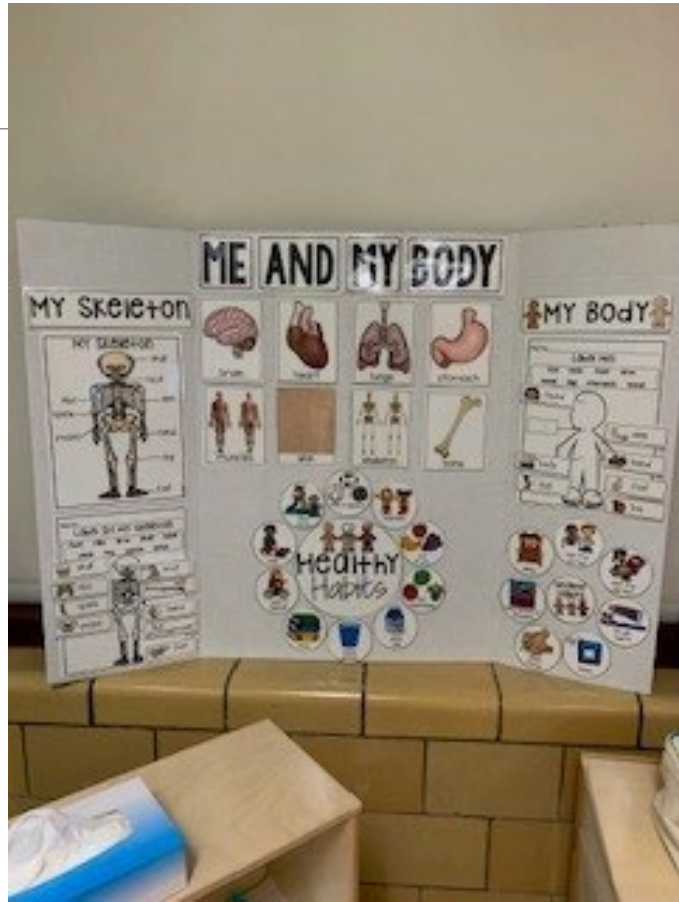
# Taking Care

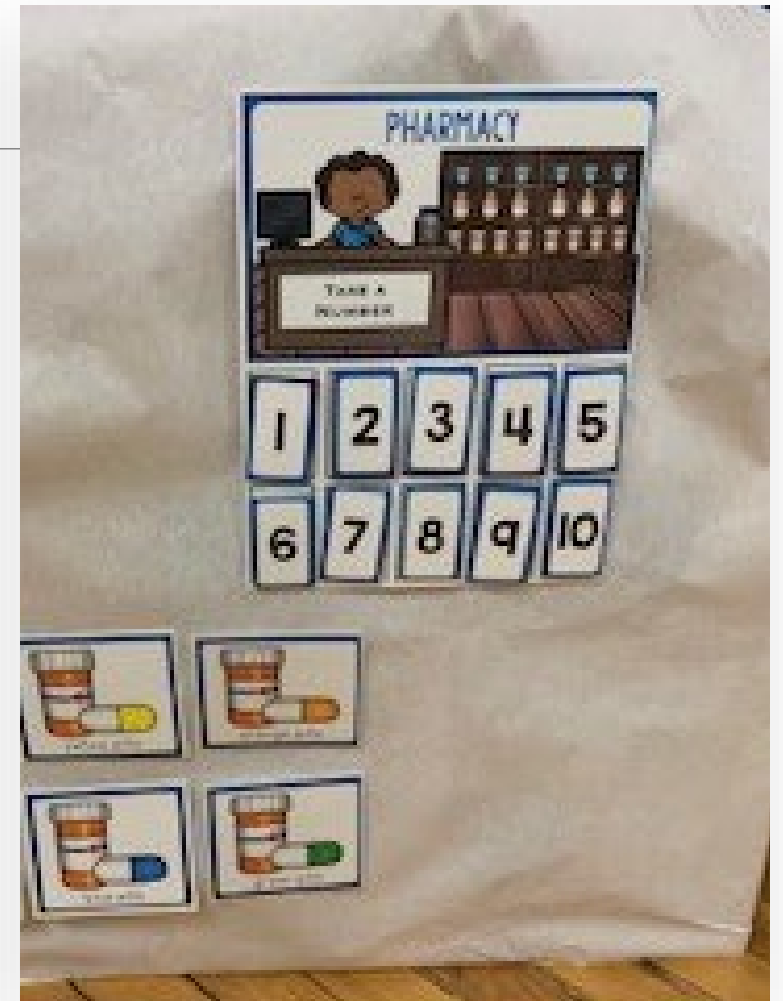




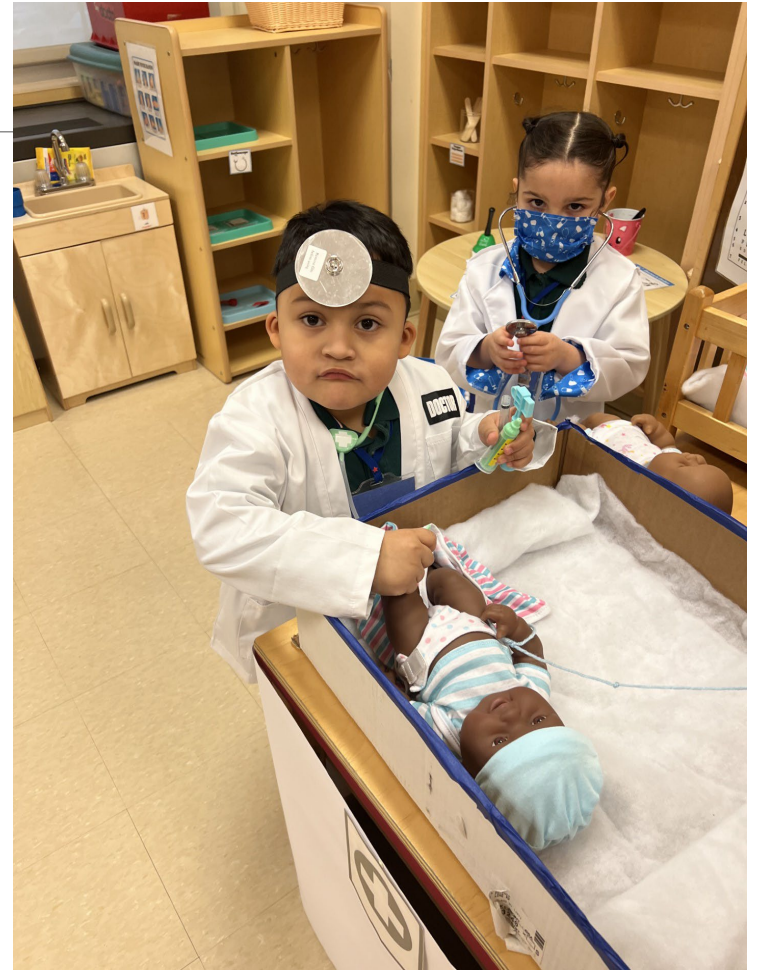




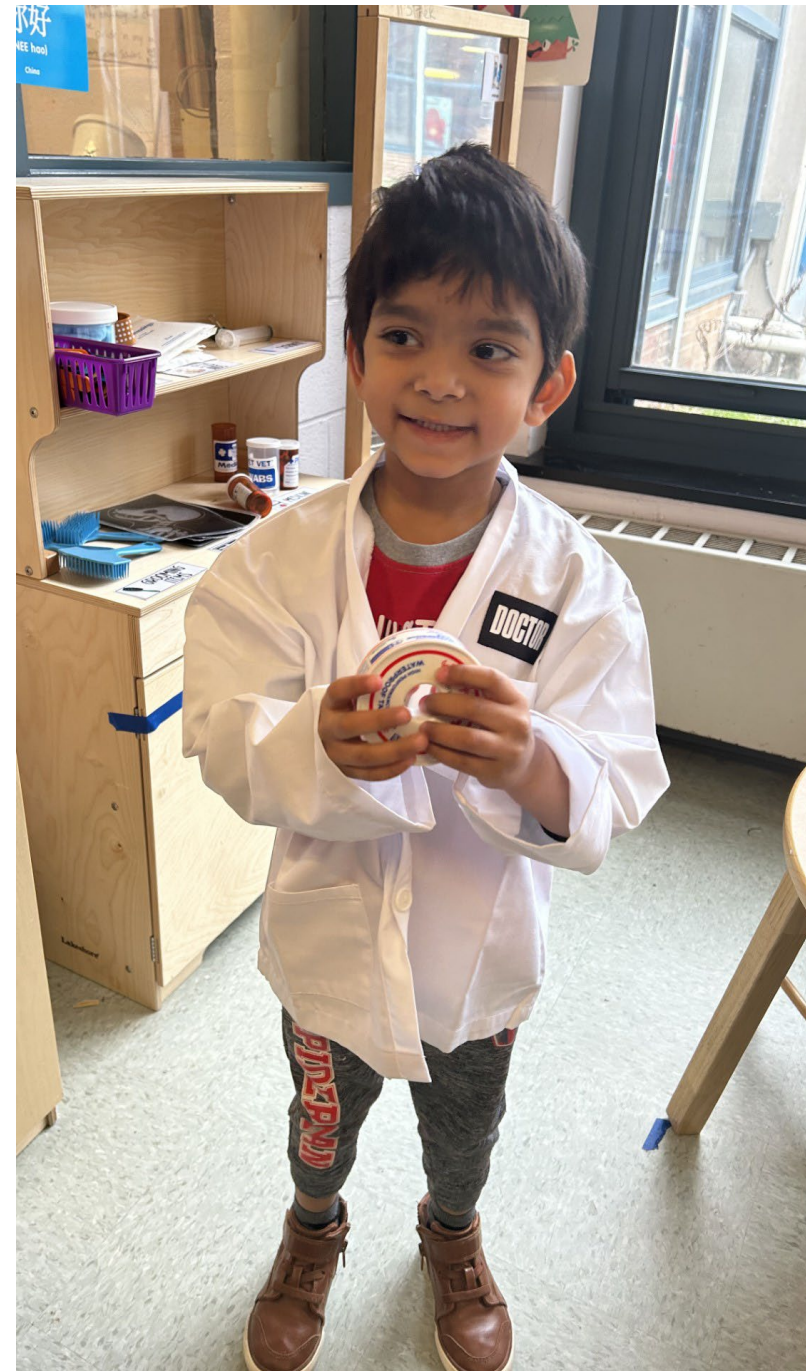
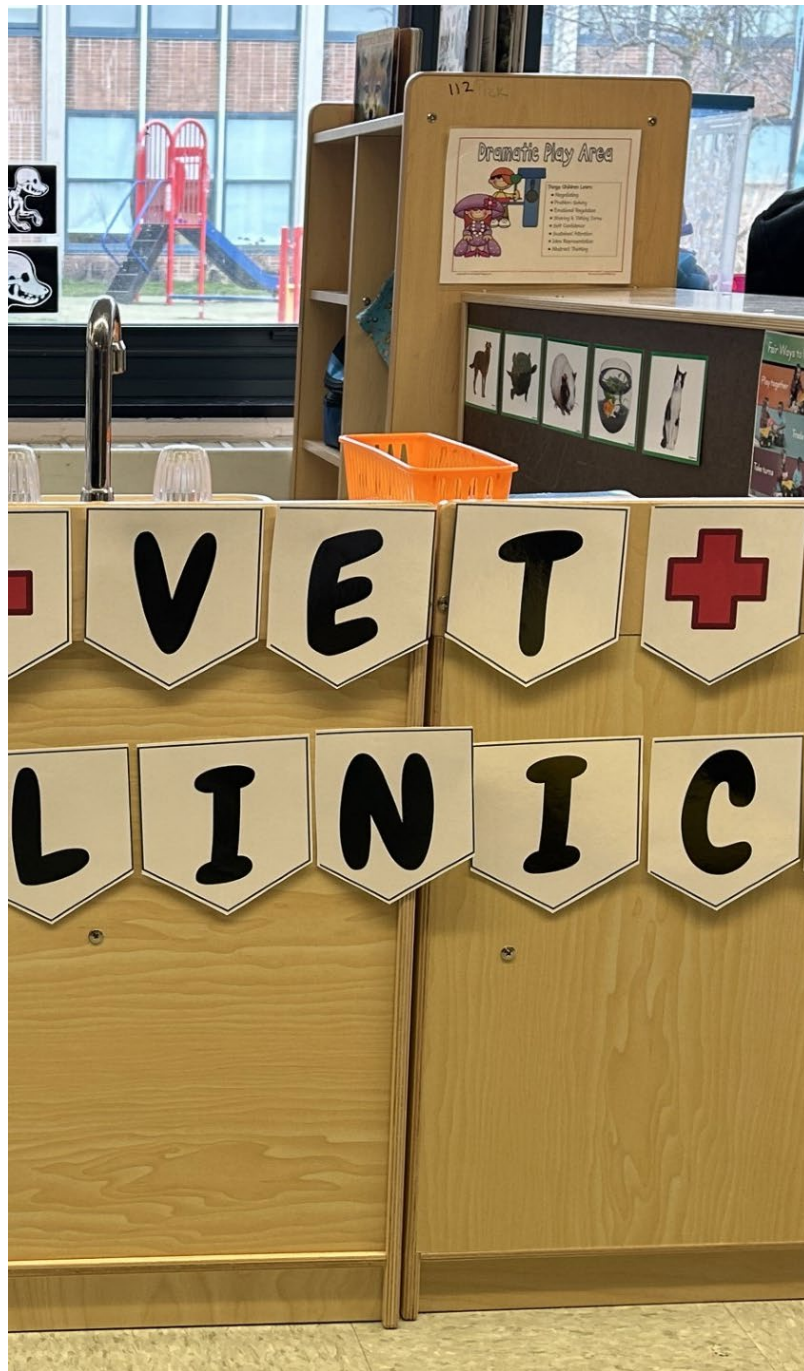














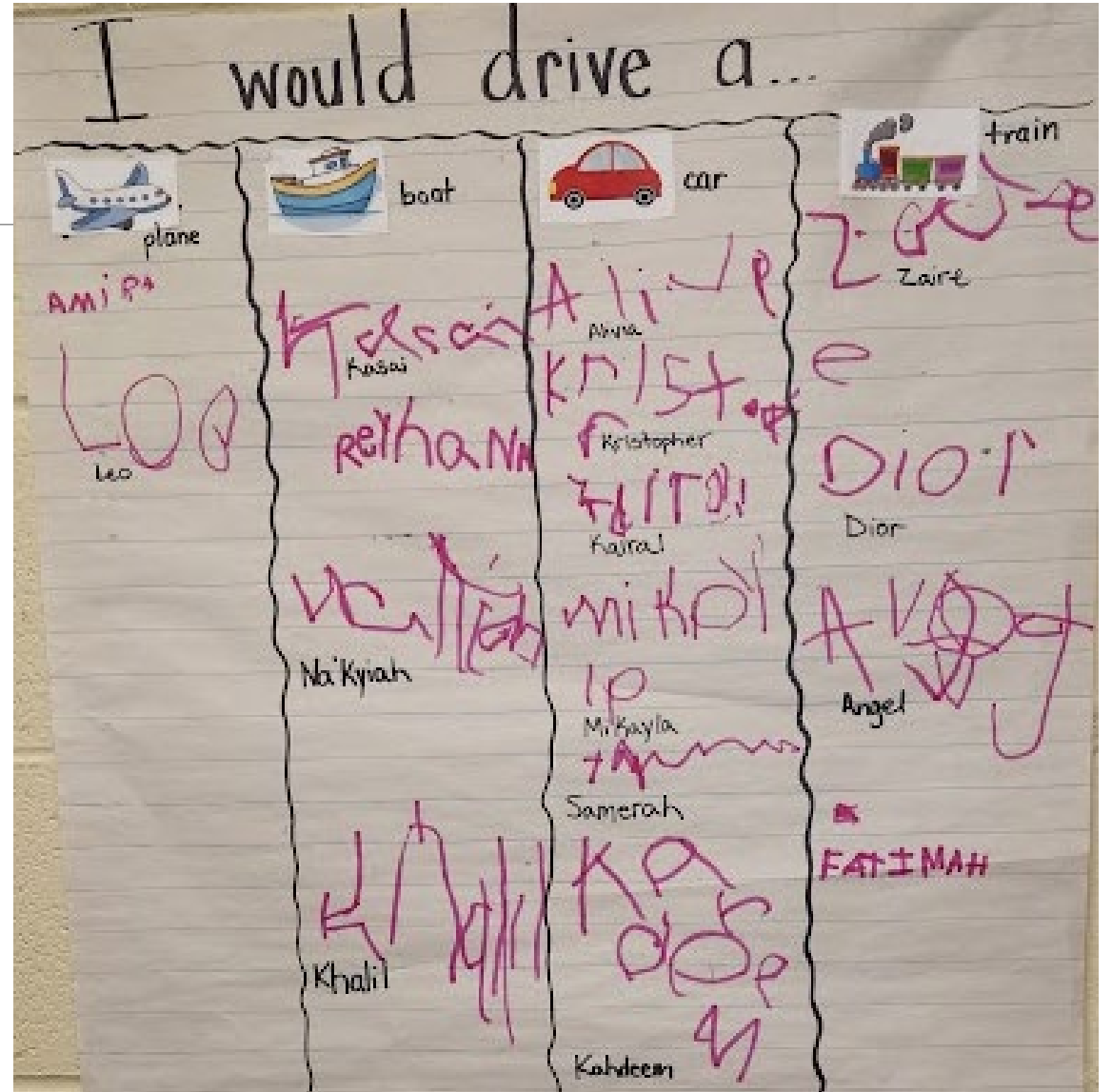
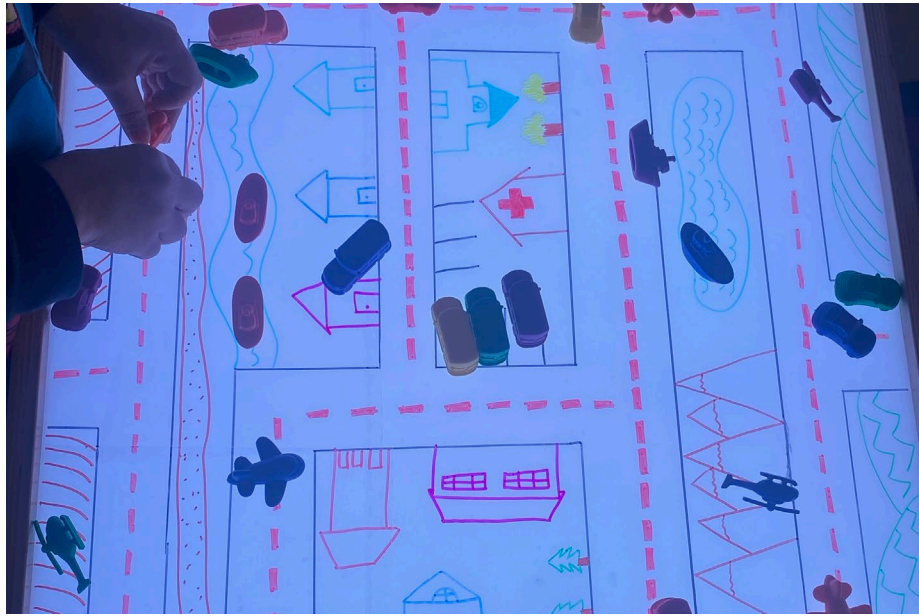




On the Go
















Morning Message


Good Morning!

Today is Monday.

There are 7 girls here today.

There are 10 boys here today.

Can you name a part  
of a train?











Learn  
about  
the  
automobile  
and  
how  
it  
works  
and  
how  
to  
drive

Waiting  
Room

AUTO REPAIR

EMPLOYMENT  
OFFICE

ROUTE  
66









NEW YORK  
**REID**  
EXCELSIOR

**STOP**

NEW YORK  
**REID**  
EXCELSIOR

**STOP**

NEW YORK  
**BRIDGET**  
EXCELSIOR

NEW YORK  
**MAX B**  
EXCELSIOR



NEW YORK  
**MAX P**  
EXCELSIOR

**STOP**

































# My Five Senses














I have  
5  
Senses just  
for me.  
See hear   
touch and smell   
taste

Science of Air Center  
  
How do we breathe?  
What is air?  
How does air move?  
What is the air made of?

Tricky, Tricky Insects!  
  
The world is full of insects.  
Some are helpful, some are not.  
Some are big, some are small.  
Some are scary, some are cool.

A wooden storage unit containing a row of green plastic cups on the top shelf, a blue bin with colorful scissors, a box of tissues, and a stack of green containers on the bottom shelf.

A black table with various educational materials: a red bin with sticks, a blue bin with a small orange object, a clear jar with colorful beads, a purple poster titled 'Feel in My Hands', a white bin, and a worksheet with a table structure.





Create  
-IT-  
Station

---



# Let's Pretend Station


---

## Pilot Program

- Create-It-stations sent to 12 classrooms
- Applicants must work with their liaison to develop and share ideas, photos etc. of DAP materials and resources
- Post in Prekindergarten Schoology
- MUST have the space for setup/storage















# FIVE BY 25!



# 1

Eliminate opportunity and achievement gaps by providing excellent and equitable student outcomes for all.



# 2

Access to educational excellence and accelerated learning by assuring that all students have access to high quality instruction that is cultural and linguistically responsive in all classrooms in all BPS schools.



## District Goals

---



# Goal 1

## Eliminate Opportunity and Achievement Gaps

*Equitable and excellent student outcomes for all*

2022 - 2025

Buffalo Public Schools  
Strategic Plan



### Commitments

- 1.1 Provide focused and intense science-based reading interventions for all children in grades 3Y to grade 3 to ensure that all students are progressing towards becoming proficient readers at the end of the 3rd grade.

# Goal 2

## Access To Educational Excellence, Accelerated Learning, and Enhanced Operations and Facilities Maximization



*Assurance that all students have access to high quality instruction and culturally and linguistically responsive classrooms in all schools*


- 2.2 Ensure that all curricula entail rigorous, culturally and linguistically affirming content that integrates student wellness into the educational experience. Clearly define a few well-defined, high impact instructional strategies that support academic learning.



# Culturally Responsive Teaching Practices








# CLRI: Making Empanadas





# Celebrating Ramadan & Diwali






















# Family Engagement





# Fall Fest



# Night at the Museum

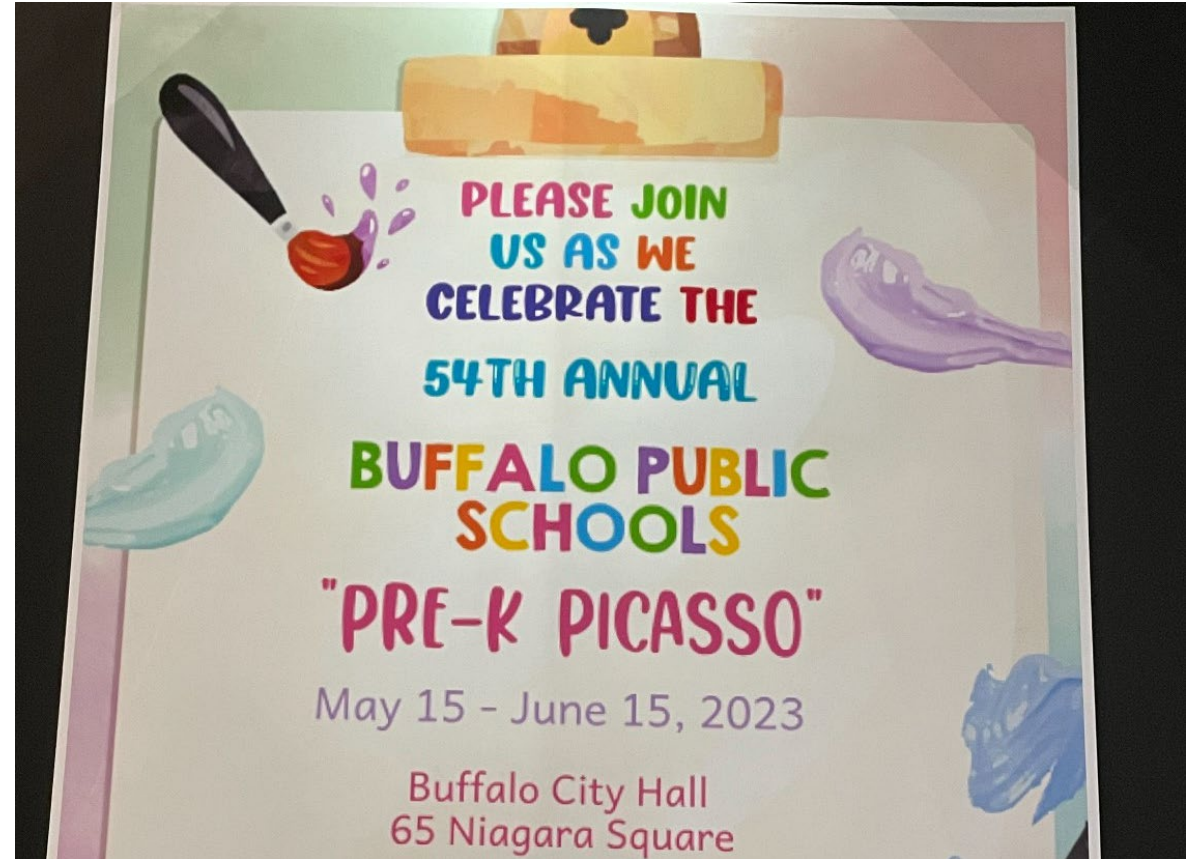









# PreK Picasso at Buffalo City Hall











PARENT MEETINGS





# Parent Summit






# Benefits of UPK: Social Emotional Learning Supports

---










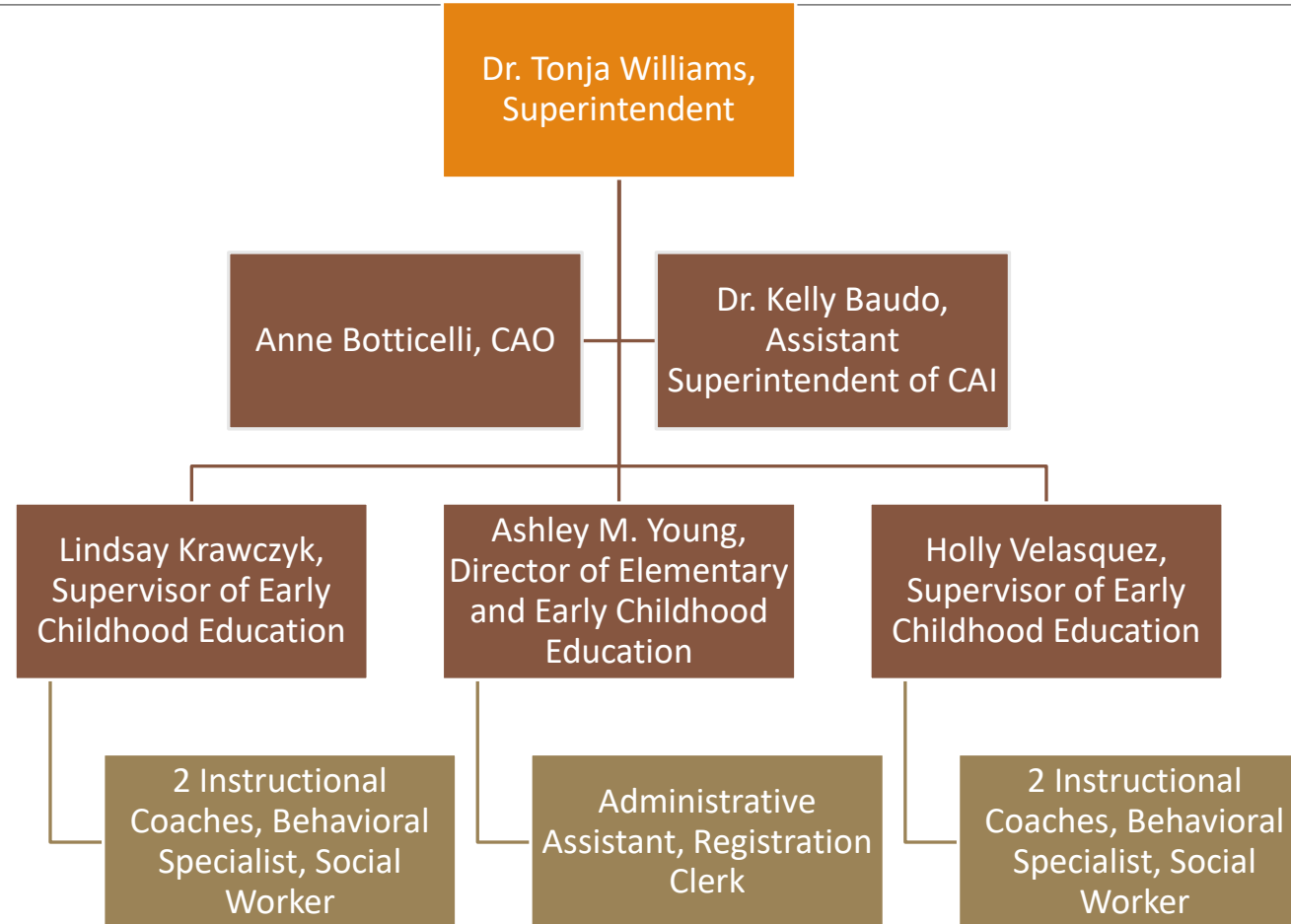






# UPK Team

---





A solid orange vertical bar is positioned on the left side of the slide, extending from the top to the bottom.

# UPK Professional Development & New Teacher Academy

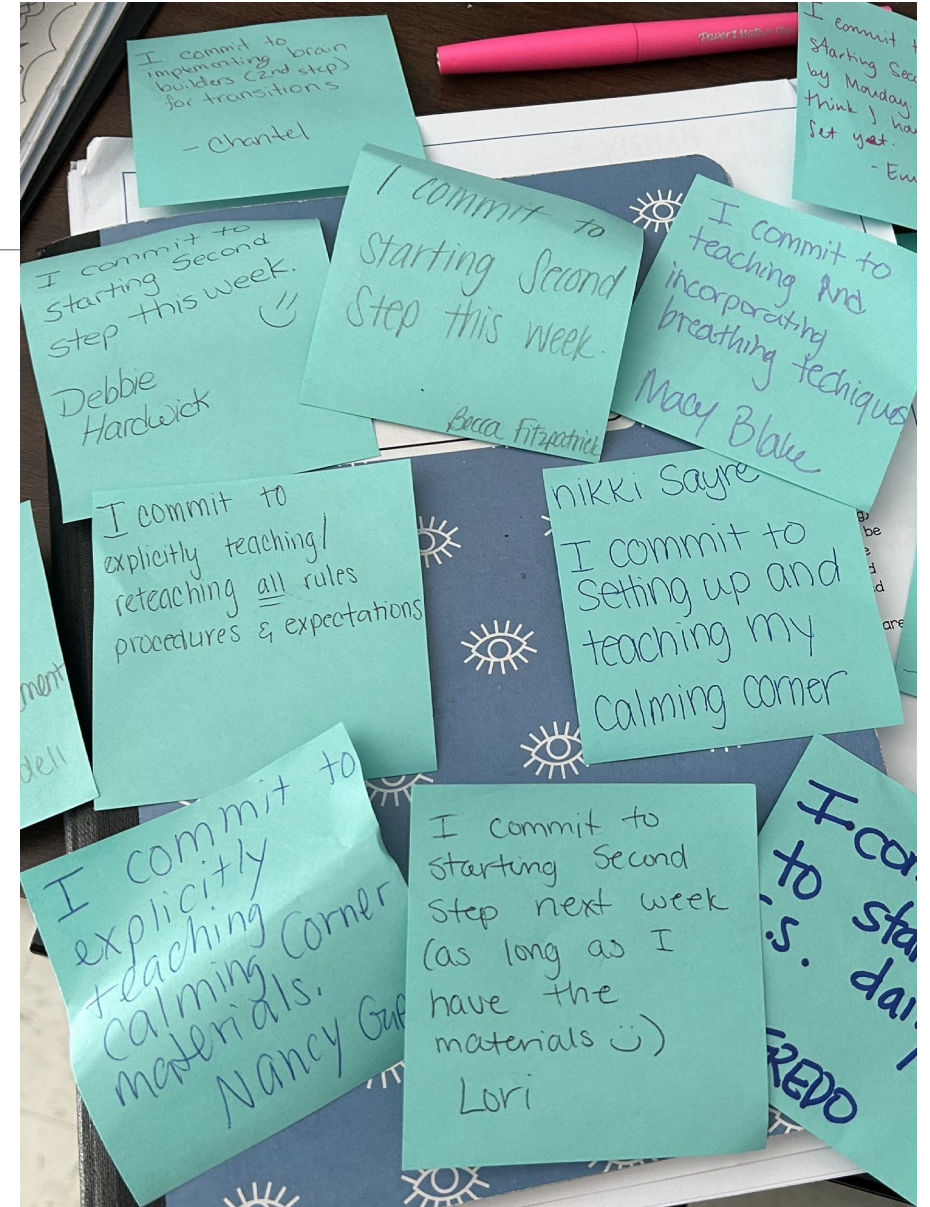


## Theme 6: Farm to Table

- **Blocks**: use cultural home pics - build and have a meal.
- **Dramatic**: vet care - take care of farm animals - milk/collect eggs.
- **ABC**: Farm books, explore, draw, talk about etc.
- **Writing**: "plant" seeds in green play dough for letter of week.
- **Math**: Count and sort farm animal foods.
- **Art**: Make farm animals with mold and clay.
- **Science**: use 5 senses - straw, fur, food etc.
- **Sensory**: sm. group sen. center - try new foods











# ASHLEY M. YOUNG

DIRECTOR OF ELEMENTARY & EARLY  
CHILDHOOD EDUCATION

[AYOUNG@BUFFALOSCHOOLS.ORG](mailto:AYOUNG@BUFFALOSCHOOLS.ORG)

---

# LINDSAY KRAWCZYK

SUPERVISOR OF EARLY  
CHILDHOOD EDUCATION

[LKKRAWCZYK@BUFFALOSCHOOLS.ORG](mailto:LKKRAWCZYK@BUFFALOSCHOOLS.ORG)





Questions?

---