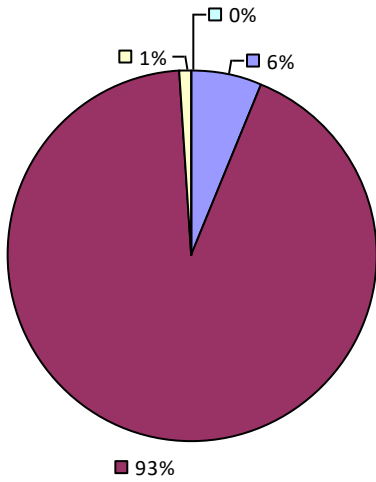


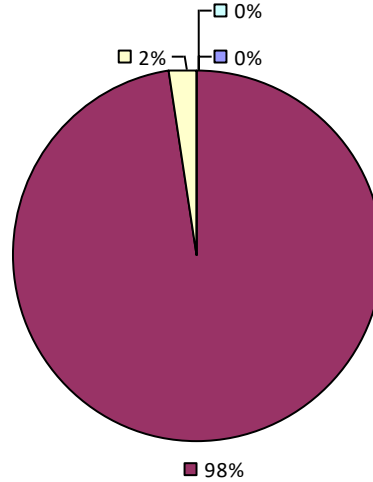
# ADDISON CSD

## 2018-19 TEACHER EVALUATION RESULTS

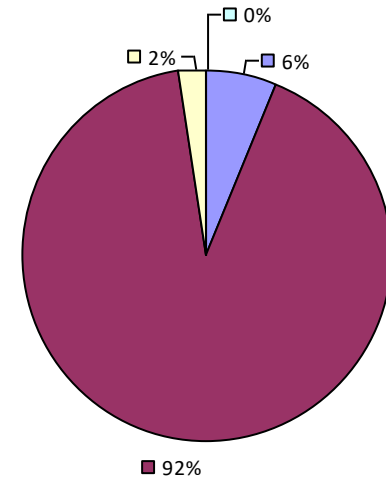
Student Performance



Teacher Observation



Overall Rating



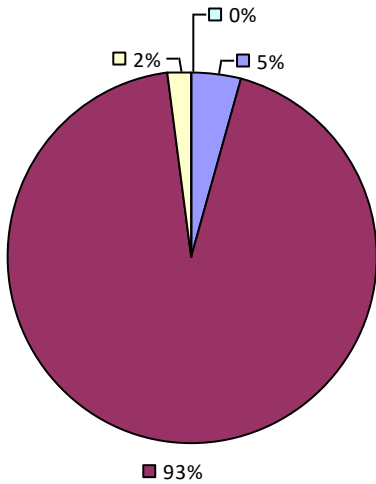
2018-19 PRINCIPAL EVALUATION RESULTS NOT SHOWN DUE TO SUPPRESSION\*

\* Data is suppressed if 100% of teachers/principals received the same rating or if the total teachers/principals in an LEA is less than five.

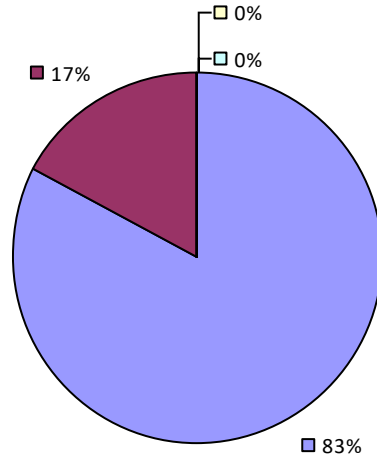
# ADIRONDACK CSD

## 2018-19 TEACHER EVALUATION RESULTS

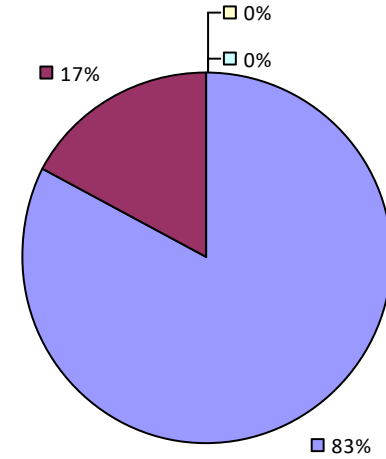
### Student Performance



### Teacher Observation



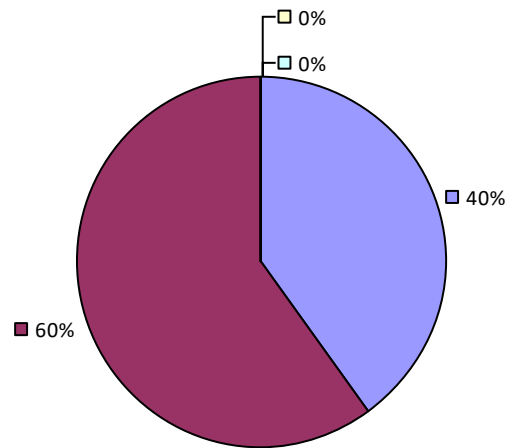
### Overall Rating



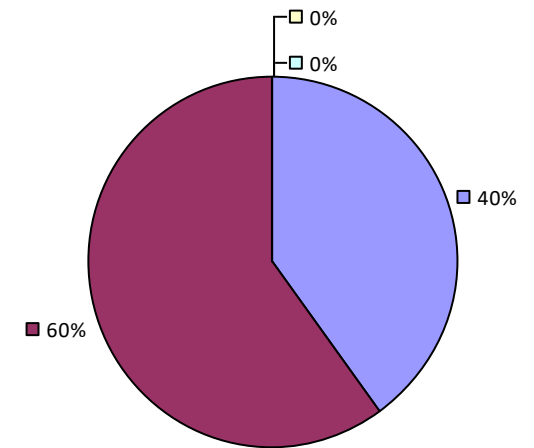
## 2018-19 PRINCIPAL EVALUATION RESULTS

Student performance results not shown due to suppression\*

### Principal School Visits



### Overall Rating

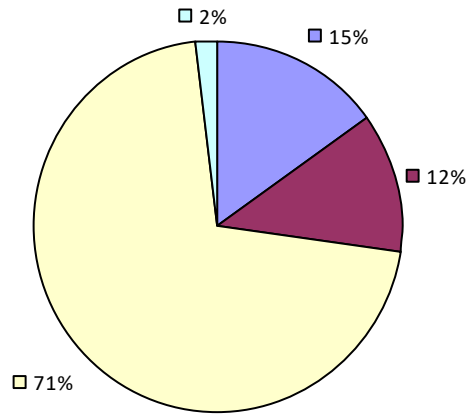


\* Data is suppressed if 100% of teachers/principals received the same rating or if the total teachers/principals in an LEA is less than five.

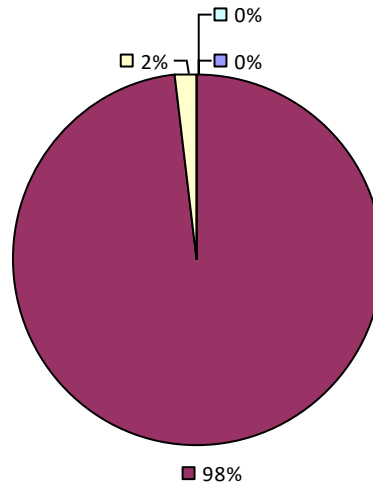
# AFTON CSD

## 2018-19 TEACHER EVALUATION RESULTS

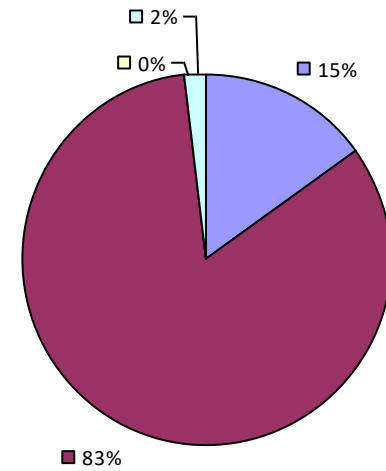
### Student Performance



### Teacher Observation



### Overall Rating



2018-19 PRINCIPAL EVALUATION RESULTS NOT SHOWN DUE TO SUPPRESSION\*

\* Data is suppressed if 100% of teachers/principals received the same rating or if the total teachers/principals in an LEA is less than five.

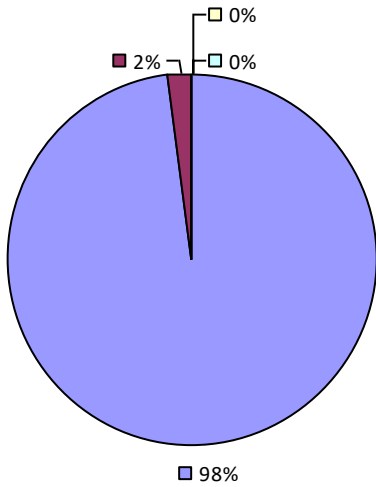
# AKRON CSD

## 2018-19 TEACHER EVALUATION RESULTS

### Student Performance

Teacher observation results not shown due to suppression\*

Overall results not shown due to suppression\*



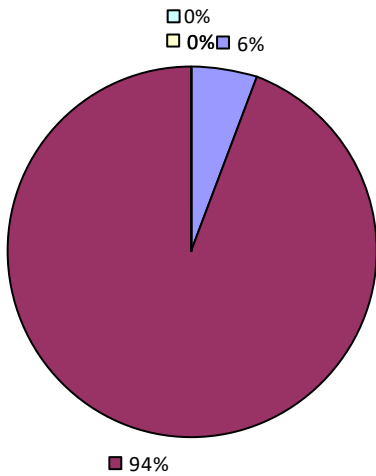
## 2018-19 PRINCIPAL EVALUATION RESULTS NOT SHOWN DUE TO SUPPRESSION\*

\* Data is suppressed if 100% of teachers/principals received the same rating or if the total teachers/principals in an LEA is less than five.

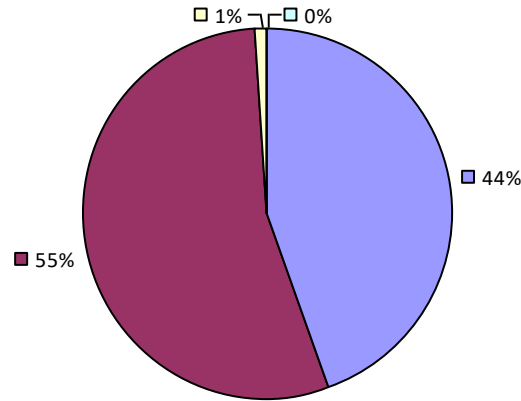
# ALBANY CITY SD

## 2018-19 TEACHER EVALUATION RESULTS

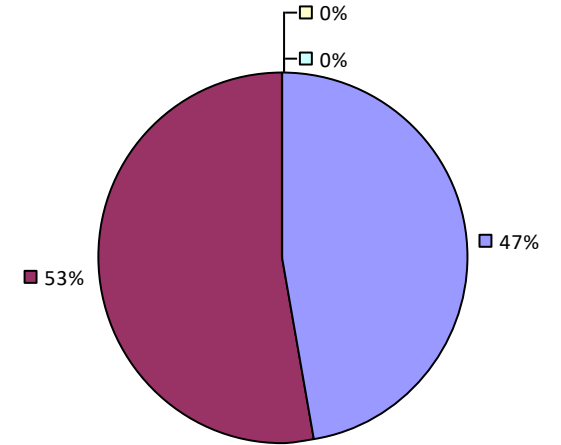
Student Performance



Teacher Observation



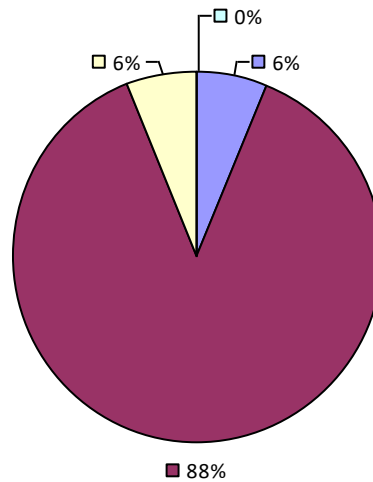
Overall Rating



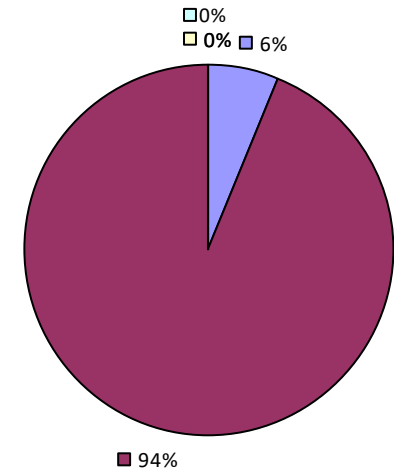
## 2018-19 PRINCIPAL EVALUATION RESULTS

Student performance results not shown due to suppression\*

Principal School Visits



Overall Rating

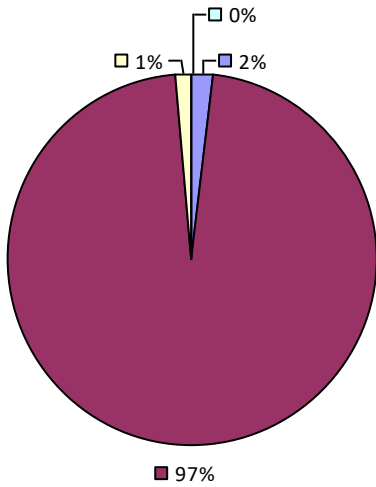


\* Data is suppressed if 100% of teachers/principals received the same rating or if the total teachers/principals in an LEA is less than five.

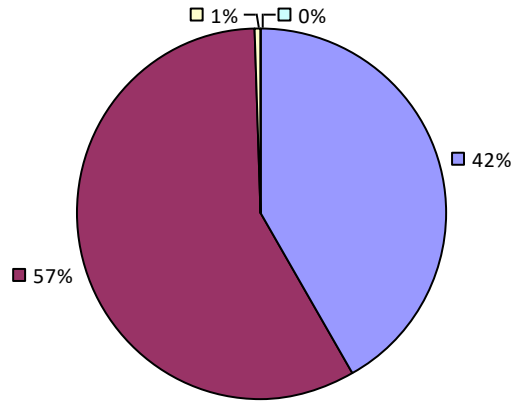
# ALBION CSD

## 2018-19 TEACHER EVALUATION RESULTS

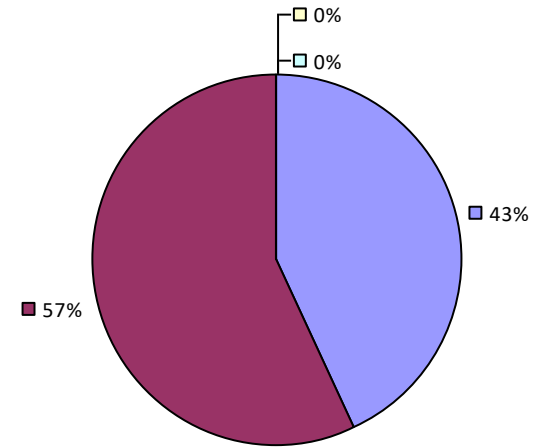
### Student Performance



### Teacher Observation



### Overall Rating



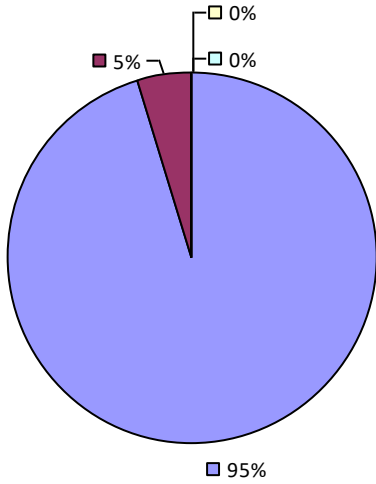
2018-19 PRINCIPAL EVALUATION RESULTS NOT SHOWN DUE TO SUPPRESSION\*

\* Data is suppressed if 100% of teachers/principals received the same rating or if the total teachers/principals in an LEA is less than five.

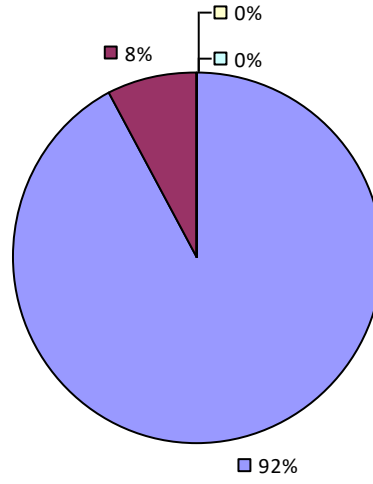
# ALDEN CSD

## 2018-19 TEACHER EVALUATION RESULTS

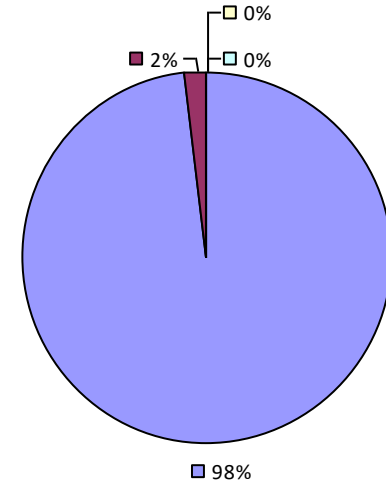
Student Performance



Teacher Observation



Overall Rating



2018-19 PRINCIPAL EVALUATION RESULTS NOT SHOWN DUE TO SUPPRESSION\*

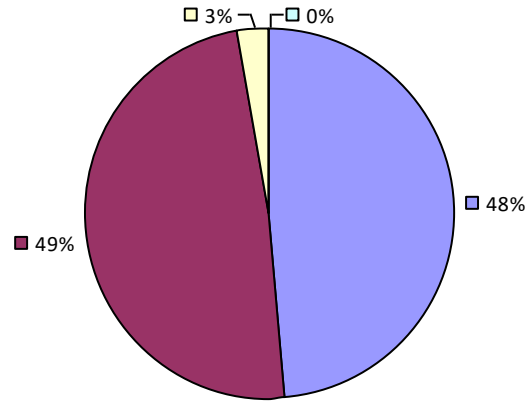
\* Data is suppressed if 100% of teachers/principals received the same rating or if the total teachers/principals in an LEA is less than five.

# ALEXANDER CSD

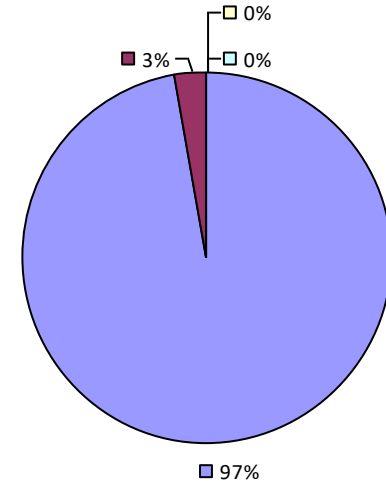
## 2018-19 TEACHER EVALUATION RESULTS

Student performance results not shown due to suppression\*

### Teacher Observation



### Overall Rating



## 2018-19 PRINCIPAL EVALUATION RESULTS NOT SHOWN DUE TO SUPPRESSION\*

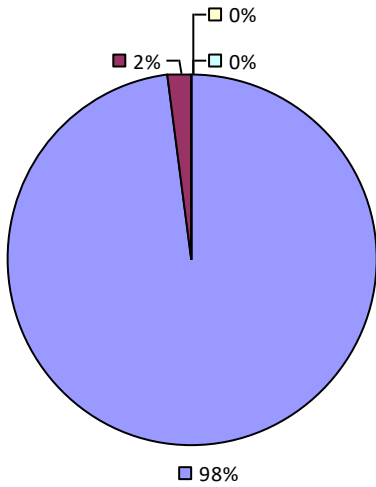
\* Data is suppressed if 100% of teachers/principals received the same rating or if the total teachers/principals in an LEA is less than five.



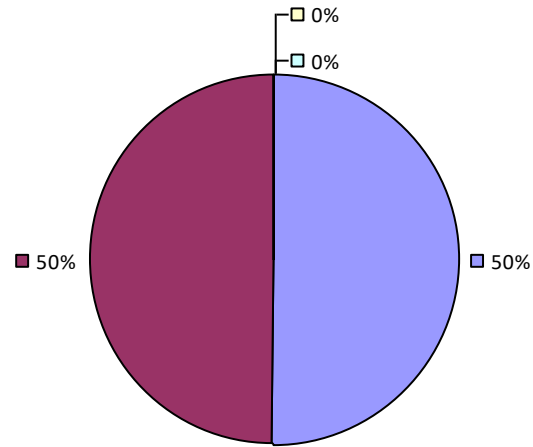
# ALEXANDRIA CSD

## 2018-19 TEACHER EVALUATION RESULTS

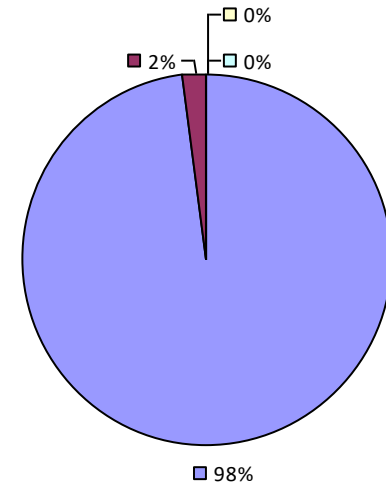
Student Performance



Teacher Observation



Overall Rating



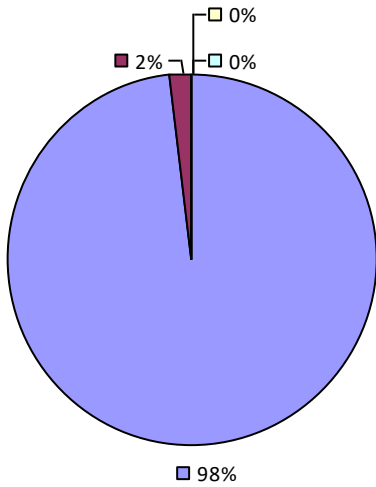
2018-19 PRINCIPAL EVALUATION RESULTS NOT SHOWN DUE TO SUPPRESSION\*

\* Data is suppressed if 100% of teachers/principals received the same rating or if the total teachers/principals in an LEA is less than five.

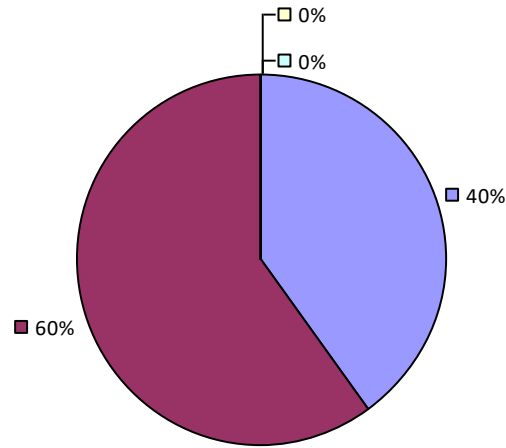
# ALFRED-ALMOND CSD

## 2018-19 TEACHER EVALUATION RESULTS

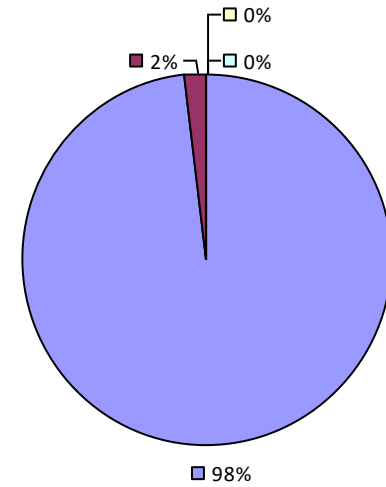
Student Performance



Teacher Observation



Overall Rating



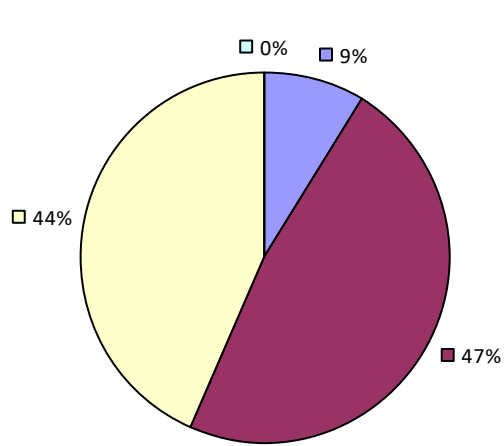
2018-19 PRINCIPAL EVALUATION RESULTS NOT SHOWN DUE TO SUPPRESSION\*

\* Data is suppressed if 100% of teachers/principals received the same rating or if the total teachers/principals in an LEA is less than five.

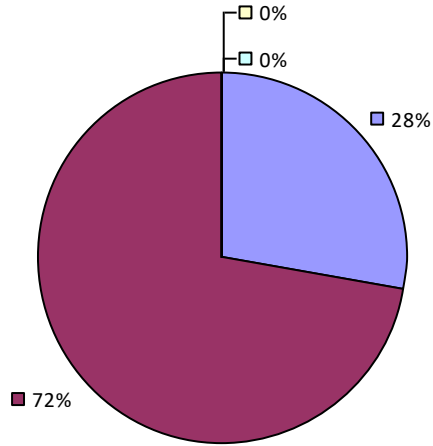
# ALLEGANY-LIMESTONE CSD

## 2018-19 TEACHER EVALUATION RESULTS

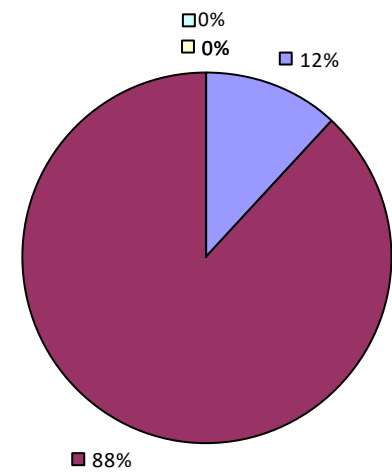
### Student Performance



### Teacher Observation



### Overall Rating



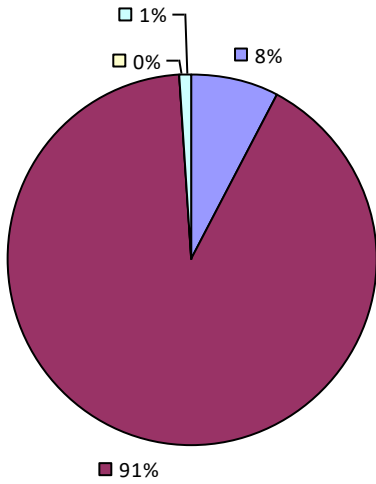
2018-19 PRINCIPAL EVALUATION RESULTS NOT SHOWN DUE TO SUPPRESSION\*

\* Data is suppressed if 100% of teachers/principals received the same rating or if the total teachers/principals in an LEA is less than five.

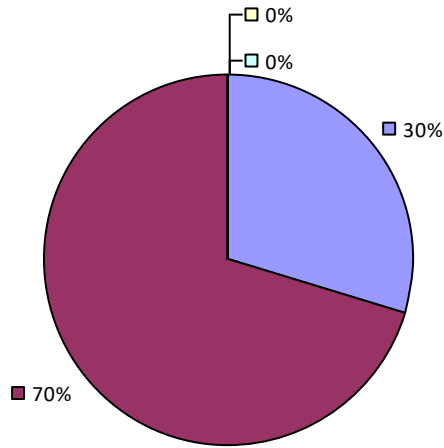
# ALTMAR-PARISH-WILLIAMSTOWN CSD

## 2018-19 TEACHER EVALUATION RESULTS

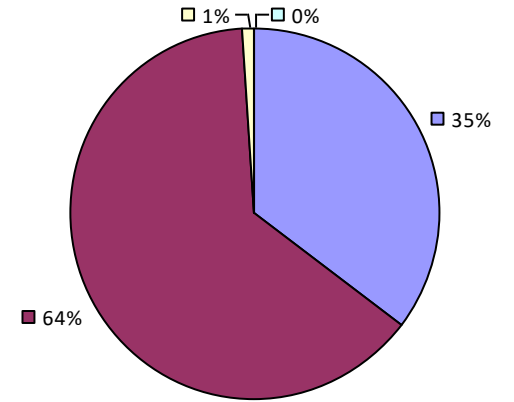
Student Performance



Teacher Observation



Overall Rating



2018-19 PRINCIPAL EVALUATION RESULTS NOT SHOWN DUE TO SUPPRESSION\*

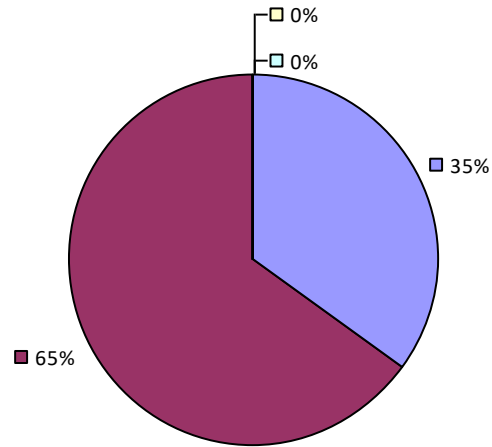
\* Data is suppressed if 100% of teachers/principals received the same rating or if the total teachers/principals in an LEA is less than five.

# AMAGANSETT UFSD

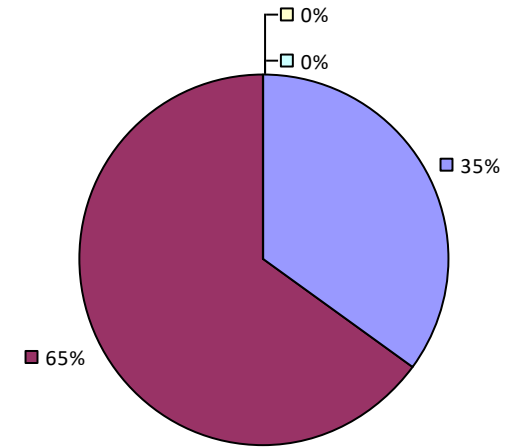
## 2018-19 TEACHER EVALUATION RESULTS

Student performance results not shown due to suppression\*

### Teacher Observation



### Overall Rating



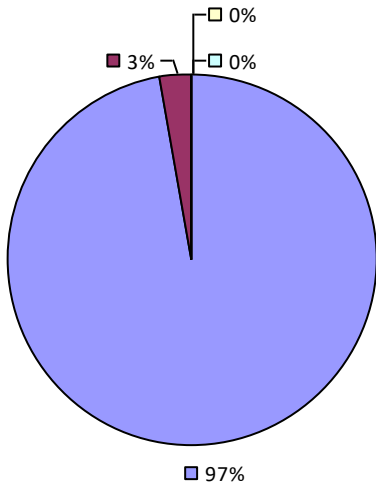
## 2018-19 PRINCIPAL EVALUATION RESULTS NOT SHOWN DUE TO SUPPRESSION\*

\* Data is suppressed if 100% of teachers/principals received the same rating or if the total teachers/principals in an LEA is less than five.

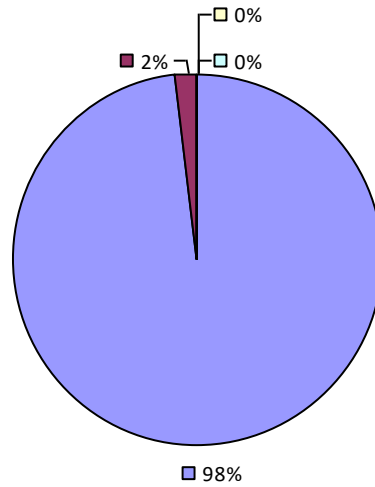
# AMHERST CSD

## 2018-19 TEACHER EVALUATION RESULTS

Student Performance



Teacher Observation



Overall results not shown due to suppression\*

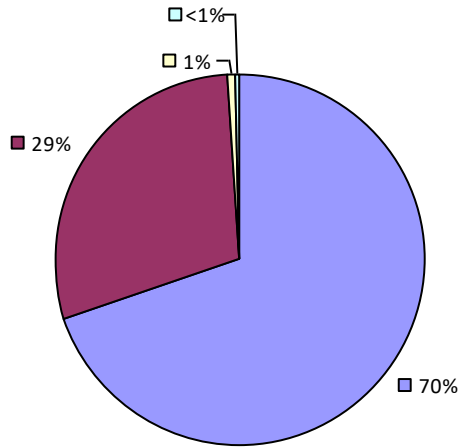
## 2018-19 PRINCIPAL EVALUATION RESULTS NOT SHOWN DUE TO SUPPRESSION\*

\* Data is suppressed if 100% of teachers/principals received the same rating or if the total teachers/principals in an LEA is less than five.

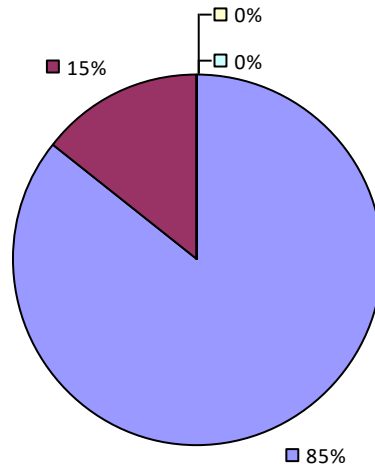
# AMITYVILLE UFSD

## 2018-19 TEACHER EVALUATION RESULTS

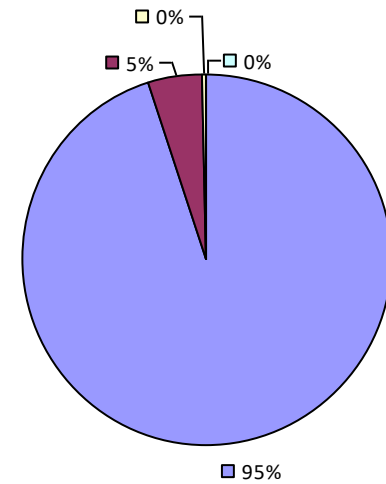
Student Performance



Teacher Observation

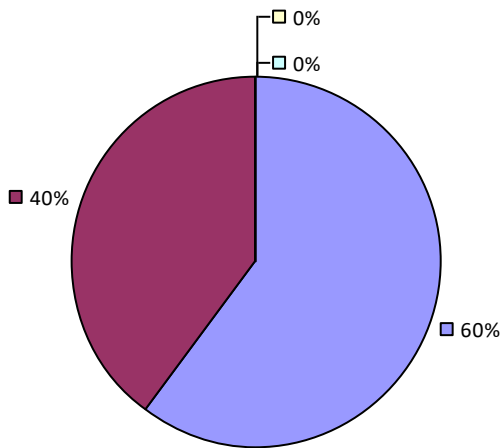


Overall Rating

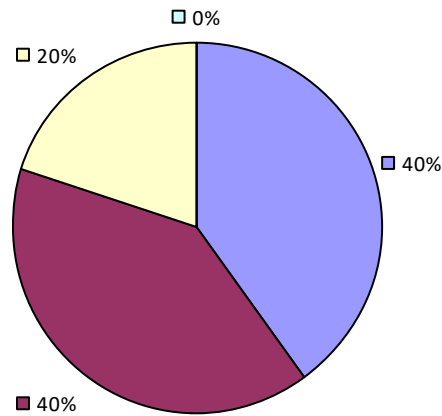


## 2018-19 PRINCIPAL EVALUATION RESULTS

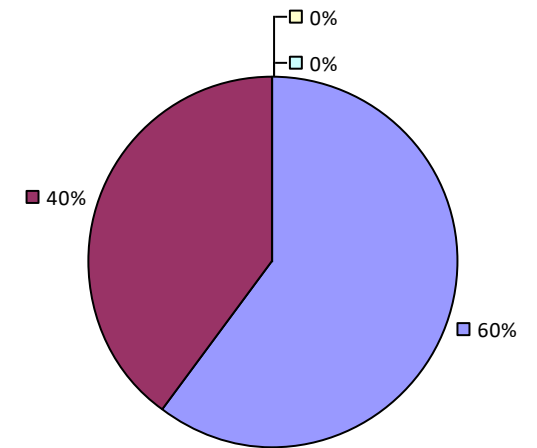
Student Performance



Principal School Visits



Overall Rating

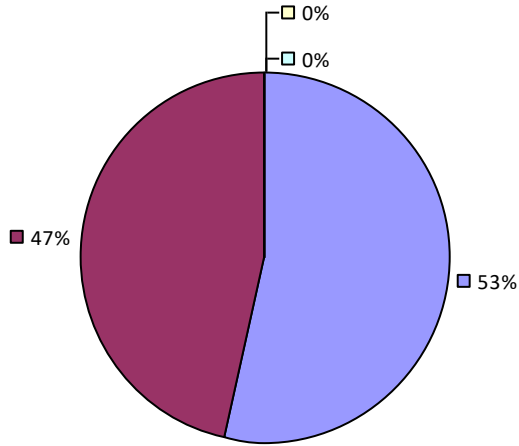


\* Data is suppressed if 100% of teachers/principals received the same rating or if the total teachers/principals in an LEA is less than five.

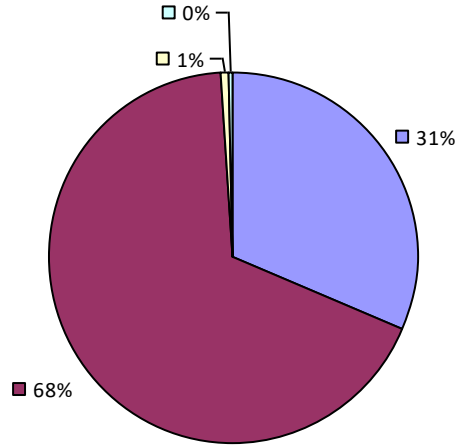
# AMSTERDAM CITY SD

## 2018-19 TEACHER EVALUATION RESULTS

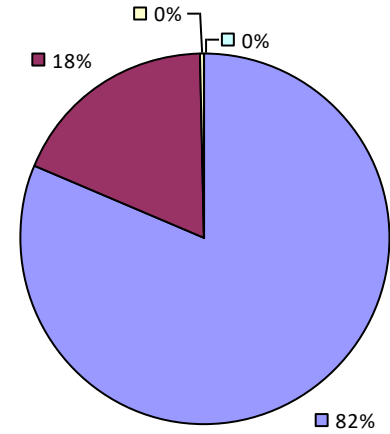
Student Performance



Teacher Observation

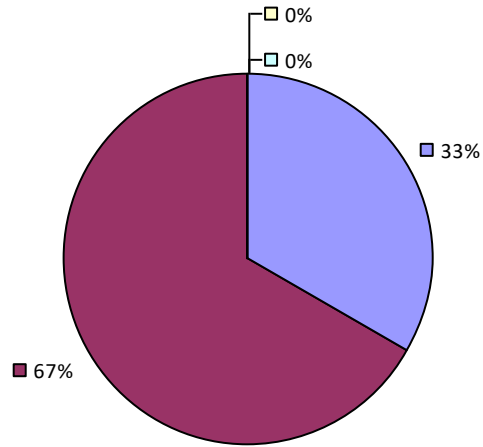


Overall Rating

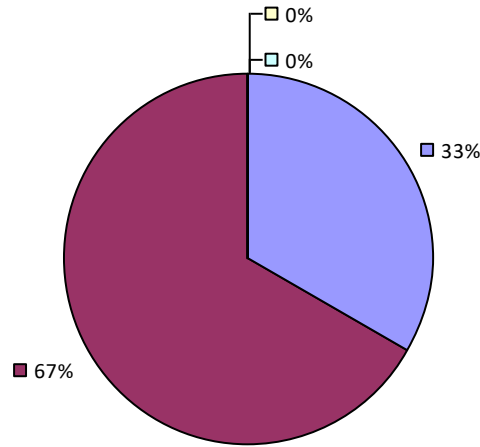


## 2018-19 PRINCIPAL EVALUATION RESULTS

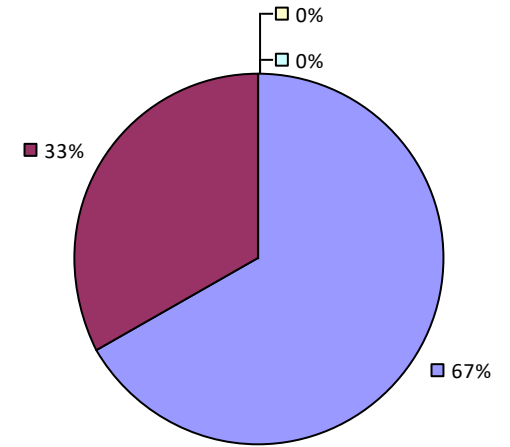
Student Performance



Principal School Visits



Overall Rating



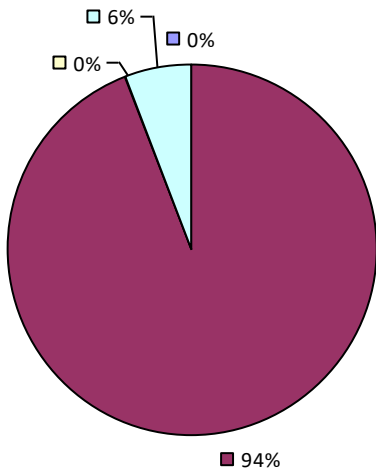
\* Data is suppressed if 100% of teachers/principals received the same rating or if the total teachers/principals in an LEA is less than five.



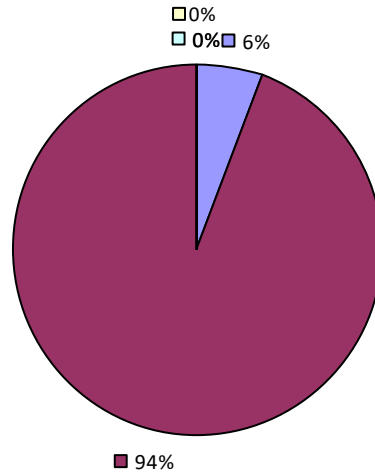
# ANDES CSD

## 2018-19 TEACHER EVALUATION RESULTS

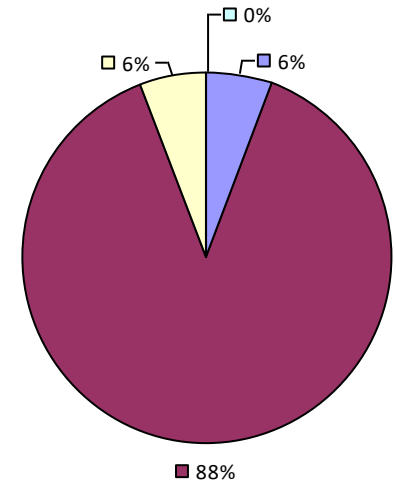
### Student Performance



### Teacher Observation



### Overall Rating



2018-19 PRINCIPAL EVALUATION RESULTS NOT SHOWN DUE TO SUPPRESSION\*

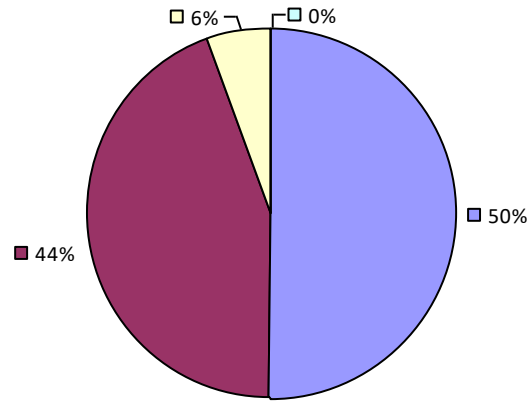
\* Data is suppressed if 100% of teachers/principals received the same rating or if the total teachers/principals in an LEA is less than five.

# ANDOVER CSD

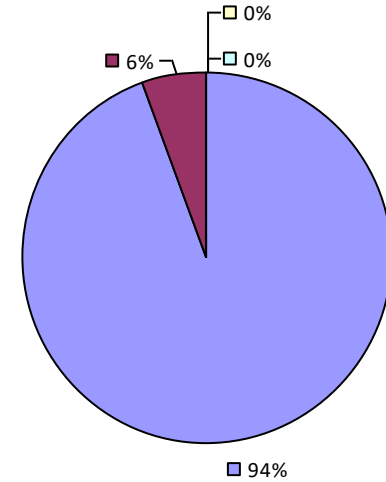
## 2018-19 TEACHER EVALUATION RESULTS

Student performance results not shown due to suppression\*

### Teacher Observation



### Overall Rating



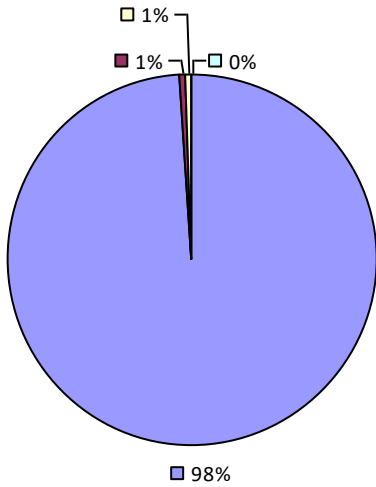
## 2018-19 PRINCIPAL EVALUATION RESULTS NOT SHOWN DUE TO SUPPRESSION\*

\* Data is suppressed if 100% of teachers/principals received the same rating or if the total teachers/principals in an LEA is less than five.

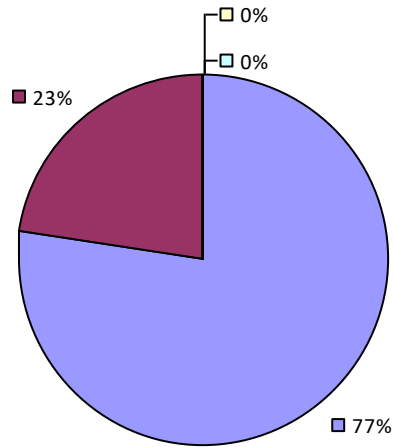
# ARDSLEY UFSD

## 2018-19 TEACHER EVALUATION RESULTS

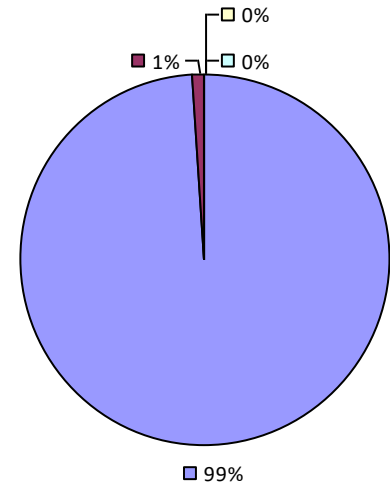
### Student Performance



### Teacher Observation



### Overall Rating



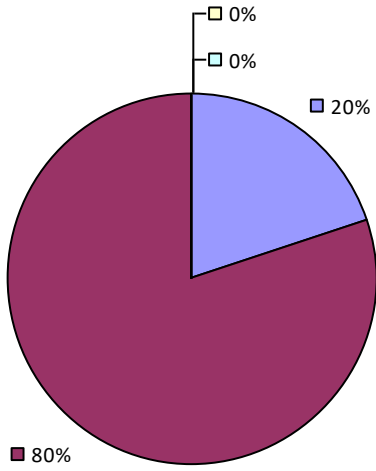
2018-19 PRINCIPAL EVALUATION RESULTS NOT SHOWN DUE TO SUPPRESSION\*

\* Data is suppressed if 100% of teachers/principals received the same rating or if the total teachers/principals in an LEA is less than five.

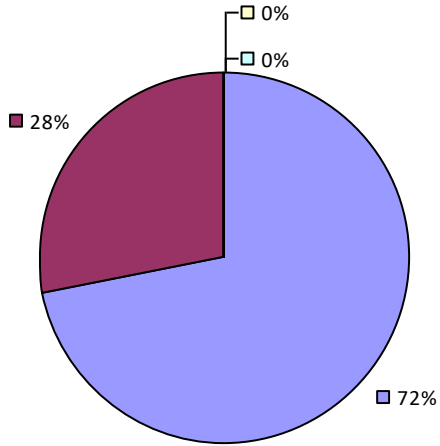
# ARGYLE CSD

## 2018-19 TEACHER EVALUATION RESULTS

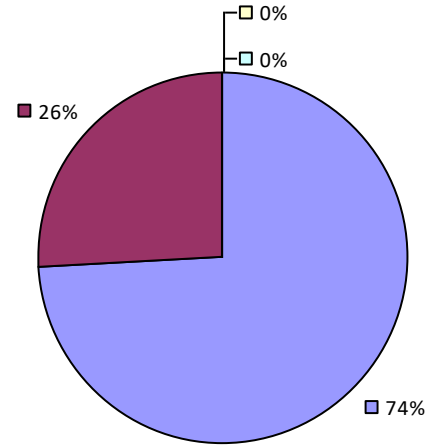
Student Performance



Teacher Observation



Overall Rating



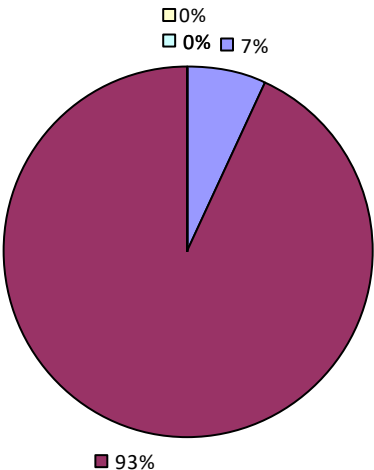
2018-19 PRINCIPAL EVALUATION RESULTS NOT SHOWN DUE TO SUPPRESSION\*

\* Data is suppressed if 100% of teachers/principals received the same rating or if the total teachers/principals in an LEA is less than five.

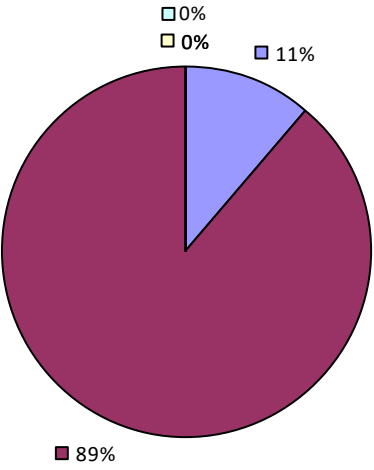
# ARKPORT CSD

## 2018-19 TEACHER EVALUATION RESULTS

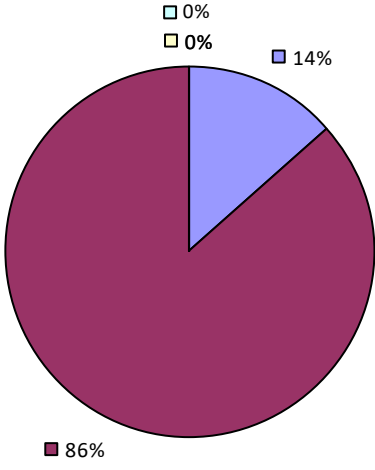
Student Performance



Teacher Observation



Overall Rating



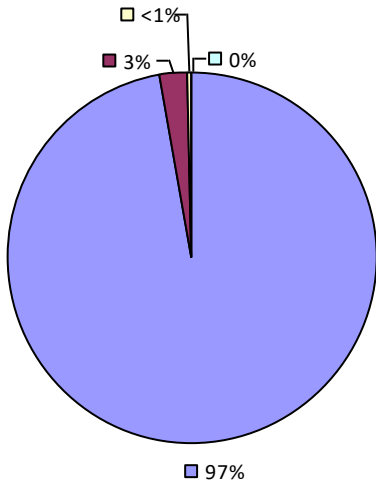
2018-19 PRINCIPAL EVALUATION RESULTS NOT SHOWN DUE TO SUPPRESSION\*

\* Data is suppressed if 100% of teachers/principals received the same rating or if the total teachers/principals in an LEA is less than five.

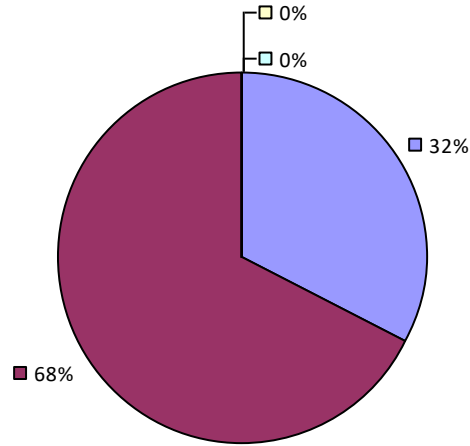
# ARLINGTON CSD

## 2018-19 TEACHER EVALUATION RESULTS

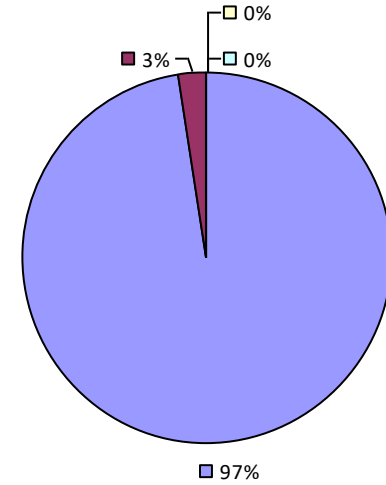
### Student Performance



### Teacher Observation



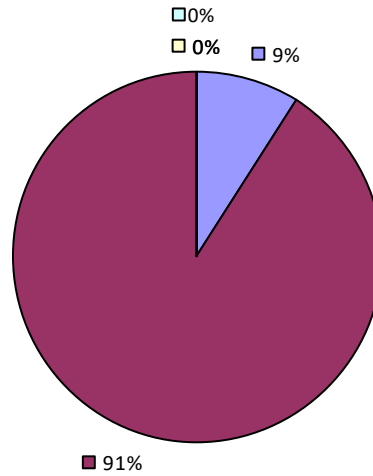
### Overall Rating



## 2018-19 PRINCIPAL EVALUATION RESULTS

Student performance results not shown due to suppression\*

### Principal School Visits



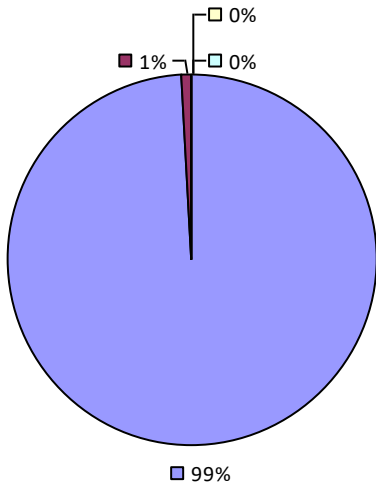
Overall results not shown due to suppression\*

\* Data is suppressed if 100% of teachers/principals received the same rating or if the total teachers/principals in an LEA is less than five.

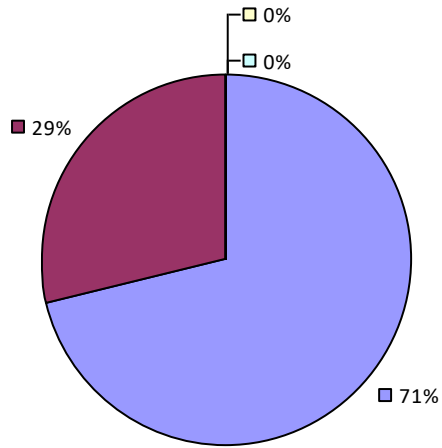
# ATTICA CSD

## 2018-19 TEACHER EVALUATION RESULTS

Student Performance



Teacher Observation



Overall results not shown due to suppression\*

## 2018-19 PRINCIPAL EVALUATION RESULTS NOT SHOWN DUE TO SUPPRESSION\*

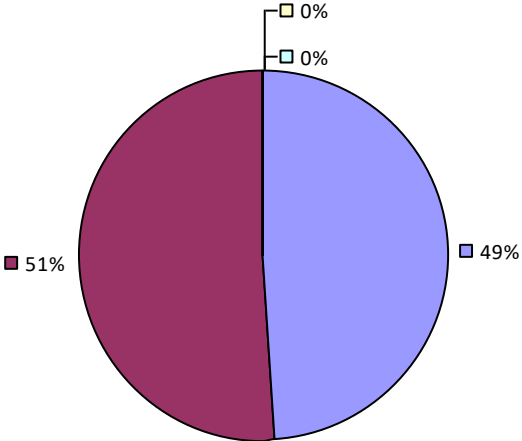
\* Data is suppressed if 100% of teachers/principals received the same rating or if the total teachers/principals in an LEA is less than five.

**AUBURN CITY SD**

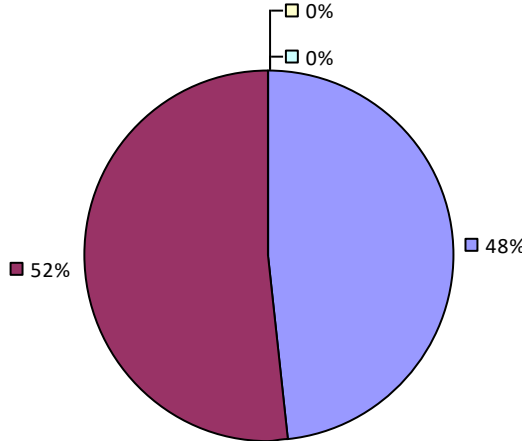
**2018-19 TEACHER EVALUATION RESULTS**

*Student performance results not shown due to suppression\**

**Teacher Observation**



**Overall Rating**



**2018-19 PRINCIPAL EVALUATION RESULTS NOT SUBMITTED**

*\* Data is suppressed if 100% of teachers/principals received the same rating or if the total teachers/principals in an LEA is less than five.*



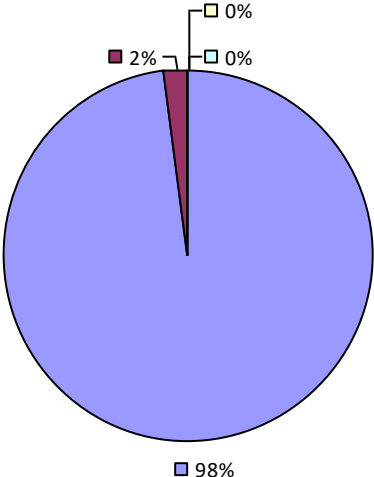
# AUSABLE VALLEY CSD

## 2018-19 TEACHER EVALUATION RESULTS

Student Performance

Teacher observation results not shown due to suppression\*

Overall results not shown due to suppression\*



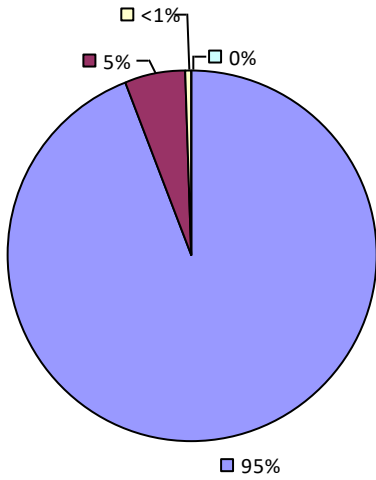
## 2018-19 PRINCIPAL EVALUATION RESULTS NOT SHOWN DUE TO SUPPRESSION\*

\* Data is suppressed if 100% of teachers/principals received the same rating or if the total teachers/principals in an LEA is less than five.

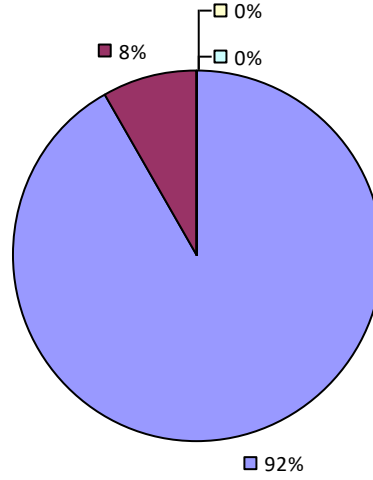
# AVERILL PARK CSD

## 2018-19 TEACHER EVALUATION RESULTS

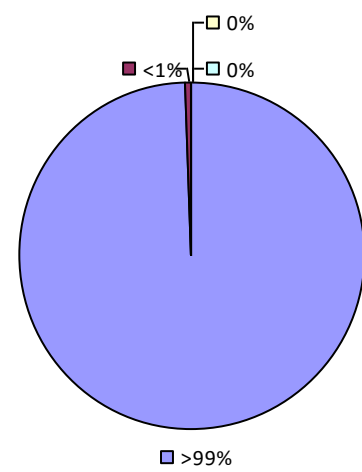
### Student Performance



### Teacher Observation



### Overall Rating



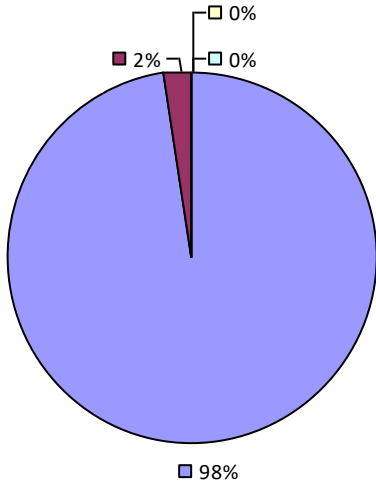
2018-19 PRINCIPAL EVALUATION RESULTS NOT SHOWN DUE TO SUPPRESSION\*

\* Data is suppressed if 100% of teachers/principals received the same rating or if the total teachers/principals in an LEA is less than five.

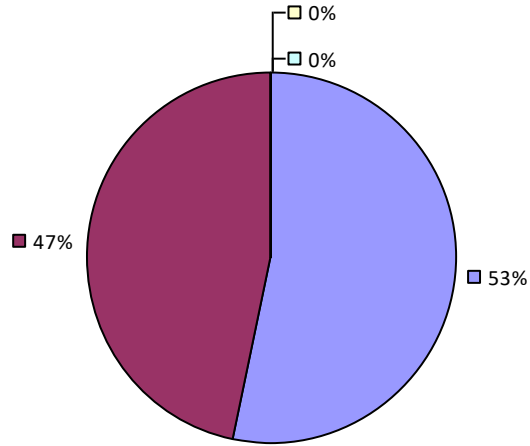
# AVOCA CSD

## 2018-19 TEACHER EVALUATION RESULTS

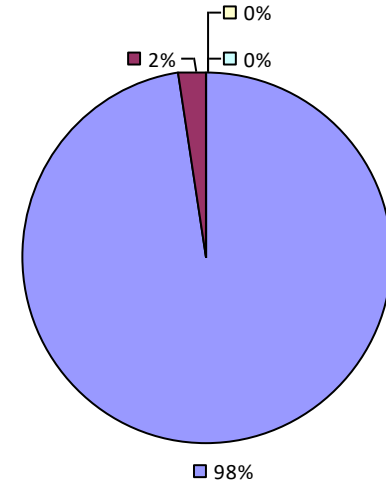
### Student Performance



### Teacher Observation



### Overall Rating



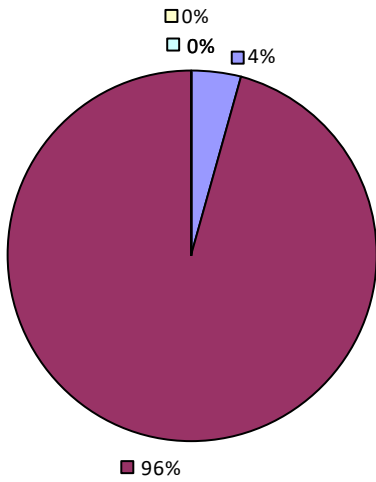
2018-19 PRINCIPAL EVALUATION RESULTS NOT SHOWN DUE TO SUPPRESSION\*

\* Data is suppressed if 100% of teachers/principals received the same rating or if the total teachers/principals in an LEA is less than five.

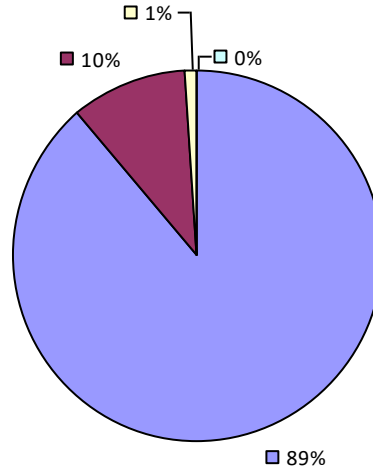
# AVON CSD

## 2018-19 TEACHER EVALUATION RESULTS

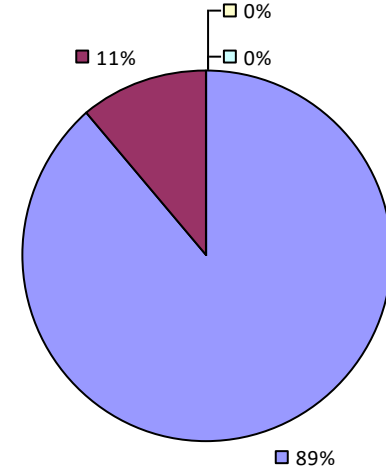
Student Performance



Teacher Observation



Overall Rating



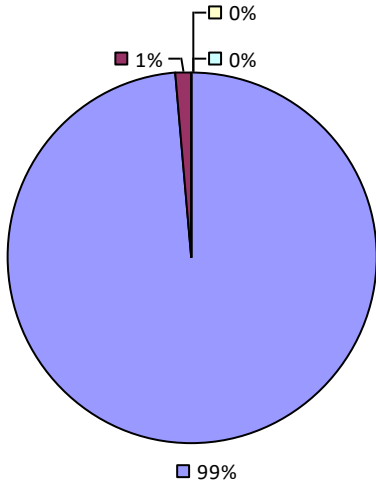
2018-19 PRINCIPAL EVALUATION RESULTS NOT SHOWN DUE TO SUPPRESSION\*

\* Data is suppressed if 100% of teachers/principals received the same rating or if the total teachers/principals in an LEA is less than five.

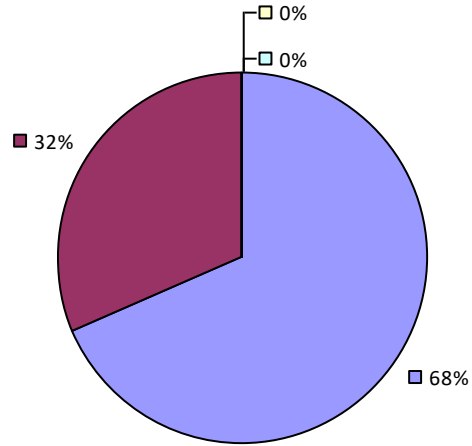
# BABYLON UFSD

## 2018-19 TEACHER EVALUATION RESULTS

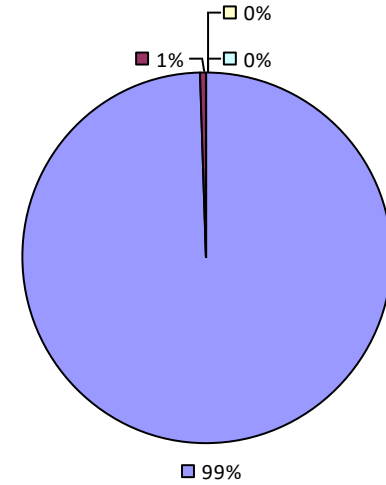
### Student Performance



### Teacher Observation



### Overall Rating



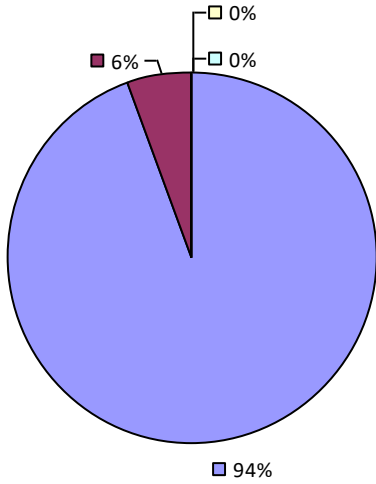
2018-19 PRINCIPAL EVALUATION RESULTS NOT SHOWN DUE TO SUPPRESSION\*

\* Data is suppressed if 100% of teachers/principals received the same rating or if the total teachers/principals in an LEA is less than five.

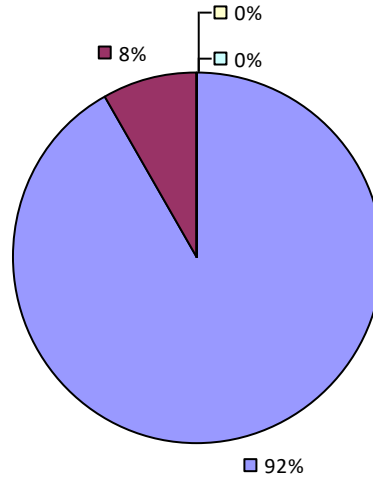
# BAINBRIDGE-GUILFORD CSD

## 2018-19 TEACHER EVALUATION RESULTS

Student Performance



Teacher Observation



Overall results not shown due to suppression\*

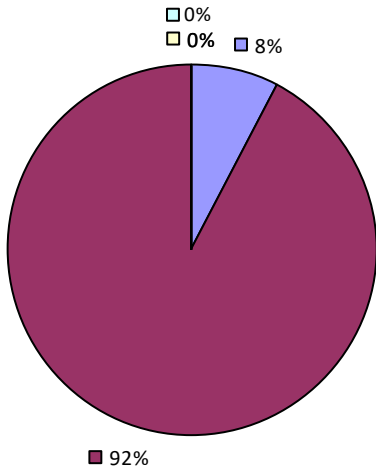
2018-19 PRINCIPAL EVALUATION RESULTS NOT SHOWN DUE TO SUPPRESSION\*

\* Data is suppressed if 100% of teachers/principals received the same rating or if the total teachers/principals in an LEA is less than five.

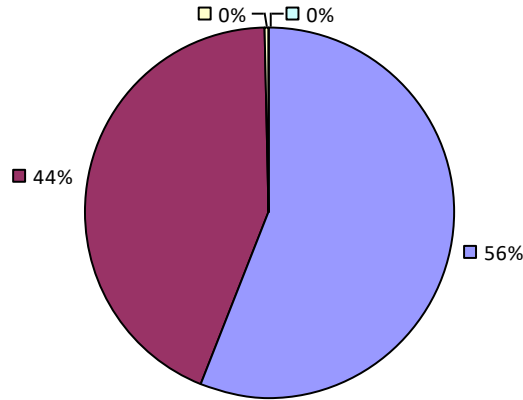
# BALDWIN UFSD

## 2018-19 TEACHER EVALUATION RESULTS

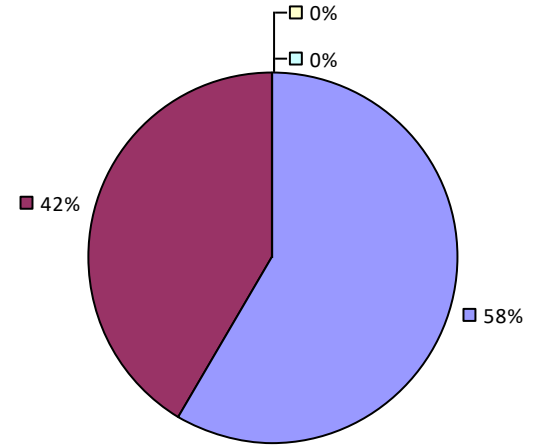
### Student Performance



### Teacher Observation



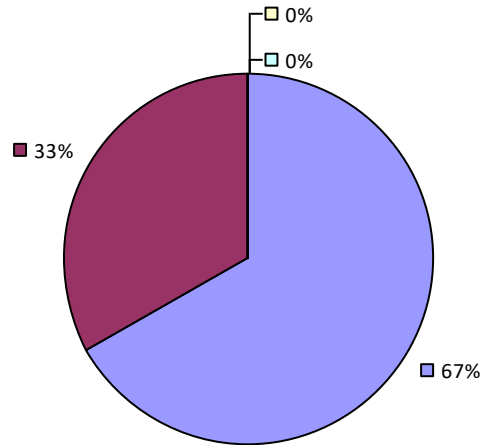
### Overall Rating



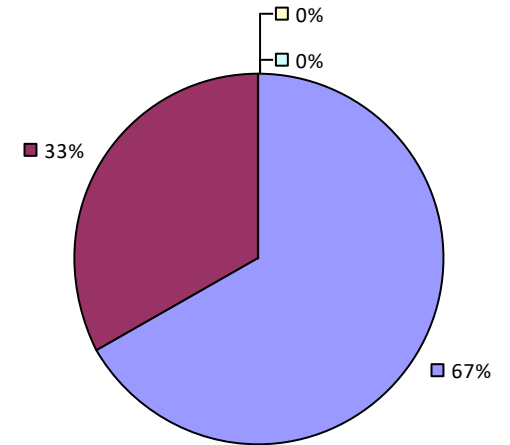
## 2018-19 PRINCIPAL EVALUATION RESULTS

Student performance results not shown due to suppression\*

### Principal School Visits



### Overall Rating

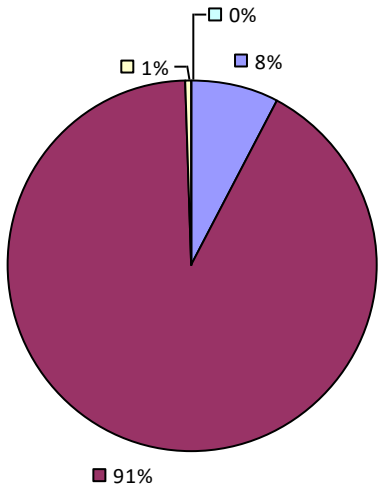


\* Data is suppressed if 100% of teachers/principals received the same rating or if the total teachers/principals in an LEA is less than five.

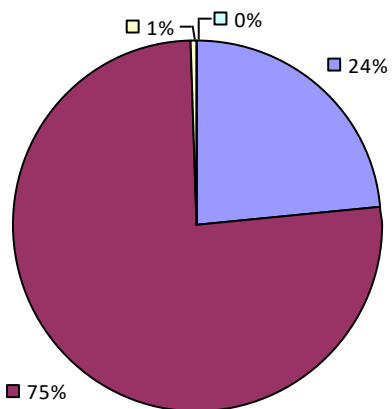
# BALDWINVILLE CSD

## 2018-19 TEACHER EVALUATION RESULTS

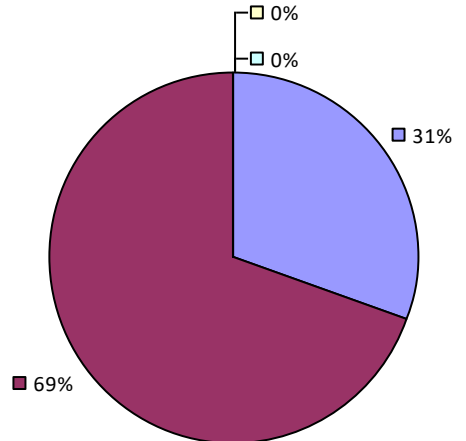
Student Performance



Teacher Observation



Overall Rating



2018-19 PRINCIPAL EVALUATION RESULTS NOT SHOWN DUE TO SUPPRESSION\*

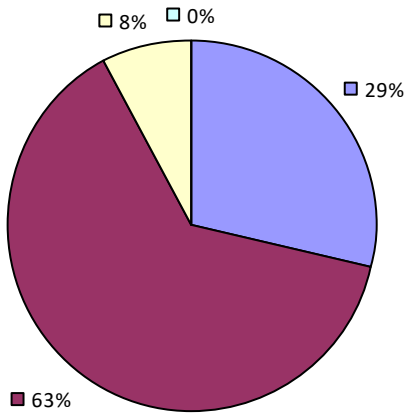
\* Data is suppressed if 100% of teachers/principals received the same rating or if the total teachers/principals in an LEA is less than five.



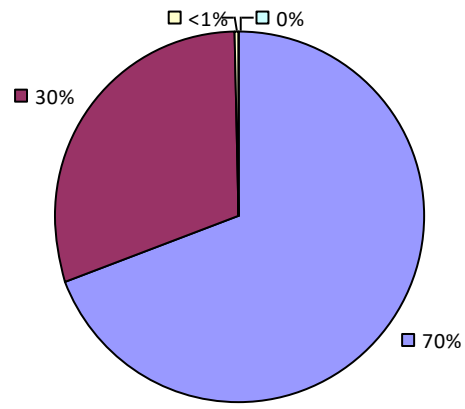
# BALLSTON SPA CSD

## 2018-19 TEACHER EVALUATION RESULTS

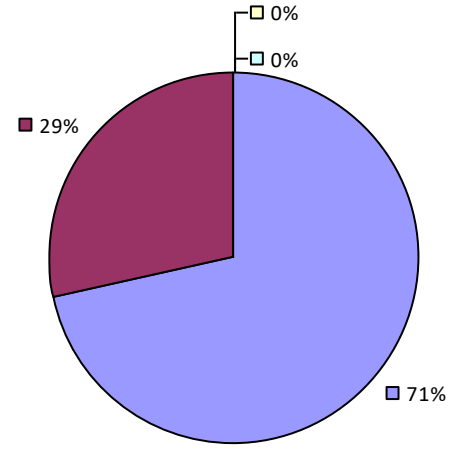
### Student Performance



### Teacher Observation

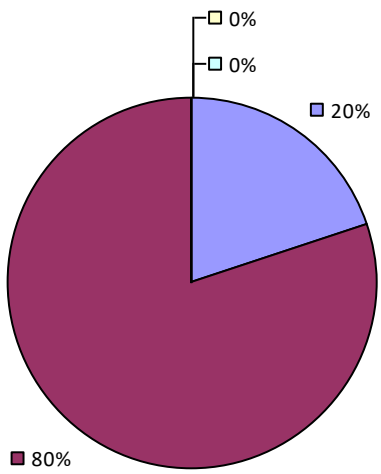


### Overall Rating

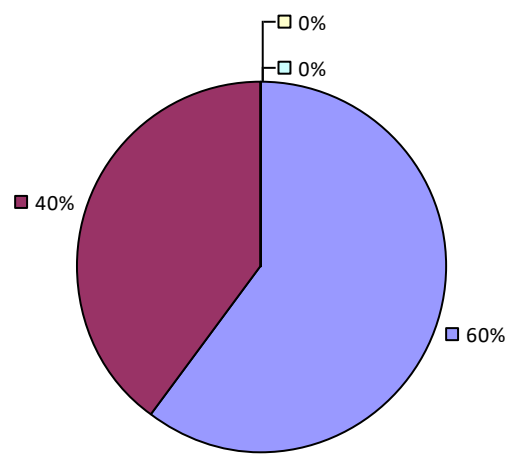


## 2018-19 PRINCIPAL EVALUATION RESULTS

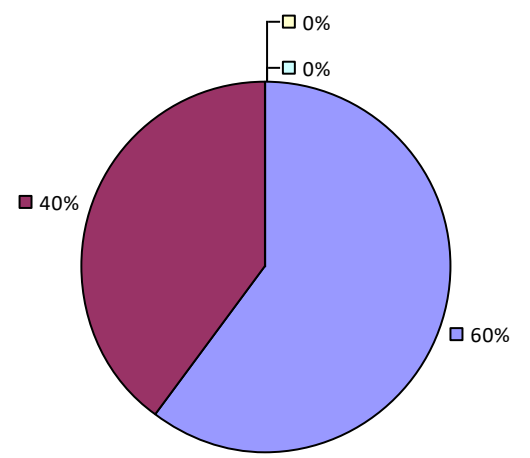
### Student Performance



### Principal School Visits



### Overall Rating

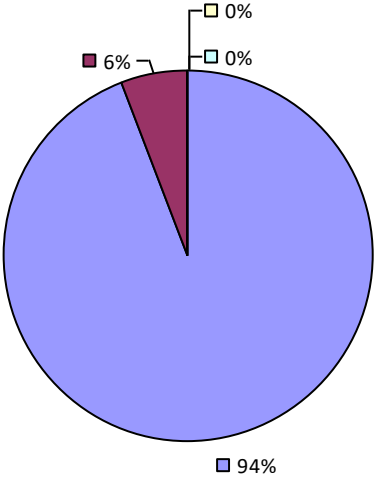


\* Data is suppressed if 100% of teachers/principals received the same rating or if the total teachers/principals in an LEA is less than five.

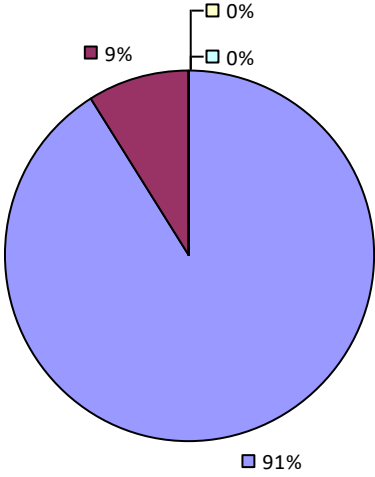
**BARKER CSD**

**2018-19 TEACHER EVALUATION RESULTS**

**Student Performance**



**Teacher Observation**



Overall results not shown due to suppression\*

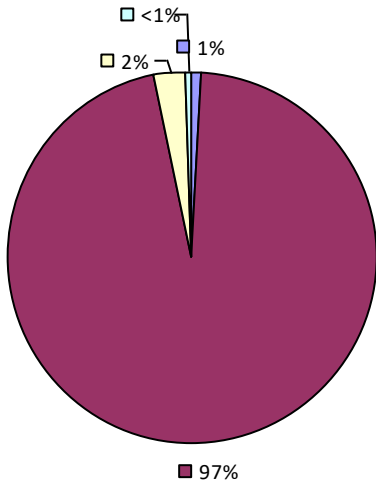
**2018-19 PRINCIPAL EVALUATION RESULTS NOT SHOWN DUE TO SUPPRESSION\***

\* Data is suppressed if 100% of teachers/principals received the same rating or if the total teachers/principals in an LEA is less than five.

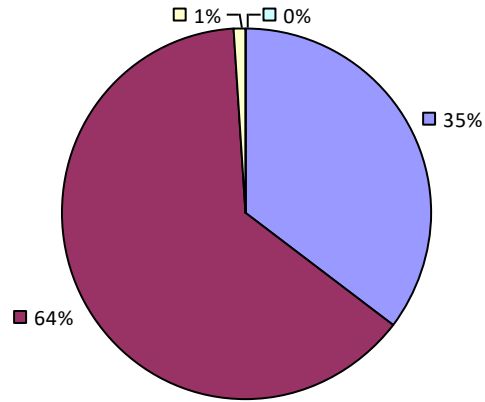
# BATAVIA CITY SD

## 2018-19 TEACHER EVALUATION RESULTS

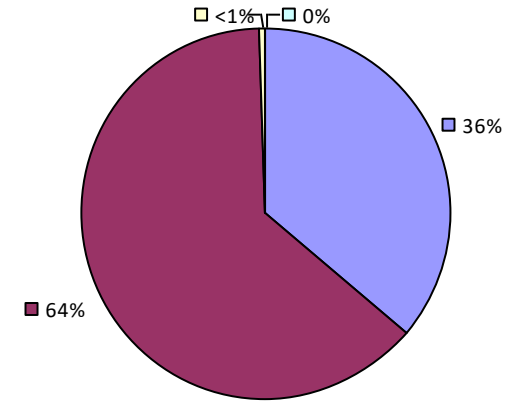
### Student Performance



### Teacher Observation



### Overall Rating



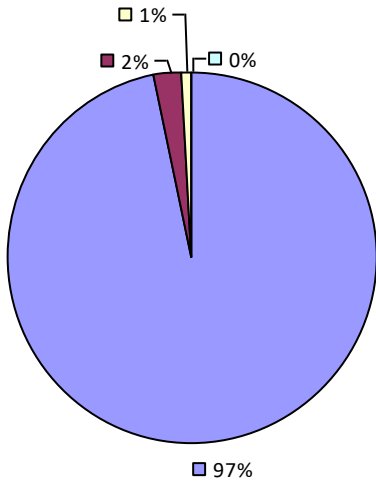
2018-19 PRINCIPAL EVALUATION RESULTS NOT SHOWN DUE TO SUPPRESSION\*

\* Data is suppressed if 100% of teachers/principals received the same rating or if the total teachers/principals in an LEA is less than five.

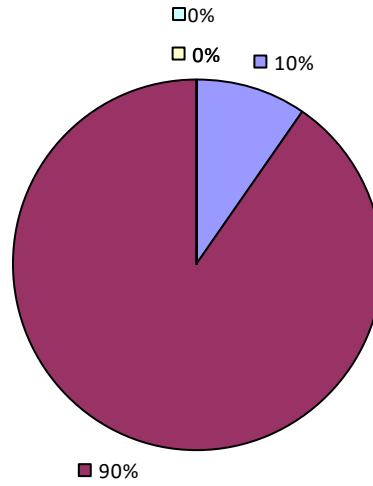
# BATH CSD

## 2018-19 TEACHER EVALUATION RESULTS

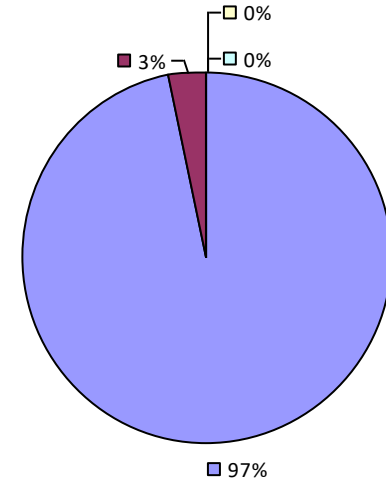
### Student Performance



### Teacher Observation



### Overall Rating



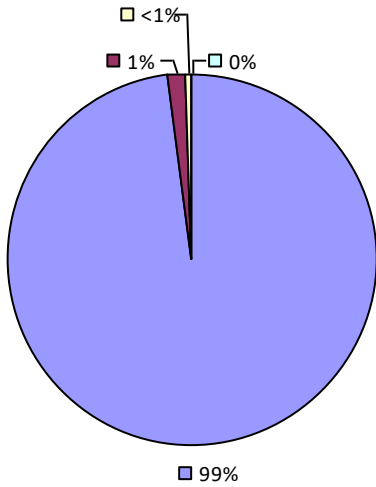
2018-19 PRINCIPAL EVALUATION RESULTS NOT SHOWN DUE TO SUPPRESSION\*

\* Data is suppressed if 100% of teachers/principals received the same rating or if the total teachers/principals in an LEA is less than five.

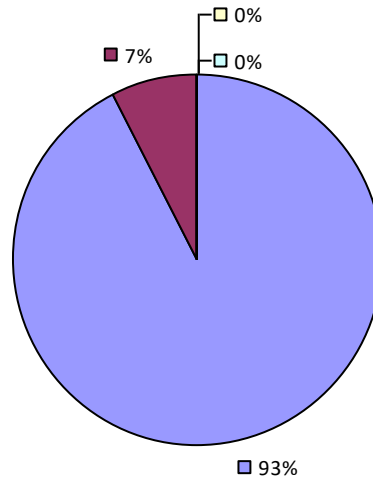
# BAY SHORE UFSD

## 2018-19 TEACHER EVALUATION RESULTS

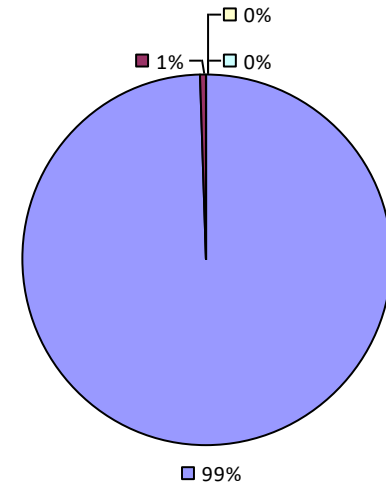
Student Performance



Teacher Observation



Overall Rating



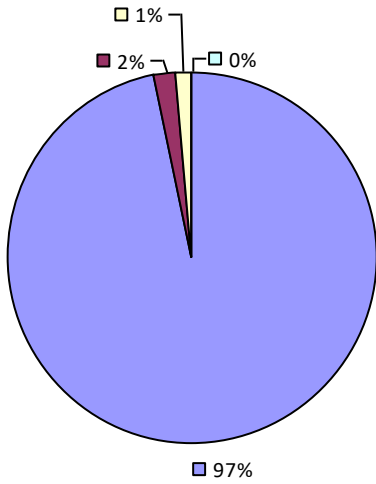
2018-19 PRINCIPAL EVALUATION RESULTS NOT SHOWN DUE TO SUPPRESSION\*

\* Data is suppressed if 100% of teachers/principals received the same rating or if the total teachers/principals in an LEA is less than five.

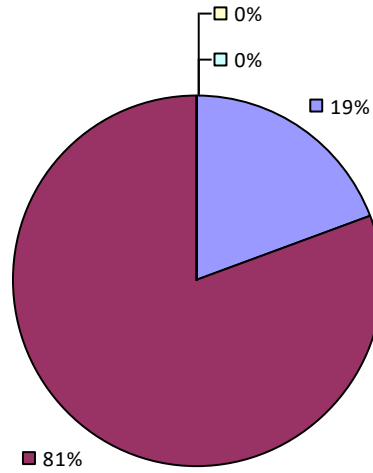
# BAYPORT-BLUE POINT UFSD

## 2018-19 TEACHER EVALUATION RESULTS

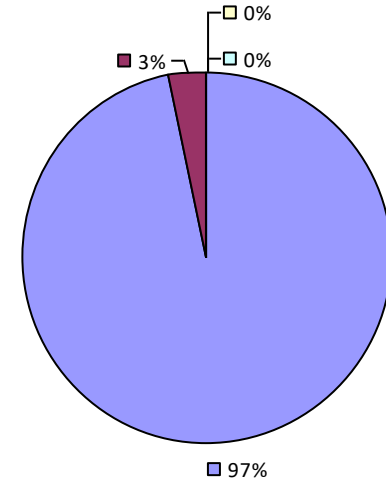
Student Performance



Teacher Observation



Overall Rating



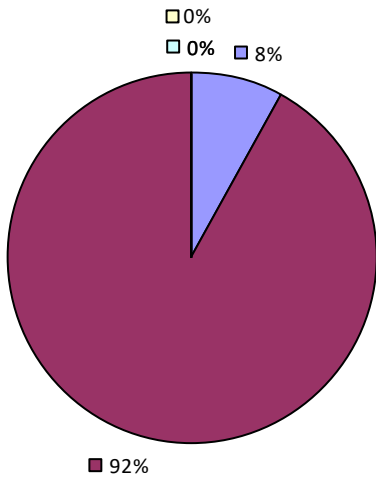
2018-19 PRINCIPAL EVALUATION RESULTS NOT SHOWN DUE TO SUPPRESSION\*

\* Data is suppressed if 100% of teachers/principals received the same rating or if the total teachers/principals in an LEA is less than five.

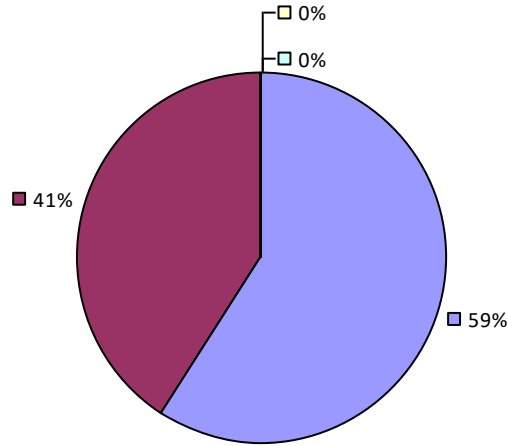
# BEACON CITY SD

## 2018-19 TEACHER EVALUATION RESULTS

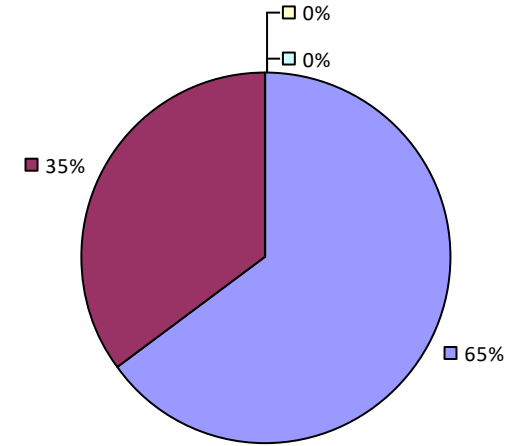
### Student Performance



### Teacher Observation



### Overall Rating



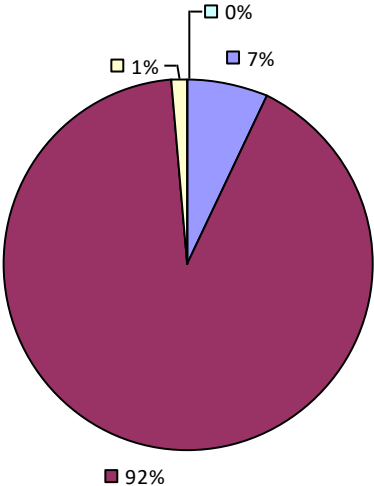
2018-19 PRINCIPAL EVALUATION RESULTS NOT SHOWN DUE TO SUPPRESSION\*

\* Data is suppressed if 100% of teachers/principals received the same rating or if the total teachers/principals in an LEA is less than five.

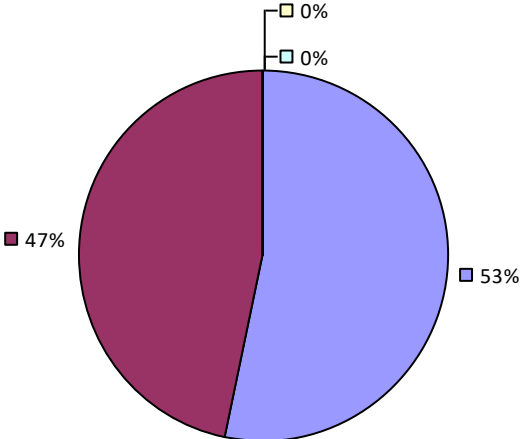
**BEAVER RIVER CSD**

**2018-19 TEACHER EVALUATION RESULTS**

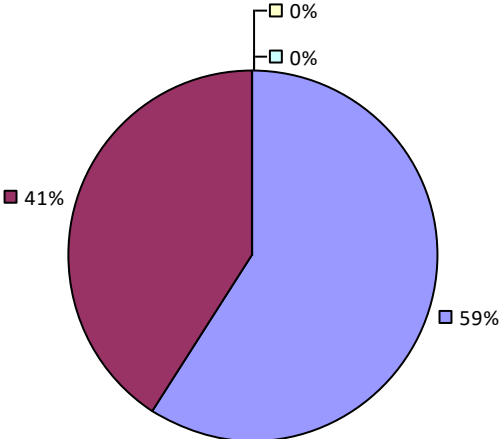
Student Performance



Teacher Observation



Overall Rating



2018-19 PRINCIPAL EVALUATION RESULTS NOT SHOWN DUE TO SUPPRESSION\*

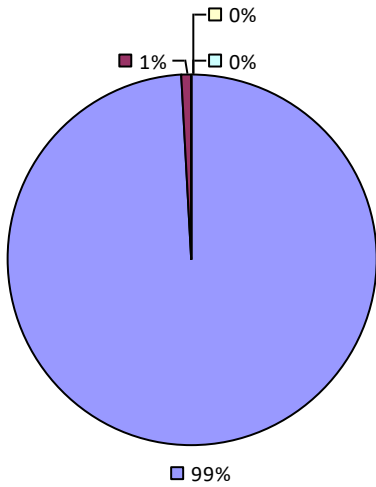
\* Data is suppressed if 100% of teachers/principals received the same rating or if the total teachers/principals in an LEA is less than five.



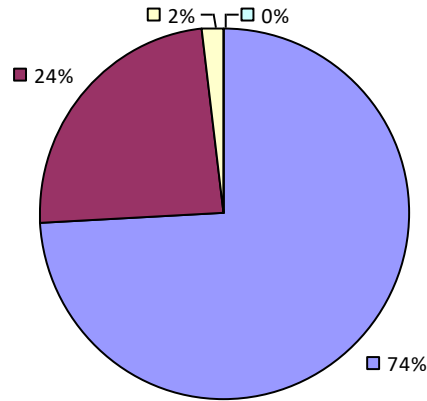
# BEDFORD CSD

## 2018-19 TEACHER EVALUATION RESULTS

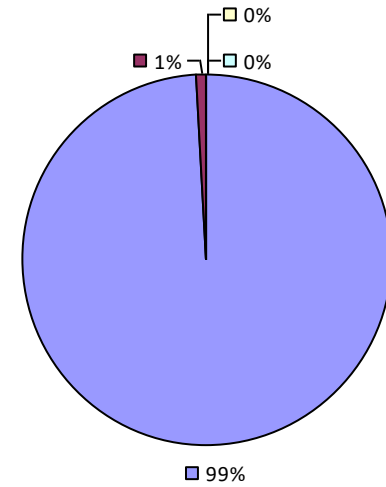
Student Performance



Teacher Observation



Overall Rating



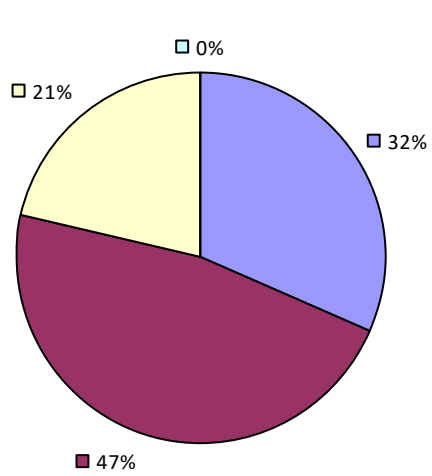
2018-19 PRINCIPAL EVALUATION RESULTS NOT SHOWN DUE TO SUPPRESSION\*

\* Data is suppressed if 100% of teachers/principals received the same rating or if the total teachers/principals in an LEA is less than five.

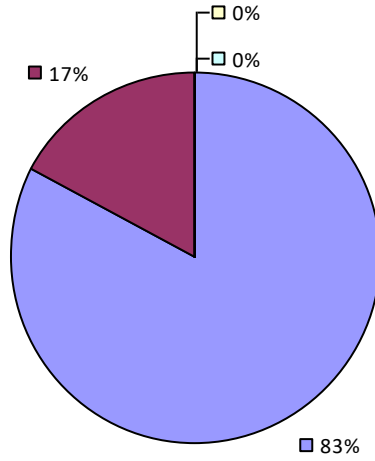
# BEEKMANTOWN CSD

## 2018-19 TEACHER EVALUATION RESULTS

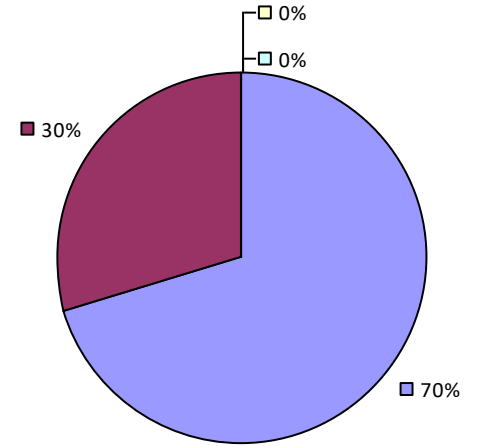
Student Performance



Teacher Observation



Overall Rating



2018-19 PRINCIPAL EVALUATION RESULTS NOT SHOWN DUE TO SUPPRESSION\*

\* Data is suppressed if 100% of teachers/principals received the same rating or if the total teachers/principals in an LEA is less than five.

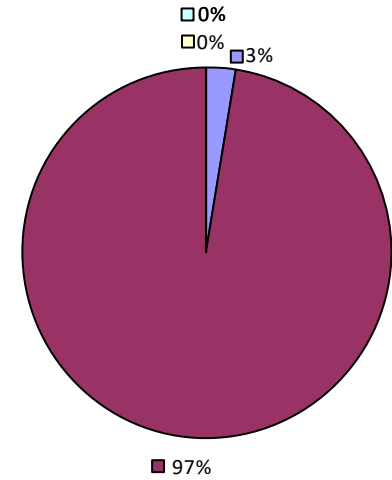
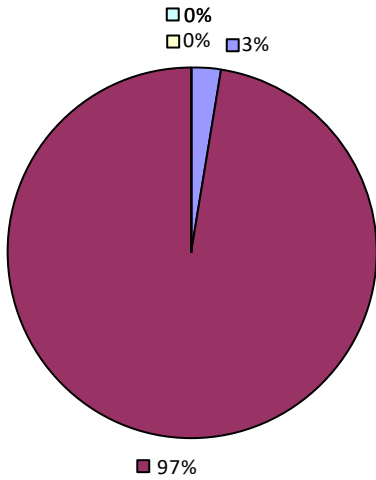
# BELFAST CSD

## 2018-19 TEACHER EVALUATION RESULTS

Student Performance

Teacher observation results not shown due to suppression\*

Overall Rating



## 2018-19 PRINCIPAL EVALUATION RESULTS NOT SHOWN DUE TO SUPPRESSION\*

\* Data is suppressed if 100% of teachers/principals received the same rating or if the total teachers/principals in an LEA is less than five.

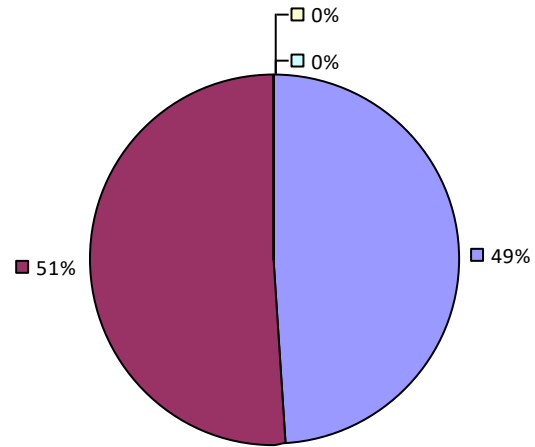
# BELLMORE UFSD

## 2018-19 TEACHER EVALUATION RESULTS

Student performance results not shown due to suppression\*

### Teacher Observation

Overall results not shown due to suppression\*



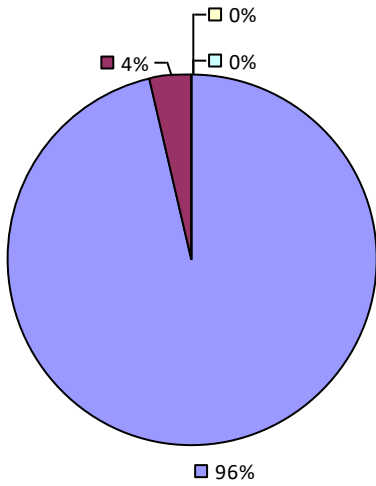
## 2018-19 PRINCIPAL EVALUATION RESULTS NOT SHOWN DUE TO SUPPRESSION\*

\* Data is suppressed if 100% of teachers/principals received the same rating or if the total teachers/principals in an LEA is less than five.

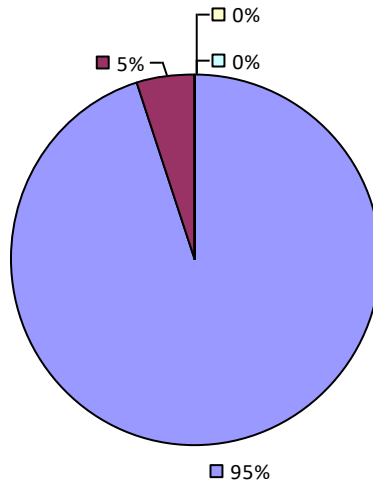
# BELLMORE-MERRICK CENTRAL HS DISTRICT

## 2018-19 TEACHER EVALUATION RESULTS

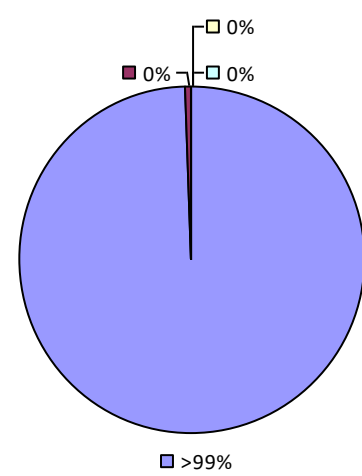
Student Performance



Teacher Observation



Overall Rating



2018-19 PRINCIPAL EVALUATION RESULTS NOT SHOWN DUE TO SUPPRESSION\*

\* Data is suppressed if 100% of teachers/principals received the same rating or if the total teachers/principals in an LEA is less than five.

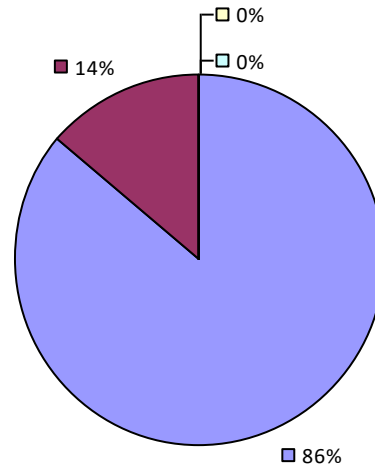
# BEMUS POINT CSD

## 2018-19 TEACHER EVALUATION RESULTS

Student performance results not shown due to suppression\*

### Teacher Observation

Overall results not shown due to suppression\*



## 2018-19 PRINCIPAL EVALUATION RESULTS NOT SHOWN DUE TO SUPPRESSION\*

\* Data is suppressed if 100% of teachers/principals received the same rating or if the total teachers/principals in an LEA is less than five.

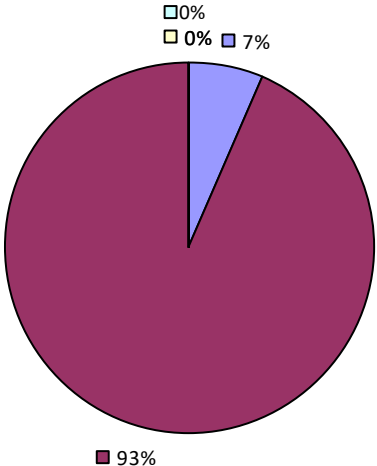
**BERKSHIRE UFSD**

**2018-19 TEACHER EVALUATION RESULTS**

*Student performance results not shown due to suppression\**

**Teacher Observation**

*Overall results not shown due to suppression\**



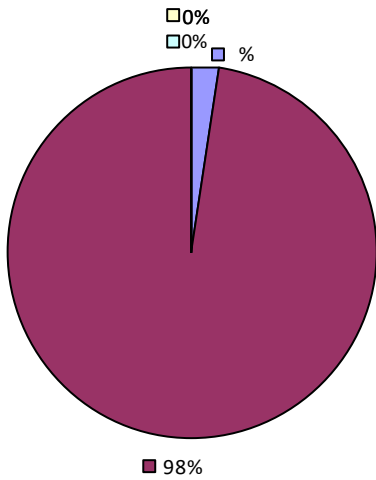
**2018-19 PRINCIPAL EVALUATION RESULTS NOT SHOWN DUE TO SUPPRESSION\***

\* Data is suppressed if 100% of teachers/principals received the same rating or if the total teachers/principals in an LEA is less than five.

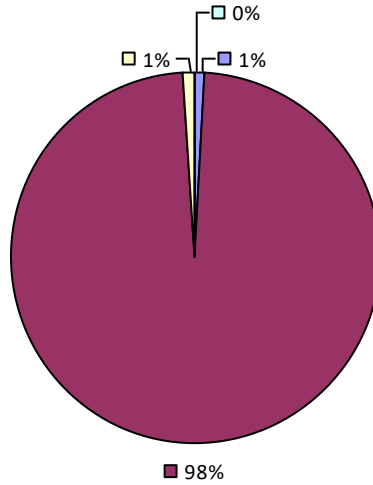
# BERLIN CSD

## 2018-19 TEACHER EVALUATION RESULTS

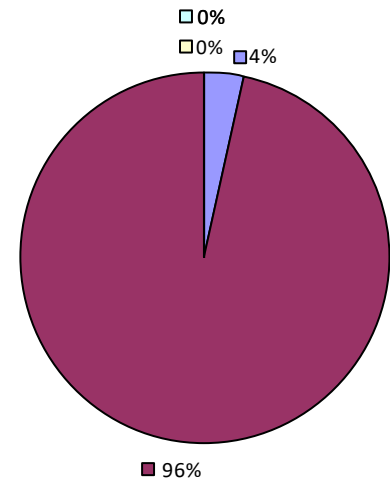
### Student Performance



### Teacher Observation



### Overall Rating



2018-19 PRINCIPAL EVALUATION RESULTS NOT SHOWN DUE TO SUPPRESSION\*

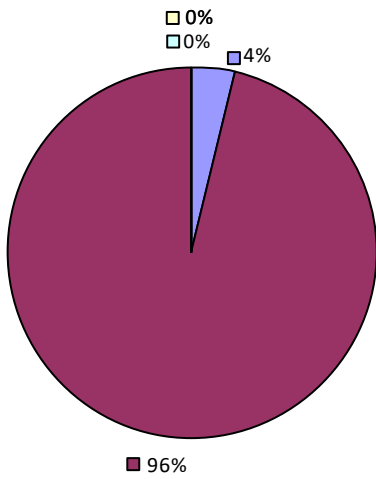
\* Data is suppressed if 100% of teachers/principals received the same rating or if the total teachers/principals in an LEA is less than five.



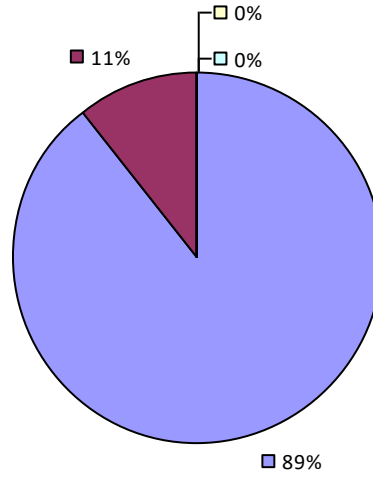
# BERNE-KNOX-WESTERLO CSD

## 2018-19 TEACHER EVALUATION RESULTS

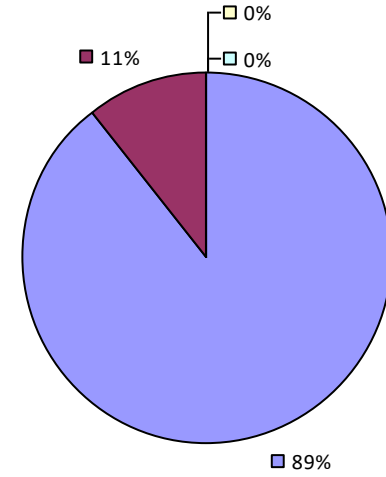
### Student Performance



### Teacher Observation



### Overall Rating



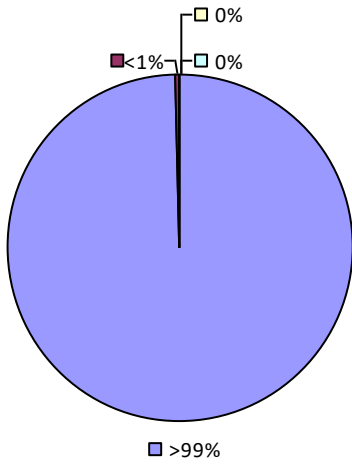
2018-19 PRINCIPAL EVALUATION RESULTS NOT SHOWN DUE TO SUPPRESSION\*

\* Data is suppressed if 100% of teachers/principals received the same rating or if the total teachers/principals in an LEA is less than five.

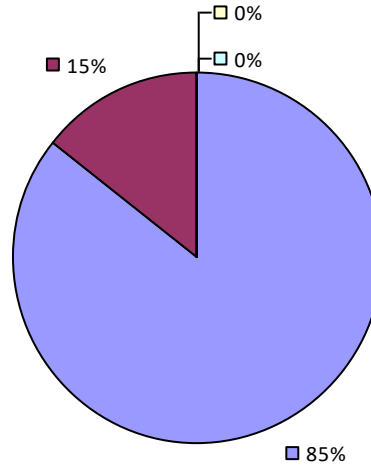
# BETHLEHEM CSD

## 2018-19 TEACHER EVALUATION RESULTS

Student Performance



Teacher Observation

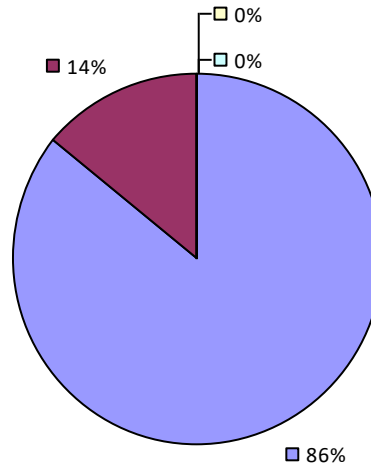


Overall results not shown due to suppression\*

## 2018-19 PRINCIPAL EVALUATION RESULTS

Student performance results not shown due to suppression\*

Principal School Visits



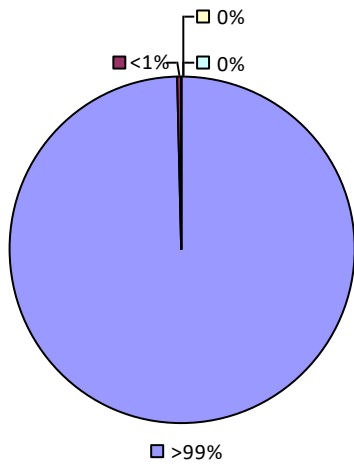
Overall results not shown due to suppression\*

\* Data is suppressed if 100% of teachers/principals received the same rating or if the total teachers/principals in an LEA is less than five.

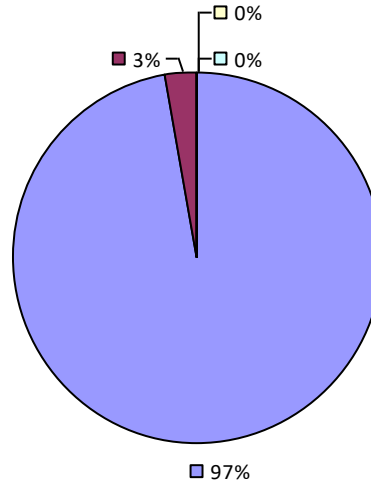
# BETHPAGE UFSD

## 2018-19 TEACHER EVALUATION RESULTS

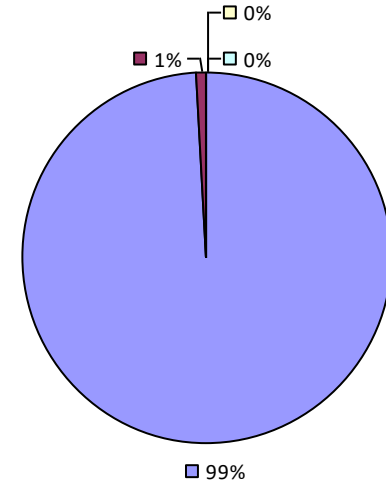
Student Performance



Teacher Observation



Overall Rating



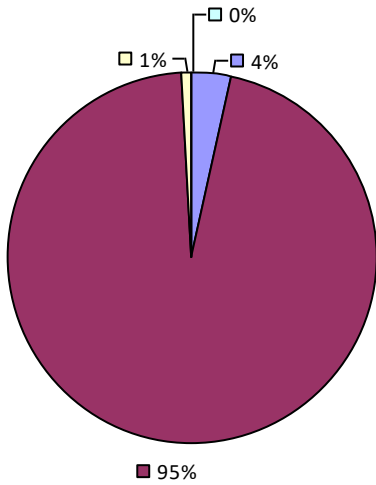
2018-19 PRINCIPAL EVALUATION RESULTS NOT SHOWN DUE TO SUPPRESSION\*

\* Data is suppressed if 100% of teachers/principals received the same rating or if the total teachers/principals in an LEA is less than five.

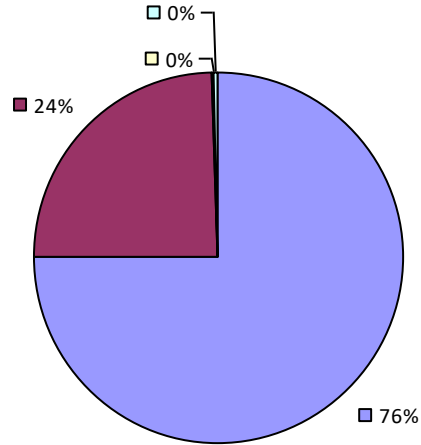
# BINGHAMTON CITY SD

## 2018-19 TEACHER EVALUATION RESULTS

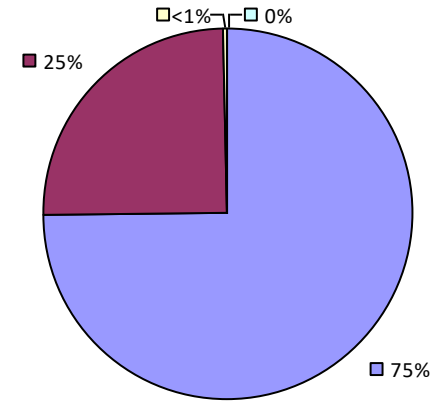
### Student Performance



### Teacher Observation



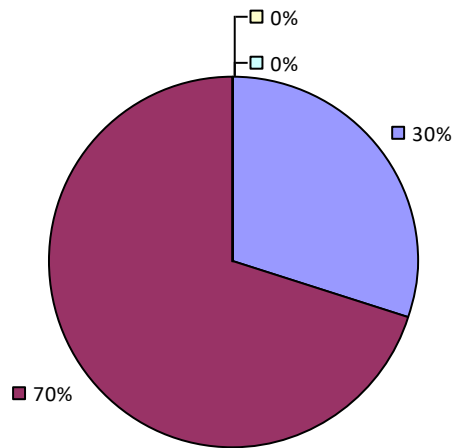
### Overall Rating



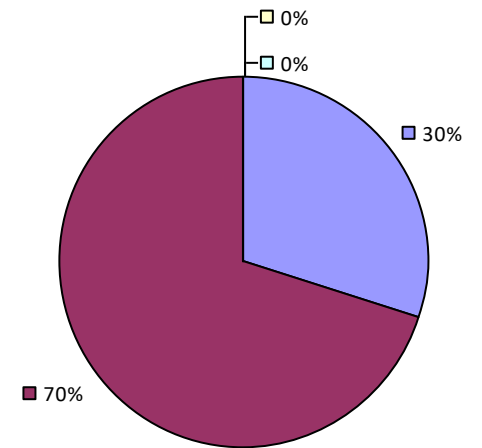
## 2018-19 PRINCIPAL EVALUATION RESULTS

Student performance results not shown due to suppression\*

### Principal School Visits



### Overall Rating



\* Data is suppressed if 100% of teachers/principals received the same rating or if the total teachers/principals in an LEA is less than five.

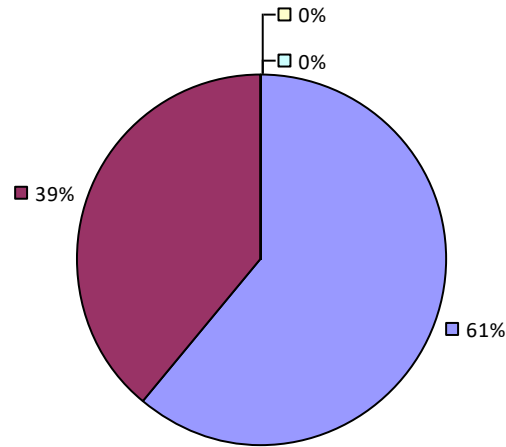
# BLIND BROOK-RYE UFSD

## 2018-19 TEACHER EVALUATION RESULTS

Student performance results not shown due to suppression\*

### Teacher Observation

Overall results not shown due to suppression\*



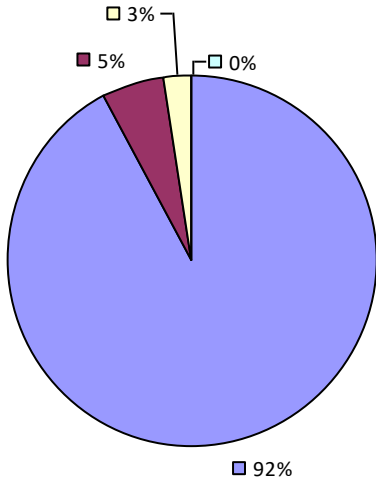
## 2018-19 PRINCIPAL EVALUATION RESULTS NOT SHOWN DUE TO SUPPRESSION\*

\* Data is suppressed if 100% of teachers/principals received the same rating or if the total teachers/principals in an LEA is less than five.

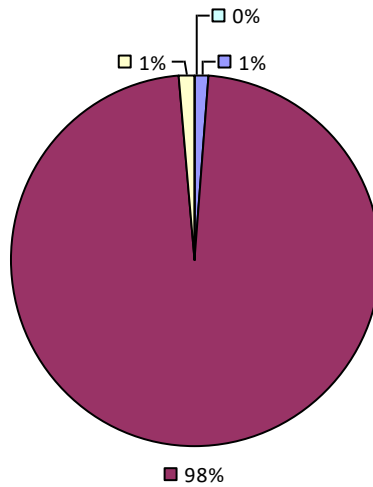
# BOLIVAR-RICHBURG CSD

## 2018-19 TEACHER EVALUATION RESULTS

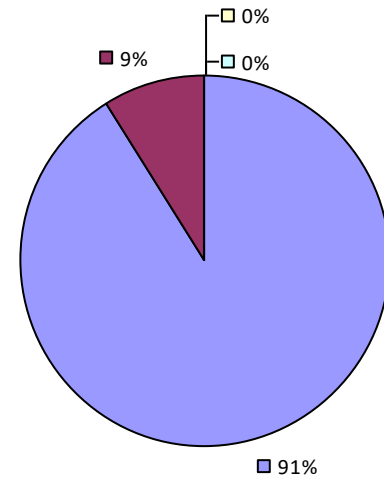
Student Performance



Teacher Observation



Overall Rating



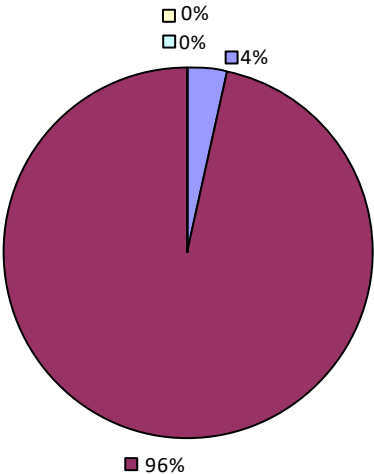
2018-19 PRINCIPAL EVALUATION RESULTS NOT SHOWN DUE TO SUPPRESSION\*

\* Data is suppressed if 100% of teachers/principals received the same rating or if the total teachers/principals in an LEA is less than five.

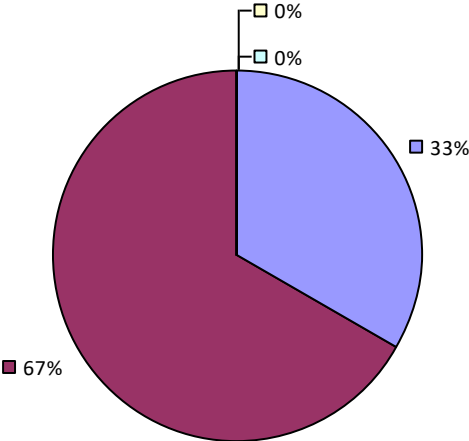
**BOLTON CSD**

**2018-19 TEACHER EVALUATION RESULTS**

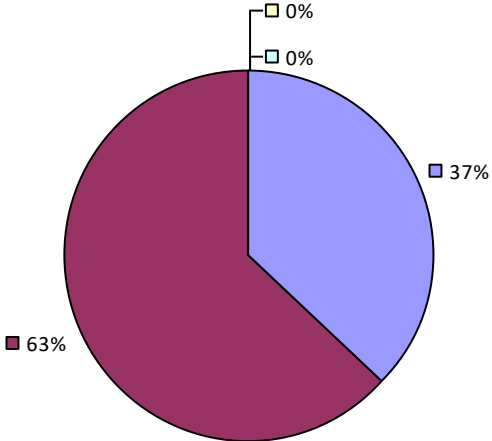
Student Performance



Teacher Observation



Overall Rating



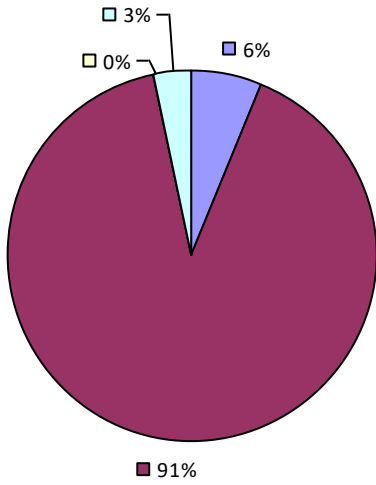
2018-19 PRINCIPAL EVALUATION RESULTS NOT SHOWN DUE TO SUPPRESSION\*

\* Data is suppressed if 100% of teachers/principals received the same rating or if the total teachers/principals in an LEA is less than five.

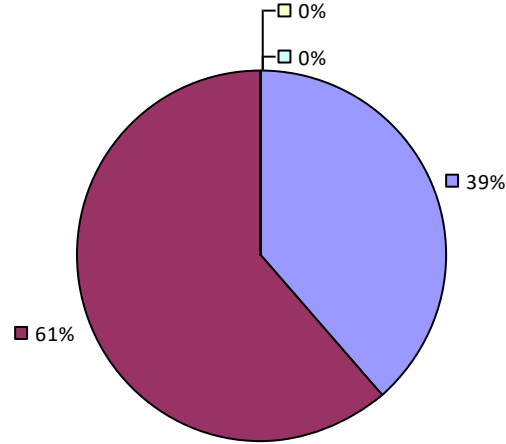
# BRADFORD CSD

## 2018-19 TEACHER EVALUATION RESULTS

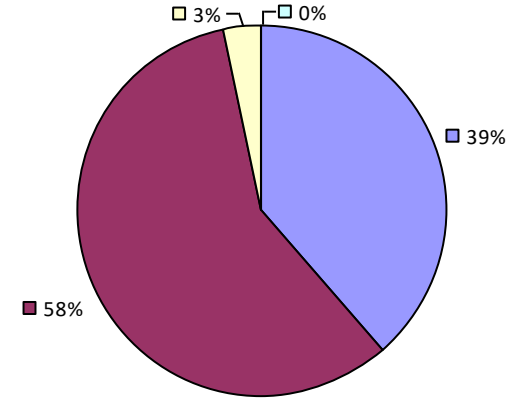
### Student Performance



### Teacher Observation



### Overall Rating



2018-19 PRINCIPAL EVALUATION RESULTS NOT SHOWN DUE TO SUPPRESSION\*

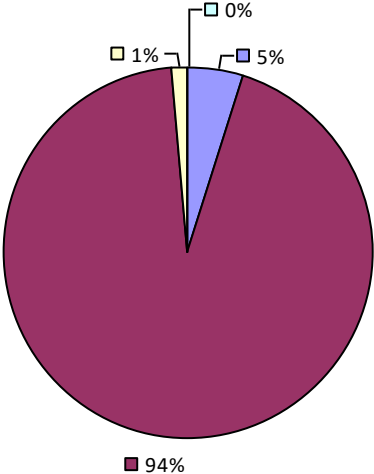
\* Data is suppressed if 100% of teachers/principals received the same rating or if the total teachers/principals in an LEA is less than five.



# BRASHER FALLS CSD

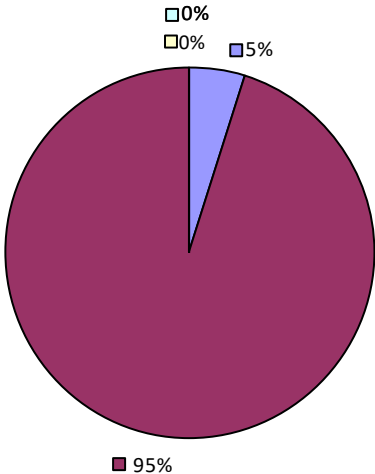
## 2018-19 TEACHER EVALUATION RESULTS

Student Performance



Teacher observation results not shown due to suppression\*

Overall Rating



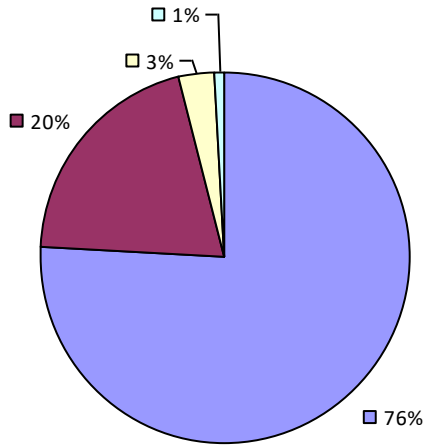
## 2018-19 PRINCIPAL EVALUATION RESULTS NOT SHOWN DUE TO SUPPRESSION\*

\* Data is suppressed if 100% of teachers/principals received the same rating or if the total teachers/principals in an LEA is less than five.

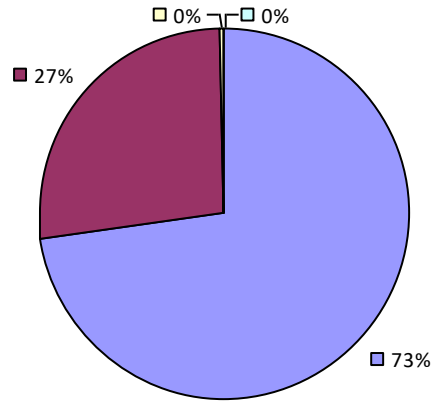
# BRENTWOOD UFSD

## 2018-19 TEACHER EVALUATION RESULTS

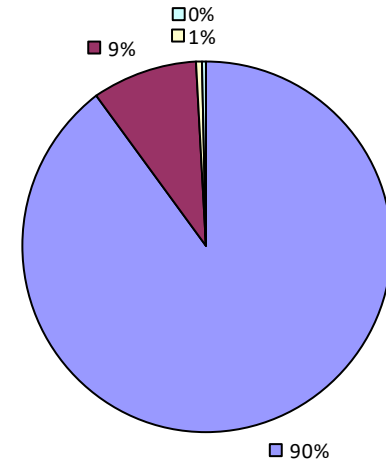
Student Performance



Teacher Observation

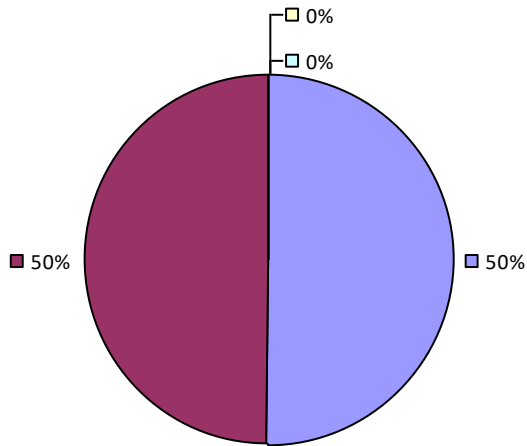


Overall Rating



## 2018-19 PRINCIPAL EVALUATION RESULTS

Student Performance



Principal school visit results not shown due to suppression\*

Overall results not shown due to suppression\*

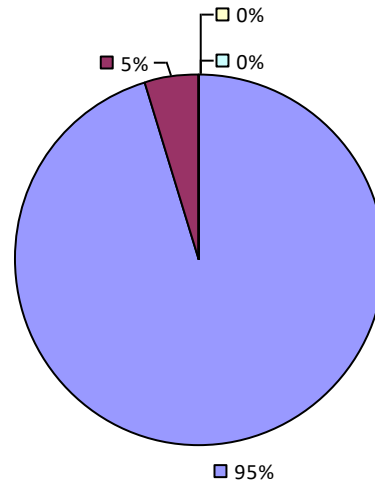
\* Data is suppressed if 100% of teachers/principals received the same rating or if the total teachers/principals in an LEA is less than five.

# BREWSTER CSD

## 2018-19 TEACHER EVALUATION RESULTS

Student performance results not shown due to suppression\*

### Teacher Observation

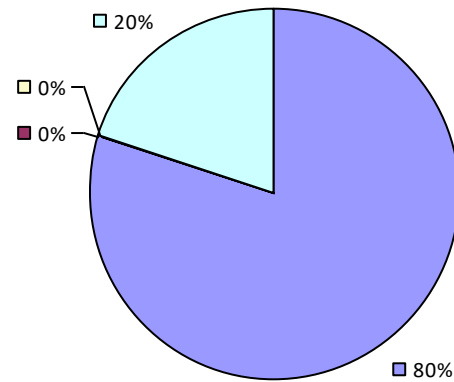


Overall results not shown due to suppression\*

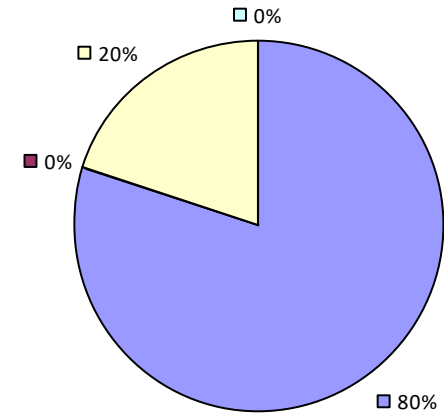
## 2018-19 PRINCIPAL EVALUATION RESULTS

Student performance results not shown due to suppression\*

### Principal School Visits



### Overall Rating



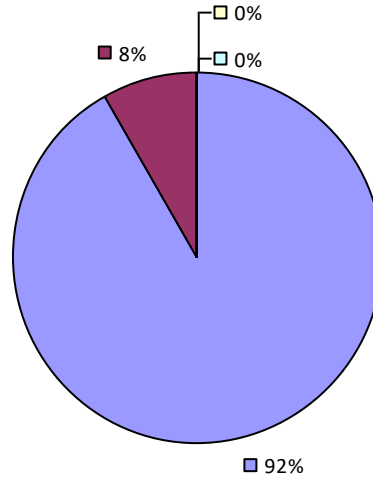
\* Data is suppressed if 100% of teachers/principals received the same rating or if the total teachers/principals in an LEA is less than five.

# BRIARCLIFF MANOR UFSD

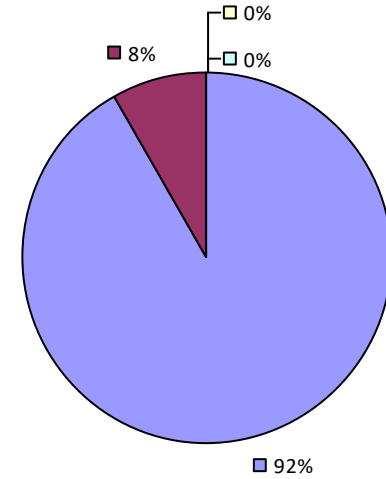
## 2018-19 TEACHER EVALUATION RESULTS

Student performance results not shown due to suppression\*

### Teacher Observation



### Overall Rating



## 2018-19 PRINCIPAL EVALUATION RESULTS NOT SHOWN DUE TO SUPPRESSION\*

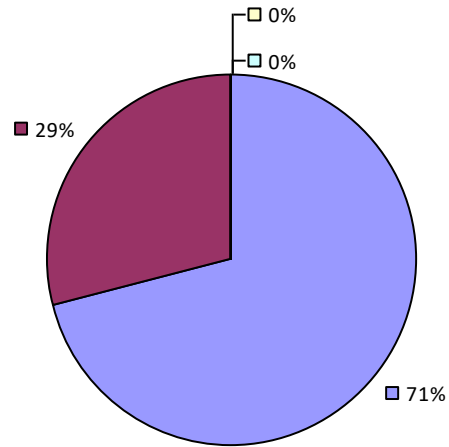
\* Data is suppressed if 100% of teachers/principals received the same rating or if the total teachers/principals in an LEA is less than five.

# BRIDGEHAMPTON UFSD

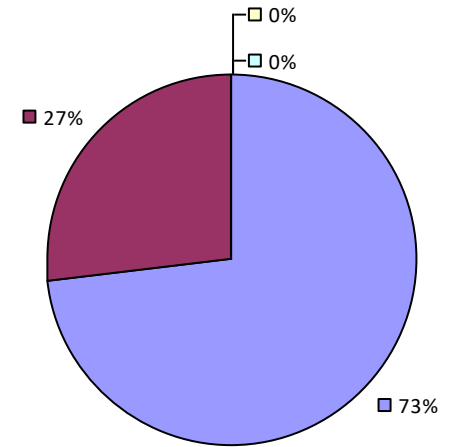
## 2018-19 TEACHER EVALUATION RESULTS

Student performance results not shown due to suppression\*

### Teacher Observation



### Overall Rating



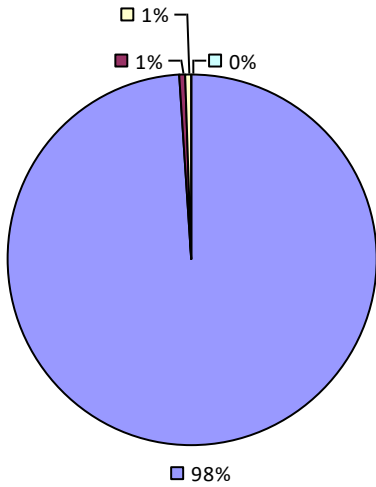
## 2018-19 PRINCIPAL EVALUATION RESULTS NOT SHOWN DUE TO SUPPRESSION\*

\* Data is suppressed if 100% of teachers/principals received the same rating or if the total teachers/principals in an LEA is less than five.

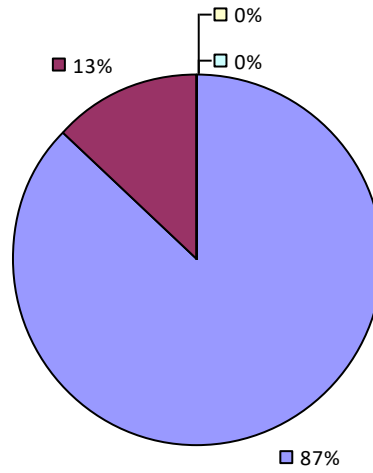
# BRIGHTON CSD

## 2018-19 TEACHER EVALUATION RESULTS

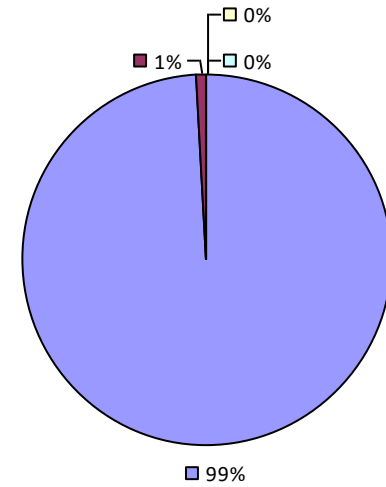
### Student Performance



### Teacher Observation



### Overall Rating



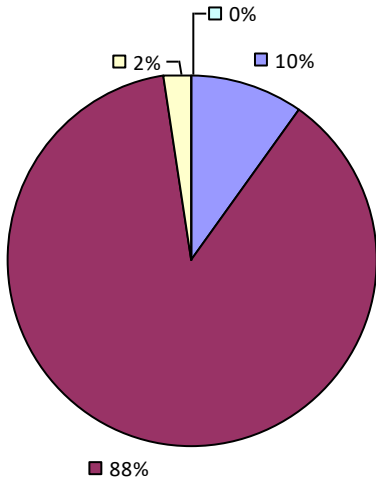
2018-19 PRINCIPAL EVALUATION RESULTS NOT SHOWN DUE TO SUPPRESSION\*

\* Data is suppressed if 100% of teachers/principals received the same rating or if the total teachers/principals in an LEA is less than five.

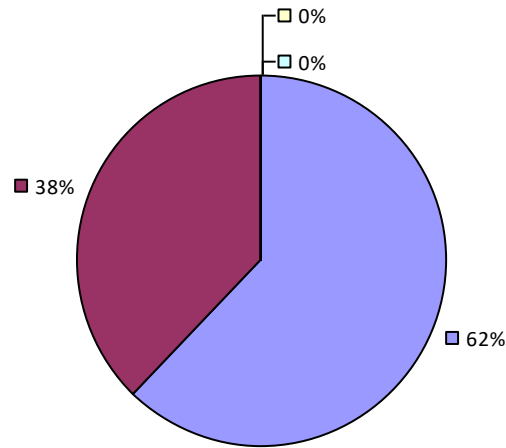
# BROADALBIN-PERTH CSD

## 2018-19 TEACHER EVALUATION RESULTS

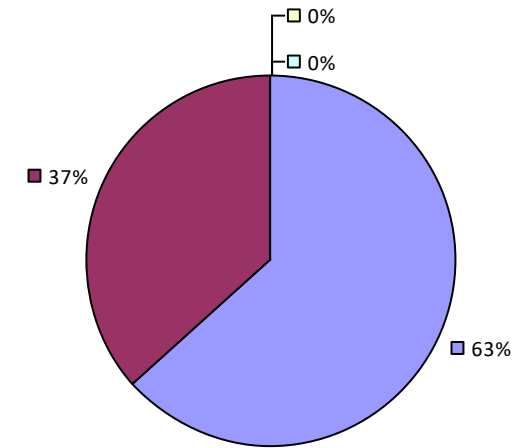
Student Performance



Teacher Observation



Overall Rating



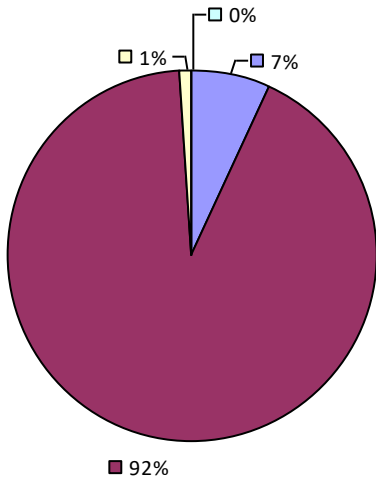
2018-19 PRINCIPAL EVALUATION RESULTS NOT SHOWN DUE TO SUPPRESSION\*

\* Data is suppressed if 100% of teachers/principals received the same rating or if the total teachers/principals in an LEA is less than five.

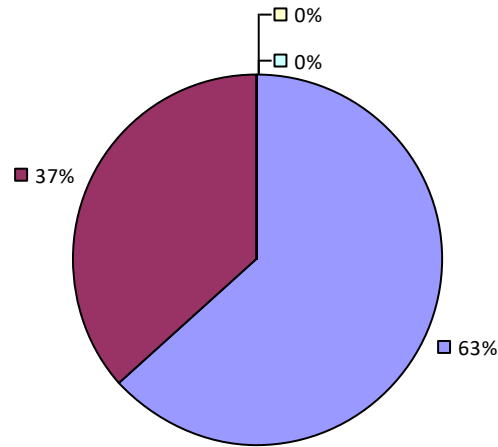
# BROCKPORT CSD

## 2018-19 TEACHER EVALUATION RESULTS

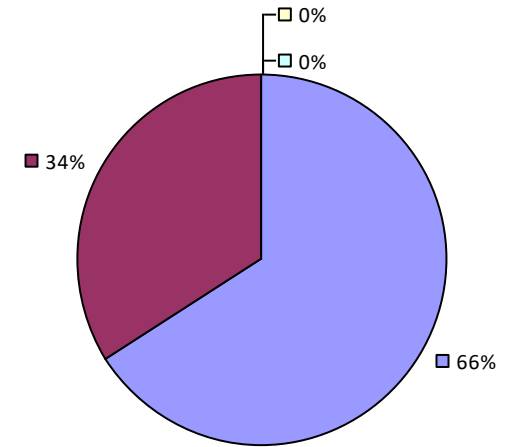
### Student Performance



### Teacher Observation



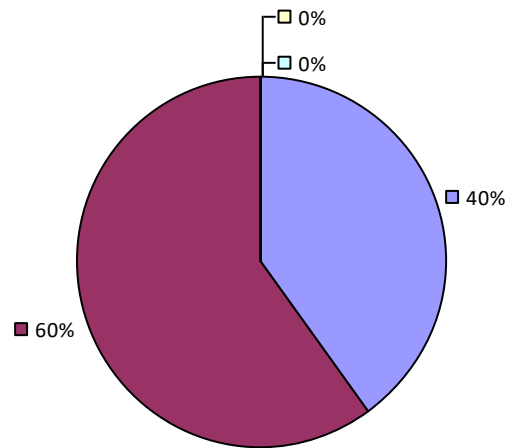
### Overall Rating



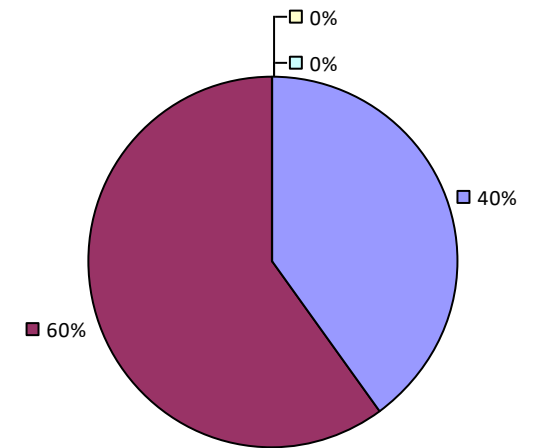
## 2018-19 PRINCIPAL EVALUATION RESULTS

Student performance results not shown due to suppression\*

### Principal School Visits



### Overall Rating



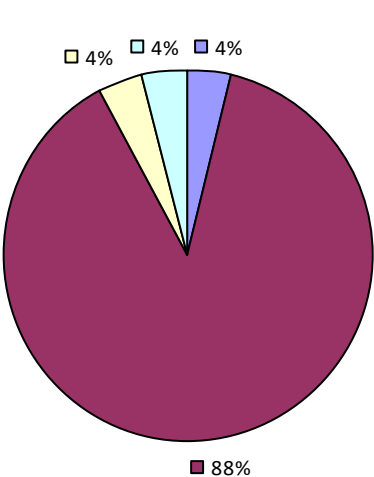
\* Data is suppressed if 100% of teachers/principals received the same rating or if the total teachers/principals in an LEA is less than five.



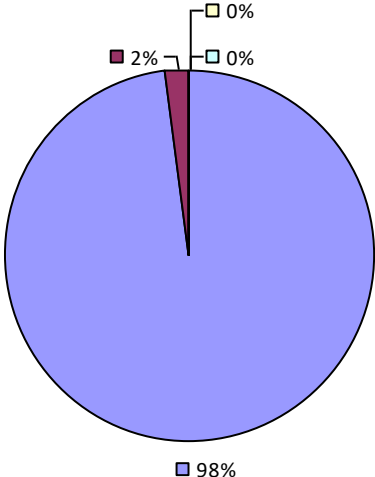
**BROCTON CSD**

**2018-19 TEACHER EVALUATION RESULTS**

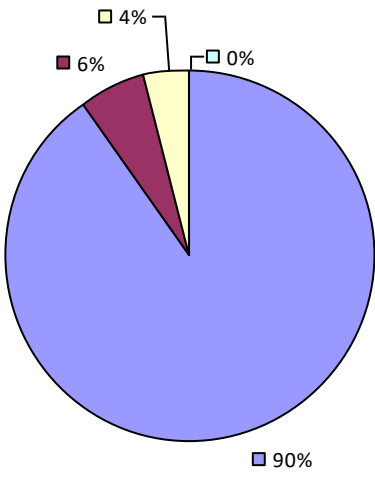
Student Performance



Teacher Observation



Overall Rating



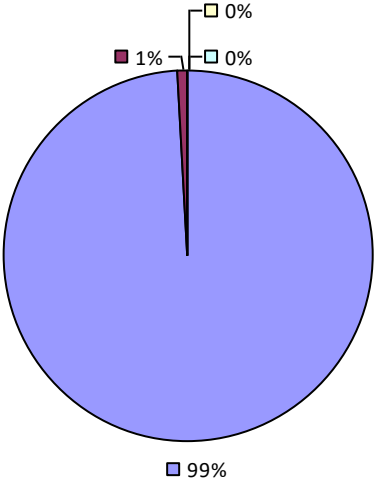
2018-19 PRINCIPAL EVALUATION RESULTS NOT SHOWN DUE TO SUPPRESSION\*

\* Data is suppressed if 100% of teachers/principals received the same rating or if the total teachers/principals in an LEA is less than five.

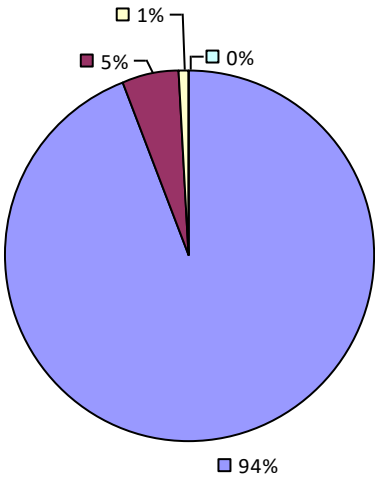
**BRONXVILLE UFSD**

**2018-19 TEACHER EVALUATION RESULTS**

**Student Performance**



**Teacher Observation**



Overall results not shown due to suppression\*

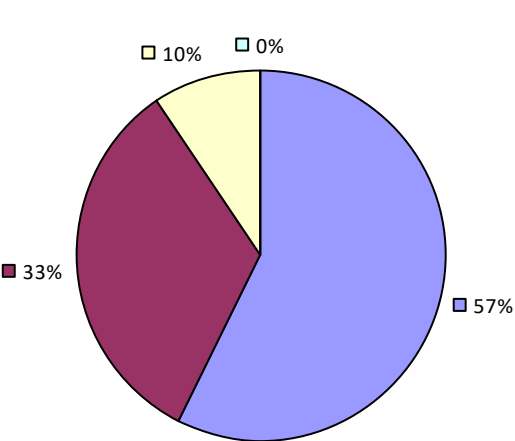
**2018-19 PRINCIPAL EVALUATION RESULTS NOT SHOWN DUE TO SUPPRESSION\***

\* Data is suppressed if 100% of teachers/principals received the same rating or if the total teachers/principals in an LEA is less than five.

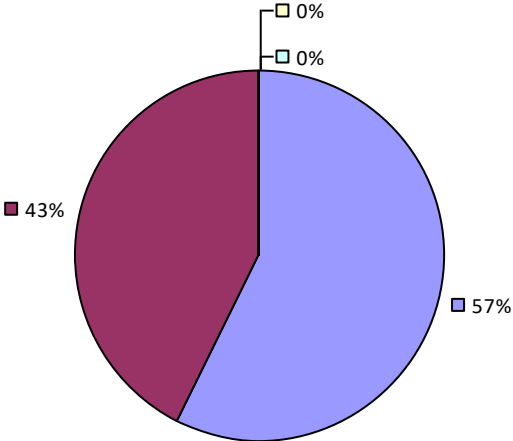
**BROOKFIELD CSD**

**2018-19 TEACHER EVALUATION RESULTS**

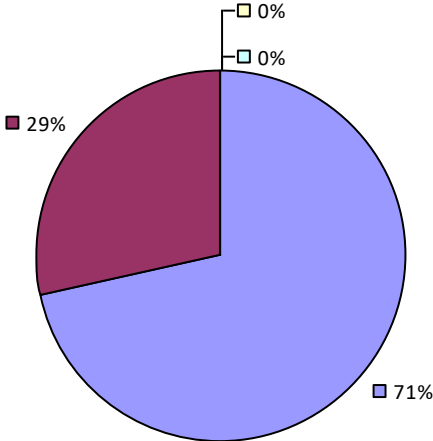
Student Performance



Teacher Observation



Overall Rating



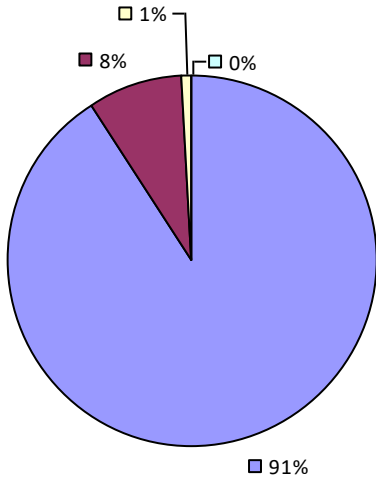
**2018-19 PRINCIPAL EVALUATION RESULTS NOT SHOWN DUE TO SUPPRESSION\***

\* Data is suppressed if 100% of teachers/principals received the same rating or if the total teachers/principals in an LEA is less than five.

# BROOKHAVEN-COMSEWOGUE UFSD

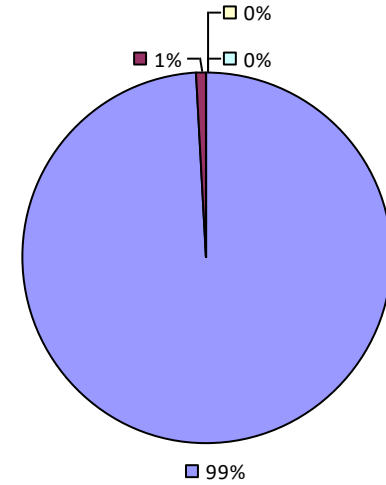
## 2018-19 TEACHER EVALUATION RESULTS

Student Performance



Teacher observation results not shown due to suppression\*

Overall Rating



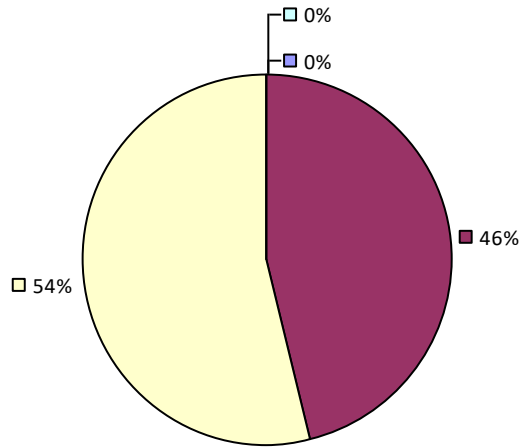
## 2018-19 PRINCIPAL EVALUATION RESULTS NOT SHOWN DUE TO SUPPRESSION\*

\* Data is suppressed if 100% of teachers/principals received the same rating or if the total teachers/principals in an LEA is less than five.

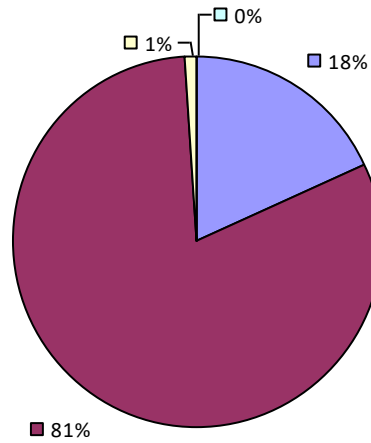
# BROOME-DELAWARE-TIOGA BOCES

## 2018-19 TEACHER EVALUATION RESULTS

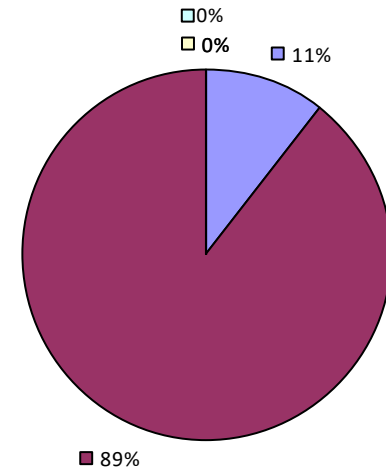
Student Performance



Teacher Observation

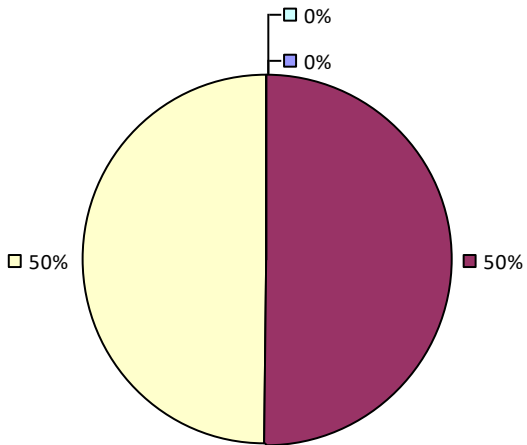


Overall Rating

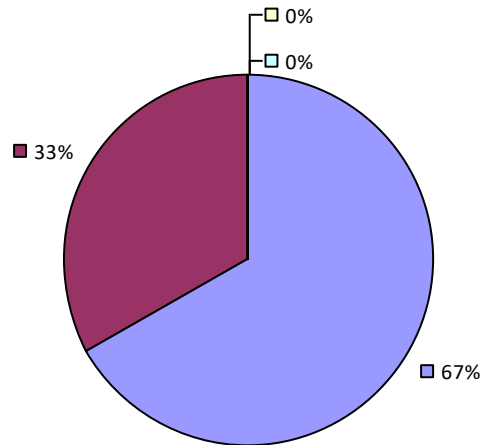


## 2018-19 PRINCIPAL EVALUATION RESULTS

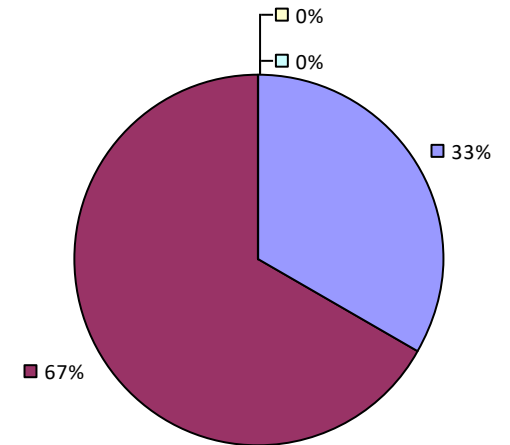
Student Performance



Principal School Visits



Overall Rating

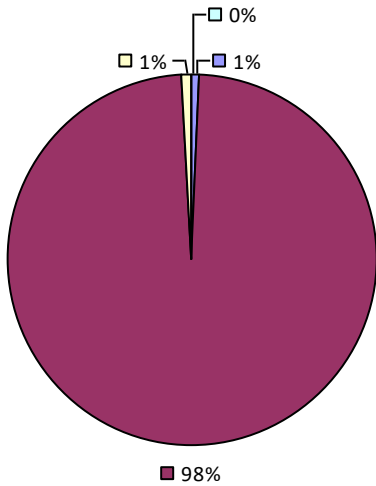


\* Data is suppressed if 100% of teachers/principals received the same rating or if the total teachers/principals in an LEA is less than five.

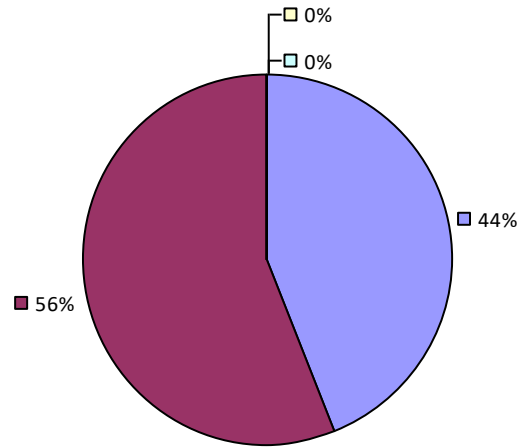
# BRUNSWICK CSD (BRITTONKILL)

## 2018-19 TEACHER EVALUATION RESULTS

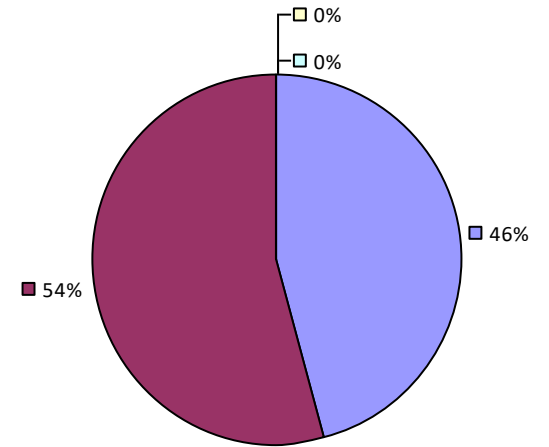
Student Performance



Teacher Observation



Overall Rating



2018-19 PRINCIPAL EVALUATION RESULTS NOT SHOWN DUE TO SUPPRESSION\*

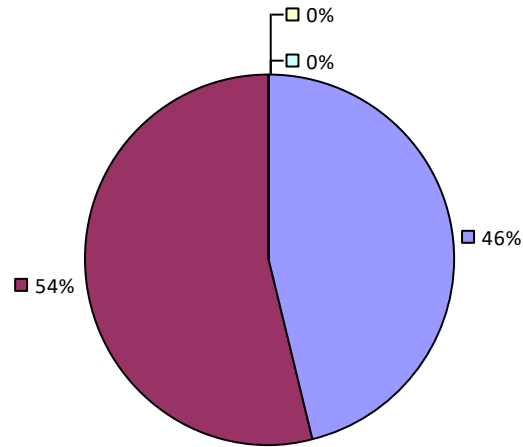
\* Data is suppressed if 100% of teachers/principals received the same rating or if the total teachers/principals in an LEA is less than five.

# BRUSHTON-MOIRA CSD

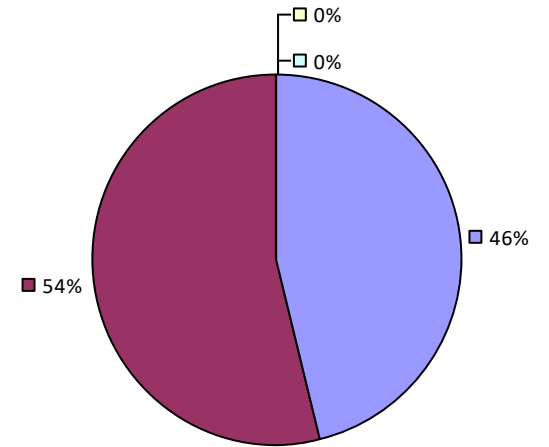
## 2018-19 TEACHER EVALUATION RESULTS

Student performance results not shown due to suppression\*

### Teacher Observation



### Overall Rating



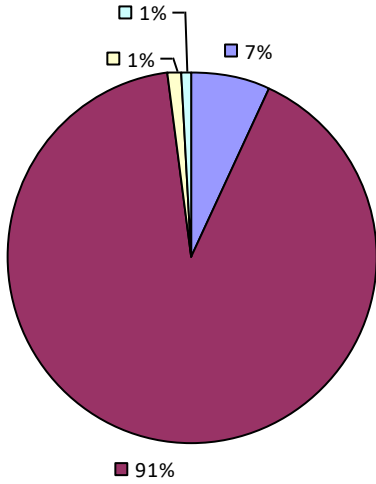
## 2018-19 PRINCIPAL EVALUATION RESULTS NOT SHOWN DUE TO SUPPRESSION\*

\* Data is suppressed if 100% of teachers/principals received the same rating or if the total teachers/principals in an LEA is less than five.

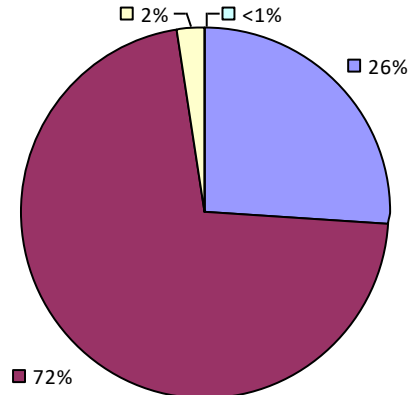
# BUFFALO CITY SD

## 2018-19 TEACHER EVALUATION RESULTS

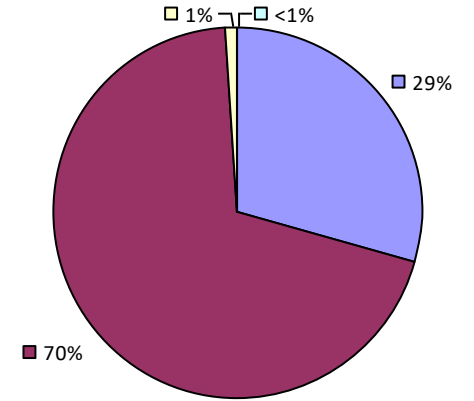
### Student Performance



### Teacher Observation



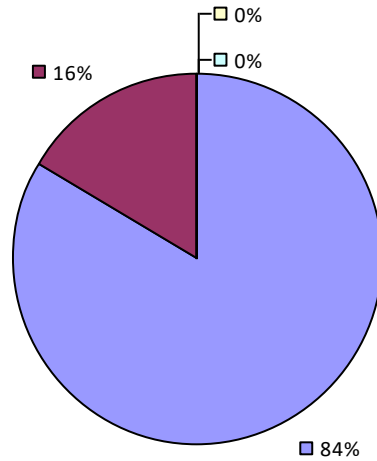
### Overall Rating



## 2018-19 PRINCIPAL EVALUATION RESULTS

Student performance results not shown due to suppression\*

### Principal School Visits



Overall results not shown due to suppression\*

\* Data is suppressed if 100% of teachers/principals received the same rating or if the total teachers/principals in an LEA is less than five.

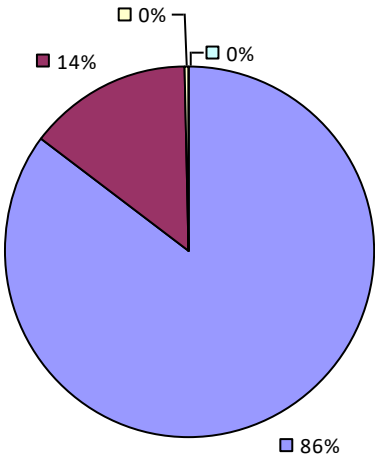


# BURNT HILLS-BALLSTON LAKE CSD

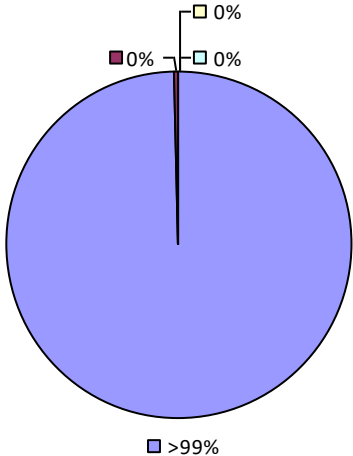
## 2018-19 TEACHER EVALUATION RESULTS

Student performance results not shown due to suppression\*

### Teacher Observation



### Overall Rating



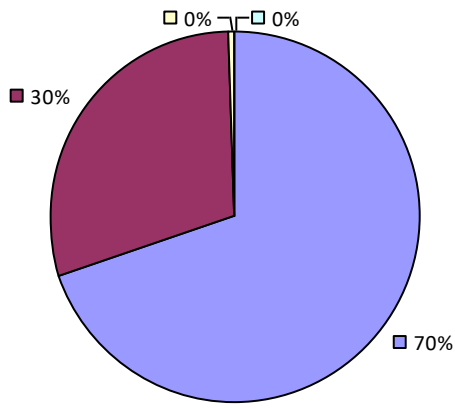
## 2018-19 PRINCIPAL EVALUATION RESULTS NOT SHOWN DUE TO SUPPRESSION\*

\* Data is suppressed if 100% of teachers/principals received the same rating or if the total teachers/principals in an LEA is less than five.

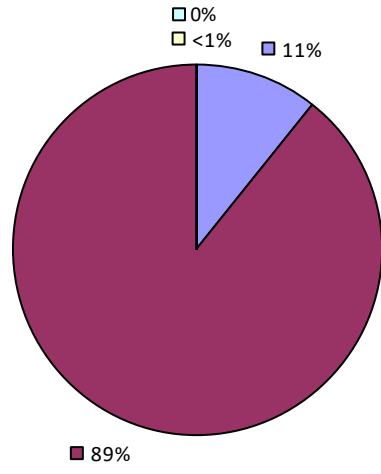
# BYRAM HILLS CSD

## 2018-19 TEACHER EVALUATION RESULTS

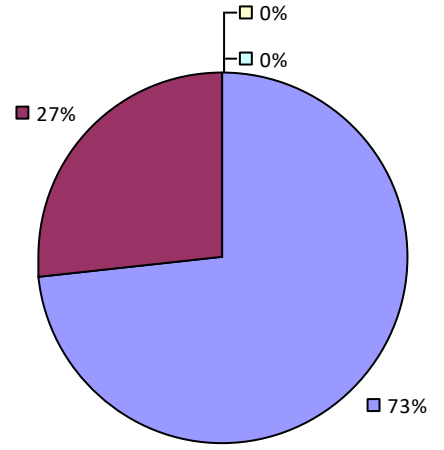
### Student Performance



### Teacher Observation



### Overall Rating

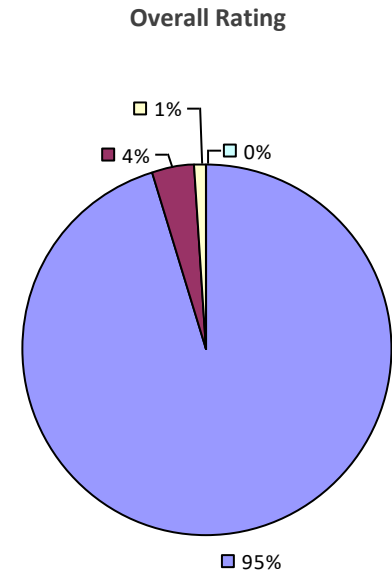
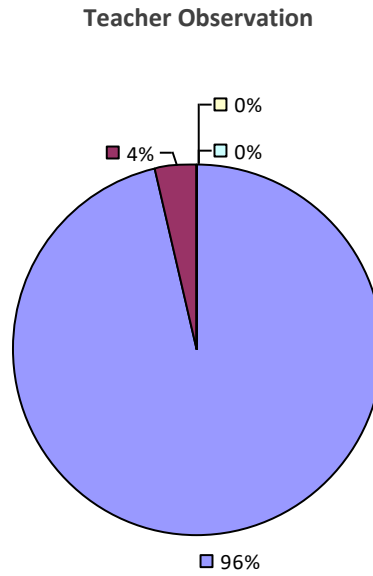
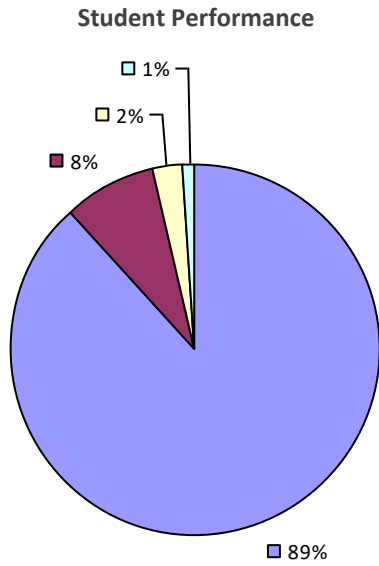


2018-19 PRINCIPAL EVALUATION RESULTS NOT SHOWN DUE TO SUPPRESSION\*

\* Data is suppressed if 100% of teachers/principals received the same rating or if the total teachers/principals in an LEA is less than five.

# BYRON-BERGEN CSD

## 2018-19 TEACHER EVALUATION RESULTS



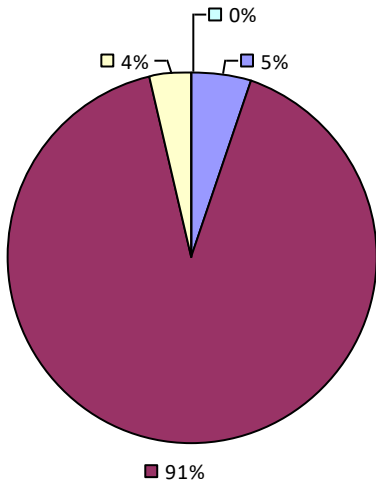
2018-19 PRINCIPAL EVALUATION RESULTS NOT SHOWN DUE TO SUPPRESSION\*

\* Data is suppressed if 100% of teachers/principals received the same rating or if the total teachers/principals in an LEA is less than five.

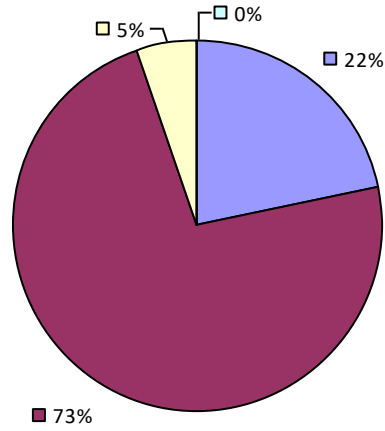
# CAIRO-DURHAM CSD

## 2018-19 TEACHER EVALUATION RESULTS

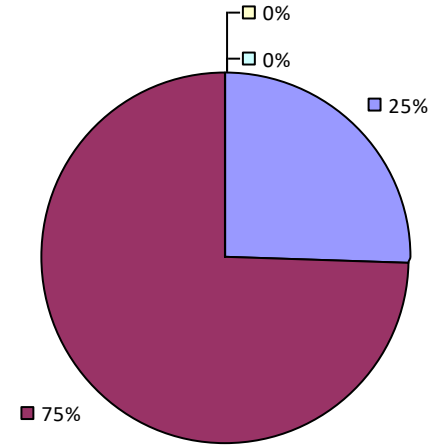
Student Performance



Teacher Observation



Overall Rating



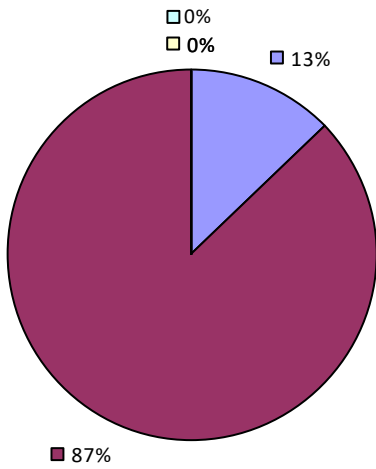
2018-19 PRINCIPAL EVALUATION RESULTS NOT SUBMITTED

\* Data is suppressed if 100% of teachers/principals received the same rating or if the total teachers/principals in an LEA is less than five.

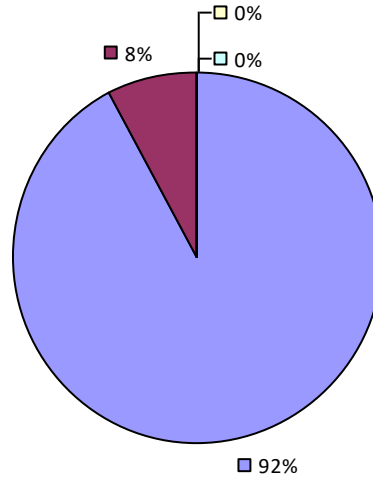
# CALEDONIA-MUMFORD CSD

## 2018-19 TEACHER EVALUATION RESULTS

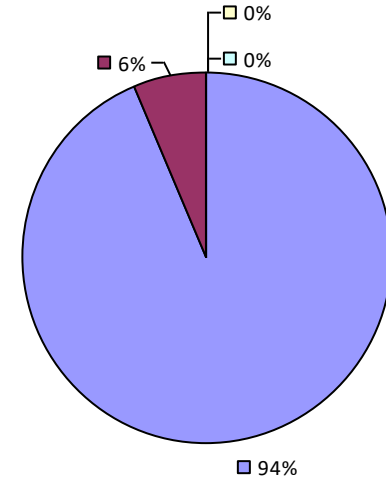
Student Performance



Teacher Observation



Overall Rating



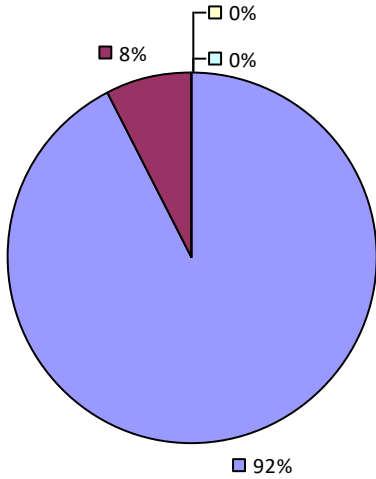
2018-19 PRINCIPAL EVALUATION RESULTS NOT SHOWN DUE TO SUPPRESSION\*

\* Data is suppressed if 100% of teachers/principals received the same rating or if the total teachers/principals in an LEA is less than five.

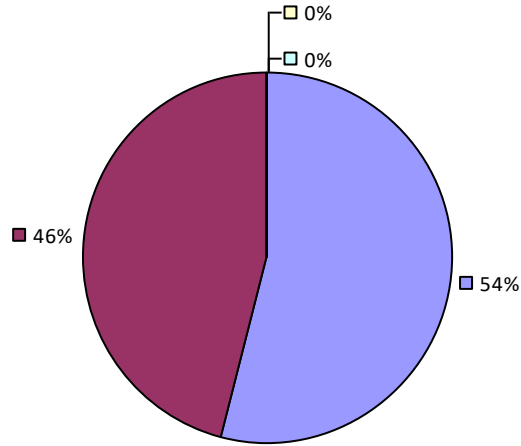
# CAMBRIDGE CSD

## 2018-19 TEACHER EVALUATION RESULTS

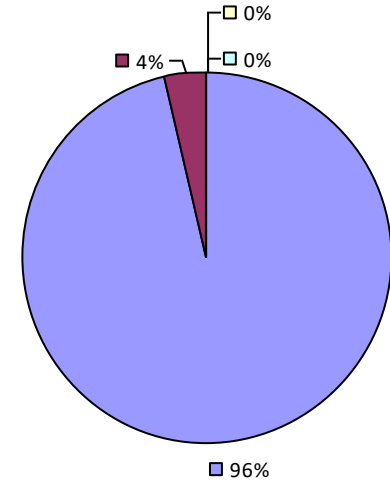
Student Performance



Teacher Observation



Overall Rating



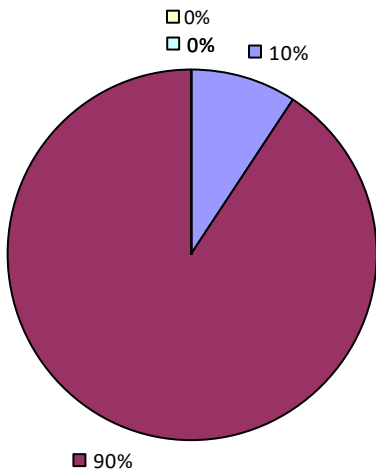
2018-19 PRINCIPAL EVALUATION RESULTS NOT SHOWN DUE TO SUPPRESSION\*

\* Data is suppressed if 100% of teachers/principals received the same rating or if the total teachers/principals in an LEA is less than five.

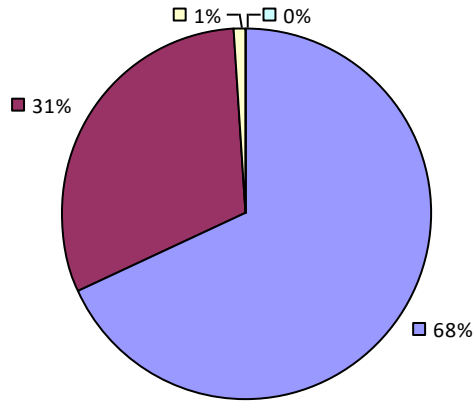
# CAMDEN CSD

## 2018-19 TEACHER EVALUATION RESULTS

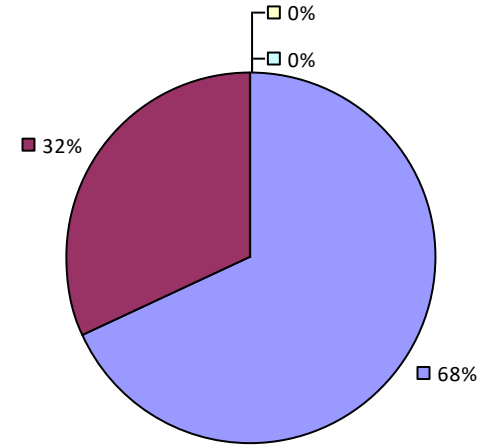
### Student Performance



### Teacher Observation



### Overall Rating



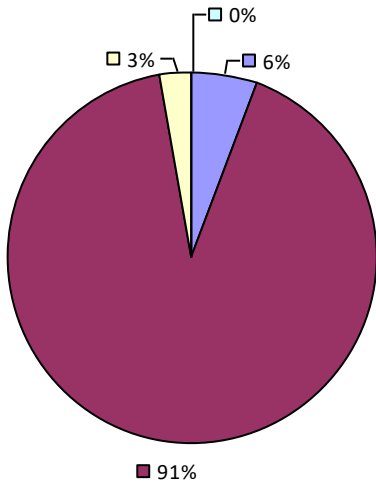
2018-19 PRINCIPAL EVALUATION RESULTS NOT SHOWN DUE TO SUPPRESSION\*

\* Data is suppressed if 100% of teachers/principals received the same rating or if the total teachers/principals in an LEA is less than five.

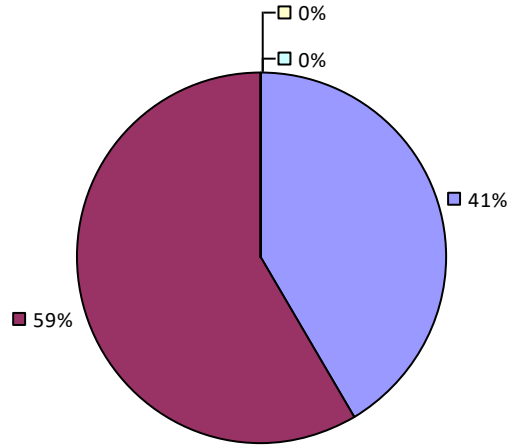
# CAMPBELL-SAVONA CSD

## 2018-19 TEACHER EVALUATION RESULTS

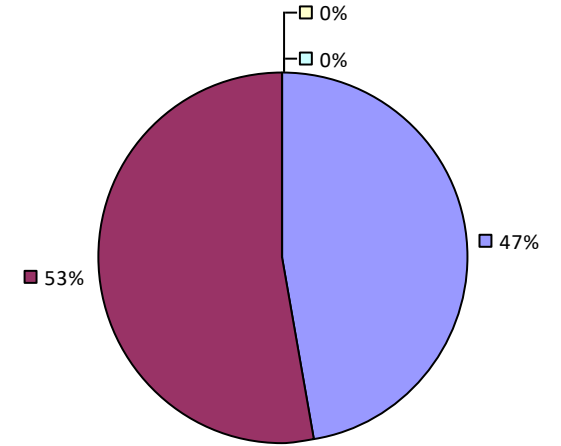
### Student Performance



### Teacher Observation



### Overall Rating



2018-19 PRINCIPAL EVALUATION RESULTS NOT SHOWN DUE TO SUPPRESSION\*

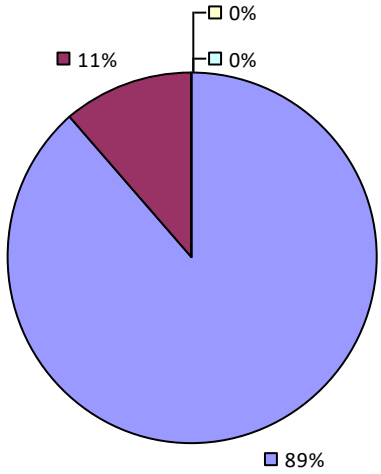
\* Data is suppressed if 100% of teachers/principals received the same rating or if the total teachers/principals in an LEA is less than five.



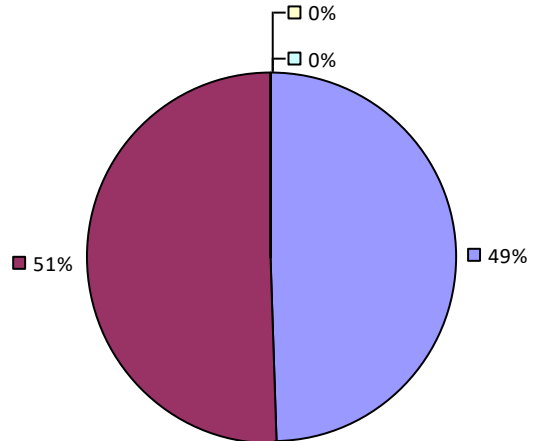
# CANAJOHARIE CSD

## 2018-19 TEACHER EVALUATION RESULTS

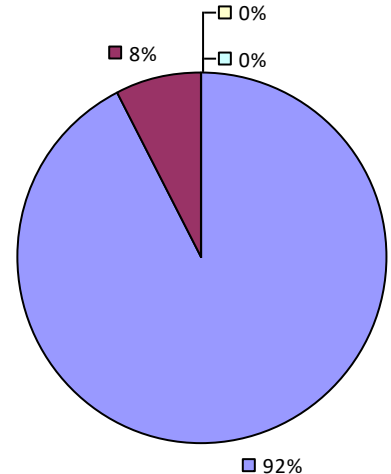
### Student Performance



### Teacher Observation



### Overall Rating



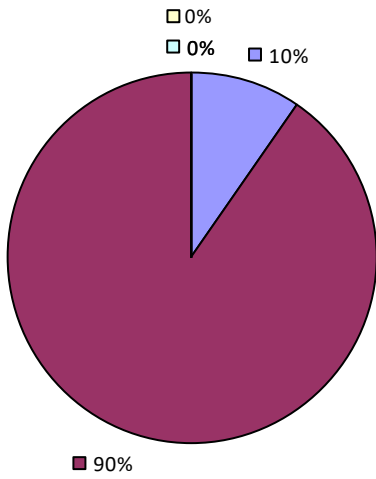
2018-19 PRINCIPAL EVALUATION RESULTS NOT SHOWN DUE TO SUPPRESSION\*

\* Data is suppressed if 100% of teachers/principals received the same rating or if the total teachers/principals in an LEA is less than five.

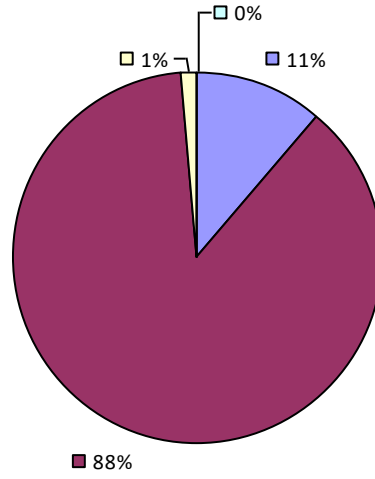
# CANANDAIGUA CITY SD

## 2018-19 TEACHER EVALUATION RESULTS

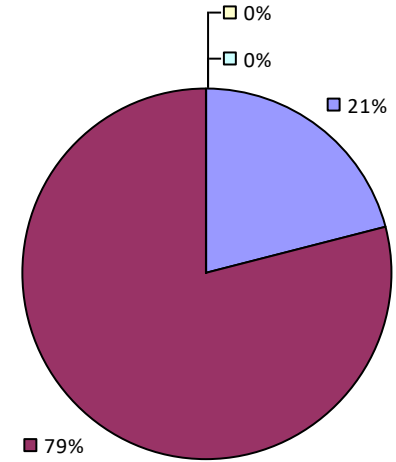
### Student Performance



### Teacher Observation



### Overall Rating



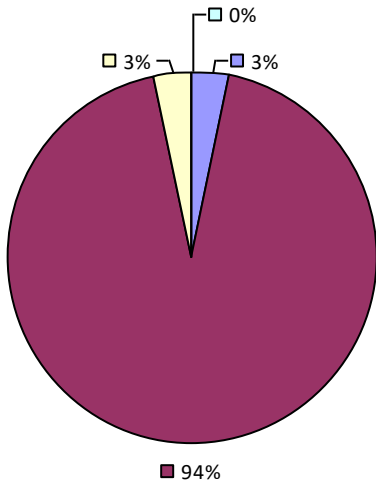
2018-19 PRINCIPAL EVALUATION RESULTS NOT SHOWN DUE TO SUPPRESSION\*

\* Data is suppressed if 100% of teachers/principals received the same rating or if the total teachers/principals in an LEA is less than five.

# CANASERAGA CSD

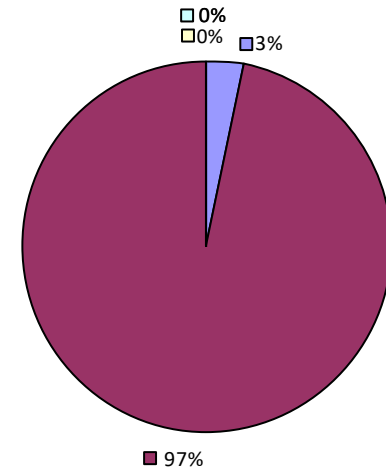
## 2018-19 TEACHER EVALUATION RESULTS

Student Performance



Teacher observation results not shown due to suppression\*

Overall Rating



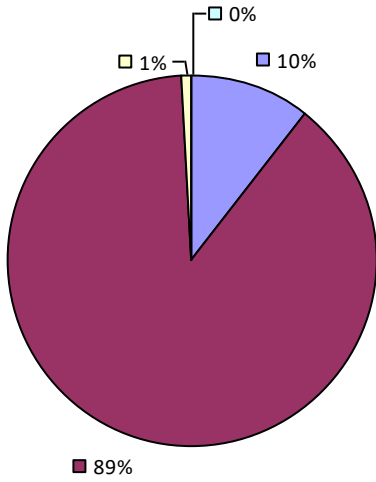
## 2018-19 PRINCIPAL EVALUATION RESULTS NOT SHOWN DUE TO SUPPRESSION\*

\* Data is suppressed if 100% of teachers/principals received the same rating or if the total teachers/principals in an LEA is less than five.

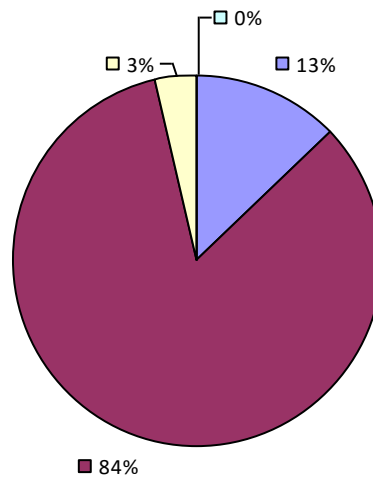
# CANASTOTA CSD

## 2018-19 TEACHER EVALUATION RESULTS

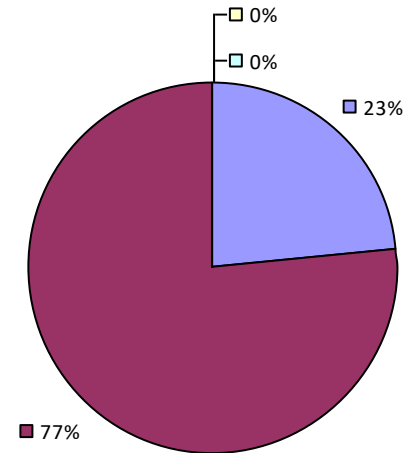
Student Performance



Teacher Observation



Overall Rating



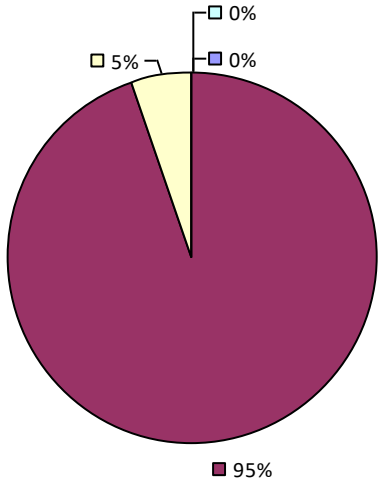
2018-19 PRINCIPAL EVALUATION RESULTS NOT SHOWN DUE TO SUPPRESSION\*

\* Data is suppressed if 100% of teachers/principals received the same rating or if the total teachers/principals in an LEA is less than five.

# CANDOR CSD

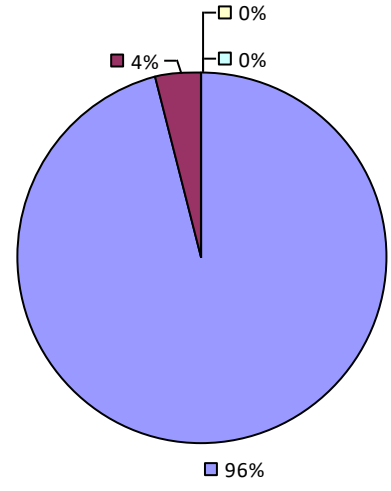
## 2018-19 TEACHER EVALUATION RESULTS

Student Performance



Teacher observation results not shown due to suppression\*

Overall Rating



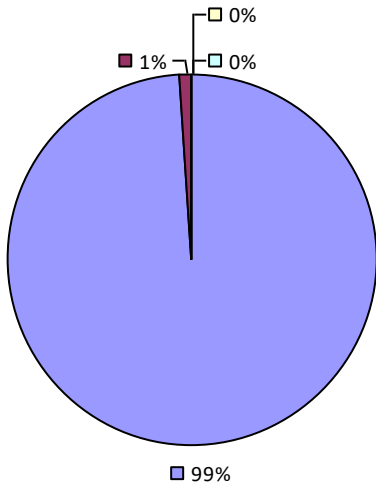
## 2018-19 PRINCIPAL EVALUATION RESULTS NOT SHOWN DUE TO SUPPRESSION\*

\* Data is suppressed if 100% of teachers/principals received the same rating or if the total teachers/principals in an LEA is less than five.

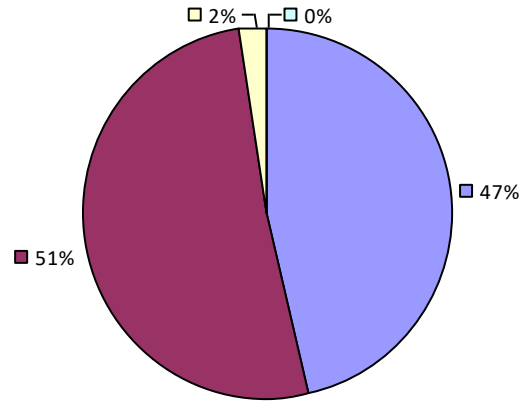
# CANISTEO-GREENWOOD CSD

## 2018-19 TEACHER EVALUATION RESULTS

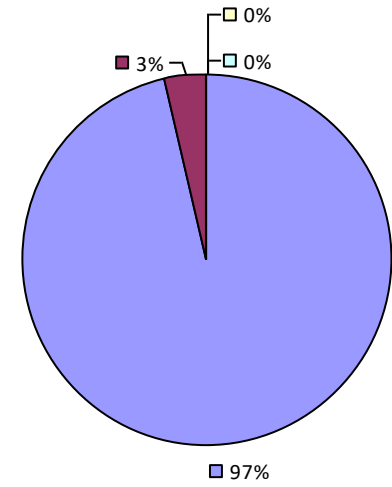
### Student Performance



### Teacher Observation



### Overall Rating



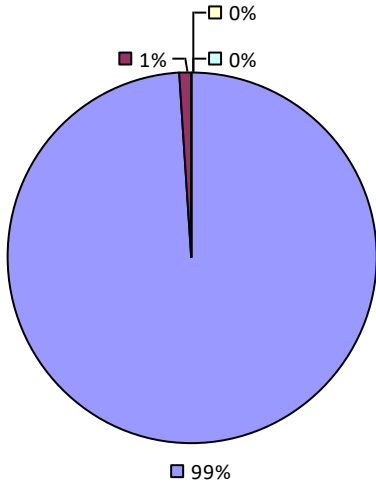
2018-19 PRINCIPAL EVALUATION RESULTS NOT SHOWN DUE TO SUPPRESSION\*

\* Data is suppressed if 100% of teachers/principals received the same rating or if the total teachers/principals in an LEA is less than five.

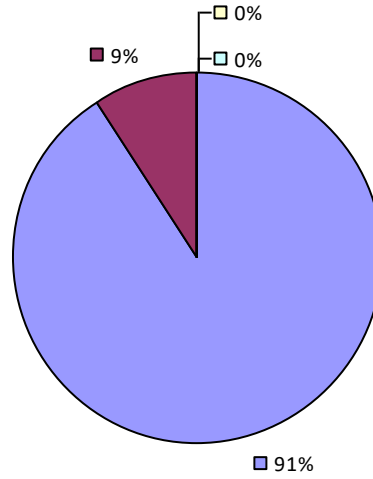
# CANTON CSD

## 2018-19 TEACHER EVALUATION RESULTS

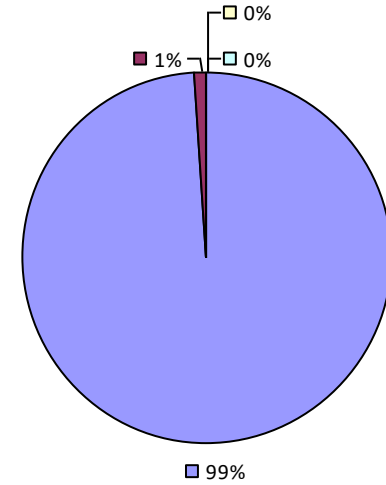
Student Performance



Teacher Observation



Overall Rating



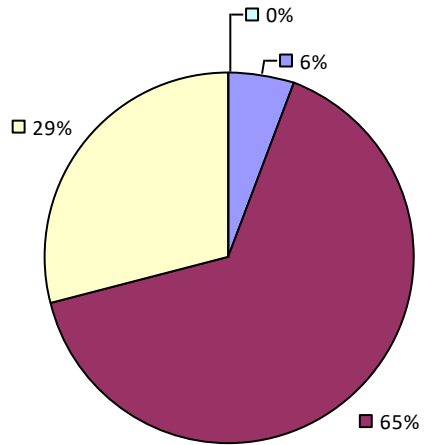
2018-19 PRINCIPAL EVALUATION RESULTS NOT SHOWN DUE TO SUPPRESSION\*

\* Data is suppressed if 100% of teachers/principals received the same rating or if the total teachers/principals in an LEA is less than five.

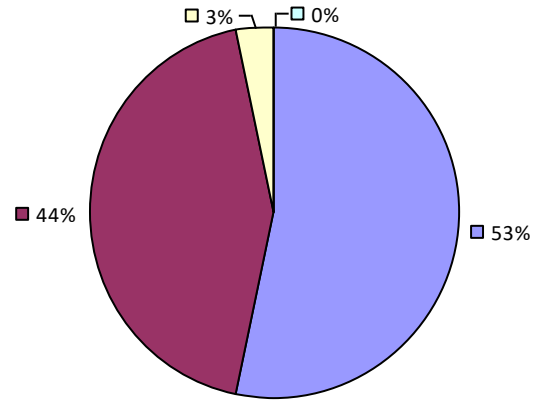
# CAPITAL REGION BOCES

## 2018-19 TEACHER EVALUATION RESULTS

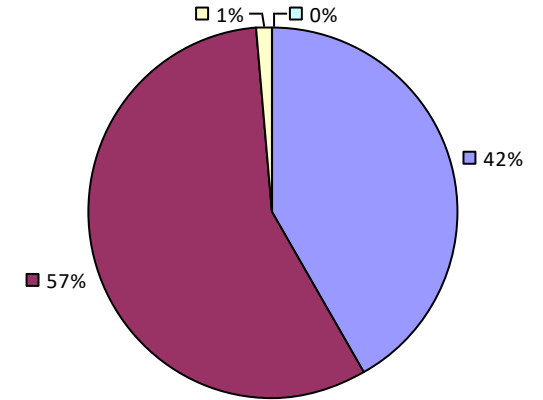
Student Performance



Teacher Observation

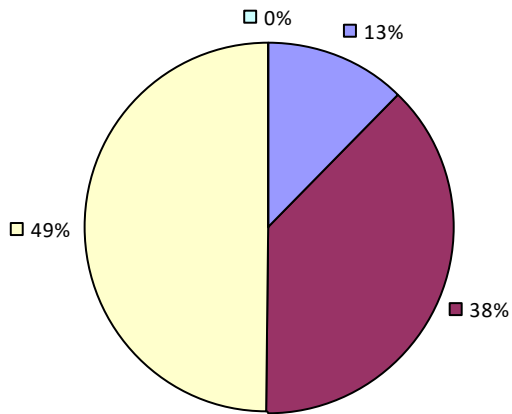


Overall Rating



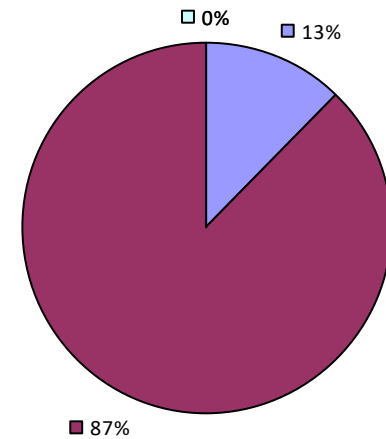
## 2018-19 PRINCIPAL EVALUATION RESULTS

Student Performance



Principal school visit results not shown due to suppression\*

Overall Rating



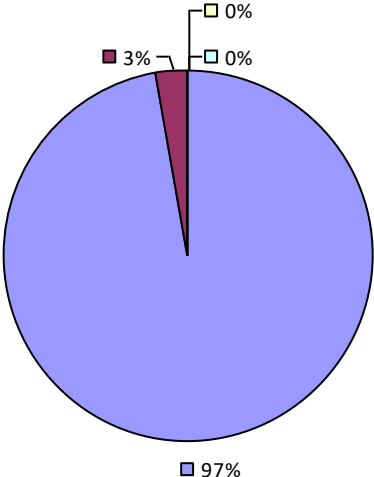
\* Data is suppressed if 100% of teachers/principals received the same rating or if the total teachers/principals in an LEA is less than five.



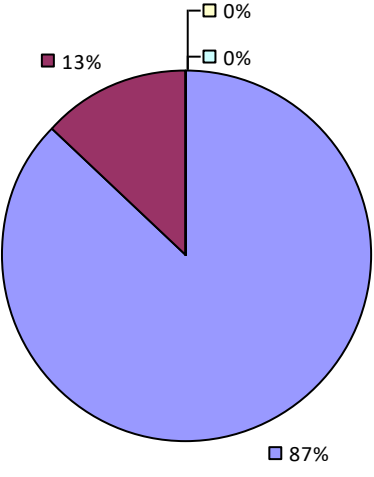
# CARLE PLACE UFSD

## 2018-19 TEACHER EVALUATION RESULTS

Student Performance



Teacher Observation



Overall results not shown due to suppression\*

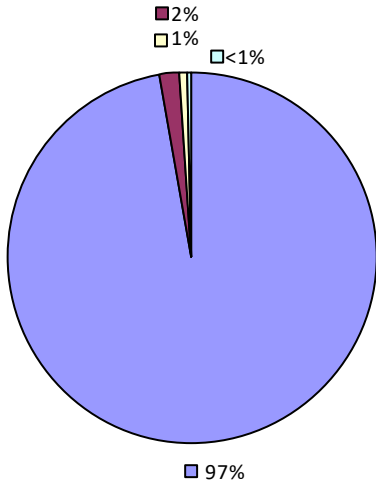
## 2018-19 PRINCIPAL EVALUATION RESULTS NOT SHOWN DUE TO SUPPRESSION\*

\* Data is suppressed if 100% of teachers/principals received the same rating or if the total teachers/principals in an LEA is less than five.

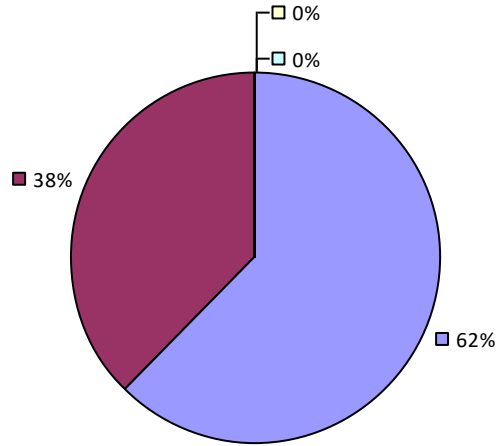
# CARMEL CSD

## 2018-19 TEACHER EVALUATION RESULTS

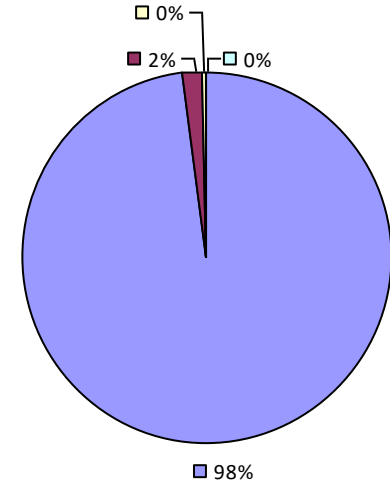
### Student Performance



### Teacher Observation



### Overall Rating



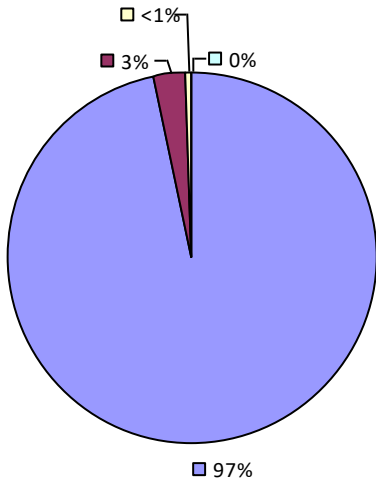
2018-19 PRINCIPAL EVALUATION RESULTS NOT SUBMITTED

\* Data is suppressed if 100% of teachers/principals received the same rating or if the total teachers/principals in an LEA is less than five.

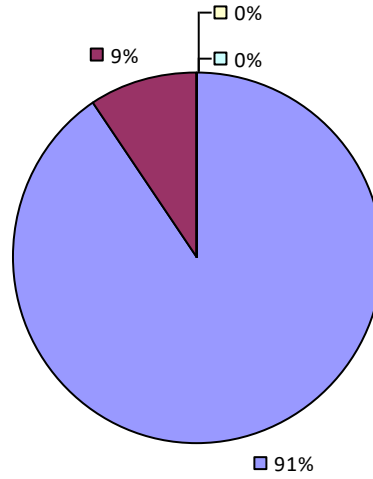
# CARTHAGE CSD

## 2018-19 TEACHER EVALUATION RESULTS

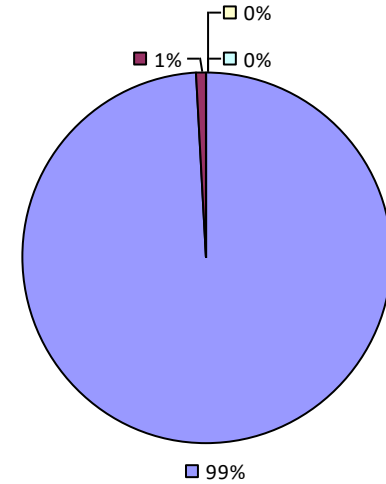
Student Performance



Teacher Observation



Overall Rating



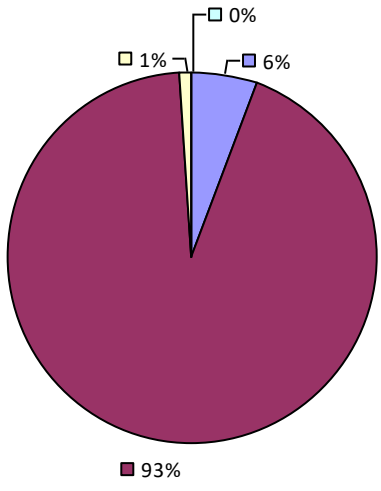
2018-19 PRINCIPAL EVALUATION RESULTS NOT SHOWN DUE TO SUPPRESSION\*

\* Data is suppressed if 100% of teachers/principals received the same rating or if the total teachers/principals in an LEA is less than five.

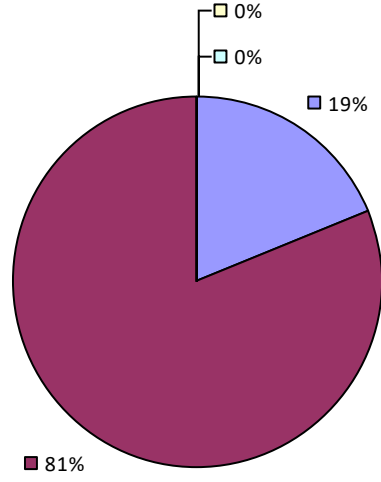
# CASSADAGA VALLEY CSD

## 2018-19 TEACHER EVALUATION RESULTS

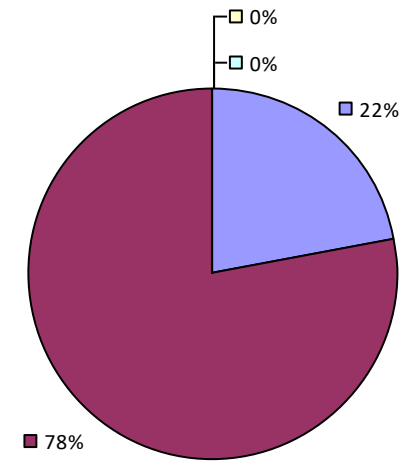
### Student Performance



### Teacher Observation



### Overall Rating



2018-19 PRINCIPAL EVALUATION RESULTS NOT SHOWN DUE TO SUPPRESSION\*

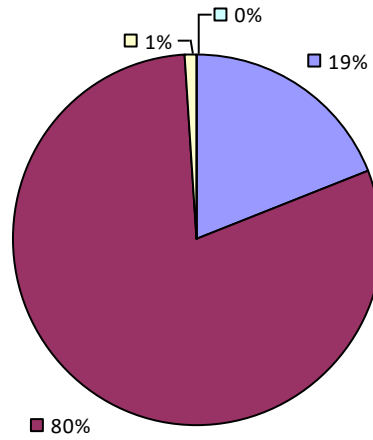
\* Data is suppressed if 100% of teachers/principals received the same rating or if the total teachers/principals in an LEA is less than five.

# CATO-MERIDIAN CSD

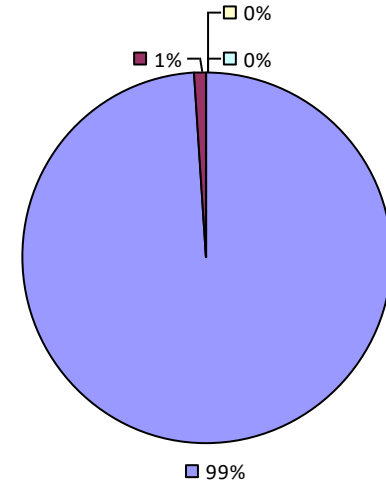
## 2018-19 TEACHER EVALUATION RESULTS

Student performance results not shown due to suppression\*

### Teacher Observation



### Overall Rating



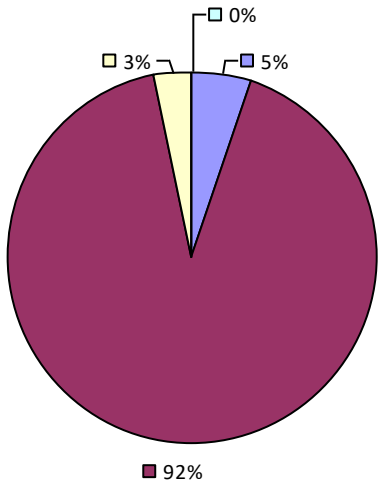
## 2018-19 PRINCIPAL EVALUATION RESULTS NOT SHOWN DUE TO SUPPRESSION\*

\* Data is suppressed if 100% of teachers/principals received the same rating or if the total teachers/principals in an LEA is less than five.

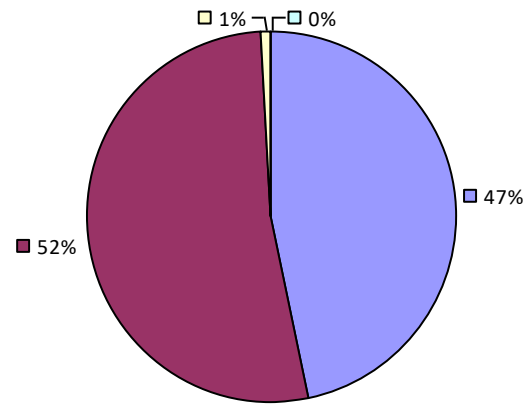
# CATSKILL CSD

## 2018-19 TEACHER EVALUATION RESULTS

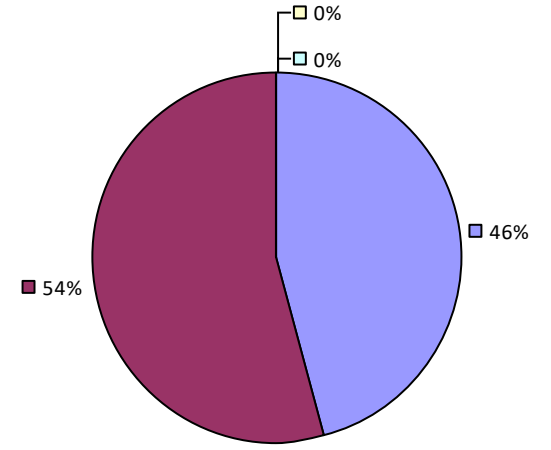
Student Performance



Teacher Observation



Overall Rating



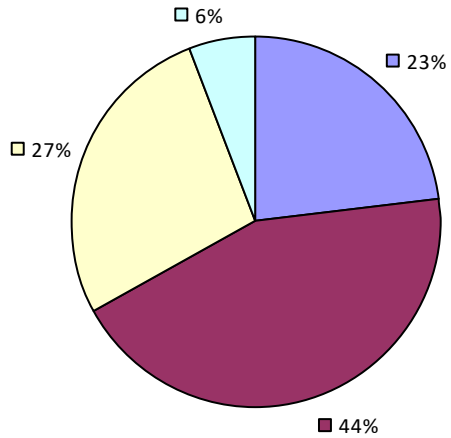
2018-19 PRINCIPAL EVALUATION RESULTS NOT SHOWN DUE TO SUPPRESSION\*

\* Data is suppressed if 100% of teachers/principals received the same rating or if the total teachers/principals in an LEA is less than five.

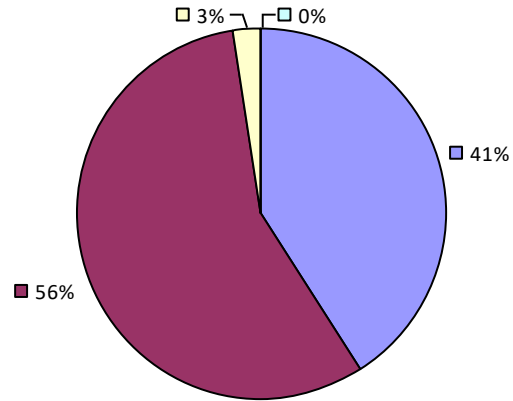
# CATTAR-ALLEGANY-ERIE-WYOMING BOCES

## 2018-19 TEACHER EVALUATION RESULTS

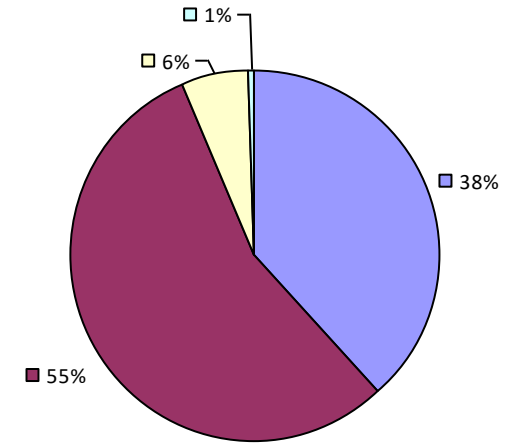
Student Performance



Teacher Observation

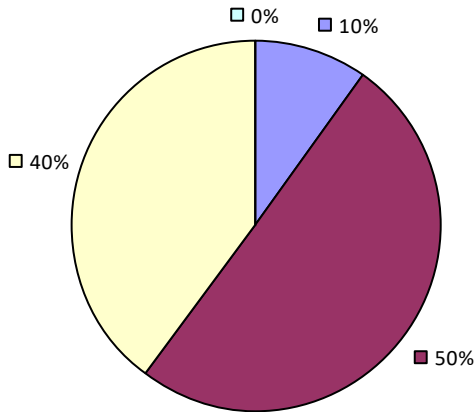


Overall Rating

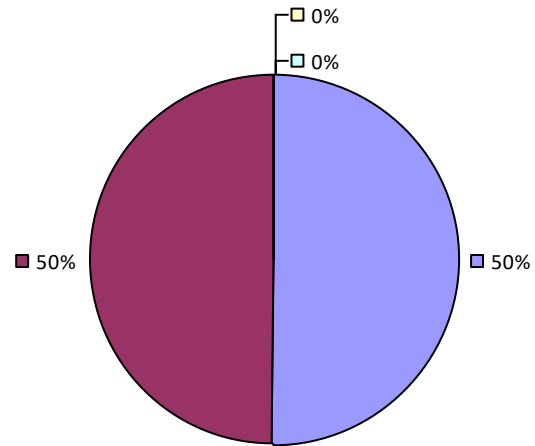


## 2018-19 PRINCIPAL EVALUATION RESULTS

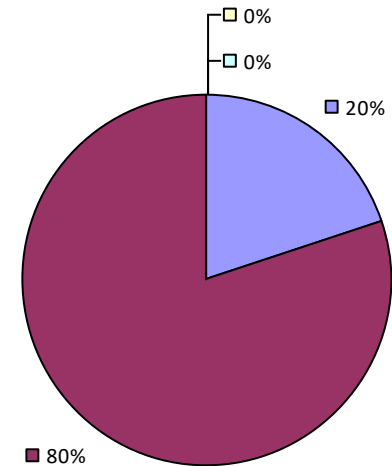
Student Performance



Principal School Visits



Overall Rating

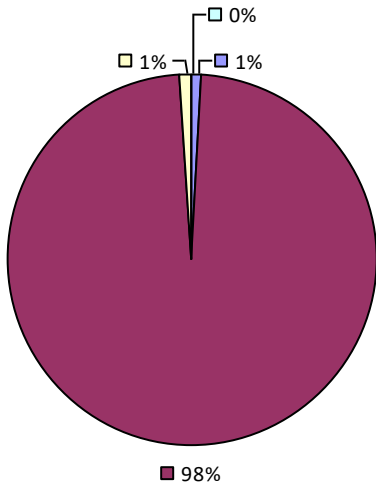


\* Data is suppressed if 100% of teachers/principals received the same rating or if the total teachers/principals in an LEA is less than five.

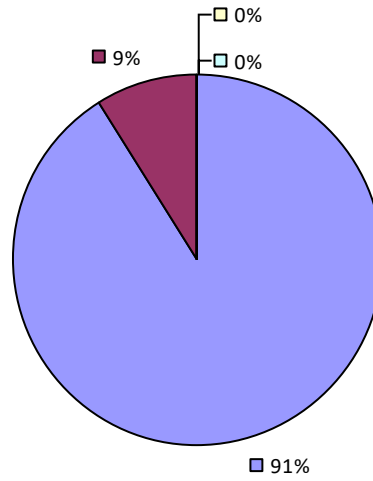
# CATTARAUGUS-LITTLE VALLEY CSD

## 2018-19 TEACHER EVALUATION RESULTS

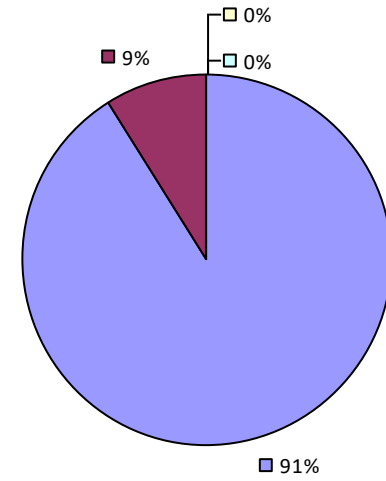
Student Performance



Teacher Observation



Overall Rating



2018-19 PRINCIPAL EVALUATION RESULTS NOT SHOWN DUE TO SUPPRESSION\*

\* Data is suppressed if 100% of teachers/principals received the same rating or if the total teachers/principals in an LEA is less than five.

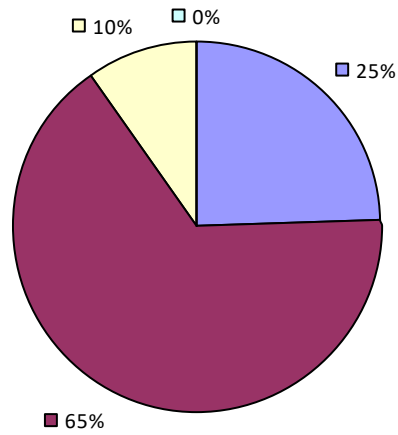


# CAYUGA-ONONDAGA BOCES

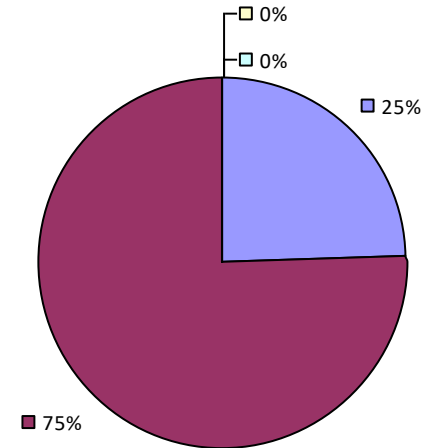
## 2018-19 TEACHER EVALUATION RESULTS

Student performance results not shown due to suppression\*

### Teacher Observation



### Overall Rating



## 2018-19 PRINCIPAL EVALUATION RESULTS NOT SHOWN DUE TO SUPPRESSION\*

\* Data is suppressed if 100% of teachers/principals received the same rating or if the total teachers/principals in an LEA is less than five.

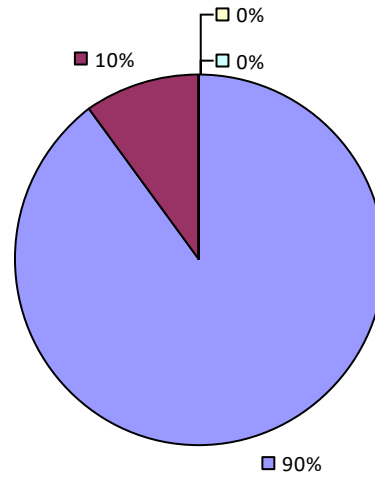
# CAZENOVIA CSD

## 2018-19 TEACHER EVALUATION RESULTS

Student performance results not shown due to suppression\*

### Teacher Observation

Overall results not shown due to suppression\*



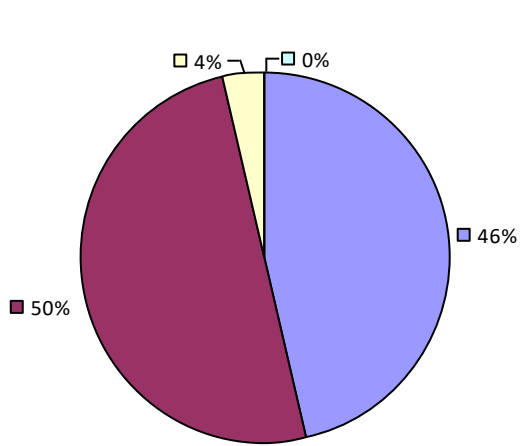
## 2018-19 PRINCIPAL EVALUATION RESULTS NOT SHOWN DUE TO SUPPRESSION\*

\* Data is suppressed if 100% of teachers/principals received the same rating or if the total teachers/principals in an LEA is less than five.

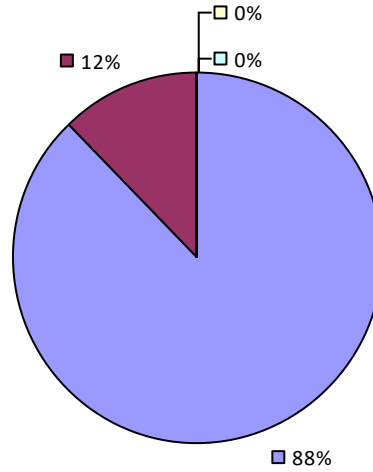
# CENTER MORICHES UFSD

## 2018-19 TEACHER EVALUATION RESULTS

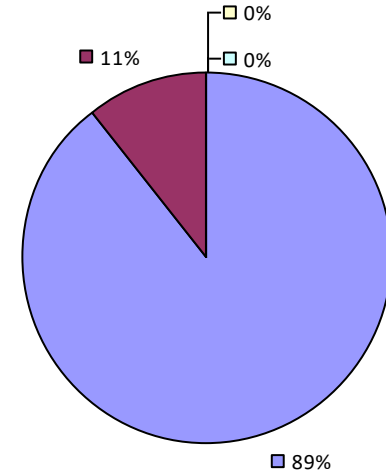
### Student Performance



### Teacher Observation



### Overall Rating



2018-19 PRINCIPAL EVALUATION RESULTS NOT SHOWN DUE TO SUPPRESSION\*

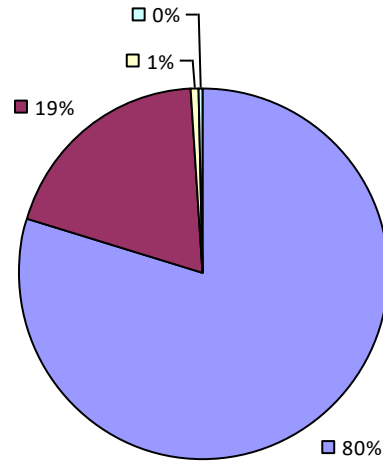
\* Data is suppressed if 100% of teachers/principals received the same rating or if the total teachers/principals in an LEA is less than five.

# CENTRAL ISLIP UFSD

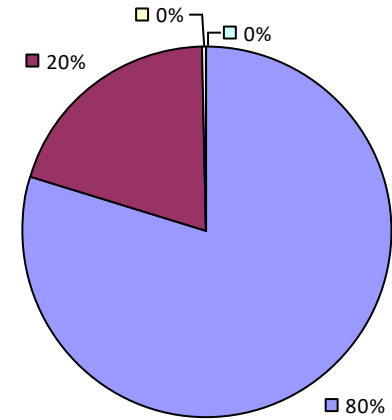
## 2018-19 TEACHER EVALUATION RESULTS

Student performance results not shown due to suppression\*

### Teacher Observation



### Overall Rating



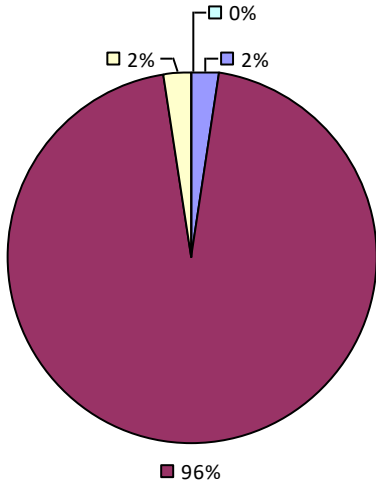
## 2018-19 PRINCIPAL EVALUATION RESULTS NOT SHOWN DUE TO SUPPRESSION\*

\* Data is suppressed if 100% of teachers/principals received the same rating or if the total teachers/principals in an LEA is less than five.

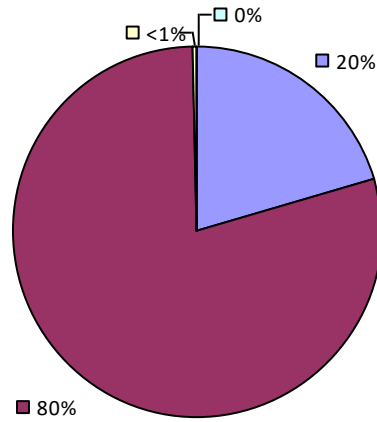
# CENTRAL SQUARE CSD

## 2018-19 TEACHER EVALUATION RESULTS

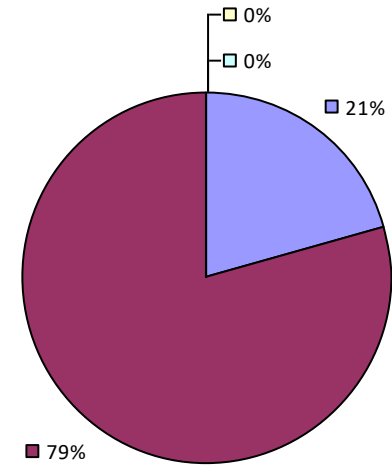
Student Performance



Teacher Observation



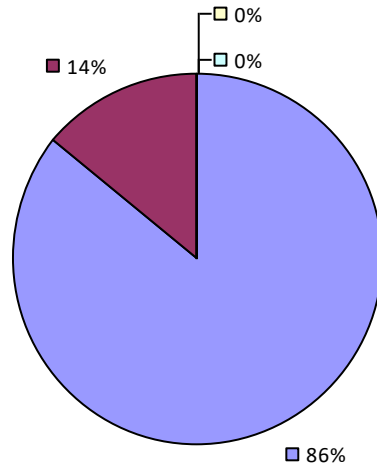
Overall Rating



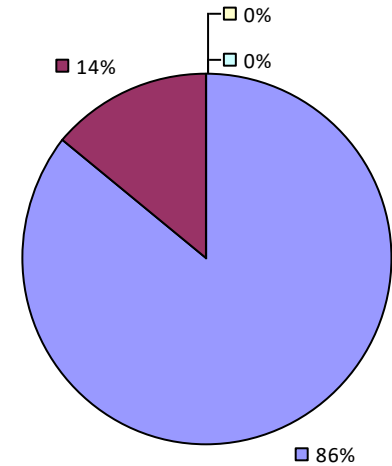
## 2018-19 PRINCIPAL EVALUATION RESULTS

Student performance results not shown due to suppression\*

Principal School Visits



Overall Rating

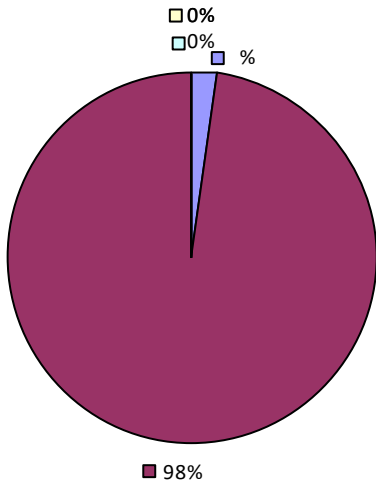


\* Data is suppressed if 100% of teachers/principals received the same rating or if the total teachers/principals in an LEA is less than five.

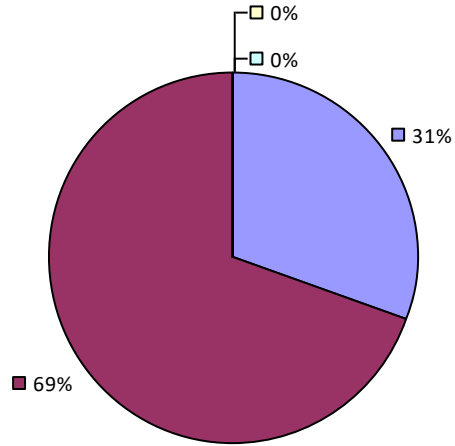
# CENTRAL VALLEY CSD AT ILION-MOHAWK

## 2018-19 TEACHER EVALUATION RESULTS

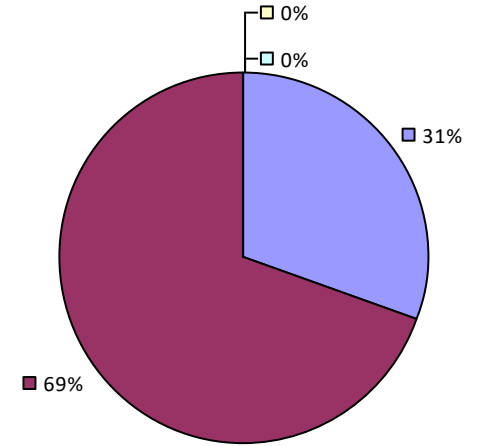
Student Performance



Teacher Observation



Overall Rating



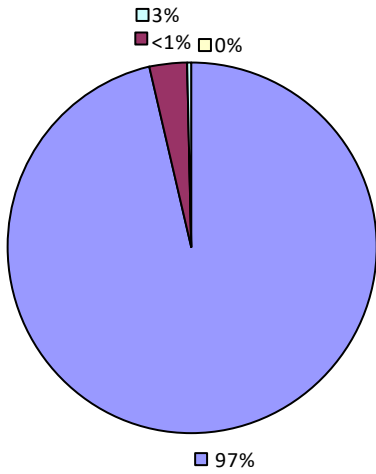
2018-19 PRINCIPAL EVALUATION RESULTS NOT SHOWN DUE TO SUPPRESSION\*

\* Data is suppressed if 100% of teachers/principals received the same rating or if the total teachers/principals in an LEA is less than five.

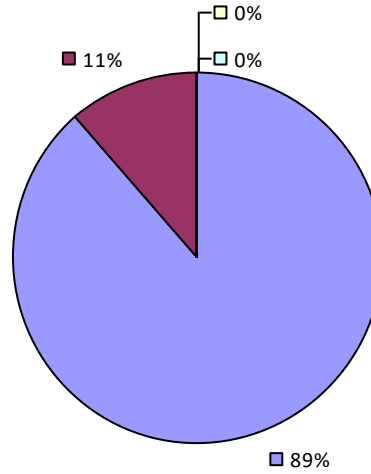
# CHAPPAQUA CSD

## 2018-19 TEACHER EVALUATION RESULTS

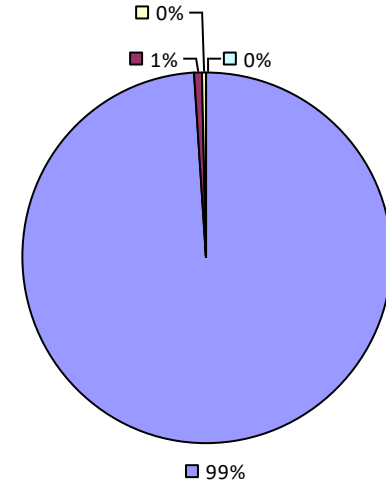
### Student Performance



### Teacher Observation



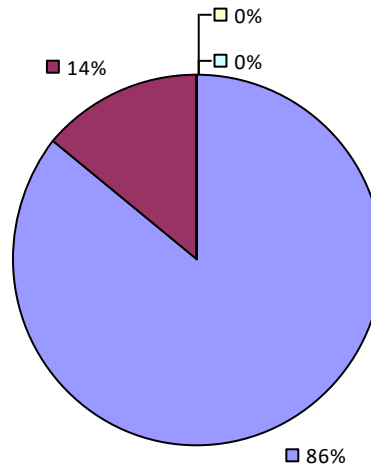
### Overall Rating



## 2018-19 PRINCIPAL EVALUATION RESULTS

Student performance results not shown due to suppression\*

### Principal School Visits



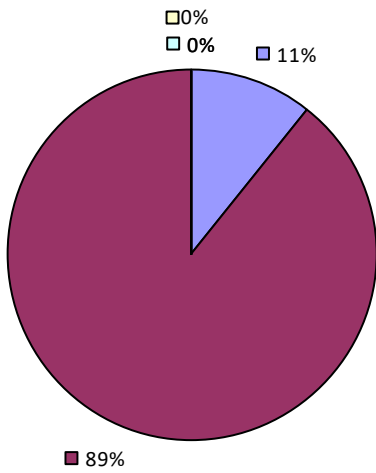
Overall results not shown due to suppression\*

\* Data is suppressed if 100% of teachers/principals received the same rating or if the total teachers/principals in an LEA is less than five.

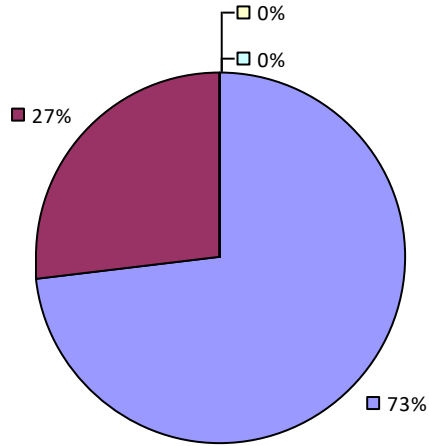
# CHARLOTTE VALLEY CSD

## 2018-19 TEACHER EVALUATION RESULTS

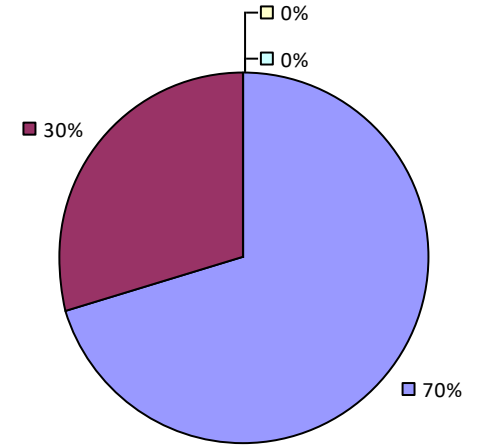
Student Performance



Teacher Observation



Overall Rating



2018-19 PRINCIPAL EVALUATION RESULTS NOT SHOWN DUE TO SUPPRESSION\*

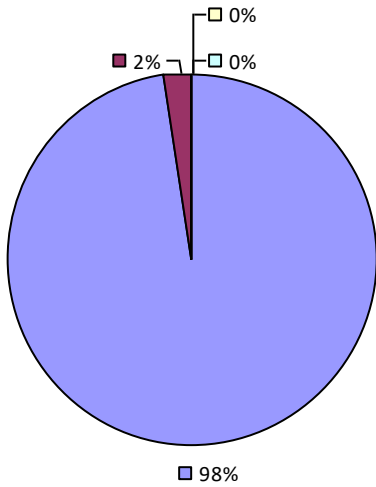
\* Data is suppressed if 100% of teachers/principals received the same rating or if the total teachers/principals in an LEA is less than five.



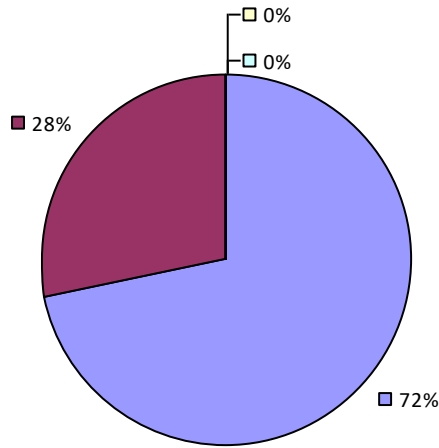
# CHATEAUGAY CSD

## 2018-19 TEACHER EVALUATION RESULTS

Student Performance



Teacher Observation



Overall results not shown due to suppression\*

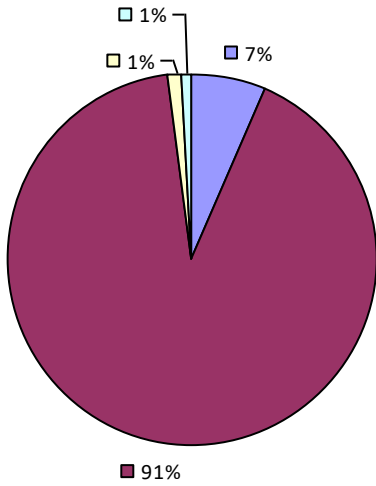
## 2018-19 PRINCIPAL EVALUATION RESULTS NOT SHOWN DUE TO SUPPRESSION\*

\* Data is suppressed if 100% of teachers/principals received the same rating or if the total teachers/principals in an LEA is less than five.

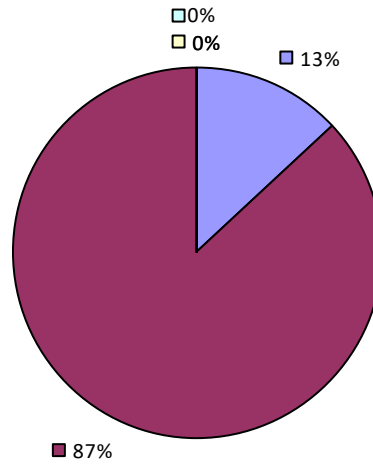
# CHATHAM CSD

## 2018-19 TEACHER EVALUATION RESULTS

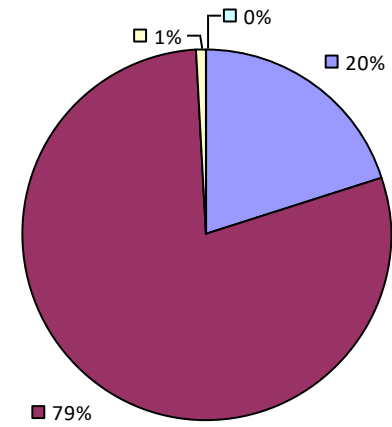
### Student Performance



### Teacher Observation



### Overall Rating



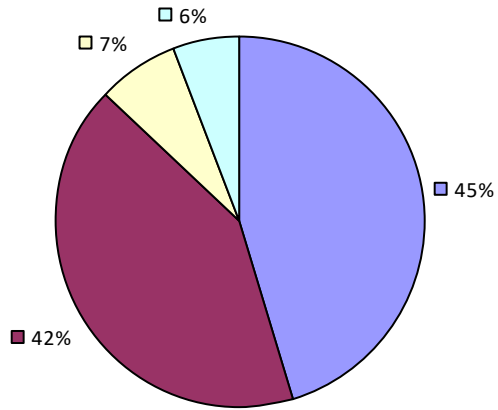
2018-19 PRINCIPAL EVALUATION RESULTS NOT SHOWN DUE TO SUPPRESSION\*

\* Data is suppressed if 100% of teachers/principals received the same rating or if the total teachers/principals in an LEA is less than five.

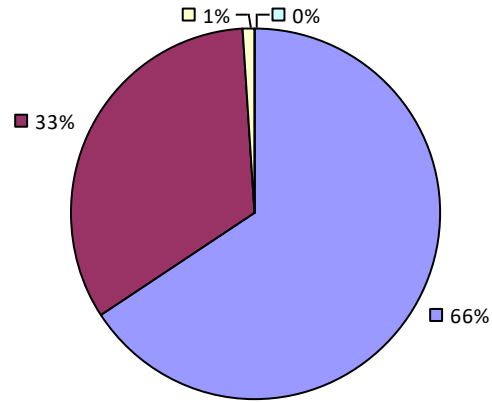
# CHAUTAUQUA LAKE CSD

## 2018-19 TEACHER EVALUATION RESULTS

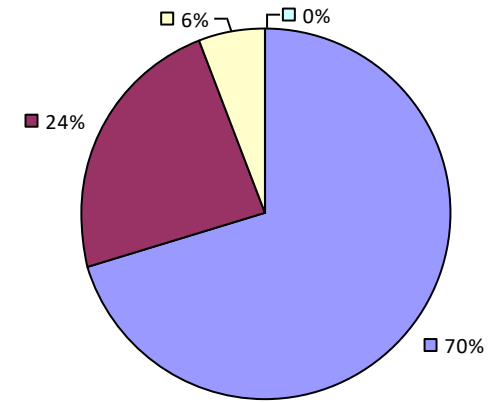
### Student Performance



### Teacher Observation



### Overall Rating



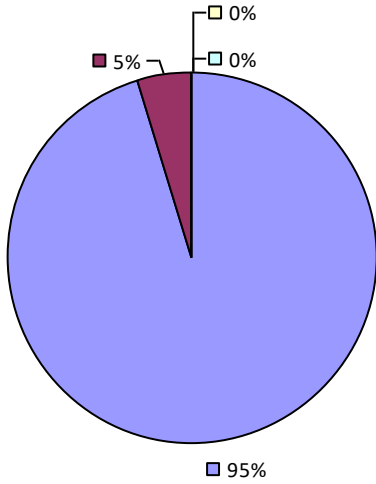
2018-19 PRINCIPAL EVALUATION RESULTS NOT SHOWN DUE TO SUPPRESSION\*

\* Data is suppressed if 100% of teachers/principals received the same rating or if the total teachers/principals in an LEA is less than five.

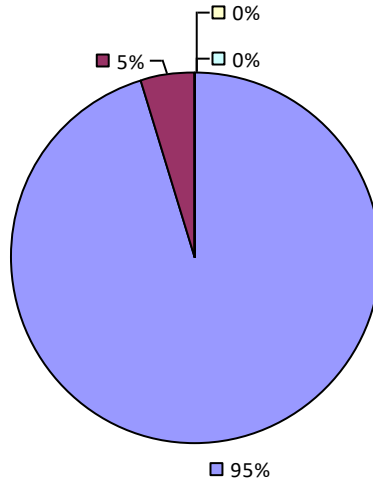
# CHAZY UFSD

## 2018-19 TEACHER EVALUATION RESULTS

Student Performance



Teacher Observation



Overall results not shown due to suppression\*

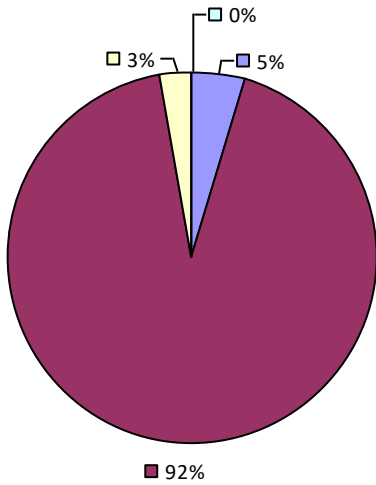
## 2018-19 PRINCIPAL EVALUATION RESULTS NOT SHOWN DUE TO SUPPRESSION\*

\* Data is suppressed if 100% of teachers/principals received the same rating or if the total teachers/principals in an LEA is less than five.

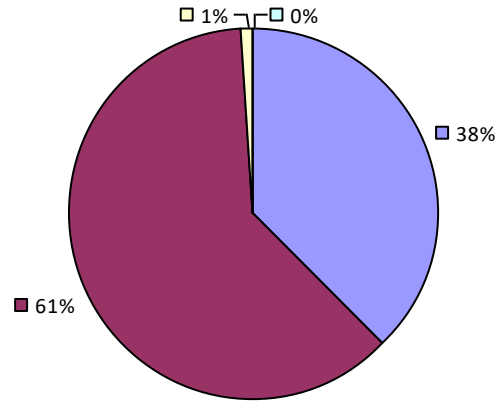
# CHEEKTOWAGA CSD

## 2018-19 TEACHER EVALUATION RESULTS

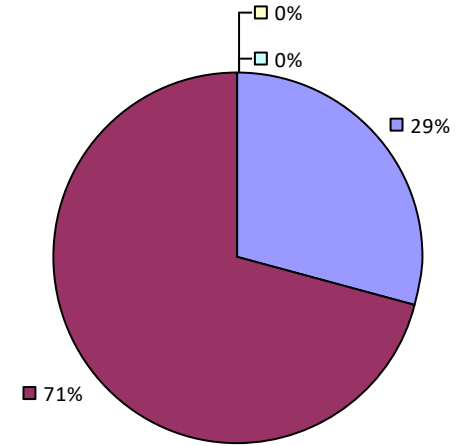
### Student Performance



### Teacher Observation



### Overall Rating



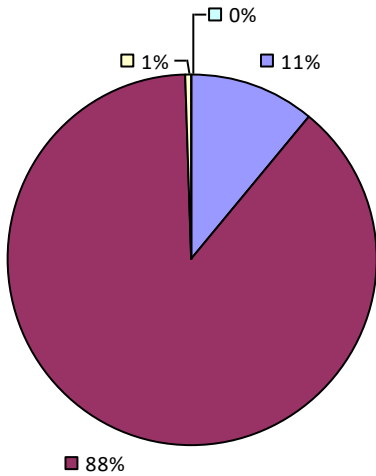
2018-19 PRINCIPAL EVALUATION RESULTS NOT SHOWN DUE TO SUPPRESSION\*

\* Data is suppressed if 100% of teachers/principals received the same rating or if the total teachers/principals in an LEA is less than five.

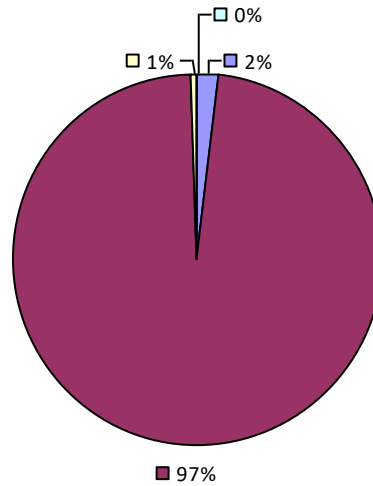
# CHEEKTOWAGA-MARYVALE UFSD

## 2018-19 TEACHER EVALUATION RESULTS

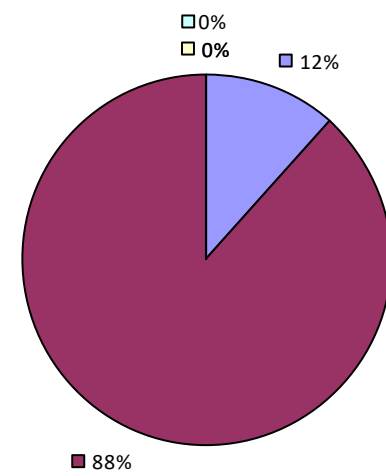
Student Performance



Teacher Observation



Overall Rating



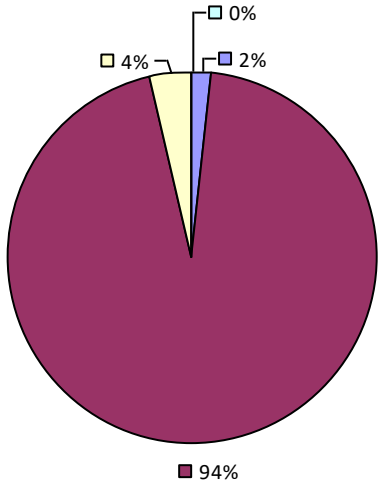
2018-19 PRINCIPAL EVALUATION RESULTS NOT SHOWN DUE TO SUPPRESSION\*

\* Data is suppressed if 100% of teachers/principals received the same rating or if the total teachers/principals in an LEA is less than five.

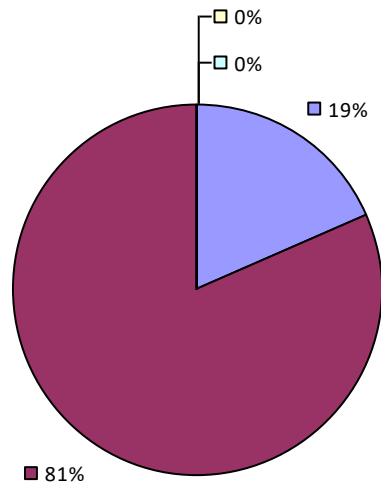
# CHEEKTOWAGA-SLOAN UFSD

## 2018-19 TEACHER EVALUATION RESULTS

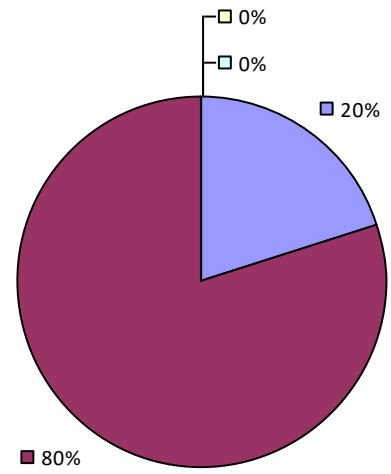
Student Performance



Teacher Observation



Overall Rating



2018-19 PRINCIPAL EVALUATION RESULTS NOT SHOWN DUE TO SUPPRESSION\*

\* Data is suppressed if 100% of teachers/principals received the same rating or if the total teachers/principals in an LEA is less than five.

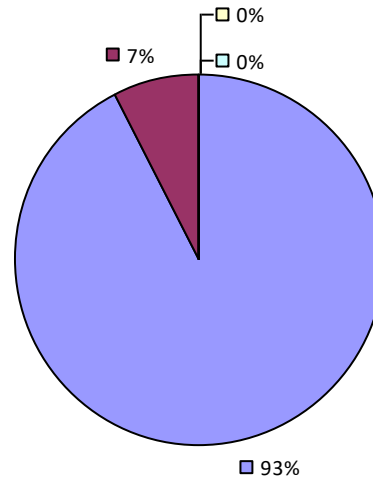
# CHENANGO FORKS CSD

## 2018-19 TEACHER EVALUATION RESULTS

Student performance results not shown due to suppression\*

### Teacher Observation

Overall results not shown due to suppression\*



## 2018-19 PRINCIPAL EVALUATION RESULTS NOT SHOWN DUE TO SUPPRESSION\*

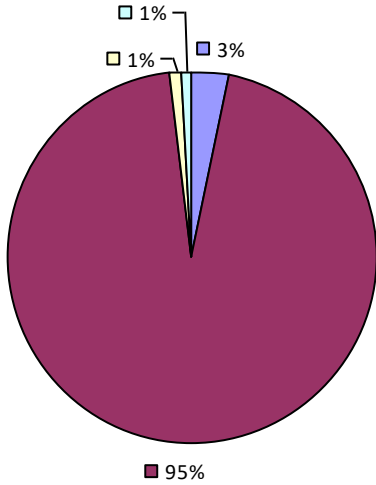
\* Data is suppressed if 100% of teachers/principals received the same rating or if the total teachers/principals in an LEA is less than five.



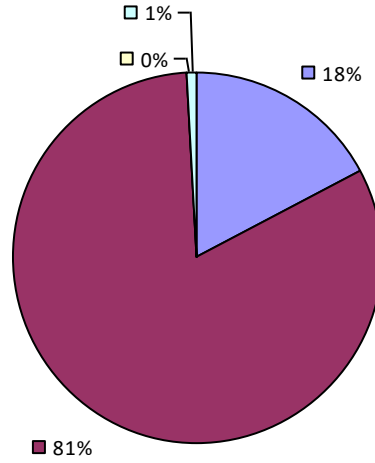
# CHENANGO VALLEY CSD

## 2018-19 TEACHER EVALUATION RESULTS

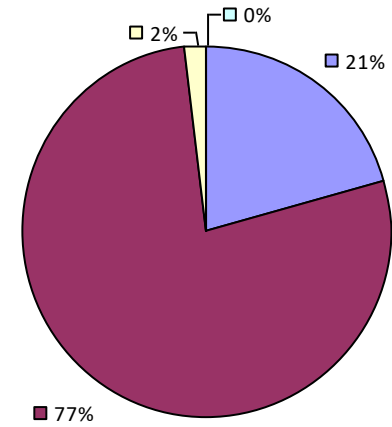
Student Performance



Teacher Observation



Overall Rating



2018-19 PRINCIPAL EVALUATION RESULTS NOT SHOWN DUE TO SUPPRESSION\*

\* Data is suppressed if 100% of teachers/principals received the same rating or if the total teachers/principals in an LEA is less than five.

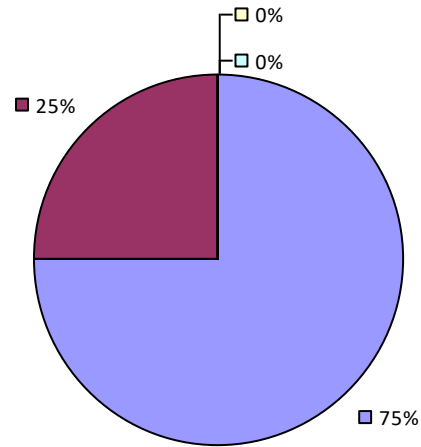
# CHERRY VALLEY-SPRINGFIELD CSD

## 2018-19 TEACHER EVALUATION RESULTS

Student performance results not shown due to suppression\*

### Teacher Observation

Overall results not shown due to suppression\*



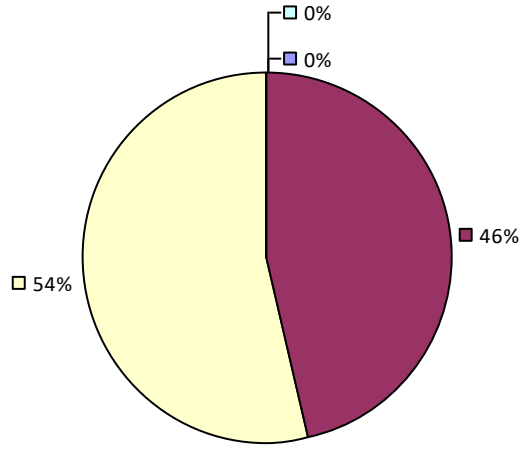
## 2018-19 PRINCIPAL EVALUATION RESULTS NOT SHOWN DUE TO SUPPRESSION\*

\* Data is suppressed if 100% of teachers/principals received the same rating or if the total teachers/principals in an LEA is less than five.

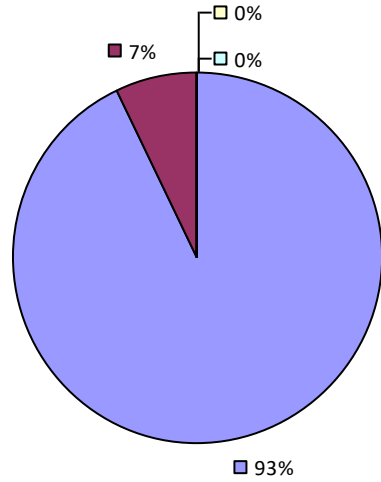
# CHESTER UFSD

## 2018-19 TEACHER EVALUATION RESULTS

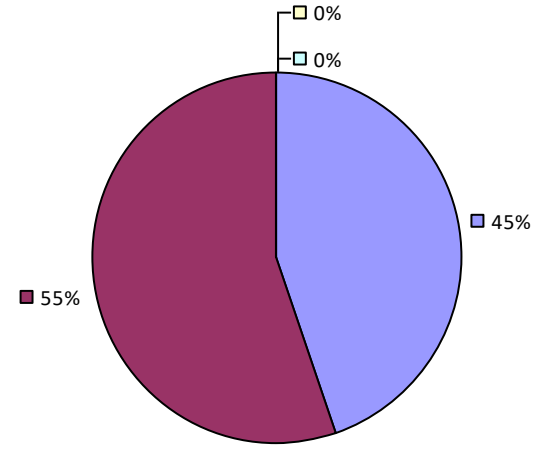
Student Performance



Teacher Observation



Overall Rating



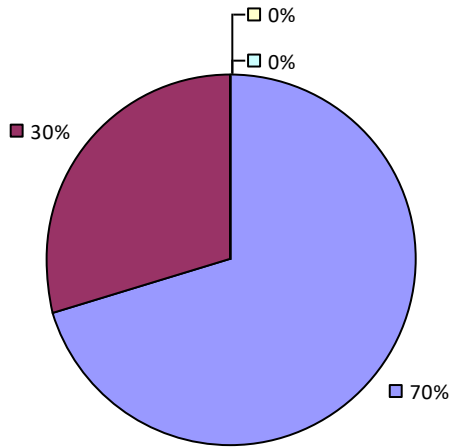
2018-19 PRINCIPAL EVALUATION RESULTS NOT SHOWN DUE TO SUPPRESSION\*

\* Data is suppressed if 100% of teachers/principals received the same rating or if the total teachers/principals in an LEA is less than five.

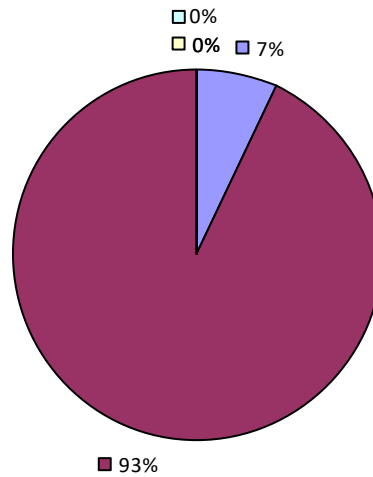
# CHITTENANGO CSD

## 2018-19 TEACHER EVALUATION RESULTS

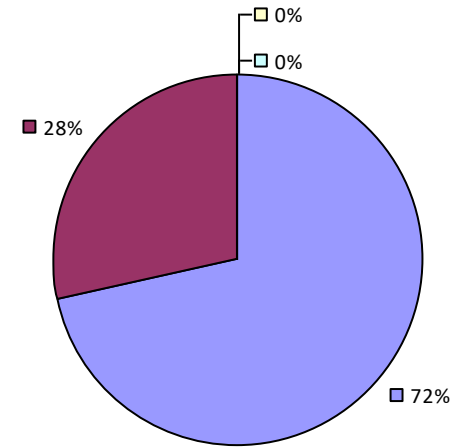
### Student Performance



### Teacher Observation

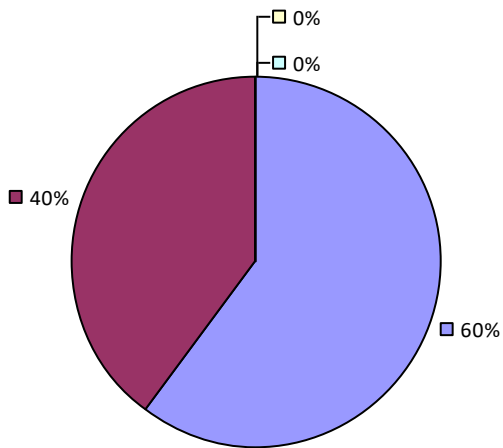


### Overall Rating

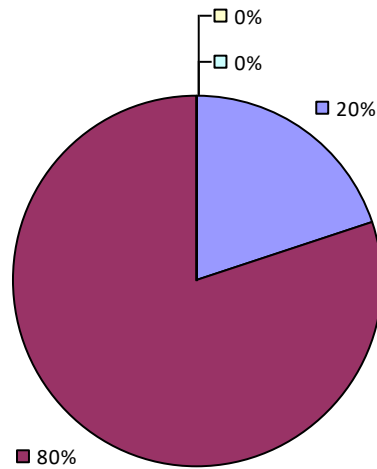


## 2018-19 PRINCIPAL EVALUATION RESULTS

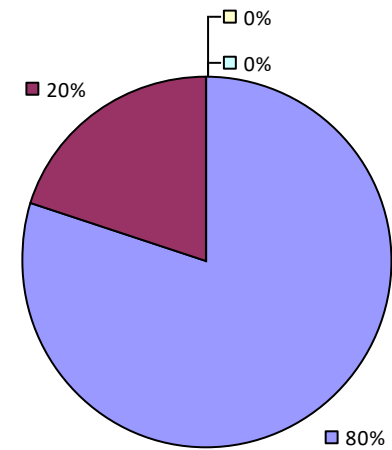
### Student Performance



### Principal School Visits



### Overall Rating

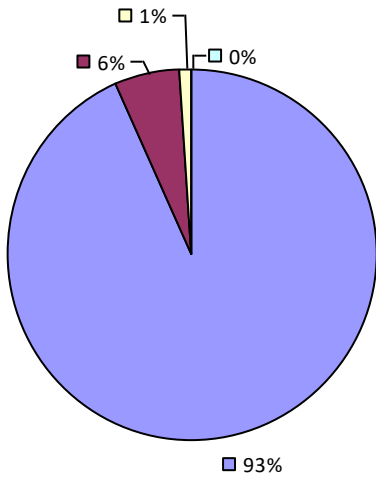


\* Data is suppressed if 100% of teachers/principals received the same rating or if the total teachers/principals in an LEA is less than five.

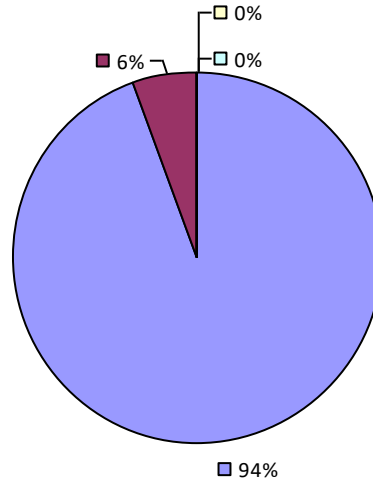
# CHURCHVILLE-CHILI CSD

## 2018-19 TEACHER EVALUATION RESULTS

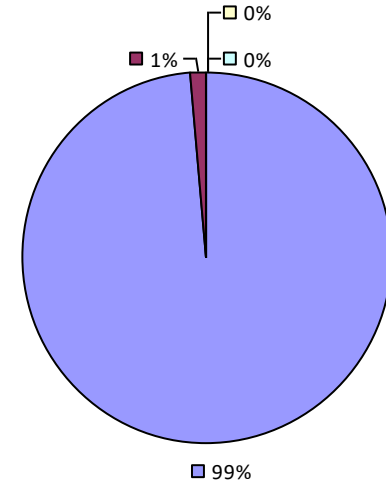
Student Performance



Teacher Observation



Overall Rating



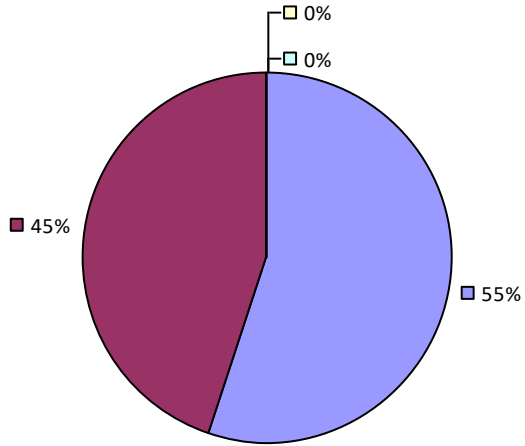
2018-19 PRINCIPAL EVALUATION RESULTS NOT SHOWN DUE TO SUPPRESSION\*

\* Data is suppressed if 100% of teachers/principals received the same rating or if the total teachers/principals in an LEA is less than five.

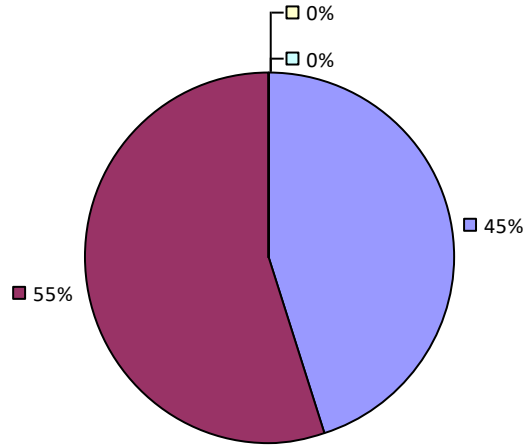
# CINCINNATUS CSD

## 2018-19 TEACHER EVALUATION RESULTS

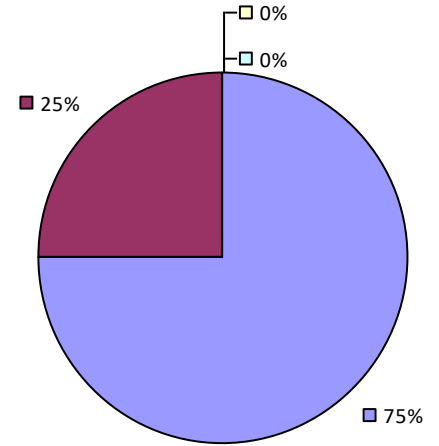
Student Performance



Teacher Observation



Overall Rating



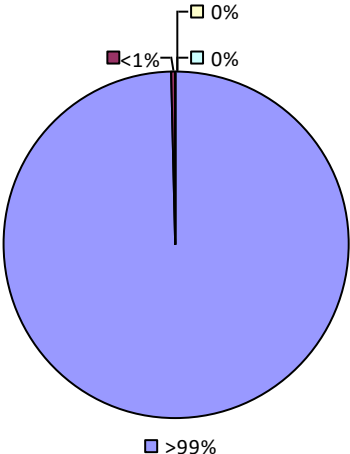
2018-19 PRINCIPAL EVALUATION RESULTS NOT SHOWN DUE TO SUPPRESSION\*

\* Data is suppressed if 100% of teachers/principals received the same rating or if the total teachers/principals in an LEA is less than five.

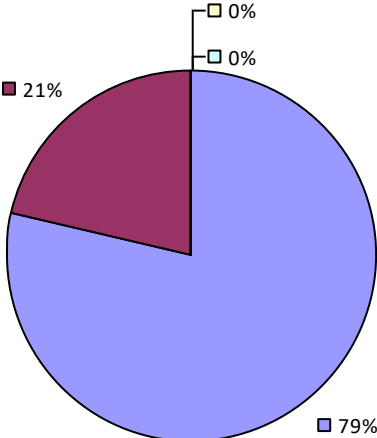
**CLARENCE CSD**

**2018-19 TEACHER EVALUATION RESULTS**

Student Performance



Teacher Observation



Overall results not shown due to suppression\*

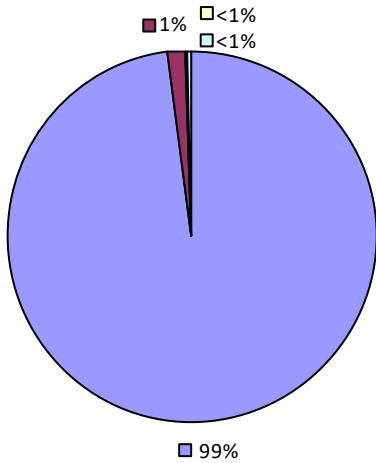
**2018-19 PRINCIPAL EVALUATION RESULTS NOT SHOWN DUE TO SUPPRESSION\***

\* Data is suppressed if 100% of teachers/principals received the same rating or if the total teachers/principals in an LEA is less than five.

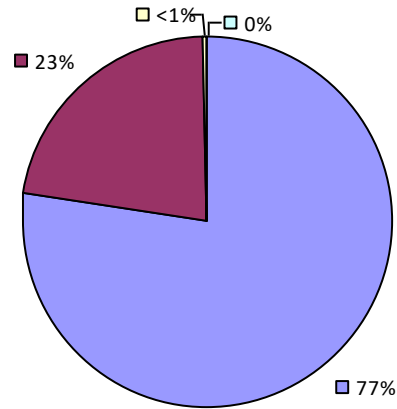
# CLARKSTOWN CSD

## 2018-19 TEACHER EVALUATION RESULTS

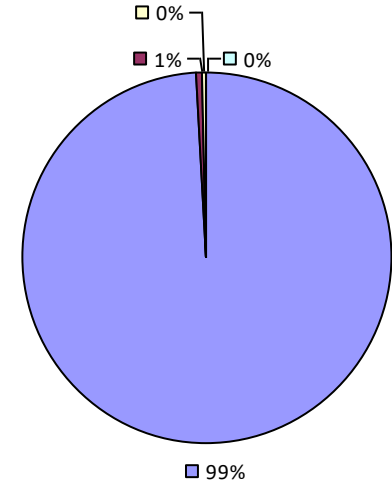
### Student Performance



### Teacher Observation



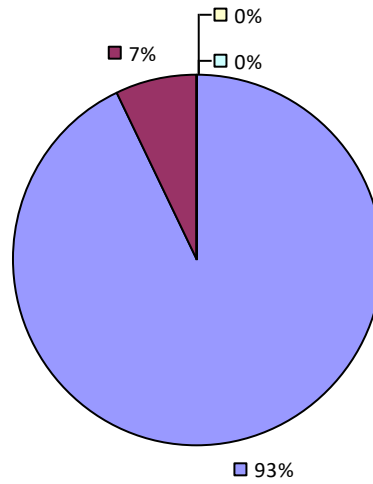
### Overall Rating



## 2018-19 PRINCIPAL EVALUATION RESULTS

Student performance results not shown due to suppression\*

### Principal School Visits



Overall results not shown due to suppression\*

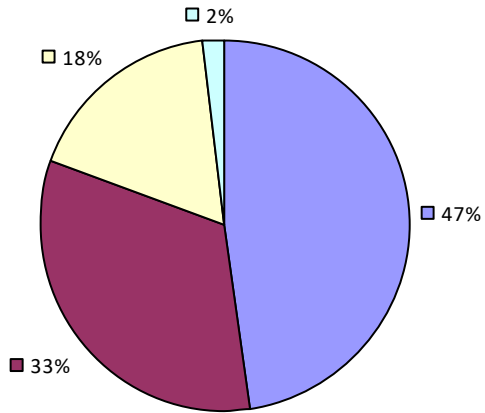
\* Data is suppressed if 100% of teachers/principals received the same rating or if the total teachers/principals in an LEA is less than five.



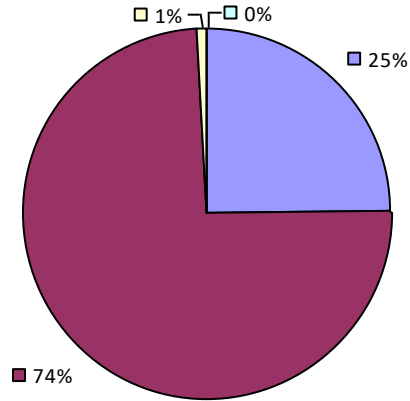
# CLEVELAND HILL UFSD

## 2018-19 TEACHER EVALUATION RESULTS

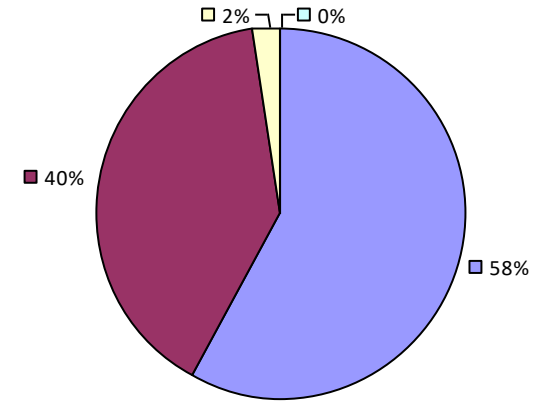
### Student Performance



### Teacher Observation



### Overall Rating



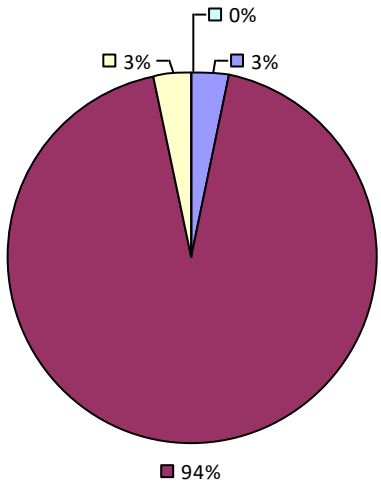
2018-19 PRINCIPAL EVALUATION RESULTS NOT SHOWN DUE TO SUPPRESSION\*

\* Data is suppressed if 100% of teachers/principals received the same rating or if the total teachers/principals in an LEA is less than five.

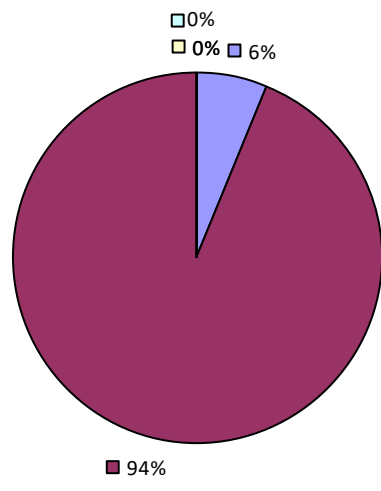
# CLIFTON-FINE CSD

## 2018-19 TEACHER EVALUATION RESULTS

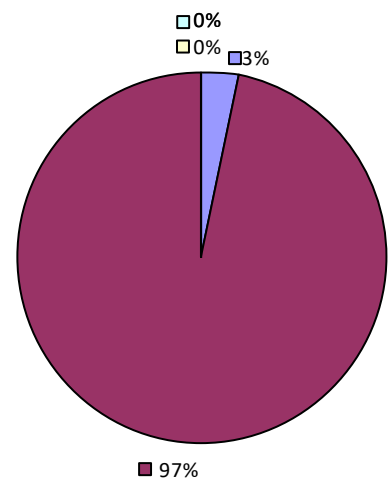
Student Performance



Teacher Observation



Overall Rating



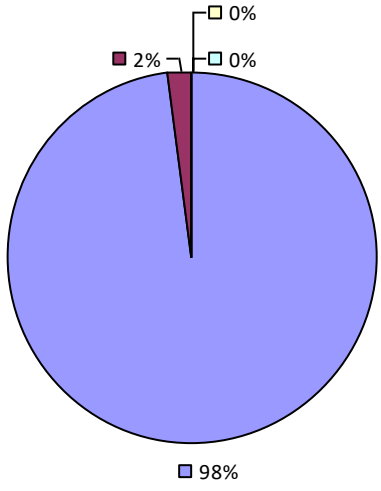
2018-19 PRINCIPAL EVALUATION RESULTS NOT SHOWN DUE TO SUPPRESSION\*

\* Data is suppressed if 100% of teachers/principals received the same rating or if the total teachers/principals in an LEA is less than five.

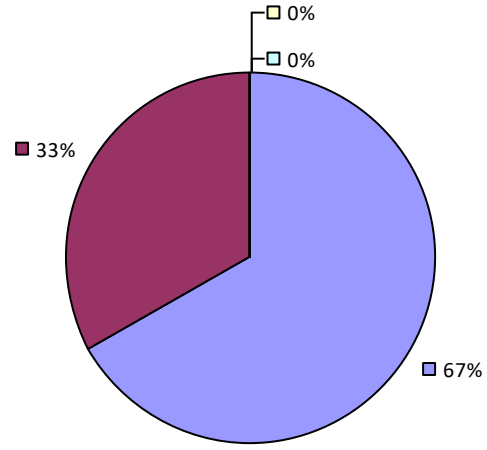
# CLINTON CSD

## 2018-19 TEACHER EVALUATION RESULTS

Student Performance



Teacher Observation



Overall results not shown due to suppression\*

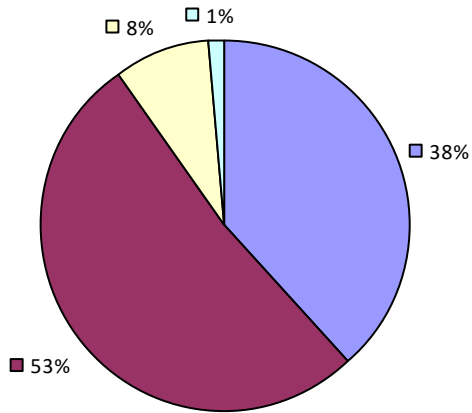
## 2018-19 PRINCIPAL EVALUATION RESULTS NOT SHOWN DUE TO SUPPRESSION\*

\* Data is suppressed if 100% of teachers/principals received the same rating or if the total teachers/principals in an LEA is less than five.

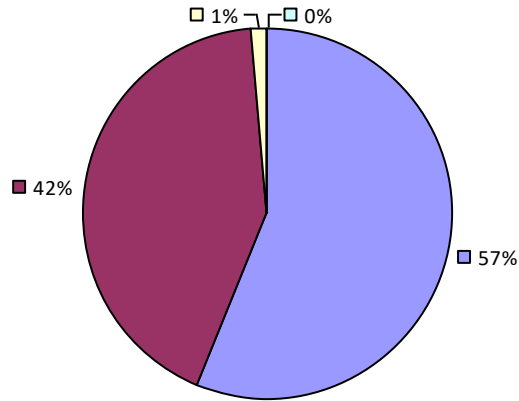
# CLINTON-ESSEX-WARREN-WASHING BOCES

## 2018-19 TEACHER EVALUATION RESULTS

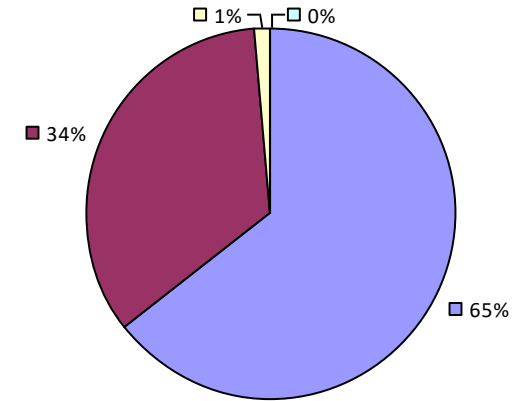
Student Performance



Teacher Observation



Overall Rating



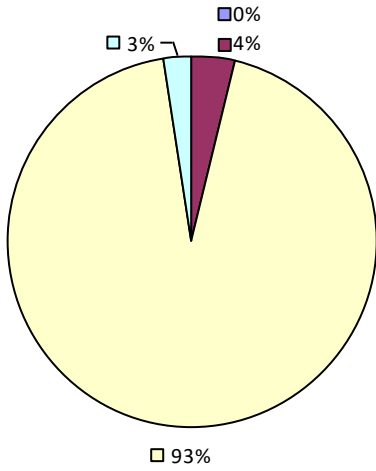
2018-19 PRINCIPAL EVALUATION RESULTS NOT SHOWN DUE TO SUPPRESSION\*

\* Data is suppressed if 100% of teachers/principals received the same rating or if the total teachers/principals in an LEA is less than five.

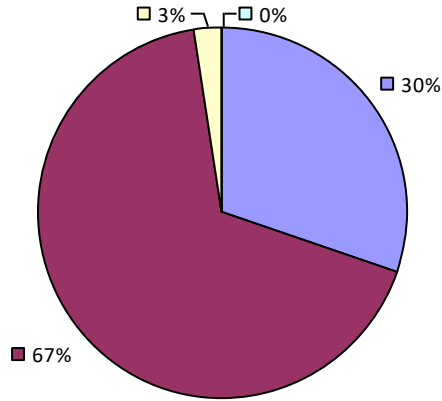
# CLYDE-SAVANNAH CSD

## 2018-19 TEACHER EVALUATION RESULTS

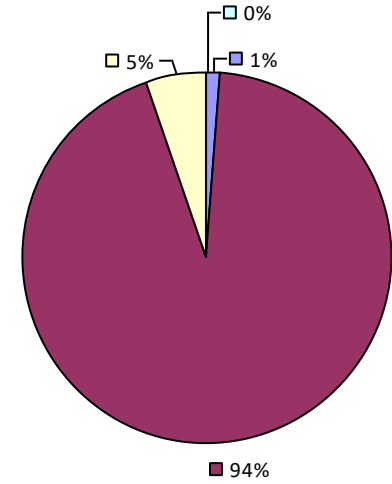
### Student Performance



### Teacher Observation



### Overall Rating



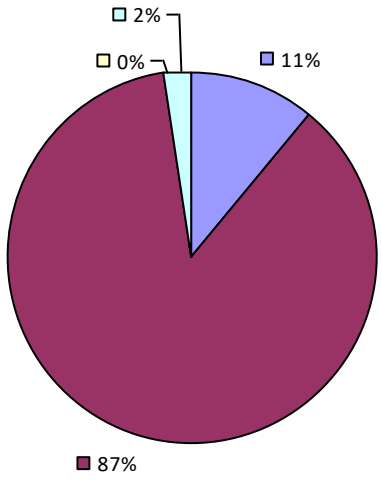
2018-19 PRINCIPAL EVALUATION RESULTS NOT SHOWN DUE TO SUPPRESSION\*

\* Data is suppressed if 100% of teachers/principals received the same rating or if the total teachers/principals in an LEA is less than five.

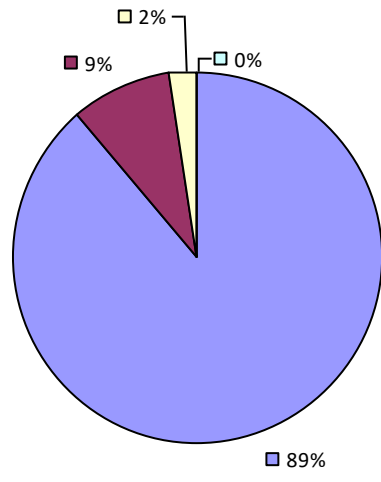
# CLYMER CSD

## 2018-19 TEACHER EVALUATION RESULTS

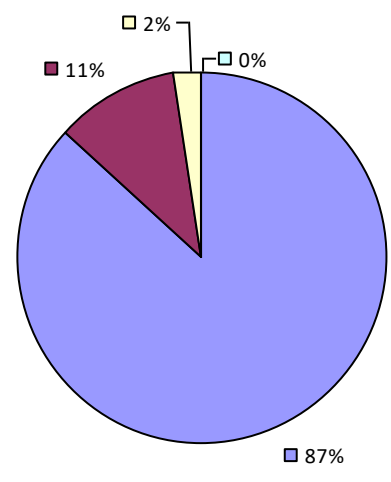
Student Performance



Teacher Observation



Overall Rating



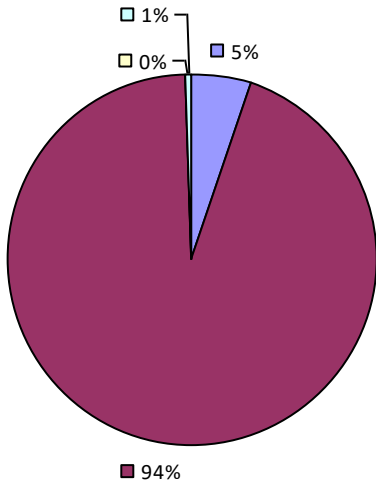
2018-19 PRINCIPAL EVALUATION RESULTS NOT SHOWN DUE TO SUPPRESSION\*

\* Data is suppressed if 100% of teachers/principals received the same rating or if the total teachers/principals in an LEA is less than five.

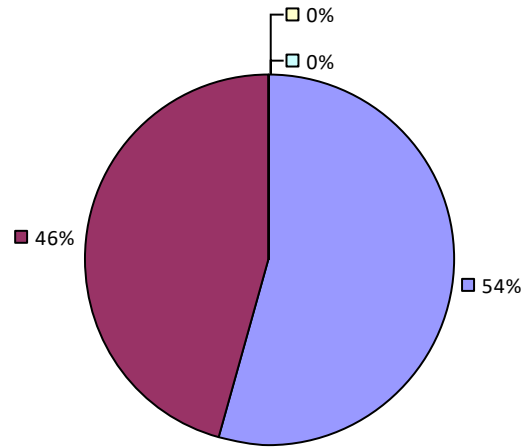
# COBLESKILL-RICHMONDVILLE CSD

## 2018-19 TEACHER EVALUATION RESULTS

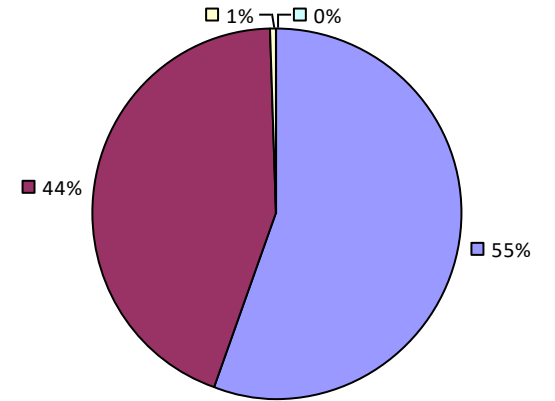
Student Performance



Teacher Observation



Overall Rating



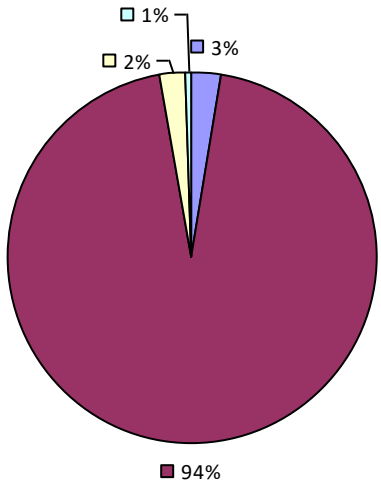
2018-19 PRINCIPAL EVALUATION RESULTS NOT SHOWN DUE TO SUPPRESSION\*

\* Data is suppressed if 100% of teachers/principals received the same rating or if the total teachers/principals in an LEA is less than five.

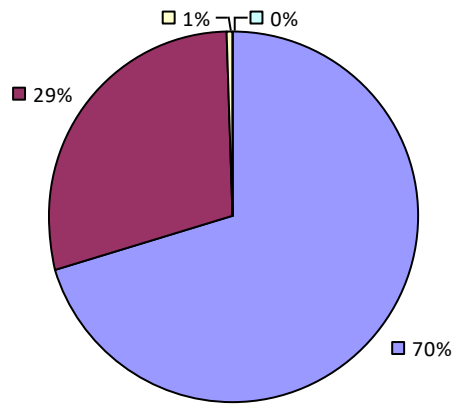
# COHOES CITY SD

## 2018-19 TEACHER EVALUATION RESULTS

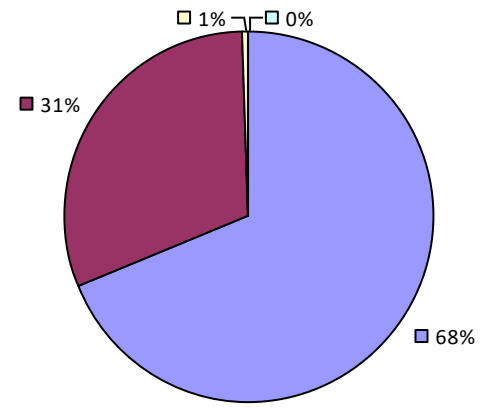
Student Performance



Teacher Observation



Overall Rating



2018-19 PRINCIPAL EVALUATION RESULTS NOT SHOWN DUE TO SUPPRESSION\*

\* Data is suppressed if 100% of teachers/principals received the same rating or if the total teachers/principals in an LEA is less than five.

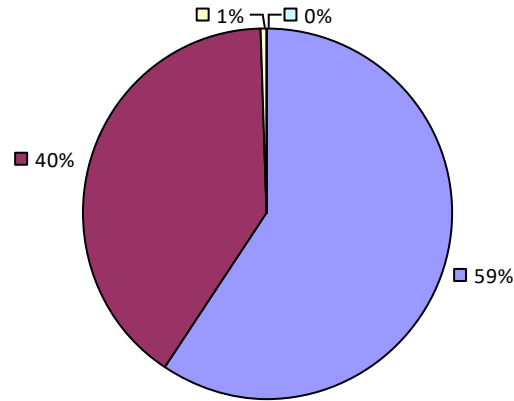


# COLD SPRING HARBOR CSD

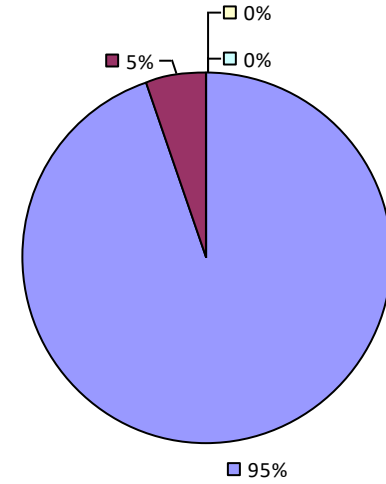
## 2018-19 TEACHER EVALUATION RESULTS

Student performance results not shown due to suppression\*

### Teacher Observation



### Overall Rating



## 2018-19 PRINCIPAL EVALUATION RESULTS NOT SHOWN DUE TO SUPPRESSION\*

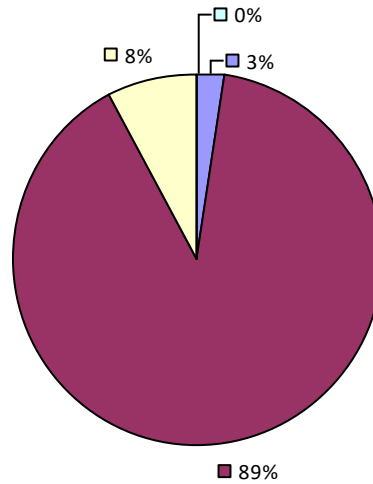
\* Data is suppressed if 100% of teachers/principals received the same rating or if the total teachers/principals in an LEA is less than five.

# COLTON-PIERREPONT CSD

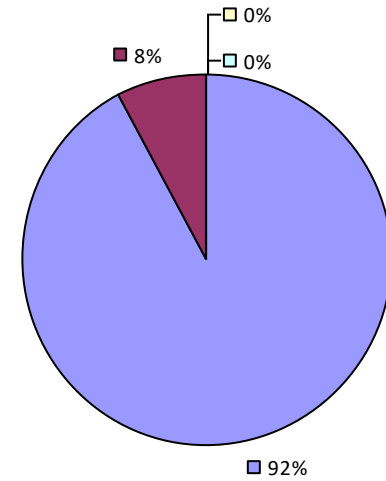
## 2018-19 TEACHER EVALUATION RESULTS

Student performance results not shown due to suppression\*

### Teacher Observation



### Overall Rating



## 2018-19 PRINCIPAL EVALUATION RESULTS NOT SHOWN DUE TO SUPPRESSION\*

\* Data is suppressed if 100% of teachers/principals received the same rating or if the total teachers/principals in an LEA is less than five.

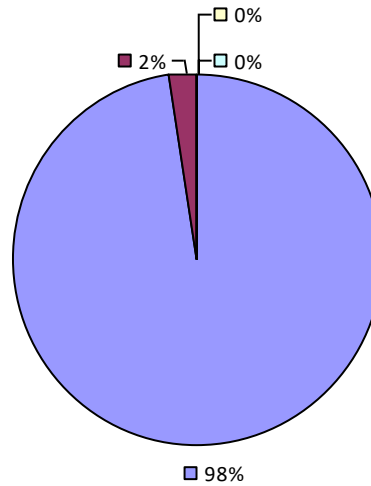
# COMMACK UFSD

## 2018-19 TEACHER EVALUATION RESULTS

Student performance results not shown due to suppression\*

### Teacher Observation

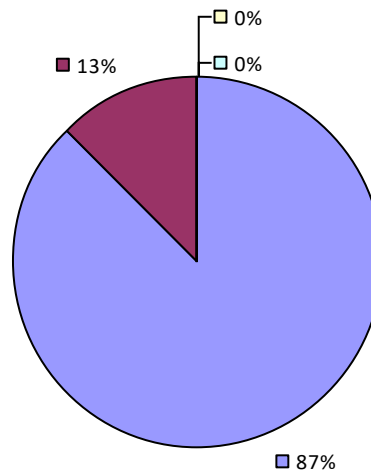
Overall results not shown due to suppression\*



Student performance results not shown due to suppression\*

### Principal School Visits

Overall results not shown due to suppression\*

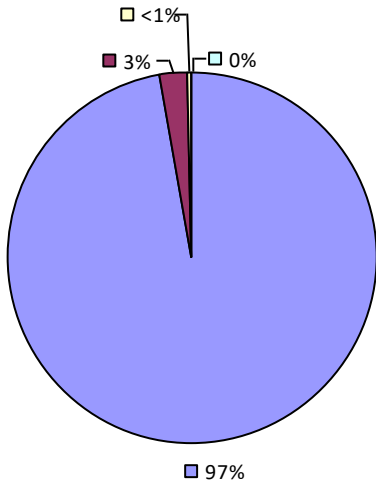


\* Data is suppressed if 100% of teachers/principals received the same rating or if the total teachers/principals in an LEA is less than five.

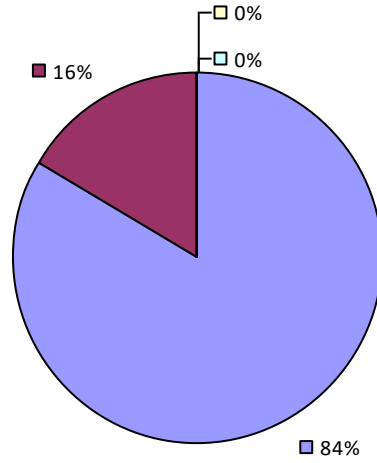
# CONNETQUOT CSD

## 2018-19 TEACHER EVALUATION RESULTS

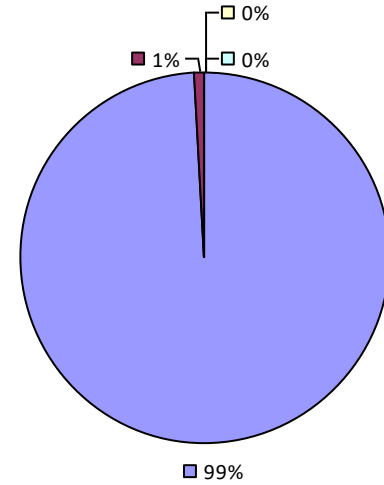
### Student Performance



### Teacher Observation



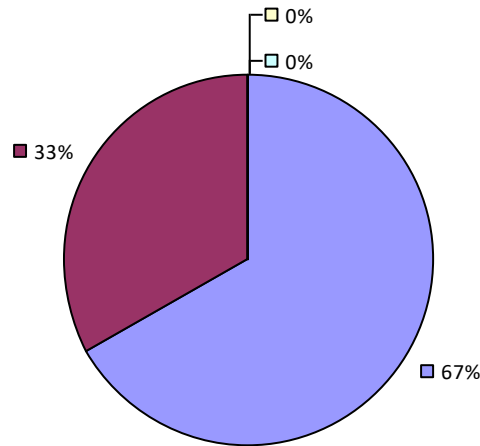
### Overall Rating



## 2018-19 PRINCIPAL EVALUATION RESULTS

Student performance results not shown due to suppression\*

### Principal School Visits



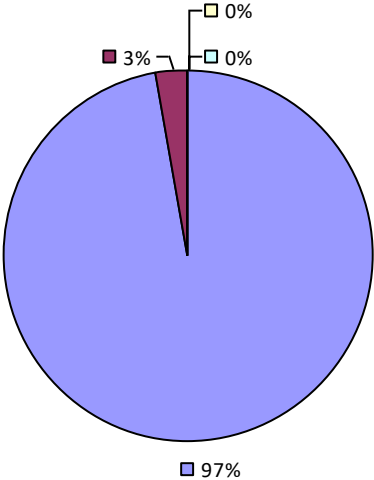
Overall results not shown due to suppression\*

\* Data is suppressed if 100% of teachers/principals received the same rating or if the total teachers/principals in an LEA is less than five.

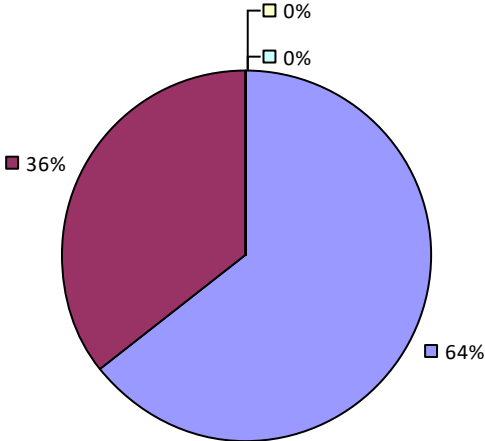
# COOPERSTOWN CSD

## 2018-19 TEACHER EVALUATION RESULTS

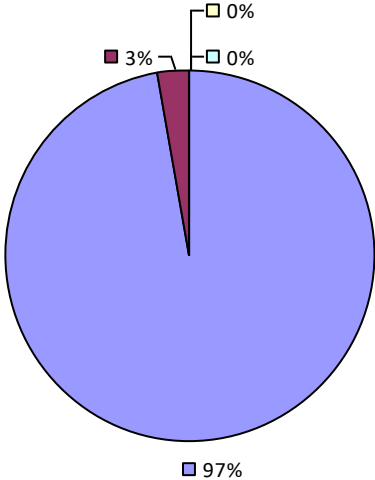
Student Performance



Teacher Observation



Overall Rating



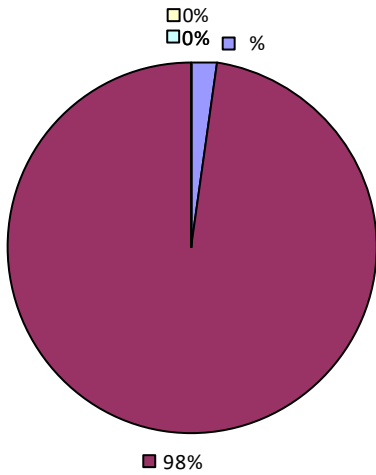
2018-19 PRINCIPAL EVALUATION RESULTS NOT SHOWN DUE TO SUPPRESSION\*

\* Data is suppressed if 100% of teachers/principals received the same rating or if the total teachers/principals in an LEA is less than five.

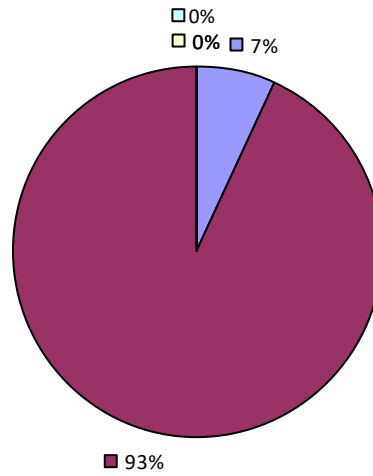
# COPENHAGEN CSD

## 2018-19 TEACHER EVALUATION RESULTS

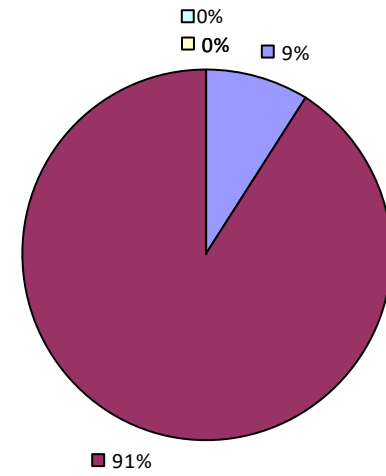
### Student Performance



### Teacher Observation



### Overall Rating



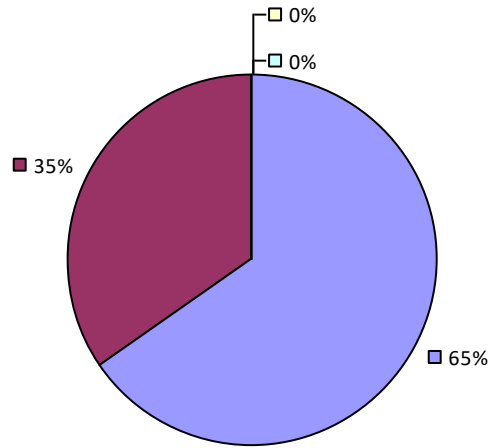
2018-19 PRINCIPAL EVALUATION RESULTS NOT SHOWN DUE TO SUPPRESSION\*

\* Data is suppressed if 100% of teachers/principals received the same rating or if the total teachers/principals in an LEA is less than five.

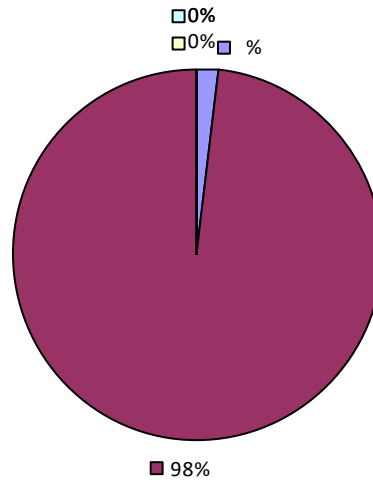
# COPIAGUE UFSD

## 2018-19 TEACHER EVALUATION RESULTS

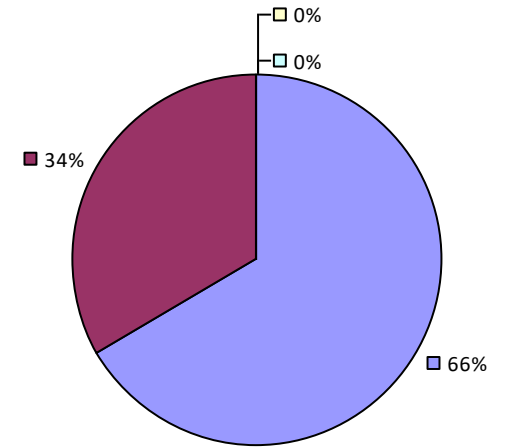
### Student Performance



### Teacher Observation



### Overall Rating



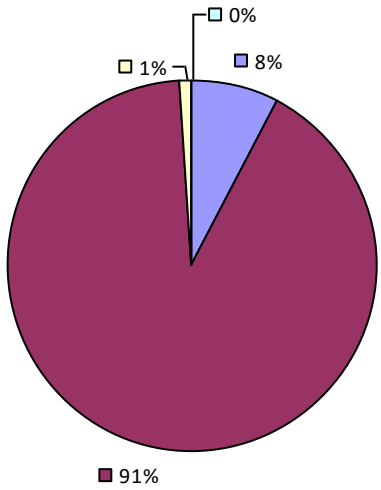
2018-19 PRINCIPAL EVALUATION RESULTS NOT SHOWN DUE TO SUPPRESSION\*

\* Data is suppressed if 100% of teachers/principals received the same rating or if the total teachers/principals in an LEA is less than five.

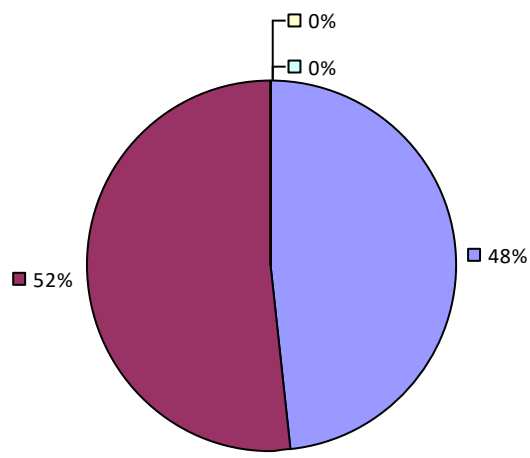
# CORINTH CSD

## 2018-19 TEACHER EVALUATION RESULTS

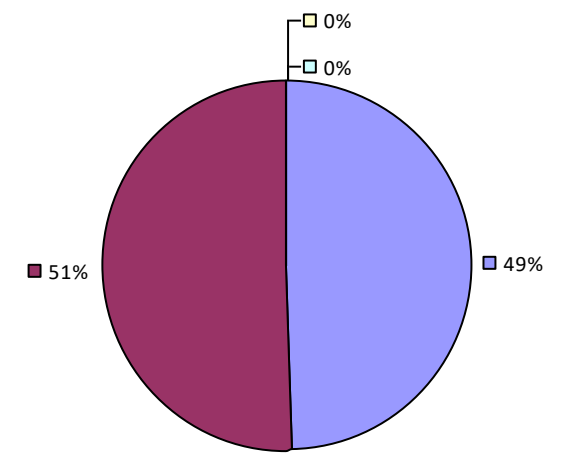
Student Performance



Teacher Observation



Overall Rating



2018-19 PRINCIPAL EVALUATION RESULTS NOT SHOWN DUE TO SUPPRESSION\*

\* Data is suppressed if 100% of teachers/principals received the same rating or if the total teachers/principals in an LEA is less than five.

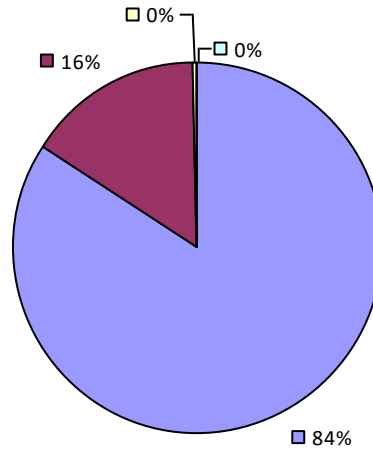


# CORNING CITY SD

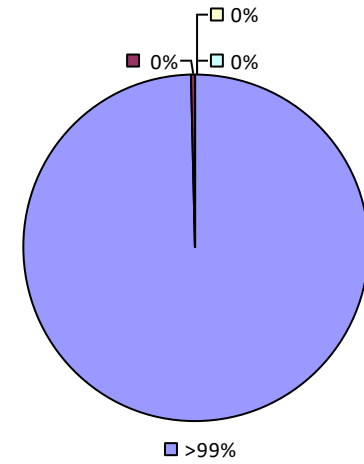
## 2018-19 TEACHER EVALUATION RESULTS

Student performance results not shown due to suppression\*

### Teacher Observation



### Overall Rating



## 2018-19 PRINCIPAL EVALUATION RESULTS NOT SHOWN DUE TO SUPPRESSION\*

\* Data is suppressed if 100% of teachers/principals received the same rating or if the total teachers/principals in an LEA is less than five.

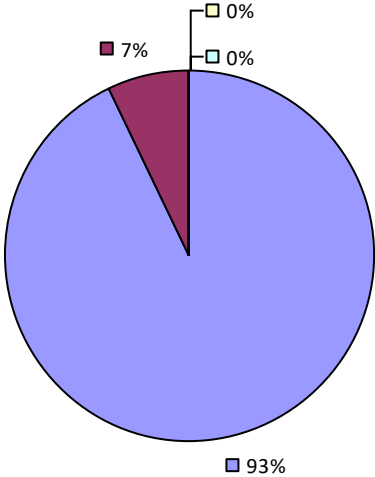
**CORNWALL CSD**

**2018-19 TEACHER EVALUATION RESULTS**

*Student performance results not shown due to suppression\**

**Teacher Observation**

*Overall results not shown due to suppression\**



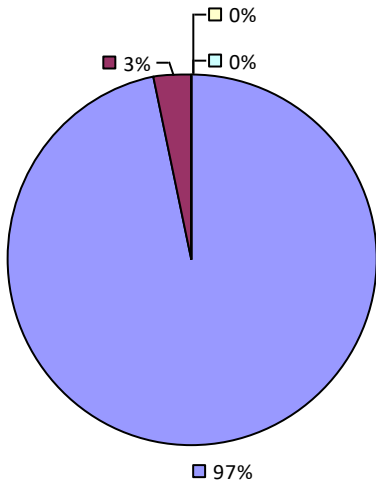
**2018-19 PRINCIPAL EVALUATION RESULTS NOT SHOWN DUE TO SUPPRESSION\***

\* Data is suppressed if 100% of teachers/principals received the same rating or if the total teachers/principals in an LEA is less than five.

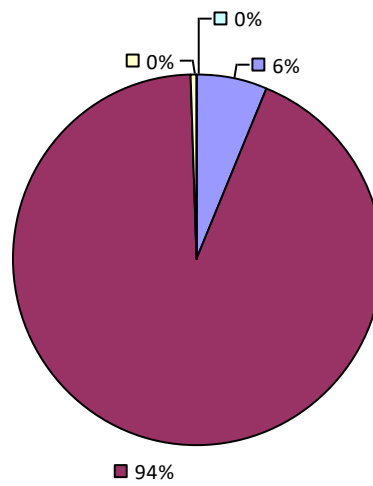
# CORTLAND CITY SD

## 2018-19 TEACHER EVALUATION RESULTS

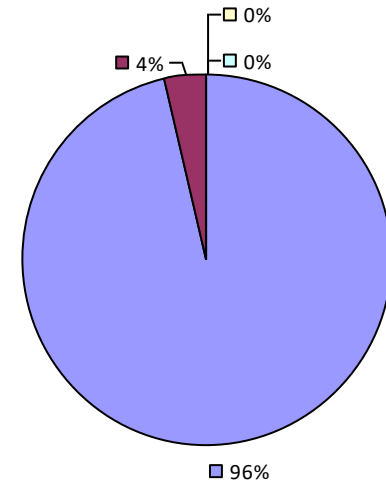
Student Performance



Teacher Observation



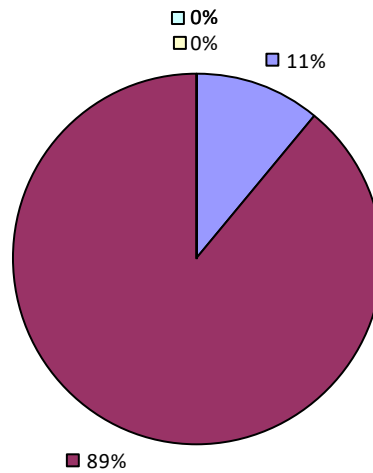
Overall Rating



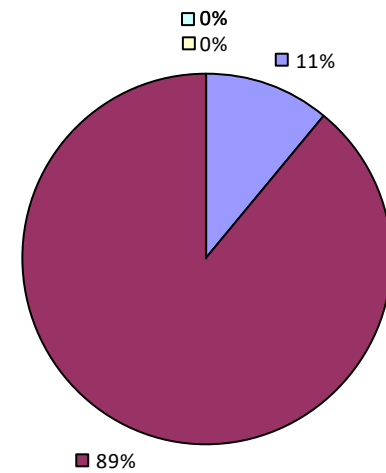
## 2018-19 PRINCIPAL EVALUATION RESULTS

Student performance results not shown due to suppression\*

Principal School Visits



Overall Rating

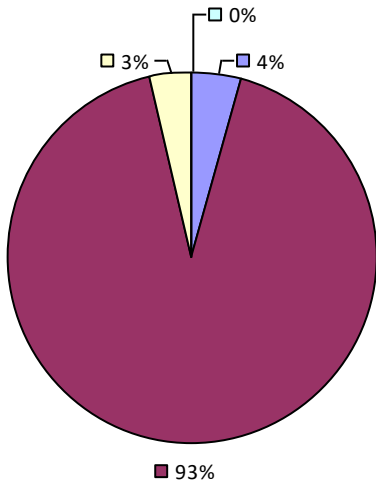


\* Data is suppressed if 100% of teachers/principals received the same rating or if the total teachers/principals in an LEA is less than five.

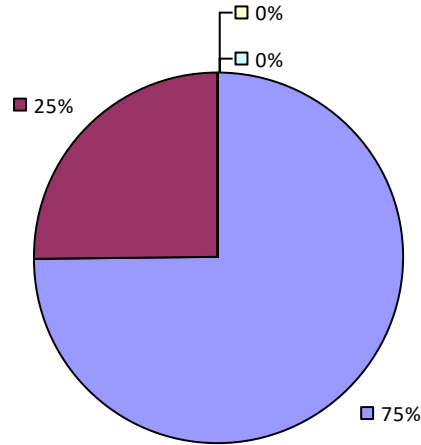
# COXSACKIE-ATHENS CSD

## 2018-19 TEACHER EVALUATION RESULTS

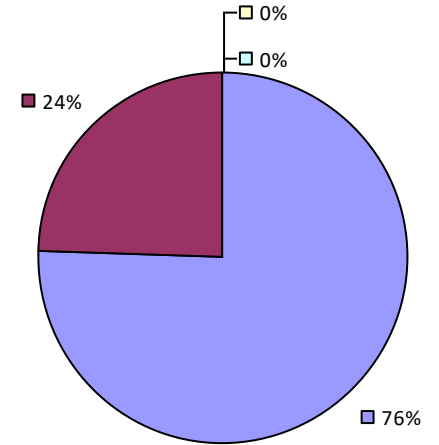
Student Performance



Teacher Observation



Overall Rating



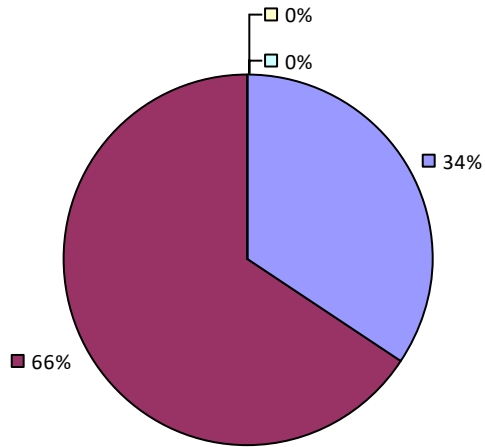
2018-19 PRINCIPAL EVALUATION RESULTS NOT SHOWN DUE TO SUPPRESSION\*

\* Data is suppressed if 100% of teachers/principals received the same rating or if the total teachers/principals in an LEA is less than five.

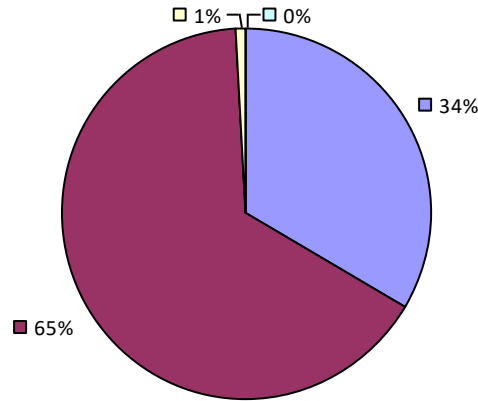
# CROTON-HARMON UFSD

## 2018-19 TEACHER EVALUATION RESULTS

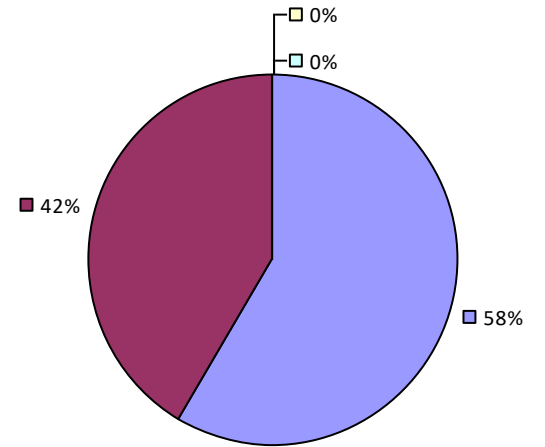
### Student Performance



### Teacher Observation



### Overall Rating



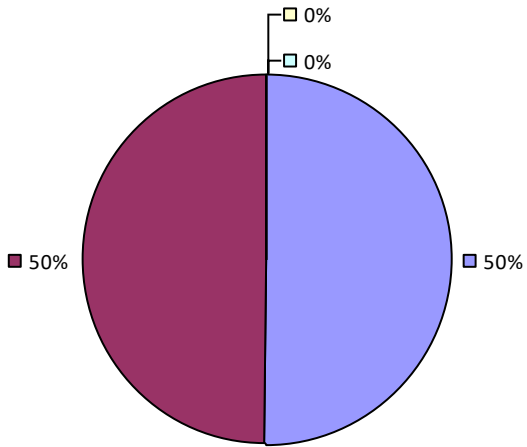
2018-19 PRINCIPAL EVALUATION RESULTS NOT SHOWN DUE TO SUPPRESSION\*

\* Data is suppressed if 100% of teachers/principals received the same rating or if the total teachers/principals in an LEA is less than five.

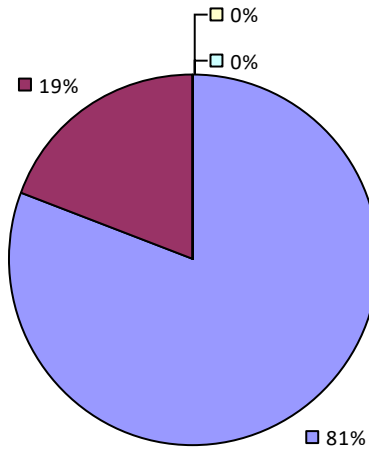
# CROWN POINT CSD

## 2018-19 TEACHER EVALUATION RESULTS

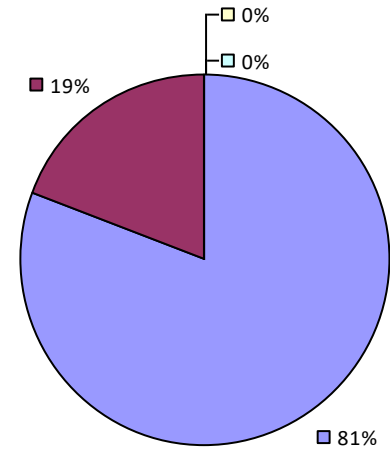
### Student Performance



### Teacher Observation



### Overall Rating



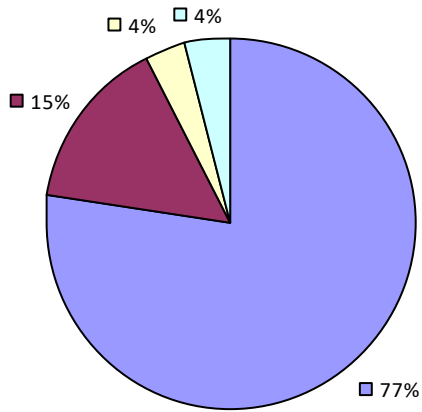
2018-19 PRINCIPAL EVALUATION RESULTS NOT SHOWN DUE TO SUPPRESSION\*

\* Data is suppressed if 100% of teachers/principals received the same rating or if the total teachers/principals in an LEA is less than five.

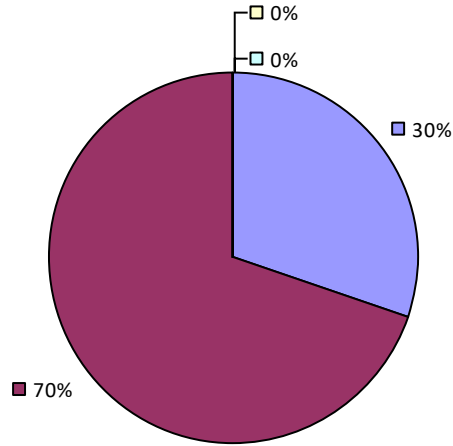
# CUBA-RUSHFORD CSD

## 2018-19 TEACHER EVALUATION RESULTS

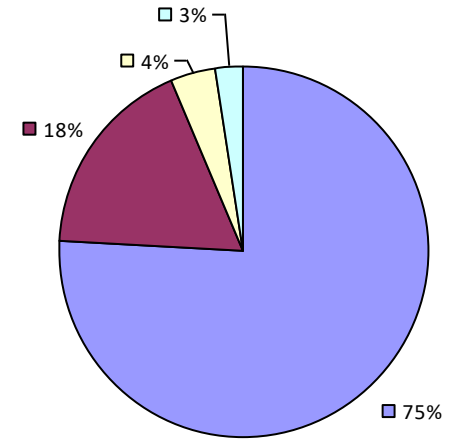
### Student Performance



### Teacher Observation



### Overall Rating



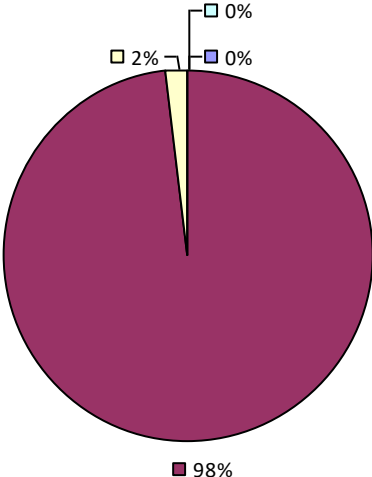
2018-19 PRINCIPAL EVALUATION RESULTS NOT SHOWN DUE TO SUPPRESSION\*

\* Data is suppressed if 100% of teachers/principals received the same rating or if the total teachers/principals in an LEA is less than five.

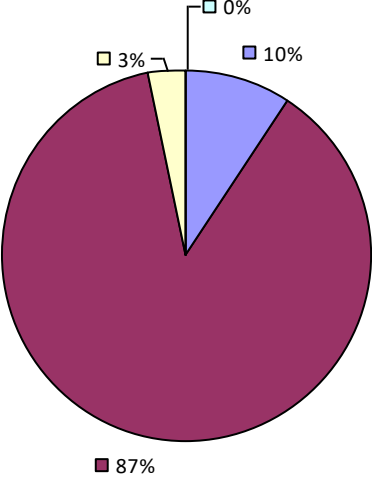
# DALTON-NUNDA CSD (KESHEQUA)

## 2018-19 TEACHER EVALUATION RESULTS

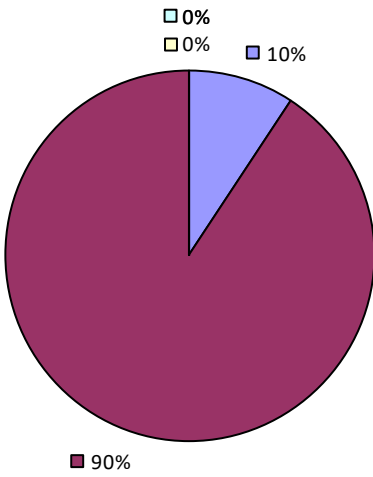
Student Performance



Teacher Observation



Overall Rating



2018-19 PRINCIPAL EVALUATION RESULTS NOT SHOWN DUE TO SUPPRESSION\*

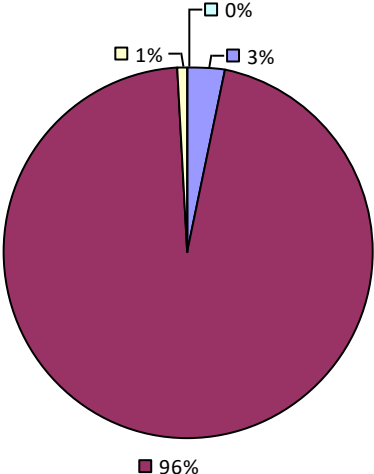
\* Data is suppressed if 100% of teachers/principals received the same rating or if the total teachers/principals in an LEA is less than five.



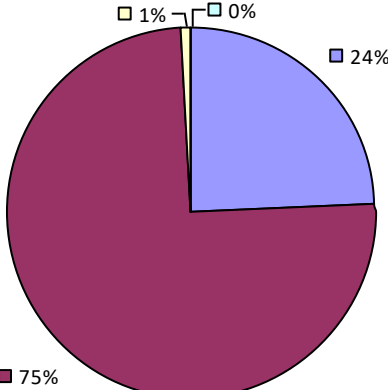
DANSVILLE CSD

2018-19 TEACHER EVALUATION RESULTS

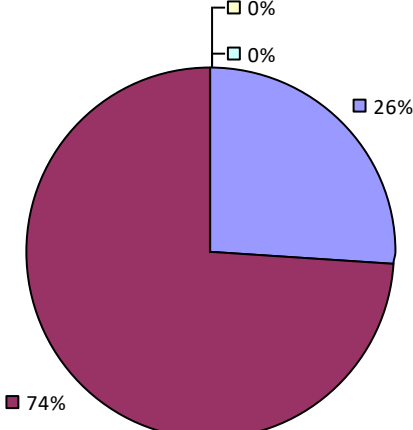
Student Performance



Teacher Observation



Overall Rating



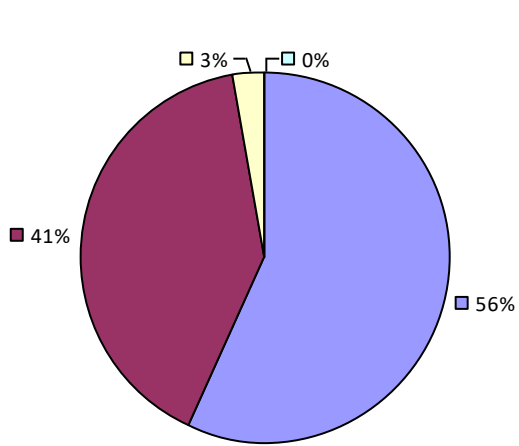
2018-19 PRINCIPAL EVALUATION RESULTS NOT SHOWN DUE TO SUPPRESSION\*

\* Data is suppressed if 100% of teachers/principals received the same rating or if the total teachers/principals in an LEA is less than five.

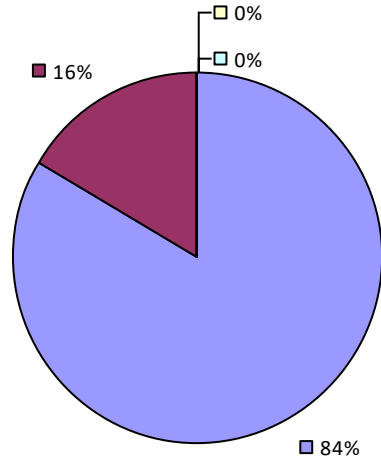
# DEER PARK UFSD

## 2018-19 TEACHER EVALUATION RESULTS

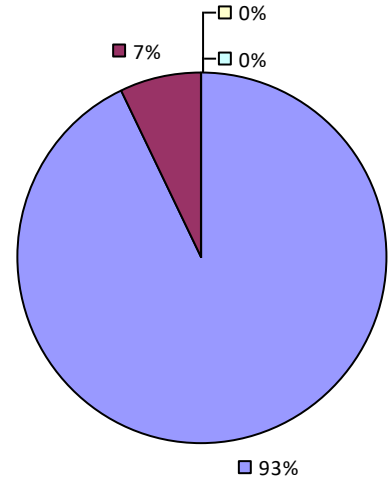
### Student Performance



### Teacher Observation

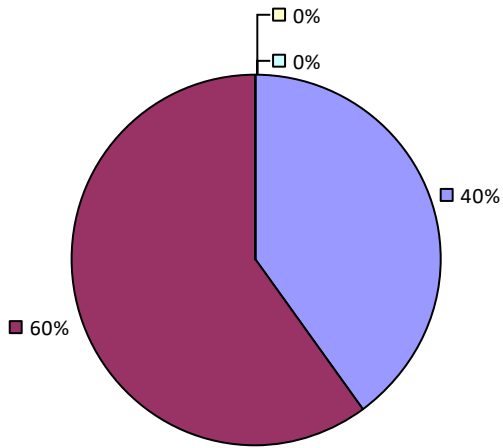


### Overall Rating

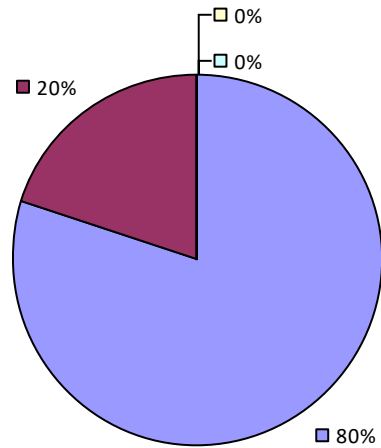


## 2018-19 PRINCIPAL EVALUATION RESULTS

### Student Performance



### Principal School Visits



Overall results not shown due to suppression\*

\* Data is suppressed if 100% of teachers/principals received the same rating or if the total teachers/principals in an LEA is less than five.

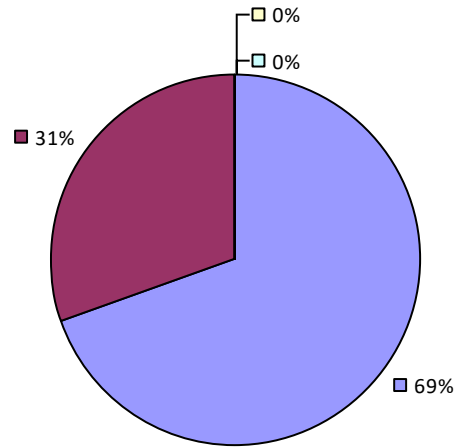
# DELAWARE ACADEMY CSD AT DELHI

## 2018-19 TEACHER EVALUATION RESULTS

Student performance results not shown due to suppression\*

### Teacher Observation

Overall results not shown due to suppression\*



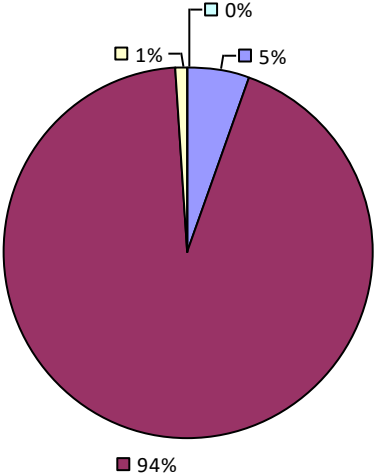
## 2018-19 PRINCIPAL EVALUATION RESULTS NOT SHOWN DUE TO SUPPRESSION\*

\* Data is suppressed if 100% of teachers/principals received the same rating or if the total teachers/principals in an LEA is less than five.

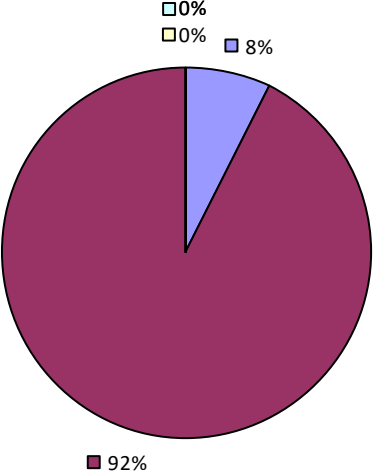
# DELAWARE-CHENANGO-MADISON-OTSEGO BOCES

## 2018-19 TEACHER EVALUATION RESULTS

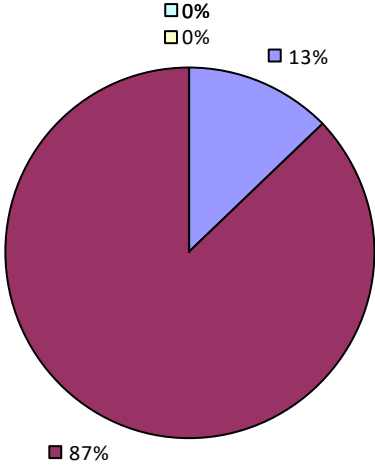
Student Performance



Teacher Observation



Overall Rating



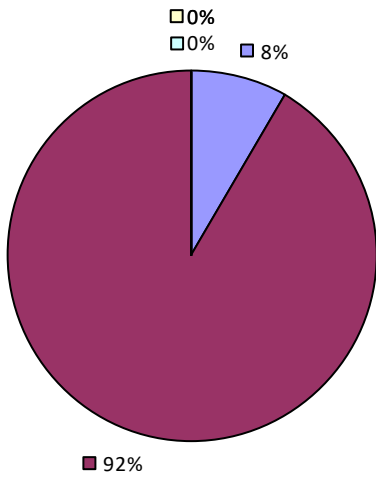
2018-19 PRINCIPAL EVALUATION RESULTS NOT SHOWN DUE TO SUPPRESSION\*

\* Data is suppressed if 100% of teachers/principals received the same rating or if the total teachers/principals in an LEA is less than five.

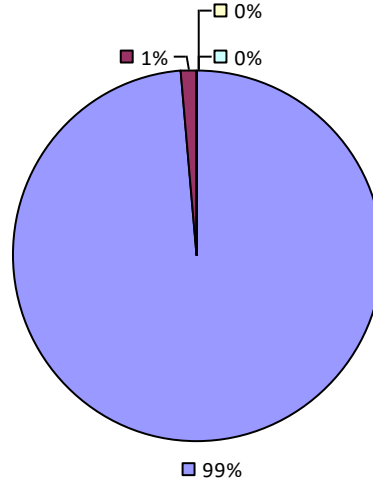
# DEPEW UFSD

## 2018-19 TEACHER EVALUATION RESULTS

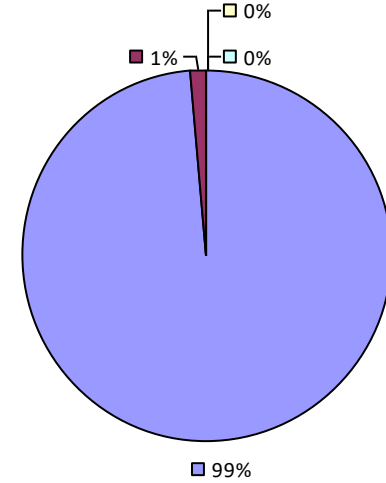
### Student Performance



### Teacher Observation



### Overall Rating



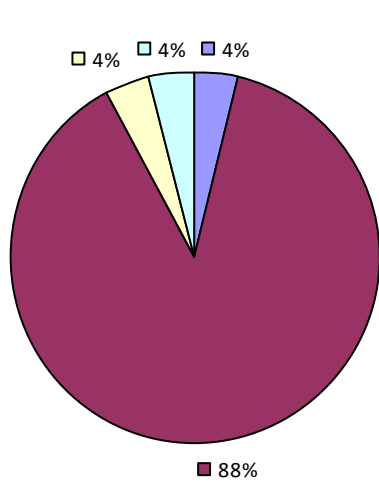
2018-19 PRINCIPAL EVALUATION RESULTS NOT SHOWN DUE TO SUPPRESSION\*

\* Data is suppressed if 100% of teachers/principals received the same rating or if the total teachers/principals in an LEA is less than five.

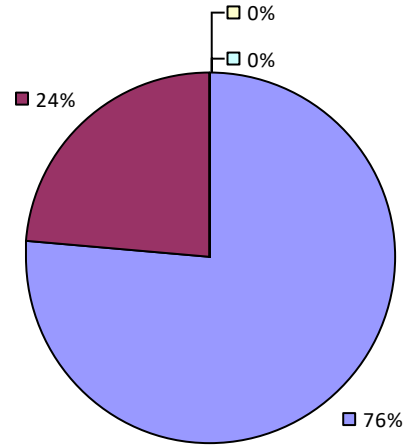
# DEPOSIT CSD

## 2018-19 TEACHER EVALUATION RESULTS

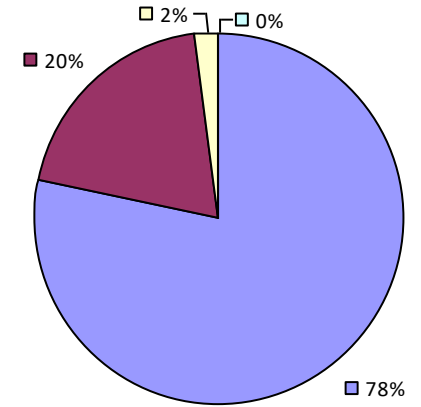
### Student Performance



### Teacher Observation



### Overall Rating



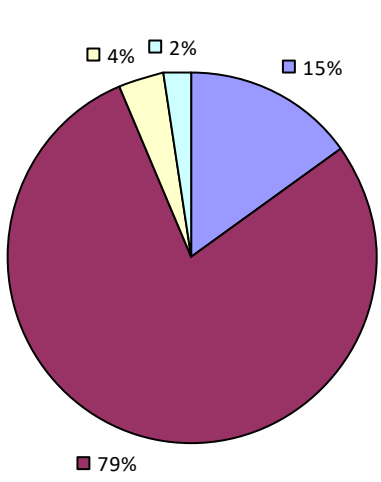
2018-19 PRINCIPAL EVALUATION RESULTS NOT SHOWN DUE TO SUPPRESSION\*

\* Data is suppressed if 100% of teachers/principals received the same rating or if the total teachers/principals in an LEA is less than five.

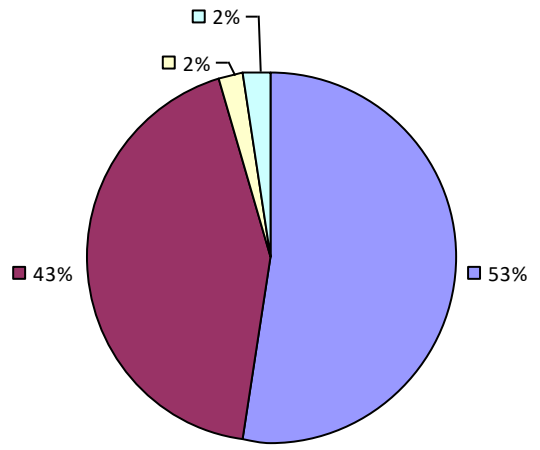
# DERUYTER CSD

## 2018-19 TEACHER EVALUATION RESULTS

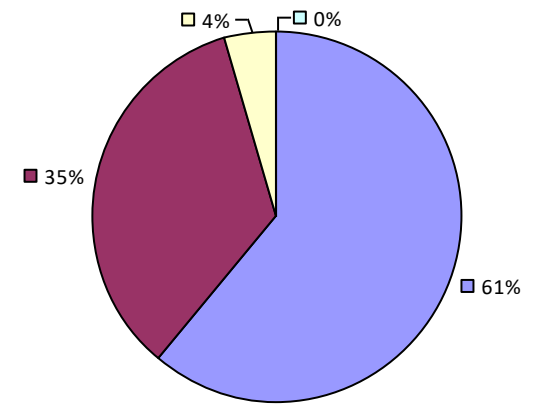
### Student Performance



### Teacher Observation



### Overall Rating



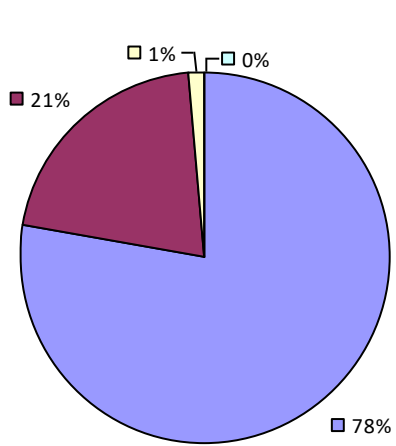
## 2018-19 PRINCIPAL EVALUATION RESULTS NOT SUBMITTED

\* Data is suppressed if 100% of teachers/principals received the same rating or if the total teachers/principals in an LEA is less than five.

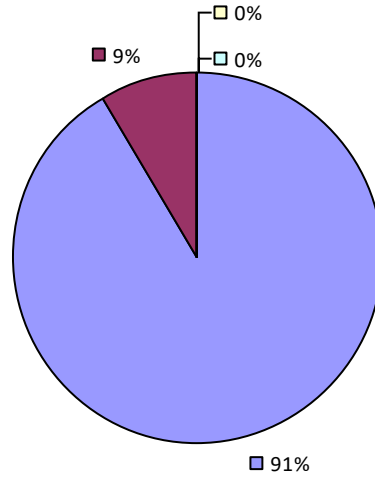
# DOBBS FERRY UFSD

## 2018-19 TEACHER EVALUATION RESULTS

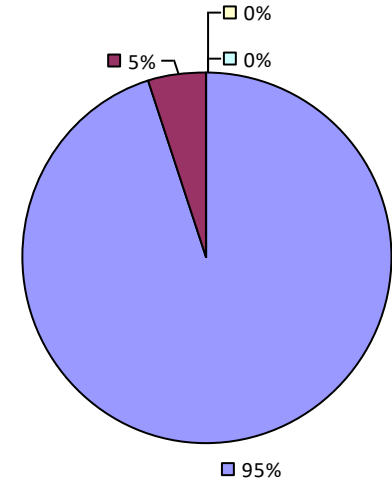
### Student Performance



### Teacher Observation



### Overall Rating



2018-19 PRINCIPAL EVALUATION RESULTS NOT SHOWN DUE TO SUPPRESSION\*

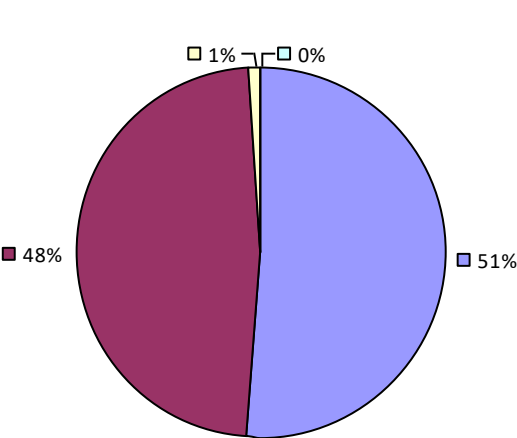
\* Data is suppressed if 100% of teachers/principals received the same rating or if the total teachers/principals in an LEA is less than five.



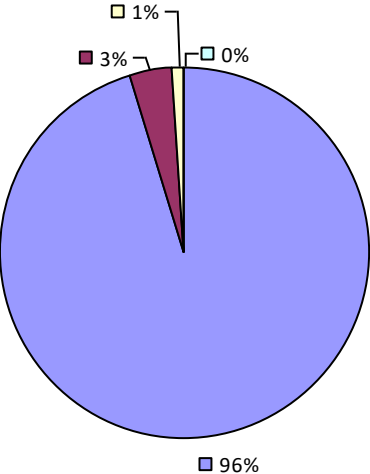
# DOLGEVILLE CSD

## 2018-19 TEACHER EVALUATION RESULTS

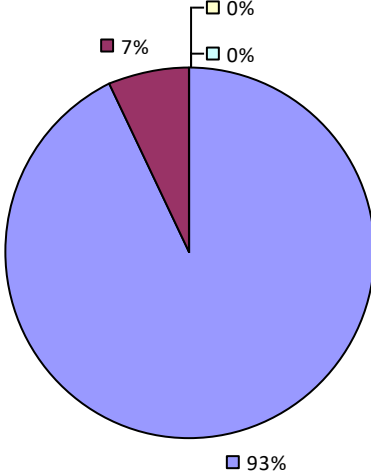
Student Performance



Teacher Observation



Overall Rating



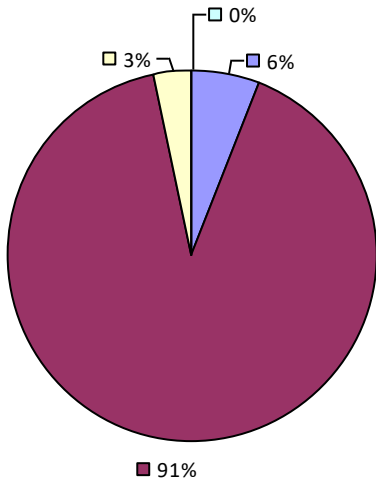
2018-19 PRINCIPAL EVALUATION RESULTS NOT SHOWN DUE TO SUPPRESSION\*

\* Data is suppressed if 100% of teachers/principals received the same rating or if the total teachers/principals in an LEA is less than five.

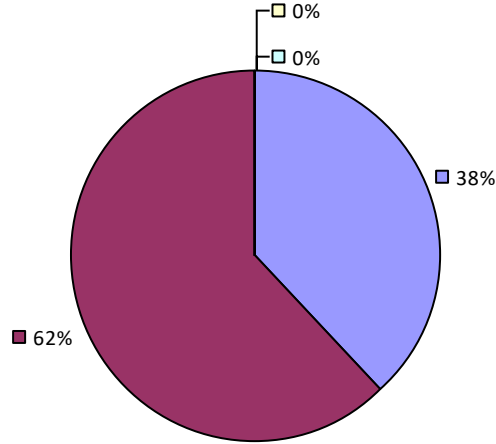
# DOVER UFSD

## 2018-19 TEACHER EVALUATION RESULTS

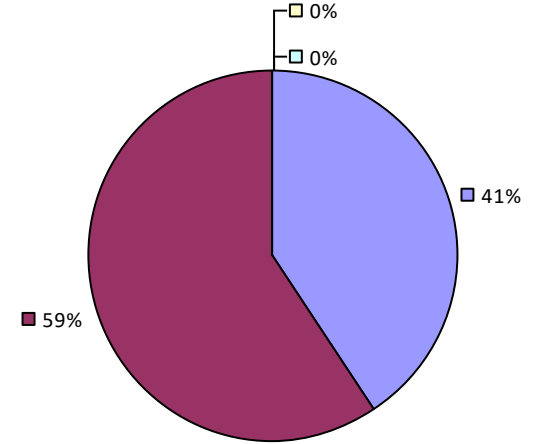
### Student Performance



### Teacher Observation



### Overall Rating



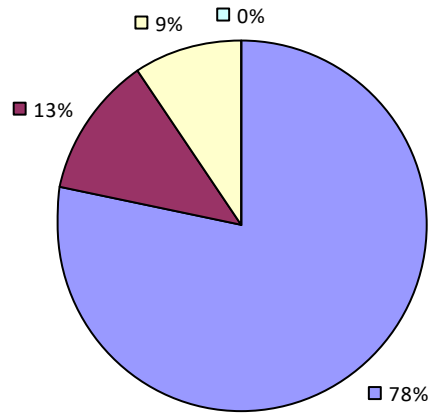
2018-19 PRINCIPAL EVALUATION RESULTS NOT SHOWN DUE TO SUPPRESSION\*

\* Data is suppressed if 100% of teachers/principals received the same rating or if the total teachers/principals in an LEA is less than five.

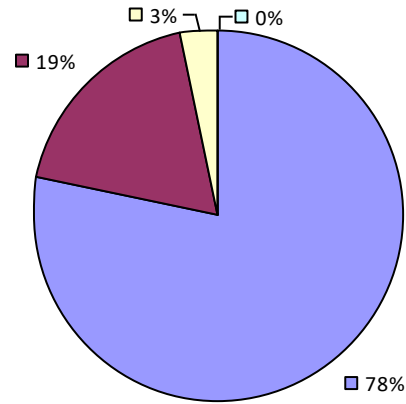
# DOWNSVILLE CSD

## 2018-19 TEACHER EVALUATION RESULTS

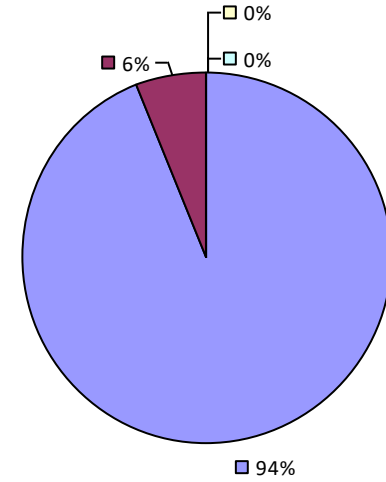
### Student Performance



### Teacher Observation



### Overall Rating



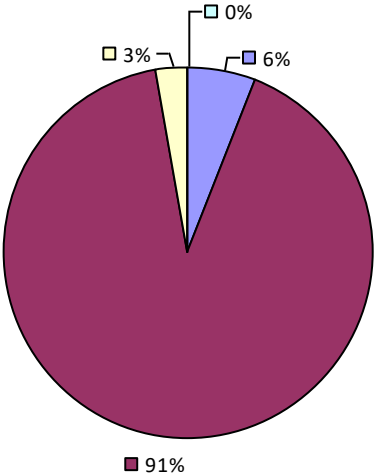
2018-19 PRINCIPAL EVALUATION RESULTS NOT SHOWN DUE TO SUPPRESSION\*

\* Data is suppressed if 100% of teachers/principals received the same rating or if the total teachers/principals in an LEA is less than five.

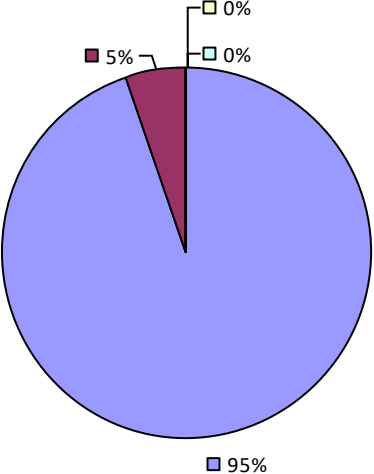
**DRYDEN CSD**

**2018-19 TEACHER EVALUATION RESULTS**

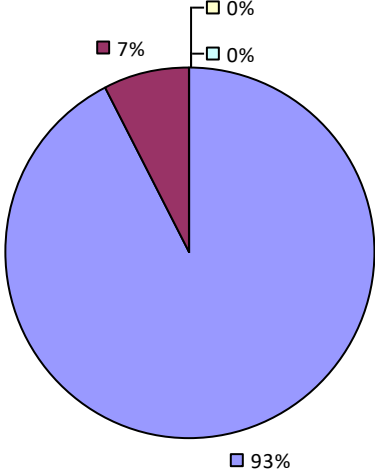
**Student Performance**



**Teacher Observation**



**Overall Rating**



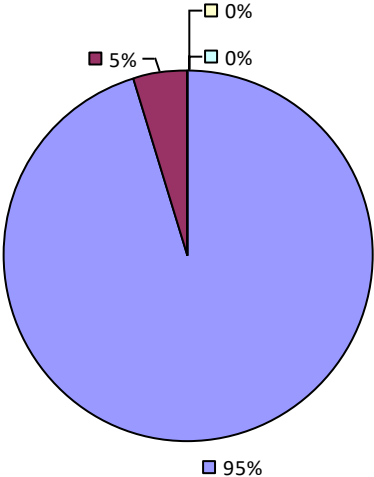
**2018-19 PRINCIPAL EVALUATION RESULTS NOT SHOWN DUE TO SUPPRESSION\***

\* Data is suppressed if 100% of teachers/principals received the same rating or if the total teachers/principals in an LEA is less than five.

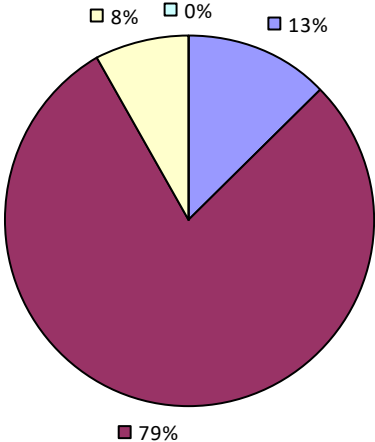
**DUANESBURG CSD**

**2018-19 TEACHER EVALUATION RESULTS**

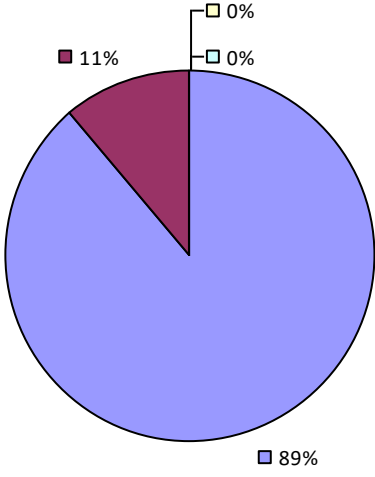
Student Performance



Teacher Observation



Overall Rating



2018-19 PRINCIPAL EVALUATION RESULTS NOT SHOWN DUE TO SUPPRESSION\*

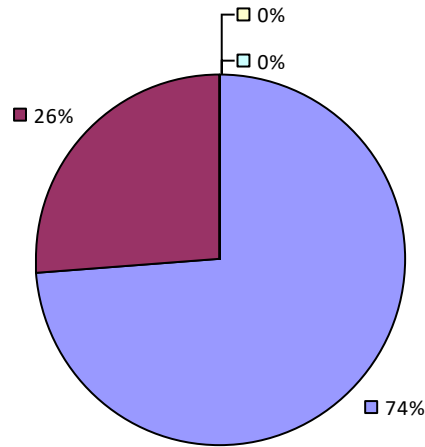
\* Data is suppressed if 100% of teachers/principals received the same rating or if the total teachers/principals in an LEA is less than five.

# DUNDEE CSD

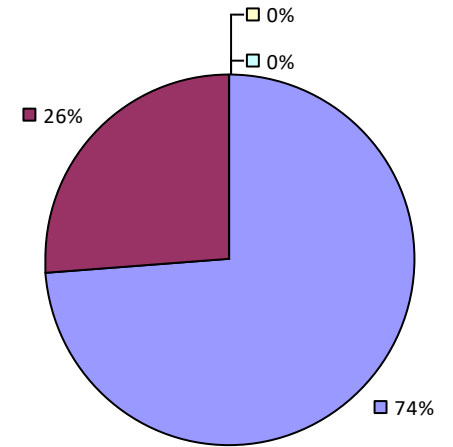
## 2018-19 TEACHER EVALUATION RESULTS

Student performance results not shown due to suppression\*

### Teacher Observation



### Overall Rating



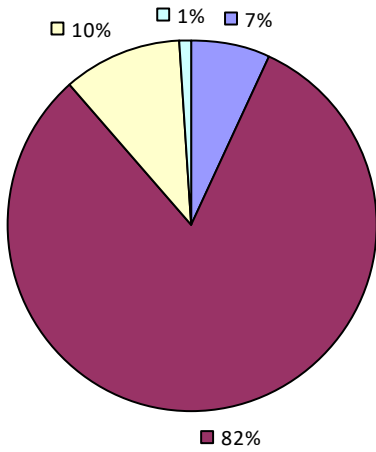
## 2018-19 PRINCIPAL EVALUATION RESULTS NOT SHOWN DUE TO SUPPRESSION\*

\* Data is suppressed if 100% of teachers/principals received the same rating or if the total teachers/principals in an LEA is less than five.

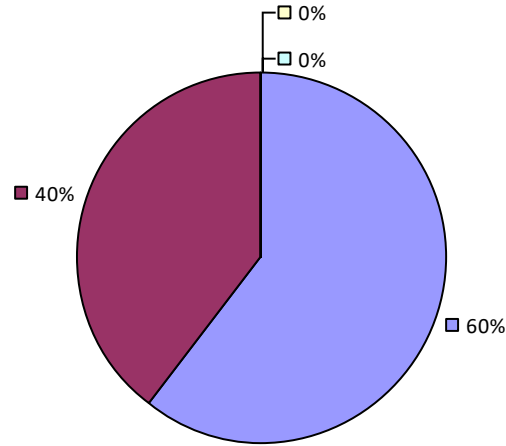
# DUNKIRK CITY SD

## 2018-19 TEACHER EVALUATION RESULTS

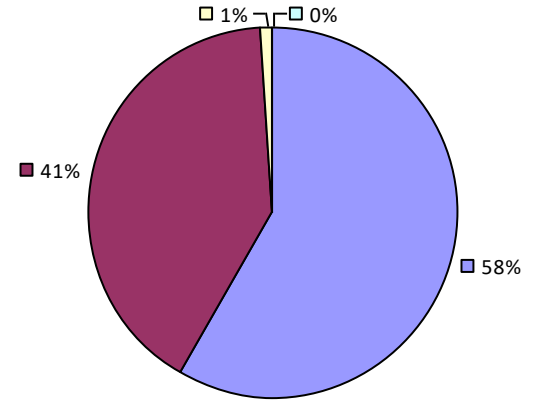
### Student Performance



### Teacher Observation



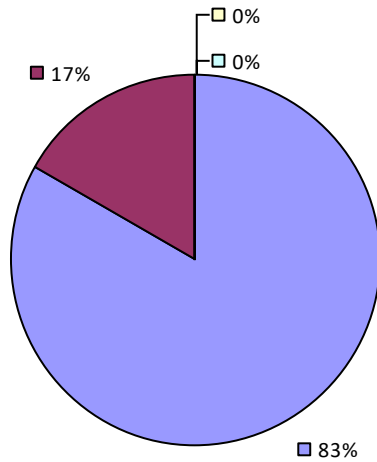
### Overall Rating



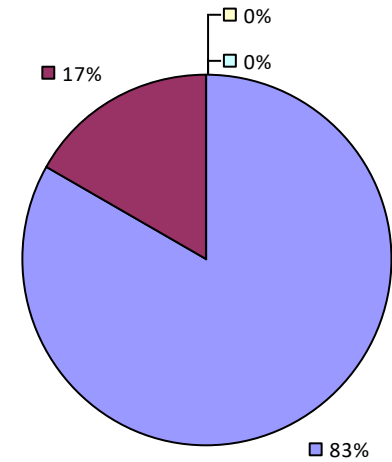
## 2018-19 PRINCIPAL EVALUATION RESULTS

Student performance results not shown due to suppression\*

### Principal School Visits



### Overall Rating

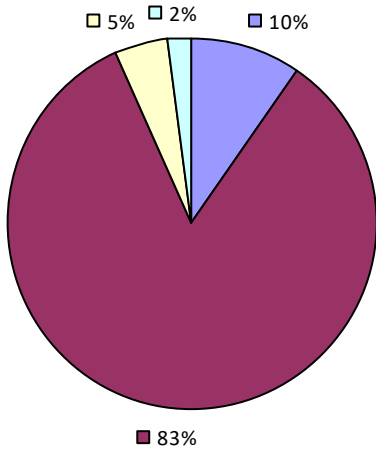


\* Data is suppressed if 100% of teachers/principals received the same rating or if the total teachers/principals in an LEA is less than five.

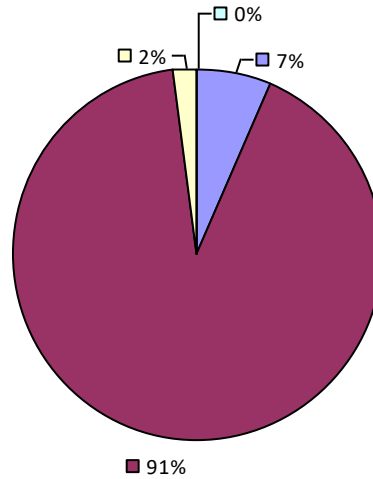
# DUTCHESS BOCES

## 2018-19 TEACHER EVALUATION RESULTS

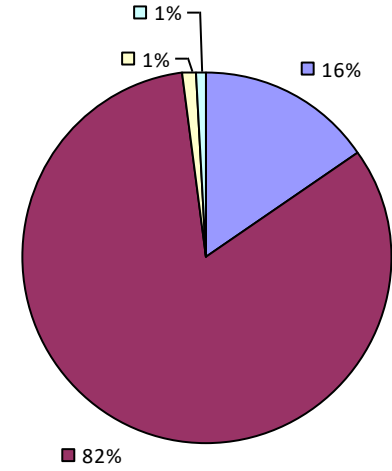
Student Performance



Teacher Observation



Overall Rating



2018-19 PRINCIPAL EVALUATION RESULTS NOT SHOWN DUE TO SUPPRESSION\*

\* Data is suppressed if 100% of teachers/principals received the same rating or if the total teachers/principals in an LEA is less than five.



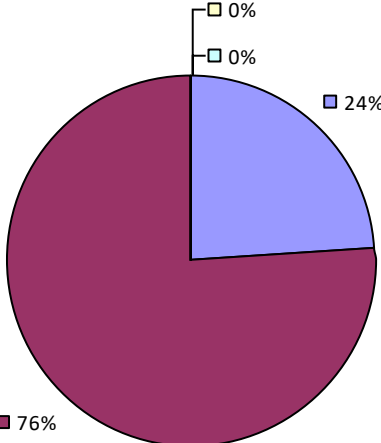
**EAST AURORA UFSD**

**2018-19 TEACHER EVALUATION RESULTS**

*Student performance results not shown due to suppression\**

**Teacher Observation**

*Overall results not shown due to suppression\**



**2018-19 PRINCIPAL EVALUATION RESULTS NOT SHOWN DUE TO SUPPRESSION\***

\* Data is suppressed if 100% of teachers/principals received the same rating or if the total teachers/principals in an LEA is less than five.

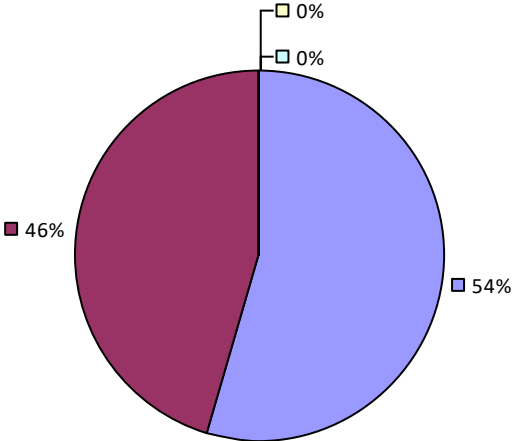
**EAST BLOOMFIELD CSD**

**2018-19 TEACHER EVALUATION RESULTS**

*Student performance results not shown due to suppression\**

**Teacher Observation**

*Overall results not shown due to suppression\**



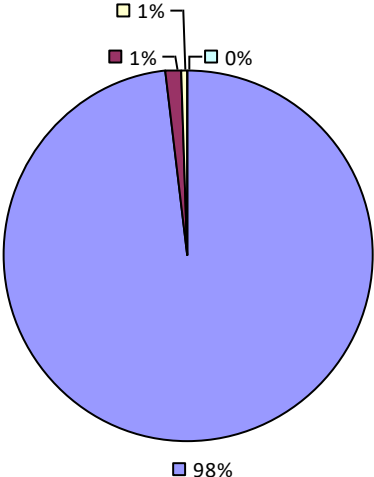
**2018-19 PRINCIPAL EVALUATION RESULTS NOT SHOWN DUE TO SUPPRESSION\***

\* Data is suppressed if 100% of teachers/principals received the same rating or if the total teachers/principals in an LEA is less than five.

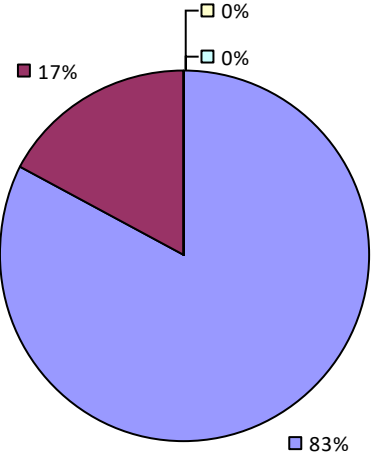
**EAST GREENBUSH CSD**

**2018-19 TEACHER EVALUATION RESULTS**

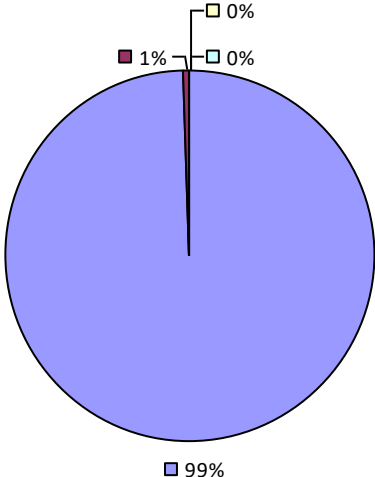
**Student Performance**



**Teacher Observation**



**Overall Rating**



**2018-19 PRINCIPAL EVALUATION RESULTS NOT SHOWN DUE TO SUPPRESSION\***

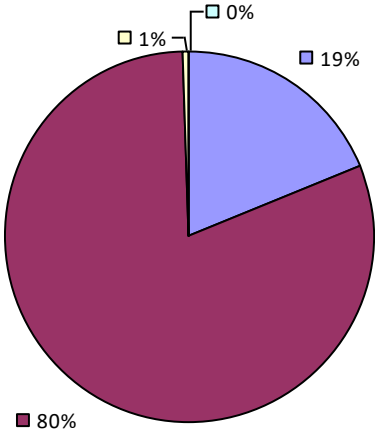
\* Data is suppressed if 100% of teachers/principals received the same rating or if the total teachers/principals in an LEA is less than five.

**EAST HAMPTON UFSD**

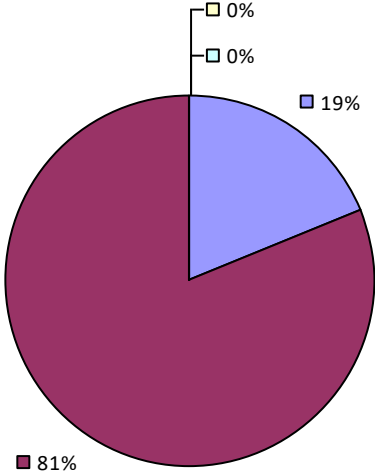
**2018-19 TEACHER EVALUATION RESULTS**

*Student performance results not shown due to suppression\**

**Teacher Observation**



**Overall Rating**



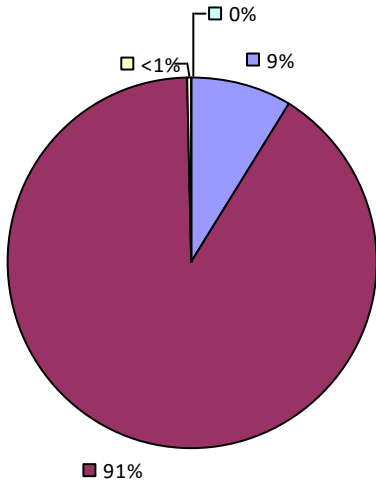
**2018-19 PRINCIPAL EVALUATION RESULTS NOT SHOWN DUE TO SUPPRESSION\***

*\* Data is suppressed if 100% of teachers/principals received the same rating or if the total teachers/principals in an LEA is less than five.*

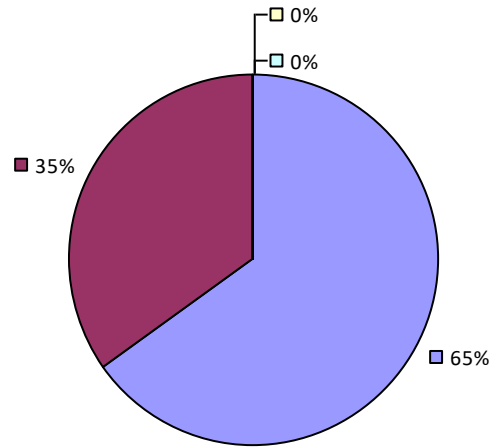
# EAST IRONDEQUOIT CSD

## 2018-19 TEACHER EVALUATION RESULTS

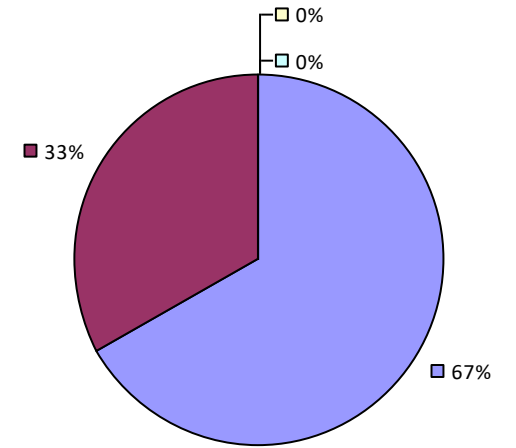
### Student Performance



### Teacher Observation



### Overall Rating



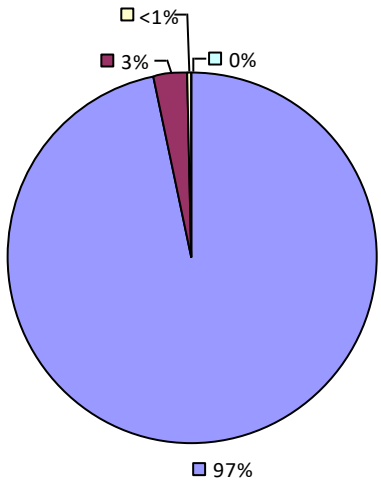
2018-19 PRINCIPAL EVALUATION RESULTS NOT SHOWN DUE TO SUPPRESSION\*

\* Data is suppressed if 100% of teachers/principals received the same rating or if the total teachers/principals in an LEA is less than five.

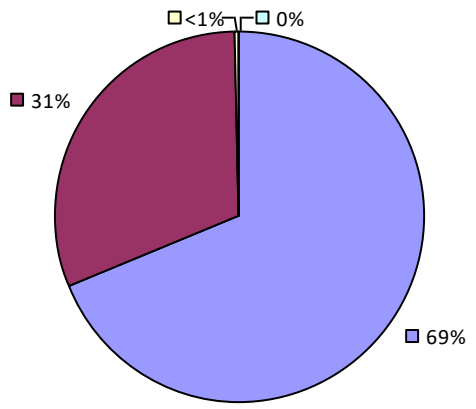
# EAST ISLIP UFSD

## 2018-19 TEACHER EVALUATION RESULTS

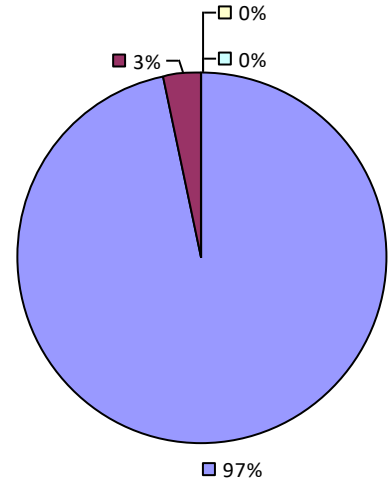
Student Performance



Teacher Observation



Overall Rating



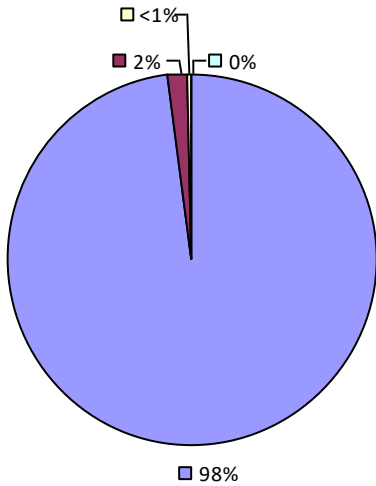
2018-19 PRINCIPAL EVALUATION RESULTS NOT SHOWN DUE TO SUPPRESSION\*

\* Data is suppressed if 100% of teachers/principals received the same rating or if the total teachers/principals in an LEA is less than five.

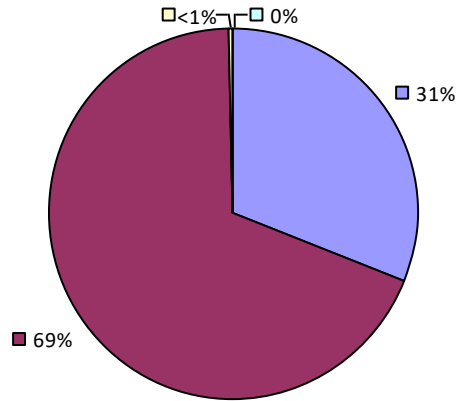
# EAST MEADOW UFSD

## 2018-19 TEACHER EVALUATION RESULTS

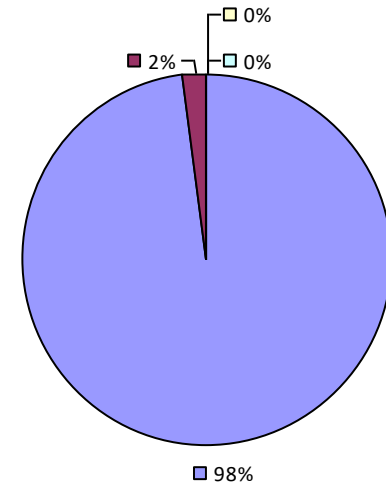
### Student Performance



### Teacher Observation



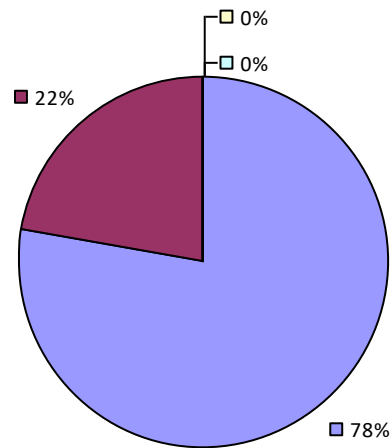
### Overall Rating



## 2018-19 PRINCIPAL EVALUATION RESULTS

Student performance results not shown due to suppression\*

### Principal School Visits



Overall results not shown due to suppression\*

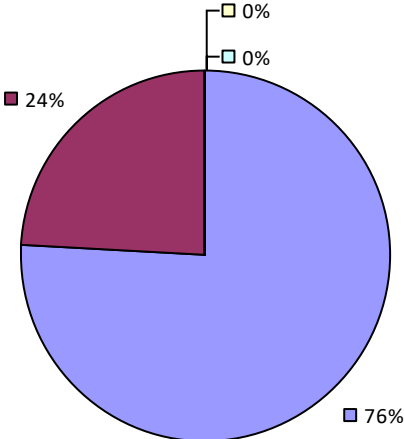
\* Data is suppressed if 100% of teachers/principals received the same rating or if the total teachers/principals in an LEA is less than five.

# EAST MORICHES UFSD

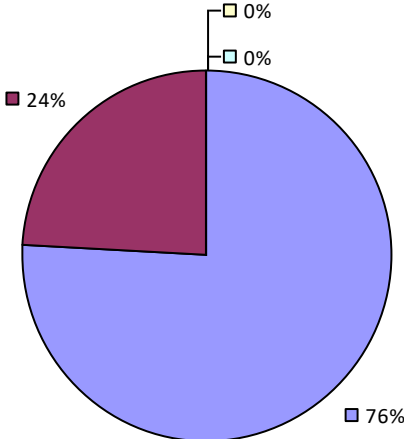
## 2018-19 TEACHER EVALUATION RESULTS

Student performance results not shown due to suppression\*

### Teacher Observation



### Overall Rating



## 2018-19 PRINCIPAL EVALUATION RESULTS NOT SHOWN DUE TO SUPPRESSION\*

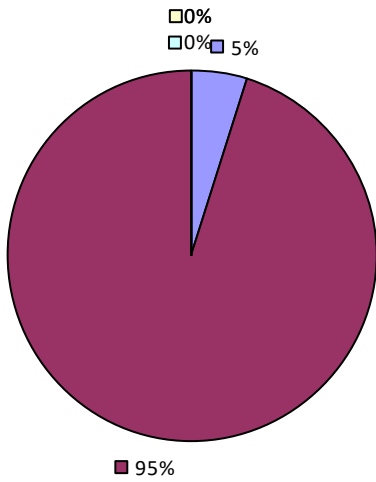
\* Data is suppressed if 100% of teachers/principals received the same rating or if the total teachers/principals in an LEA is less than five.



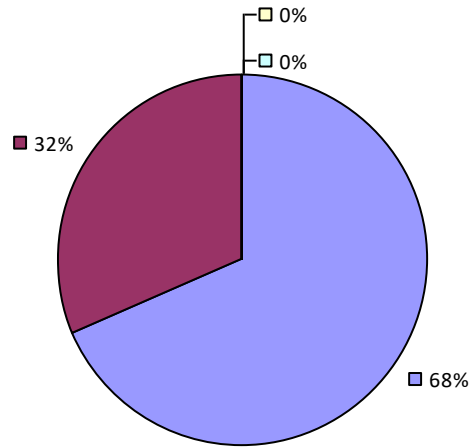
# EAST QUOGUE UFSD

## 2018-19 TEACHER EVALUATION RESULTS

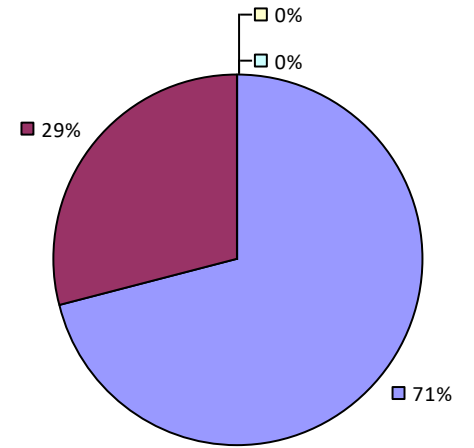
### Student Performance



### Teacher Observation



### Overall Rating



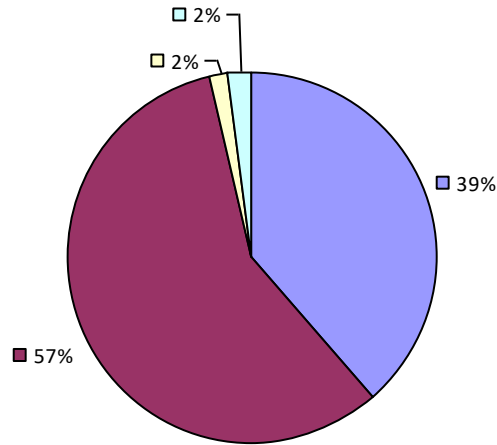
2018-19 PRINCIPAL EVALUATION RESULTS NOT SHOWN DUE TO SUPPRESSION\*

\* Data is suppressed if 100% of teachers/principals received the same rating or if the total teachers/principals in an LEA is less than five.

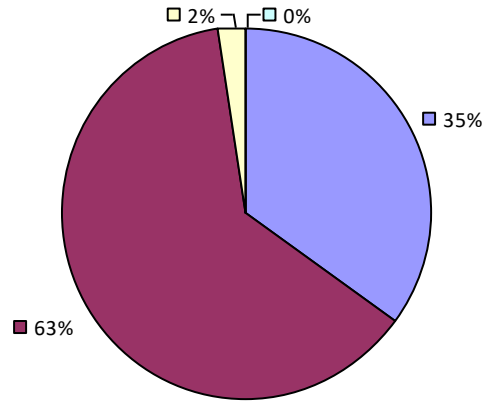
# EAST RAMAPO CSD (SPRING VALLEY)

## 2018-19 TEACHER EVALUATION RESULTS

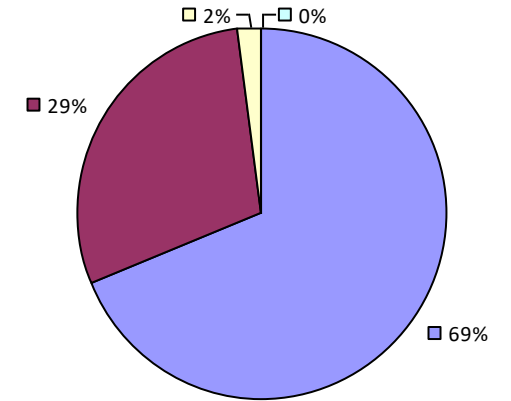
Student Performance



Teacher Observation

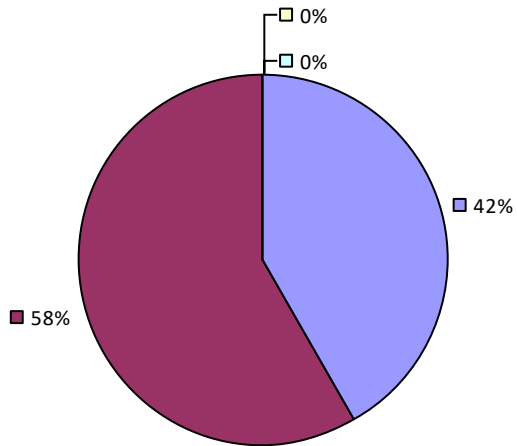


Overall Rating

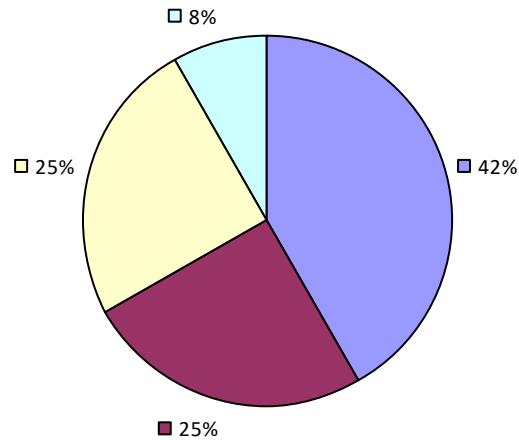


## 2018-19 PRINCIPAL EVALUATION RESULTS

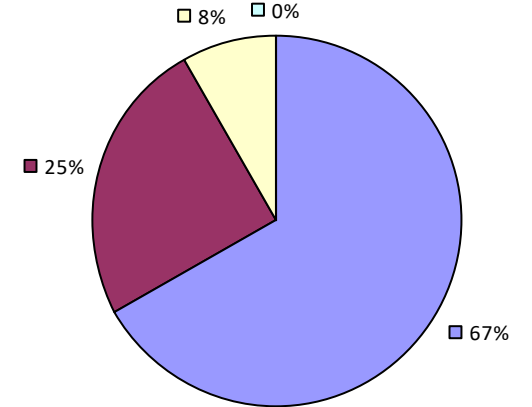
Student Performance



Principal School Visits



Overall Rating



\* Data is suppressed if 100% of teachers/principals received the same rating or if the total teachers/principals in an LEA is less than five.

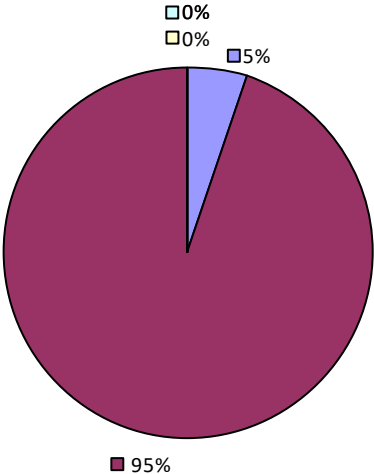
# EAST ROCHESTER UFSD

## 2018-19 TEACHER EVALUATION RESULTS

Student Performance

Teacher observation results not shown due to suppression\*

Overall results not shown due to suppression\*



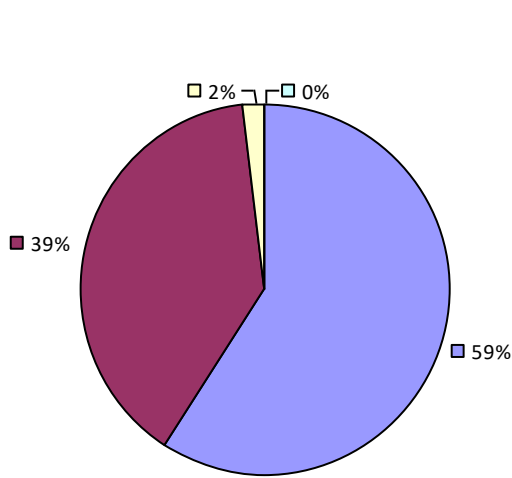
## 2018-19 PRINCIPAL EVALUATION RESULTS NOT SHOWN DUE TO SUPPRESSION\*

\* Data is suppressed if 100% of teachers/principals received the same rating or if the total teachers/principals in an LEA is less than five.

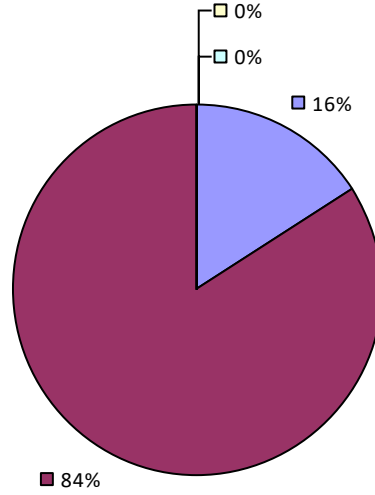
# EAST ROCKAWAY UFSD

## 2018-19 TEACHER EVALUATION RESULTS

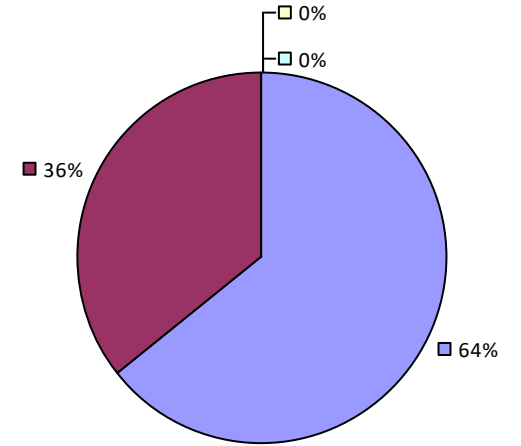
### Student Performance



### Teacher Observation



### Overall Rating



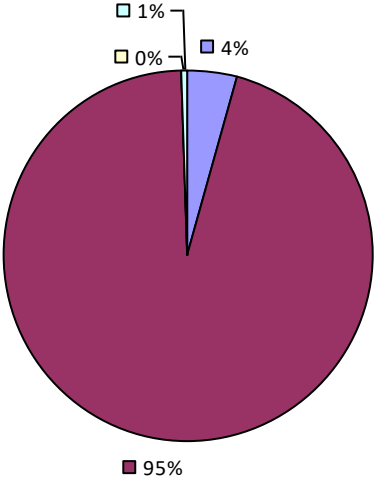
2018-19 PRINCIPAL EVALUATION RESULTS NOT SHOWN DUE TO SUPPRESSION\*

\* Data is suppressed if 100% of teachers/principals received the same rating or if the total teachers/principals in an LEA is less than five.

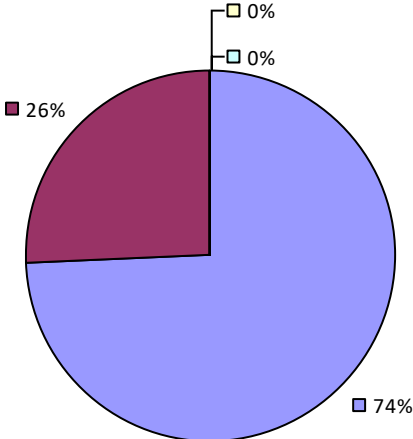
# EAST SYRACUSE MINOIA CSD

## 2018-19 TEACHER EVALUATION RESULTS

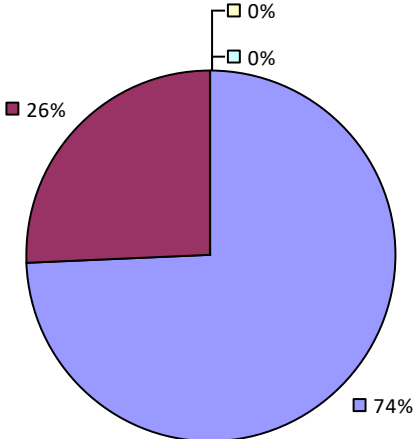
Student Performance



Teacher Observation



Overall Rating



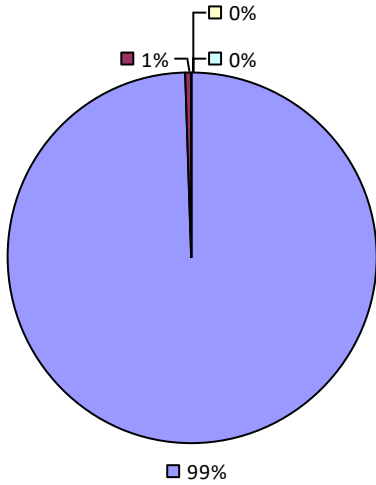
2018-19 PRINCIPAL EVALUATION RESULTS NOT SHOWN DUE TO SUPPRESSION\*

\* Data is suppressed if 100% of teachers/principals received the same rating or if the total teachers/principals in an LEA is less than five.

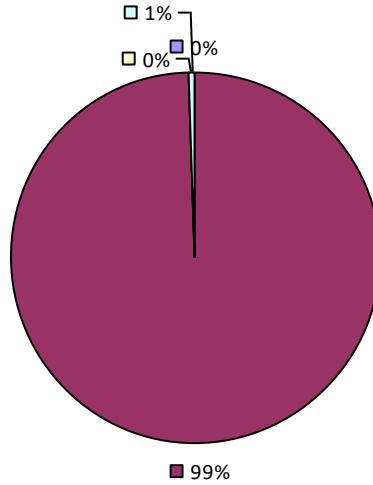
# EAST WILLISTON UFSD

## 2018-19 TEACHER EVALUATION RESULTS

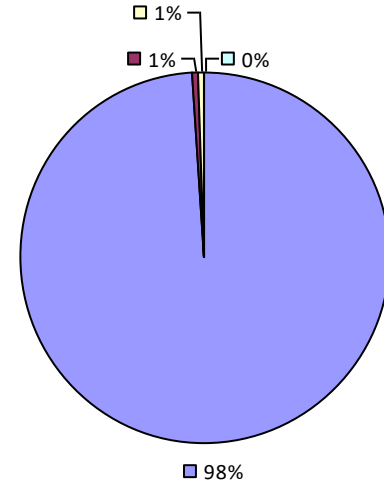
Student Performance



Teacher Observation



Overall Rating



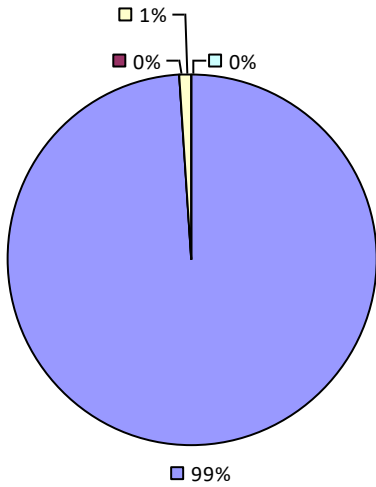
2018-19 PRINCIPAL EVALUATION RESULTS NOT SHOWN DUE TO SUPPRESSION\*

\* Data is suppressed if 100% of teachers/principals received the same rating or if the total teachers/principals in an LEA is less than five.

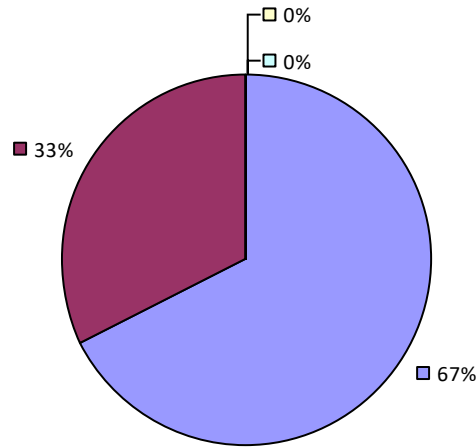
# EASTCHESTER UFSD

## 2018-19 TEACHER EVALUATION RESULTS

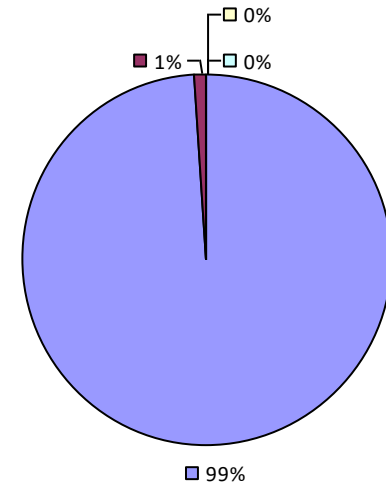
### Student Performance



### Teacher Observation



### Overall Rating



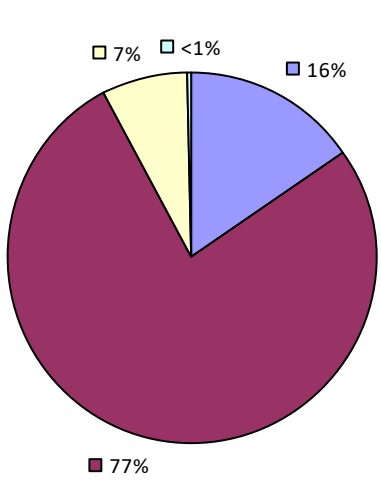
2018-19 PRINCIPAL EVALUATION RESULTS NOT SHOWN DUE TO SUPPRESSION\*

\* Data is suppressed if 100% of teachers/principals received the same rating or if the total teachers/principals in an LEA is less than five.

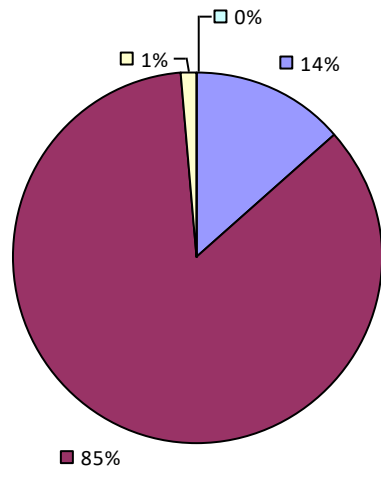
# EASTERN SUFFOLK BOCES

## 2018-19 TEACHER EVALUATION RESULTS

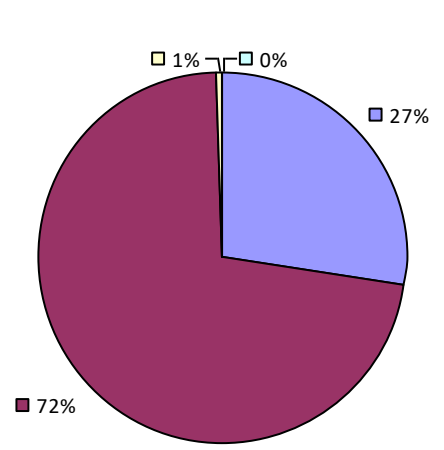
Student Performance



Teacher Observation

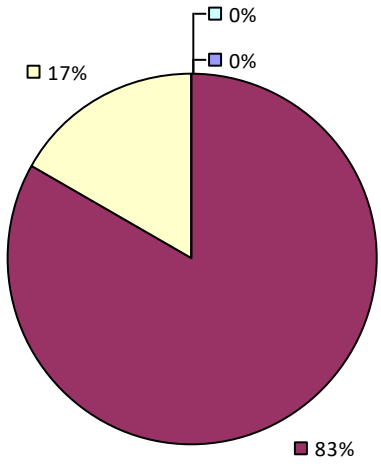


Overall Rating

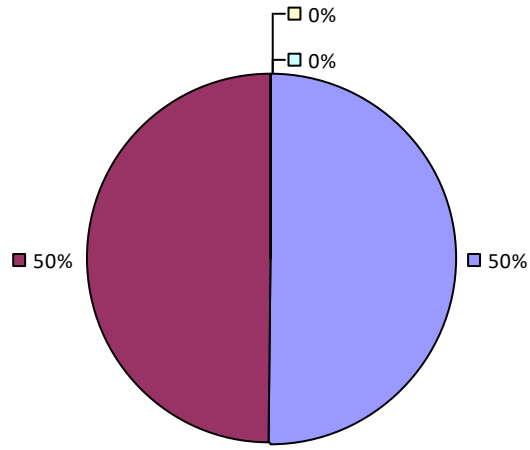


## 2018-19 PRINCIPAL EVALUATION RESULTS

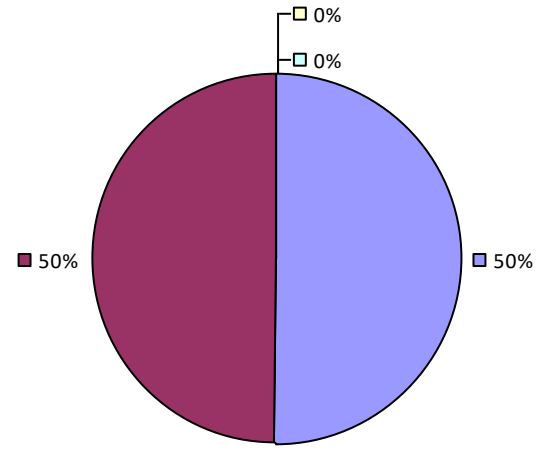
Student Performance



Principal School Visits



Overall Rating



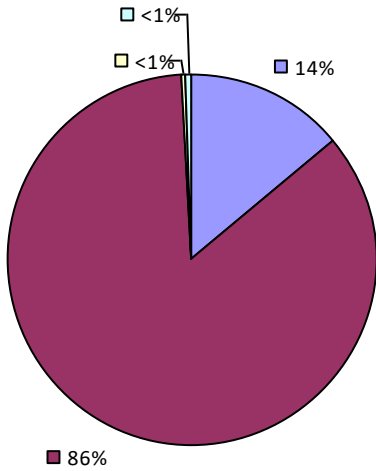
\* Data is suppressed if 100% of teachers/principals received the same rating or if the total teachers/principals in an LEA is less than five.



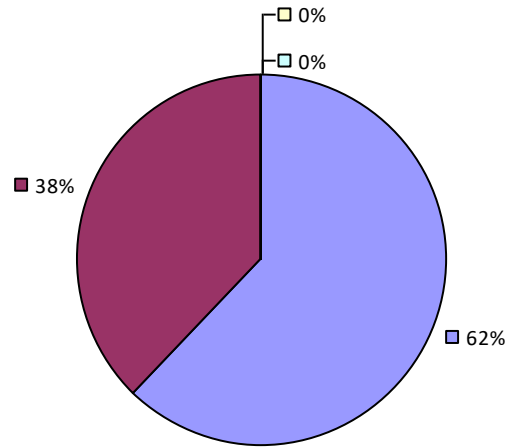
# EASTPORT-SOUTH MANOR CSD

## 2018-19 TEACHER EVALUATION RESULTS

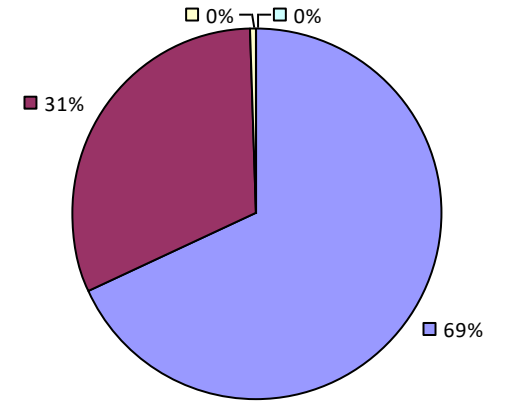
### Student Performance



### Teacher Observation



### Overall Rating



2018-19 PRINCIPAL EVALUATION RESULTS NOT SHOWN DUE TO SUPPRESSION\*

\* Data is suppressed if 100% of teachers/principals received the same rating or if the total teachers/principals in an LEA is less than five.

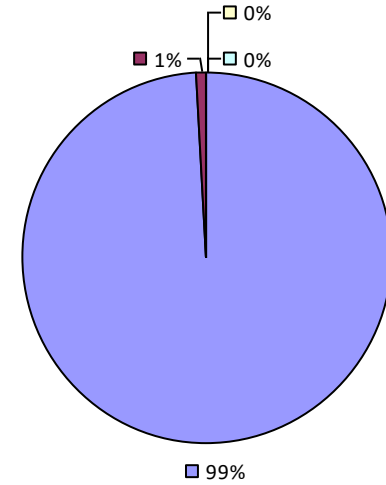
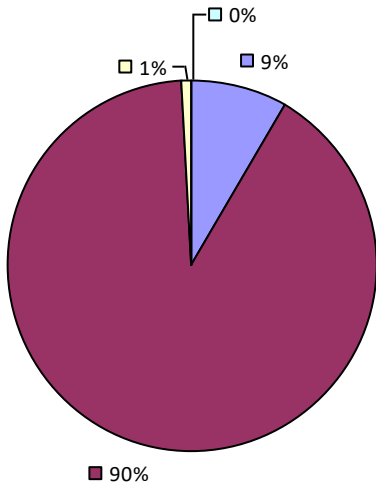
# EDEN CSD

## 2018-19 TEACHER EVALUATION RESULTS

Student Performance

Teacher observation results not shown due to suppression\*

Overall Rating



## 2018-19 PRINCIPAL EVALUATION RESULTS NOT SHOWN DUE TO SUPPRESSION\*

\* Data is suppressed if 100% of teachers/principals received the same rating or if the total teachers/principals in an LEA is less than five.

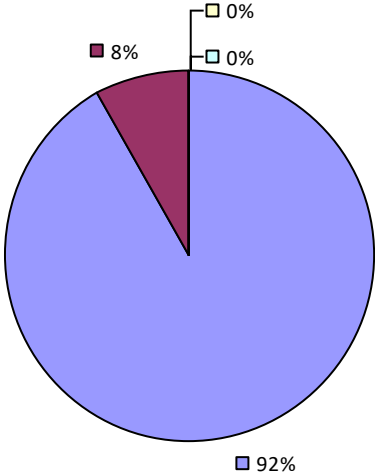
**EDGEMONT UFSD**

**2018-19 TEACHER EVALUATION RESULTS**

*Student performance results not shown due to suppression\**

**Teacher Observation**

*Overall results not shown due to suppression\**



**2018-19 PRINCIPAL EVALUATION RESULTS NOT SHOWN DUE TO SUPPRESSION\***

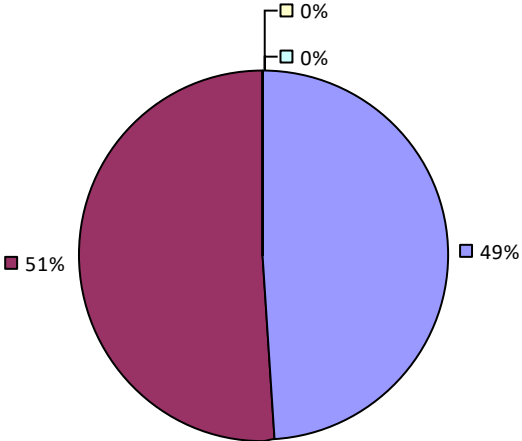
\* Data is suppressed if 100% of teachers/principals received the same rating or if the total teachers/principals in an LEA is less than five.

**EDMESTON CSD**

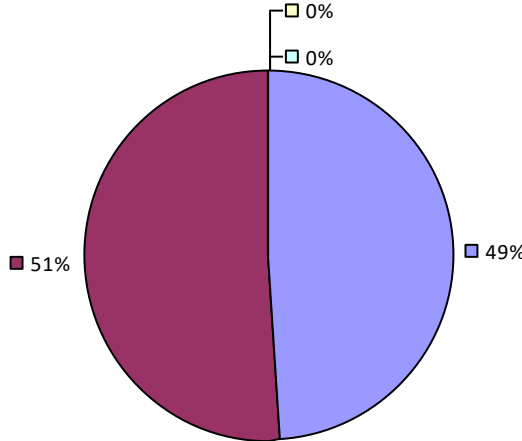
**2018-19 TEACHER EVALUATION RESULTS**

*Student performance results not shown due to suppression\**

**Teacher Observation**



**Overall Rating**



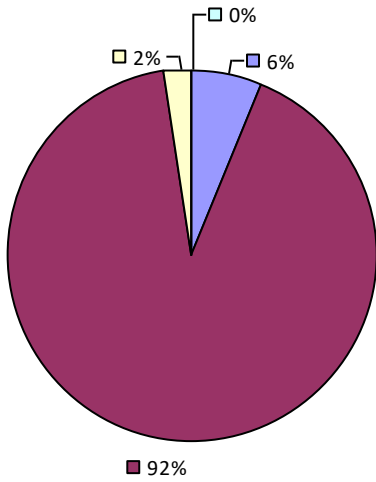
**2018-19 PRINCIPAL EVALUATION RESULTS NOT SHOWN DUE TO SUPPRESSION\***

*\* Data is suppressed if 100% of teachers/principals received the same rating or if the total teachers/principals in an LEA is less than five.*

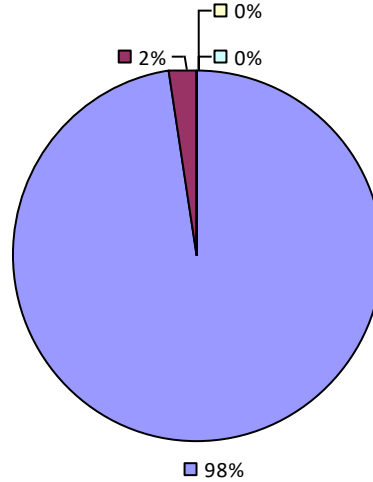
# EDWARDS-KNOX CSD

## 2018-19 TEACHER EVALUATION RESULTS

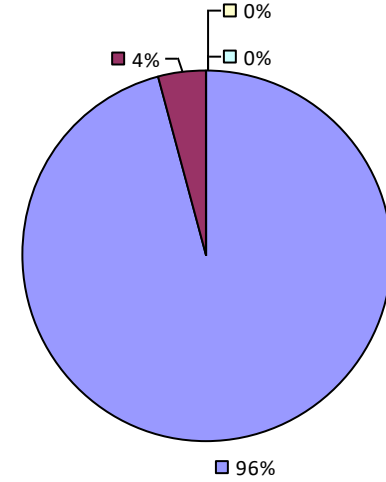
Student Performance



Teacher Observation



Overall Rating



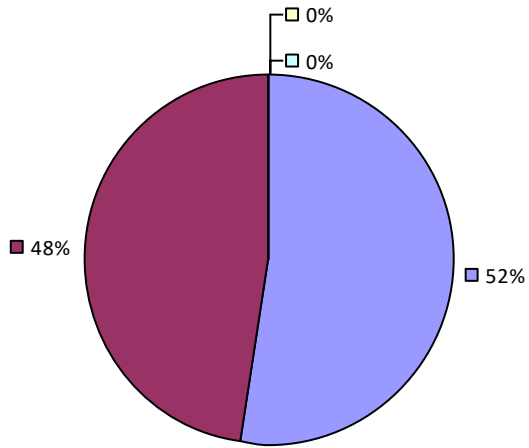
2018-19 PRINCIPAL EVALUATION RESULTS NOT SHOWN DUE TO SUPPRESSION\*

\* Data is suppressed if 100% of teachers/principals received the same rating or if the total teachers/principals in an LEA is less than five.

# ELBA CSD

## 2018-19 TEACHER EVALUATION RESULTS

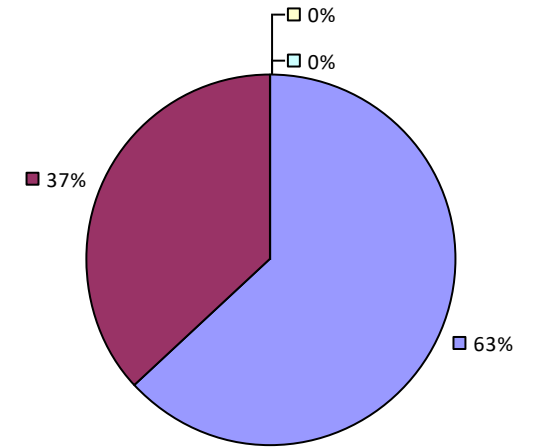
### Student Performance



### Teacher Observation



### Overall Rating



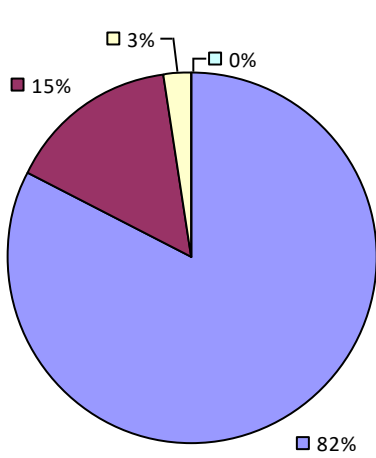
2018-19 PRINCIPAL EVALUATION RESULTS NOT SHOWN DUE TO SUPPRESSION\*

\* Data is suppressed if 100% of teachers/principals received the same rating or if the total teachers/principals in an LEA is less than five.

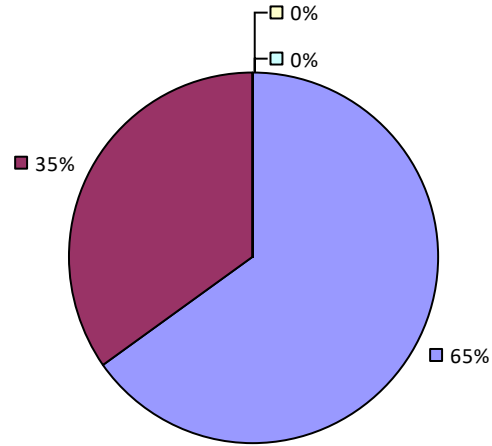
# ELDRED CSD

## 2018-19 TEACHER EVALUATION RESULTS

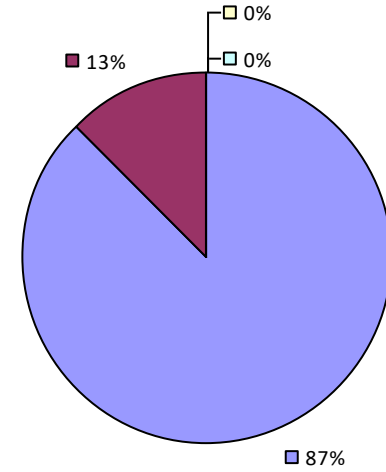
### Student Performance



### Teacher Observation



### Overall Rating



2018-19 PRINCIPAL EVALUATION RESULTS NOT SHOWN DUE TO SUPPRESSION\*

\* Data is suppressed if 100% of teachers/principals received the same rating or if the total teachers/principals in an LEA is less than five.

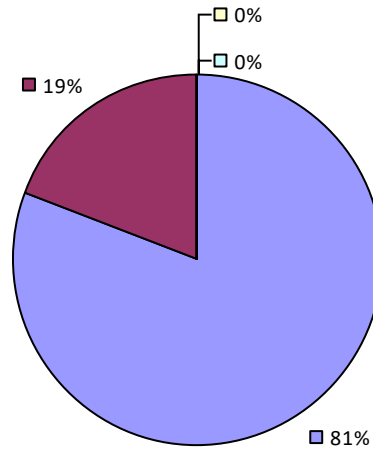
# ELIZABETHTOWN-LEWIS CSD

## 2018-19 TEACHER EVALUATION RESULTS

Student performance results not shown due to suppression\*

### Teacher Observation

Overall results not shown due to suppression\*



## 2018-19 PRINCIPAL EVALUATION RESULTS NOT SUBMITTED

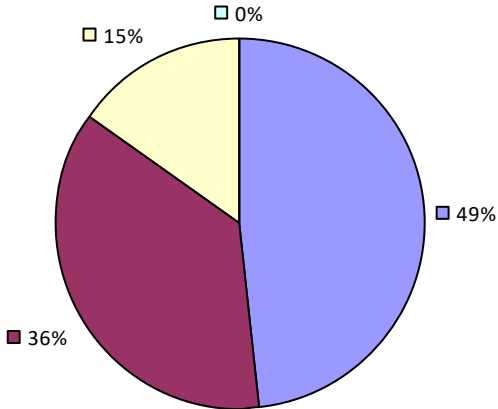
\* Data is suppressed if 100% of teachers/principals received the same rating or if the total teachers/principals in an LEA is less than five.



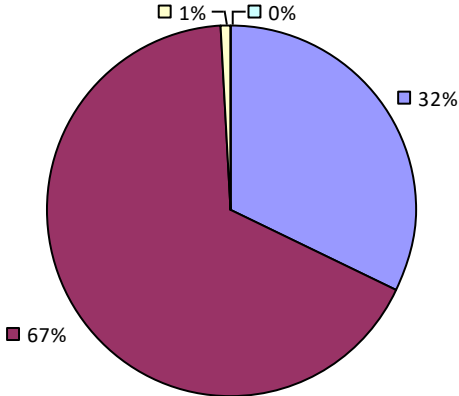
**ELLENVILLE CSD**

**2018-19 TEACHER EVALUATION RESULTS**

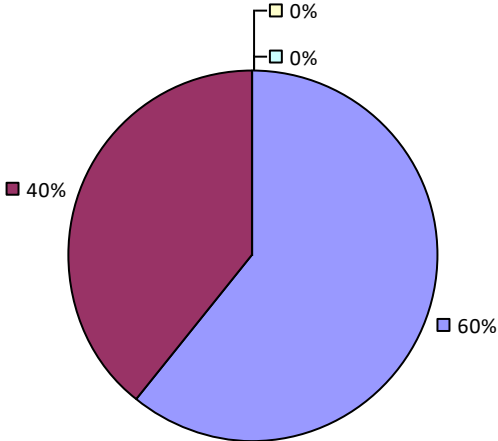
**Student Performance**



**Teacher Observation**



**Overall Rating**



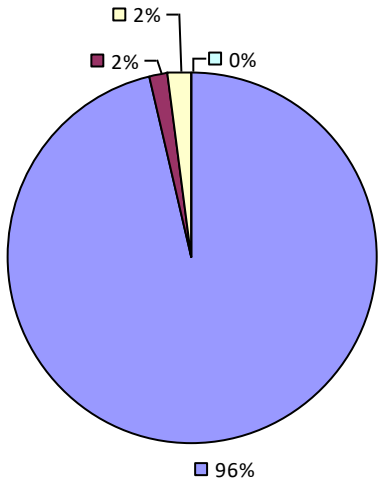
**2018-19 PRINCIPAL EVALUATION RESULTS NOT SHOWN DUE TO SUPPRESSION\***

\* Data is suppressed if 100% of teachers/principals received the same rating or if the total teachers/principals in an LEA is less than five.

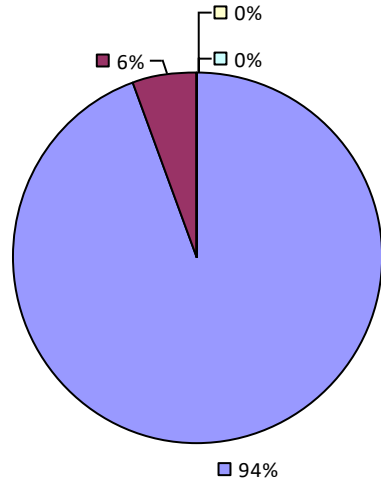
# ELLICOTTVILLE CSD

## 2018-19 TEACHER EVALUATION RESULTS

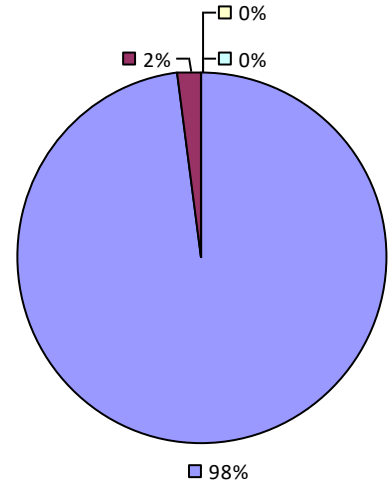
Student Performance



Teacher Observation



Overall Rating



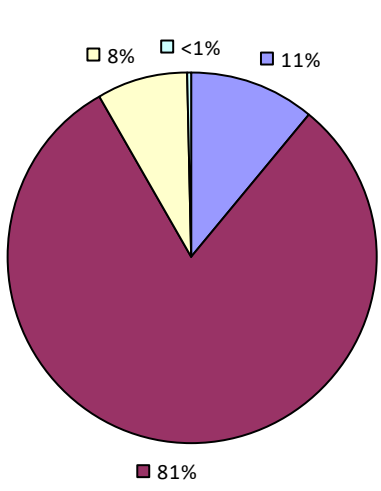
2018-19 PRINCIPAL EVALUATION RESULTS NOT SHOWN DUE TO SUPPRESSION\*

\* Data is suppressed if 100% of teachers/principals received the same rating or if the total teachers/principals in an LEA is less than five.

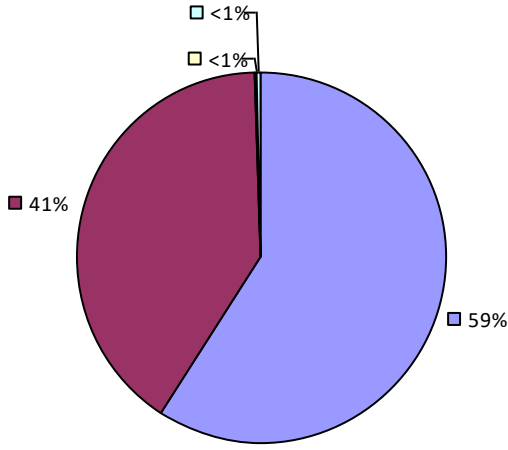
# ELMIRA CITY SD

## 2018-19 TEACHER EVALUATION RESULTS

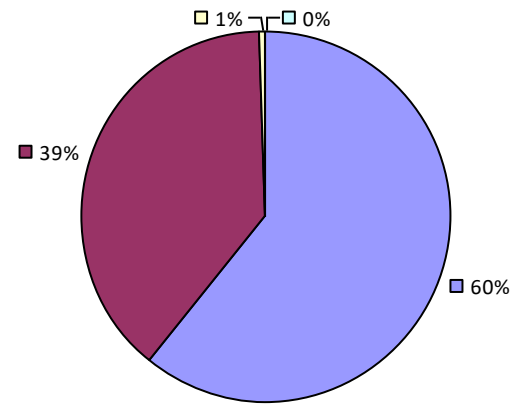
Student Performance



Teacher Observation

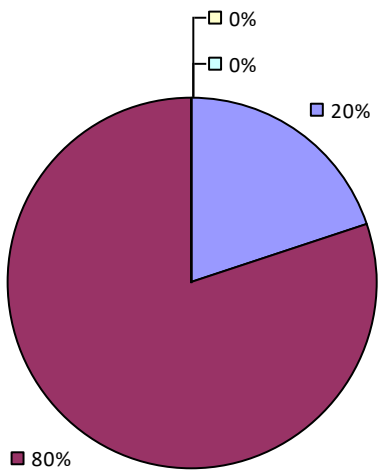


Overall Rating



## 2018-19 PRINCIPAL EVALUATION RESULTS

Student Performance



Principal school visit results not shown due to suppression\*

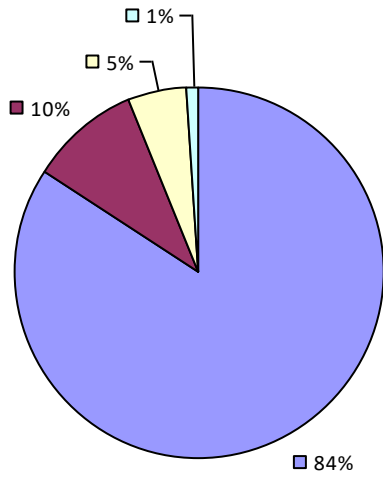
Overall results not shown due to suppression\*

\* Data is suppressed if 100% of teachers/principals received the same rating or if the total teachers/principals in an LEA is less than five.

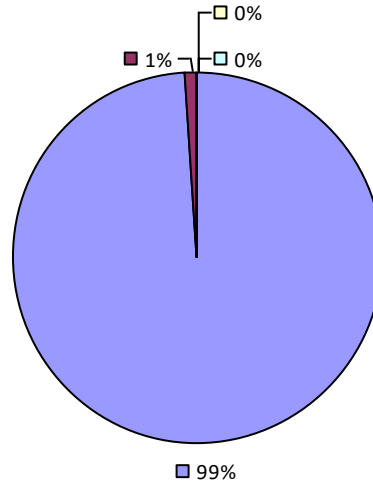
# ELMIRA HEIGHTS CSD

## 2018-19 TEACHER EVALUATION RESULTS

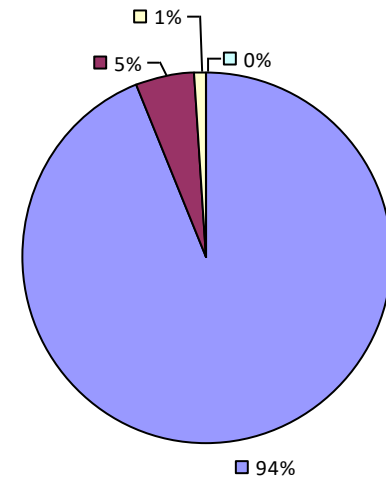
### Student Performance



### Teacher Observation



### Overall Rating



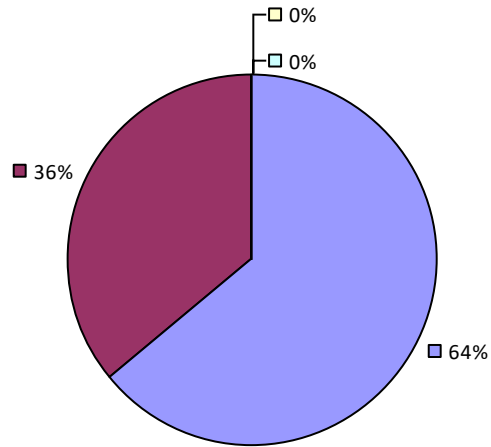
2018-19 PRINCIPAL EVALUATION RESULTS NOT SHOWN DUE TO SUPPRESSION\*

\* Data is suppressed if 100% of teachers/principals received the same rating or if the total teachers/principals in an LEA is less than five.

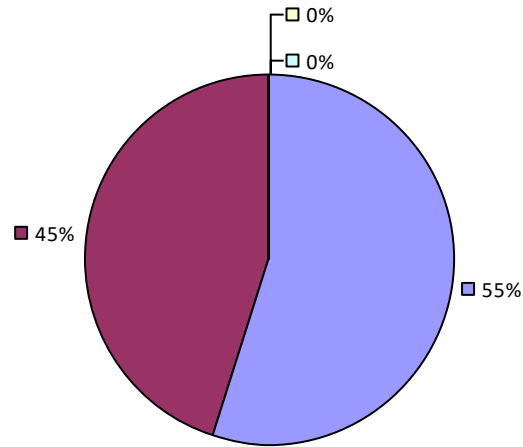
# ELMONT UFSD

## 2018-19 TEACHER EVALUATION RESULTS

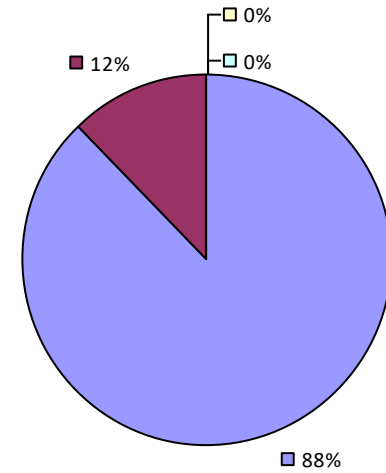
### Student Performance



### Teacher Observation

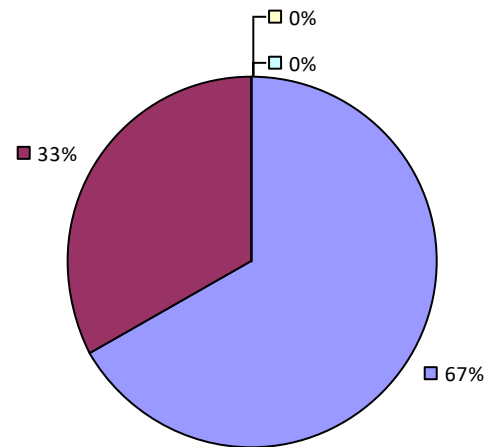


### Overall Rating



## 2018-19 PRINCIPAL EVALUATION RESULTS

### Student Performance



Principal school visit results not shown due to suppression\*

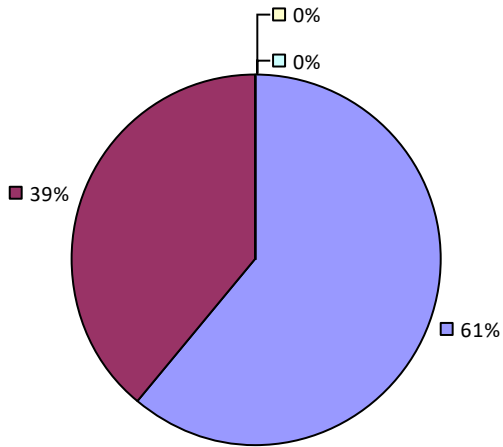
Overall results not shown due to suppression\*

\* Data is suppressed if 100% of teachers/principals received the same rating or if the total teachers/principals in an LEA is less than five.

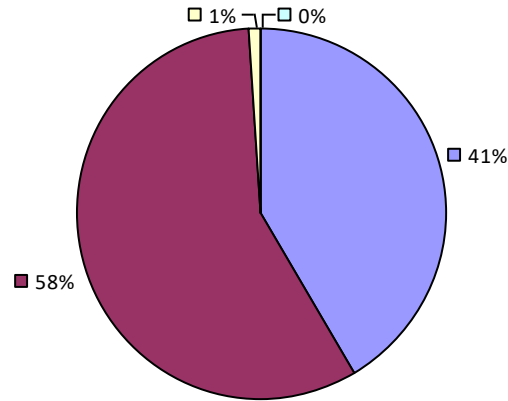
# ELMSFORD UFSD

## 2018-19 TEACHER EVALUATION RESULTS

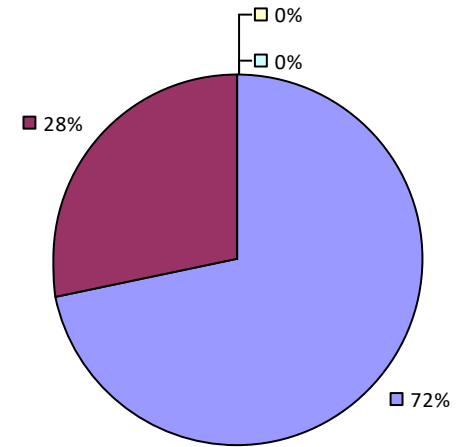
### Student Performance



### Teacher Observation



### Overall Rating



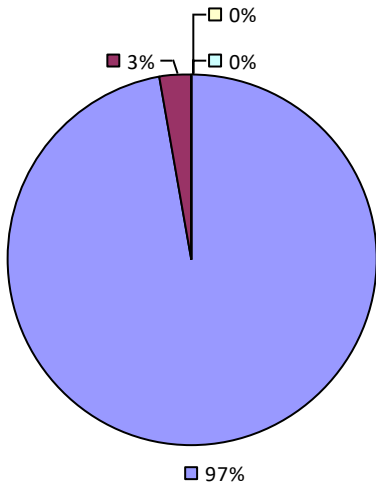
2018-19 PRINCIPAL EVALUATION RESULTS NOT SHOWN DUE TO SUPPRESSION\*

\* Data is suppressed if 100% of teachers/principals received the same rating or if the total teachers/principals in an LEA is less than five.

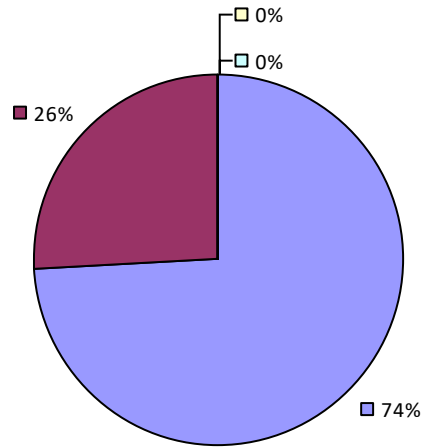
# ELWOOD UFSD

## 2018-19 TEACHER EVALUATION RESULTS

Student Performance



Teacher Observation



Overall results not shown due to suppression\*

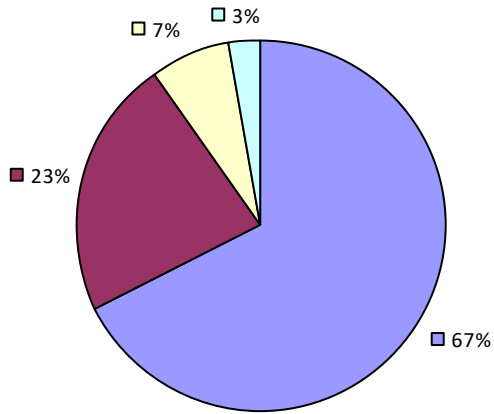
## 2018-19 PRINCIPAL EVALUATION RESULTS NOT SHOWN DUE TO SUPPRESSION\*

\* Data is suppressed if 100% of teachers/principals received the same rating or if the total teachers/principals in an LEA is less than five.

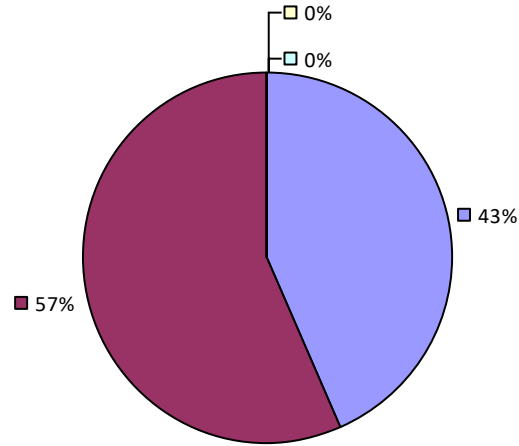
# ERIE 1 BOCES

## 2018-19 TEACHER EVALUATION RESULTS

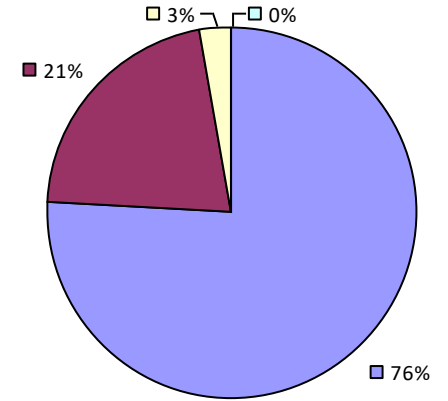
Student Performance



Teacher Observation

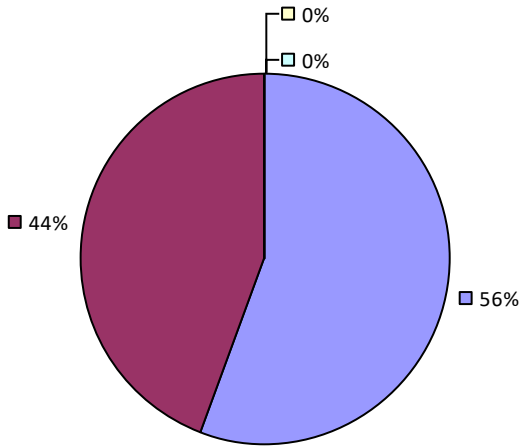


Overall Rating

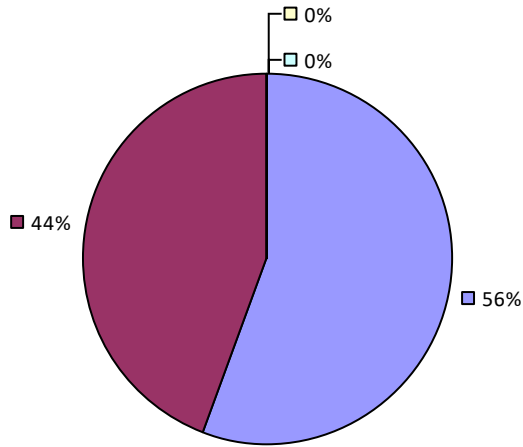


## 2018-19 PRINCIPAL EVALUATION RESULTS

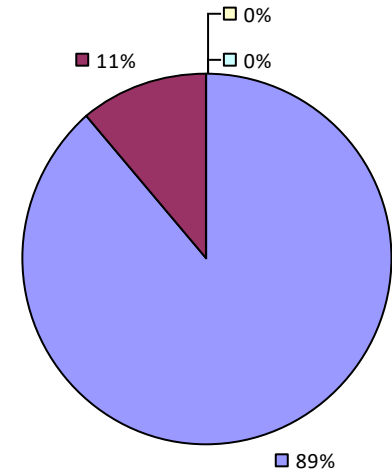
Student Performance



Principal School Visits



Overall Rating



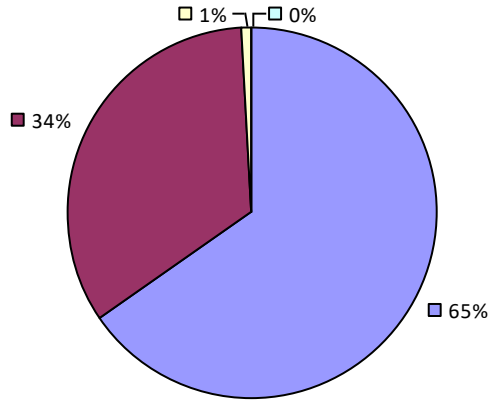
\* Data is suppressed if 100% of teachers/principals received the same rating or if the total teachers/principals in an LEA is less than five.



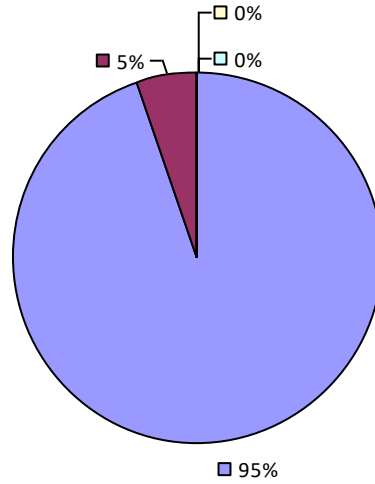
# ERIE 2-CHAUTAUQUA-CATTARAUGUS BOCES

## 2018-19 TEACHER EVALUATION RESULTS

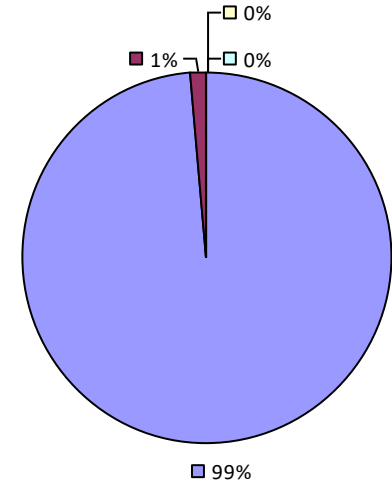
Student Performance



Teacher Observation

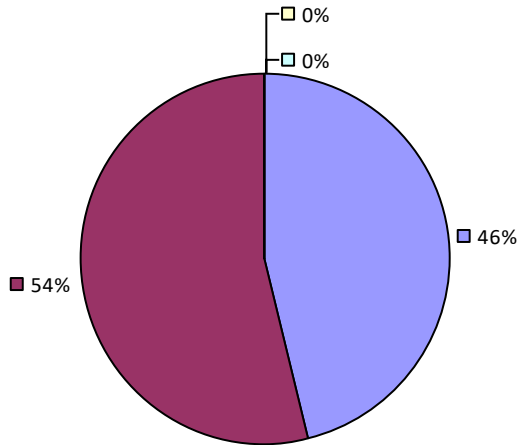


Overall Rating

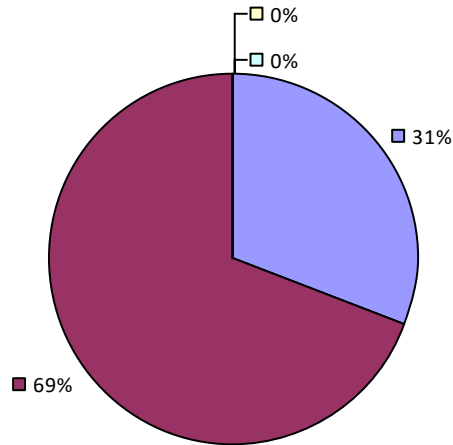


## 2018-19 PRINCIPAL EVALUATION RESULTS

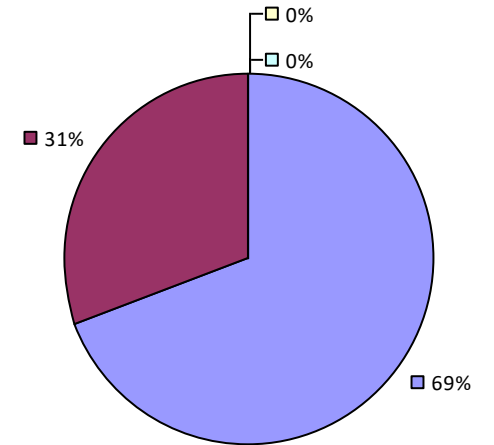
Student Performance



Principal School Visits



Overall Rating

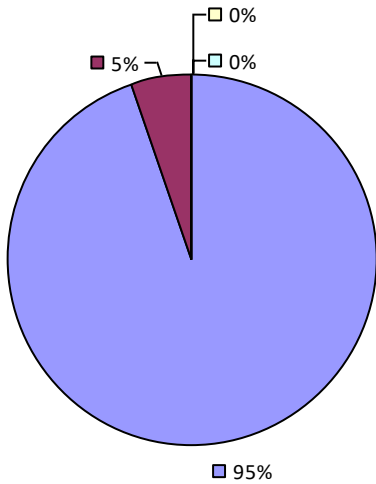


\* Data is suppressed if 100% of teachers/principals received the same rating or if the total teachers/principals in an LEA is less than five.

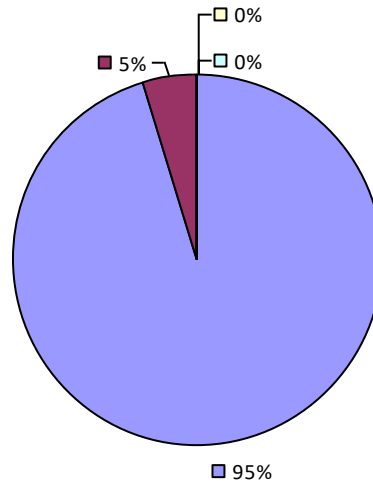
# EVANS-BRANT CSD (LAKE SHORE)

## 2018-19 TEACHER EVALUATION RESULTS

Student Performance



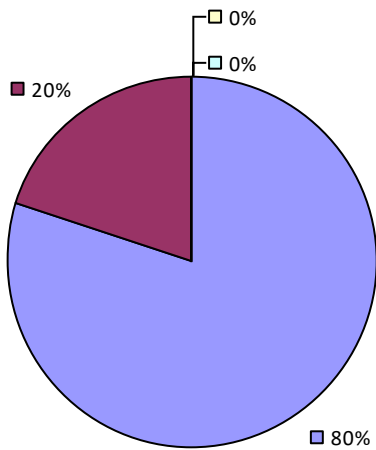
Teacher Observation



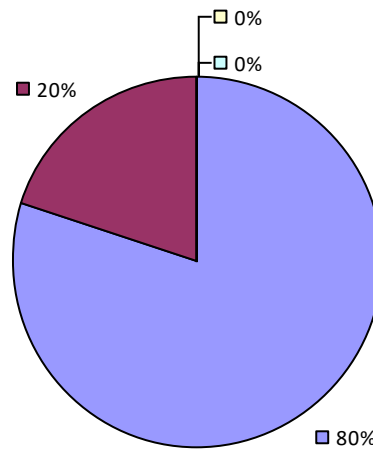
Overall results not shown due to suppression\*

## 2018-19 PRINCIPAL EVALUATION RESULTS

Student Performance



Principal School Visits



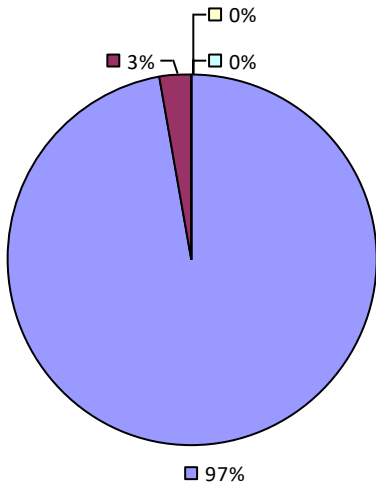
Overall results not shown due to suppression\*

\* Data is suppressed if 100% of teachers/principals received the same rating or if the total teachers/principals in an LEA is less than five.

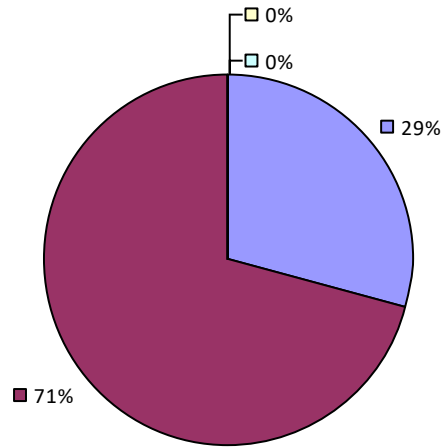
# FABIUS-POMPEY CSD

## 2018-19 TEACHER EVALUATION RESULTS

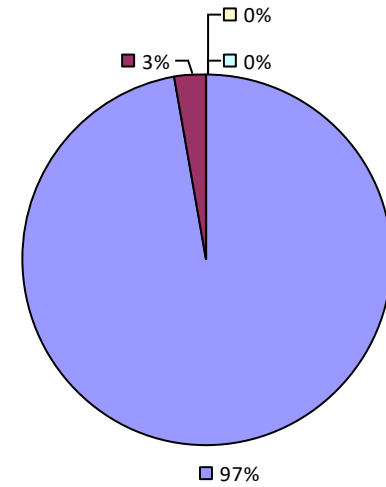
Student Performance



Teacher Observation



Overall Rating



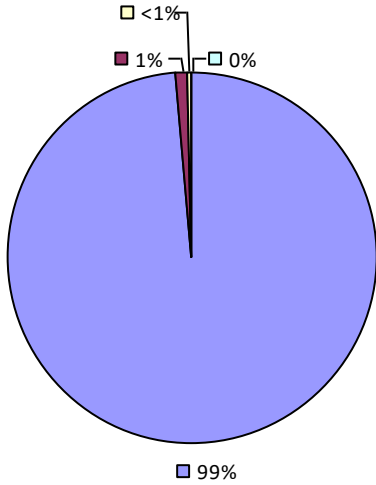
2018-19 PRINCIPAL EVALUATION RESULTS NOT SHOWN DUE TO SUPPRESSION\*

\* Data is suppressed if 100% of teachers/principals received the same rating or if the total teachers/principals in an LEA is less than five.

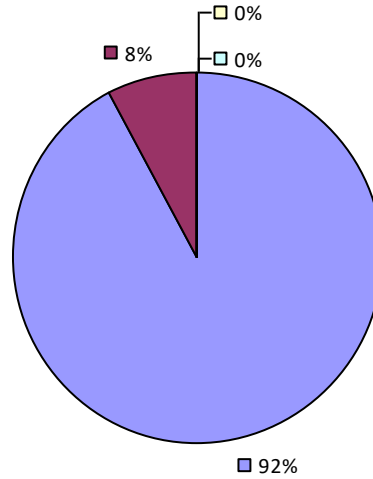
# FAIRPORT CSD

## 2018-19 TEACHER EVALUATION RESULTS

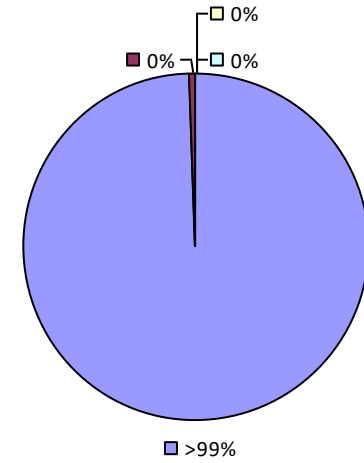
Student Performance



Teacher Observation



Overall Rating



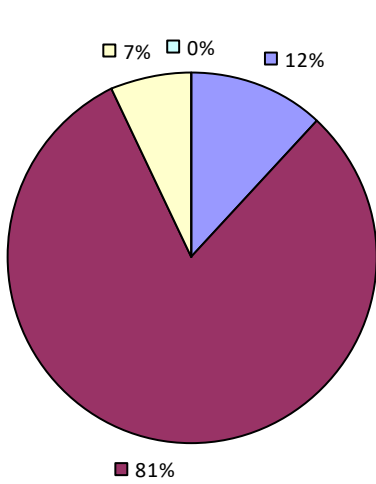
2018-19 PRINCIPAL EVALUATION RESULTS NOT SHOWN DUE TO SUPPRESSION\*

\* Data is suppressed if 100% of teachers/principals received the same rating or if the total teachers/principals in an LEA is less than five.

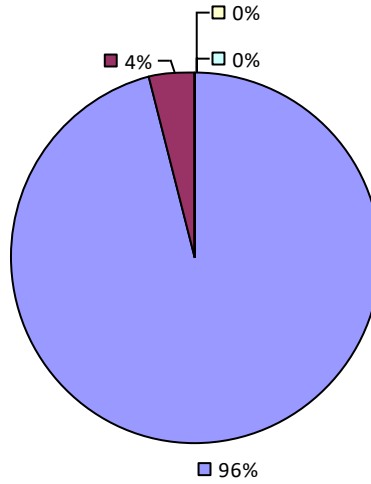
# FALCONER CSD

## 2018-19 TEACHER EVALUATION RESULTS

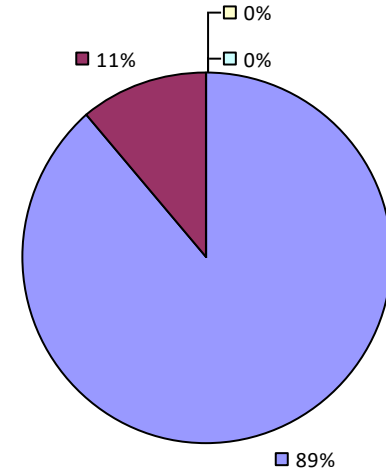
Student Performance



Teacher Observation



Overall Rating



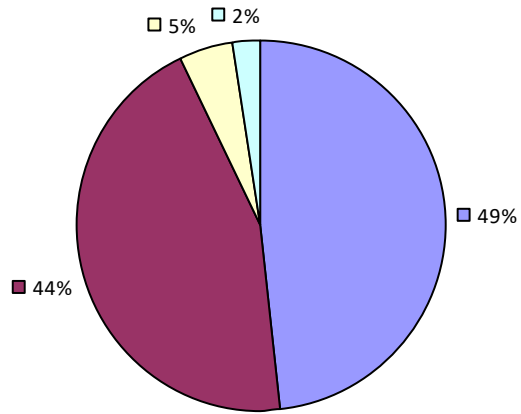
2018-19 PRINCIPAL EVALUATION RESULTS NOT SHOWN DUE TO SUPPRESSION\*

\* Data is suppressed if 100% of teachers/principals received the same rating or if the total teachers/principals in an LEA is less than five.

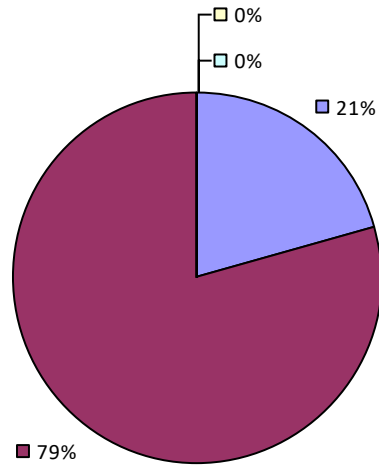
# FALLSBURG CSD

## 2018-19 TEACHER EVALUATION RESULTS

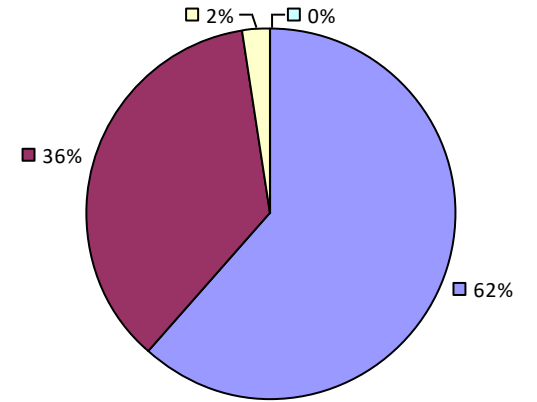
### Student Performance



### Teacher Observation



### Overall Rating



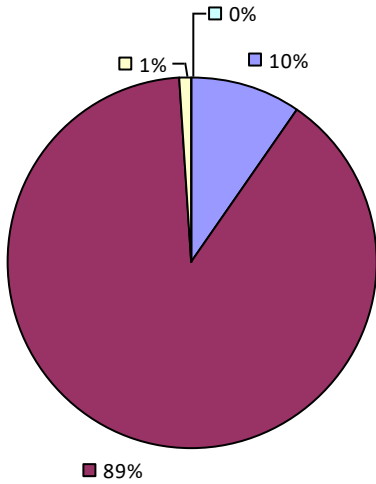
2018-19 PRINCIPAL EVALUATION RESULTS NOT SHOWN DUE TO SUPPRESSION\*

\* Data is suppressed if 100% of teachers/principals received the same rating or if the total teachers/principals in an LEA is less than five.

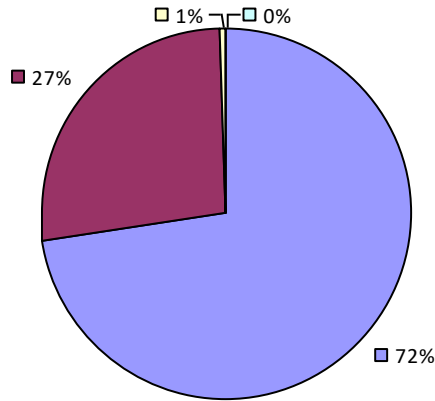
# FARMINGDALE UFSD

## 2018-19 TEACHER EVALUATION RESULTS

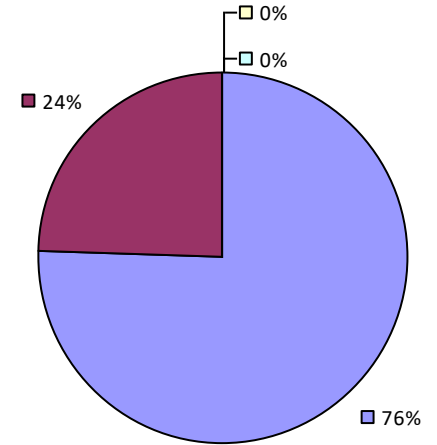
### Student Performance



### Teacher Observation



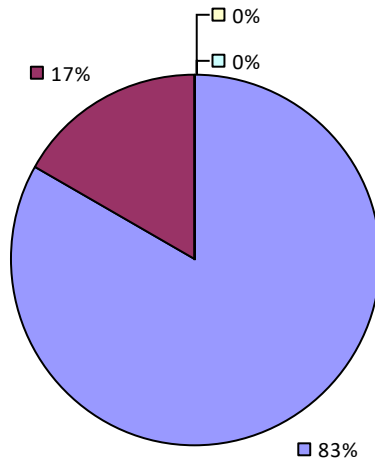
### Overall Rating



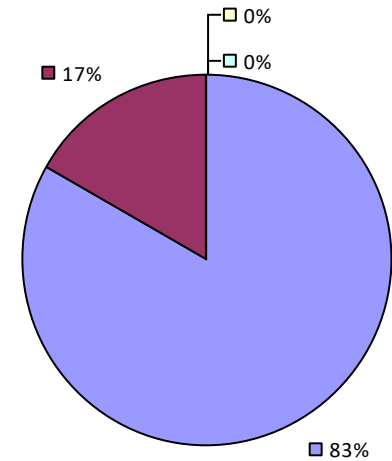
## 2018-19 PRINCIPAL EVALUATION RESULTS

Student performance results not shown due to suppression\*

### Principal School Visits



### Overall Rating



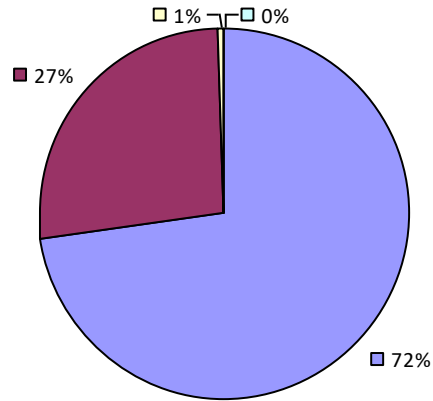
\* Data is suppressed if 100% of teachers/principals received the same rating or if the total teachers/principals in an LEA is less than five.

# FAYETTEVILLE-MANLIUS CSD

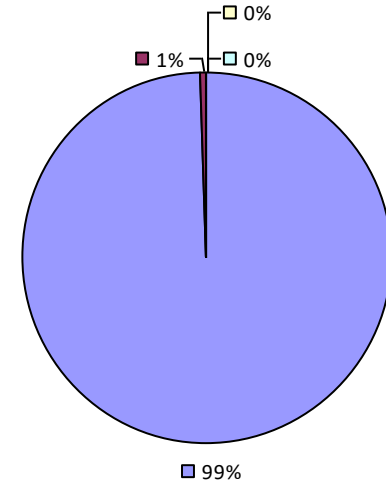
## 2018-19 TEACHER EVALUATION RESULTS

Student performance results not shown due to suppression\*

### Teacher Observation



### Overall Rating



## 2018-19 PRINCIPAL EVALUATION RESULTS NOT SHOWN DUE TO SUPPRESSION\*

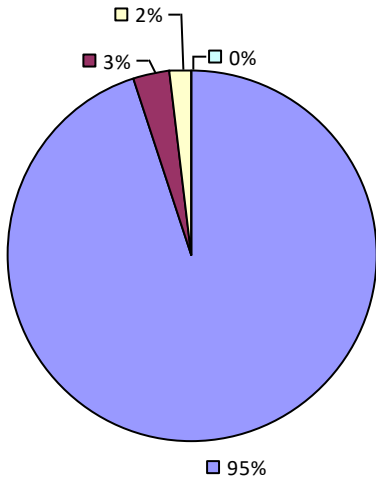
\* Data is suppressed if 100% of teachers/principals received the same rating or if the total teachers/principals in an LEA is less than five.



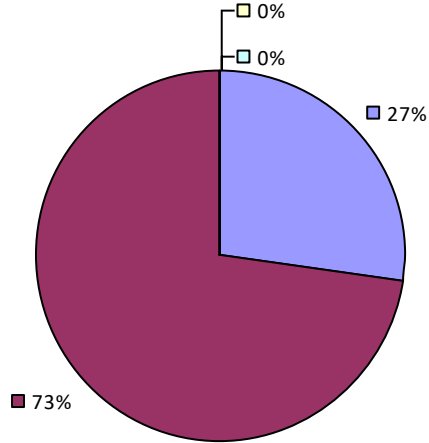
# FILLMORE CSD

## 2018-19 TEACHER EVALUATION RESULTS

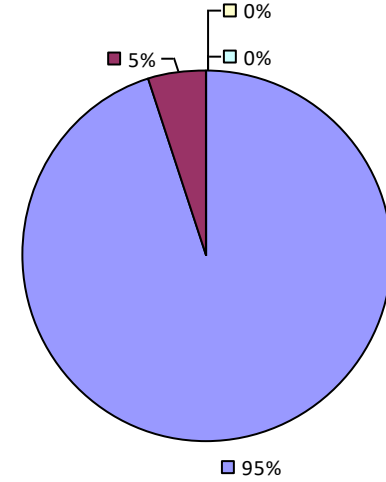
Student Performance



Teacher Observation



Overall Rating



2018-19 PRINCIPAL EVALUATION RESULTS NOT SHOWN DUE TO SUPPRESSION\*

\* Data is suppressed if 100% of teachers/principals received the same rating or if the total teachers/principals in an LEA is less than five.

**FIRE ISLAND UFSD**

*2018-19 TEACHER EVALUATION RESULTS NOT SHOWN DUE TO SUPPRESSION\**

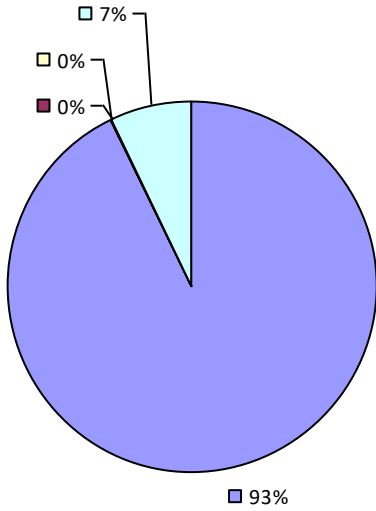
*2018-19 PRINCIPAL EVALUATION RESULTS NOT SHOWN DUE TO SUPPRESSION\**

*\* Data is suppressed if 100% of teachers/principals received the same rating or if the total teachers/principals in an LEA is less than five.*

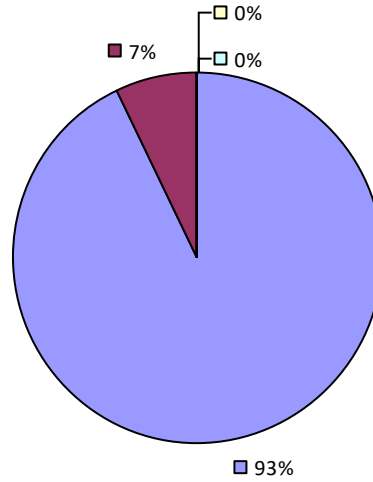
# FISHERS ISLAND UFSD

## 2018-19 TEACHER EVALUATION RESULTS

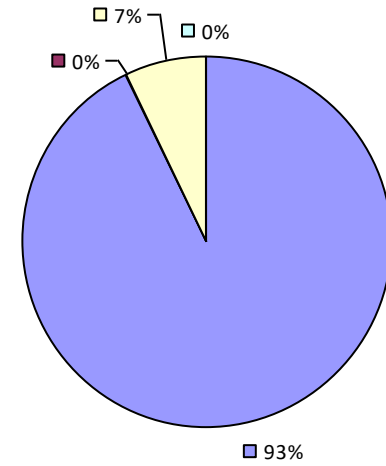
Student Performance



Teacher Observation



Overall Rating



2018-19 PRINCIPAL EVALUATION RESULTS NOT SHOWN DUE TO SUPPRESSION\*

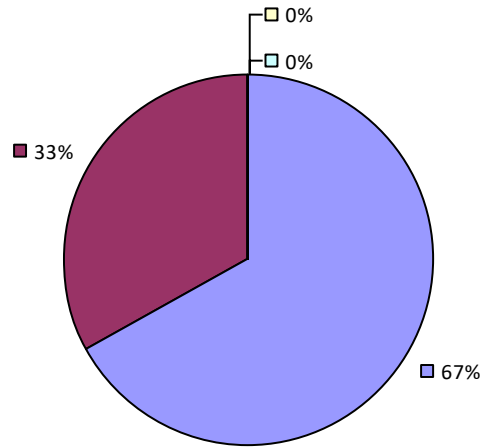
\* Data is suppressed if 100% of teachers/principals received the same rating or if the total teachers/principals in an LEA is less than five.

# FLORAL PARK-BELLEROSE UFSD

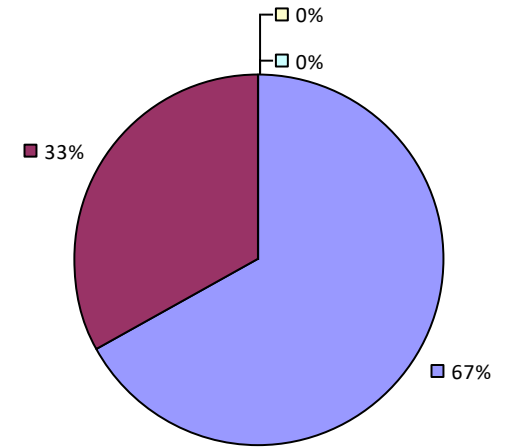
## 2018-19 TEACHER EVALUATION RESULTS

Student performance results not shown due to suppression\*

### Teacher Observation



### Overall Rating



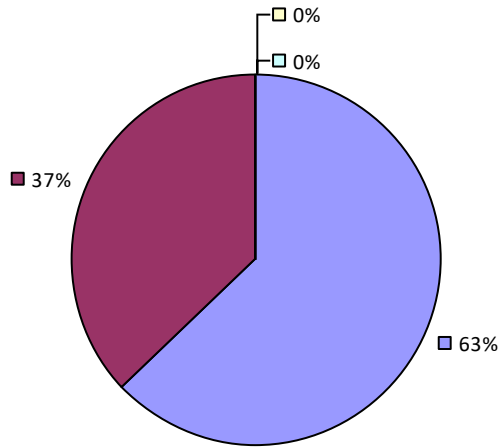
## 2018-19 PRINCIPAL EVALUATION RESULTS NOT SHOWN DUE TO SUPPRESSION\*

\* Data is suppressed if 100% of teachers/principals received the same rating or if the total teachers/principals in an LEA is less than five.

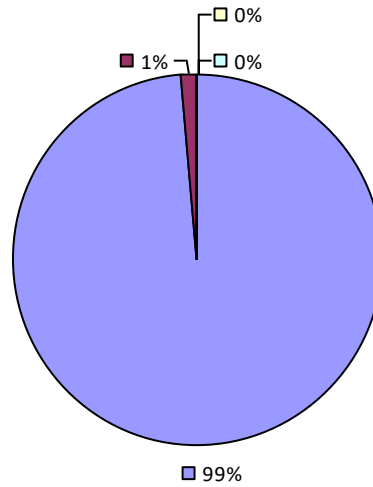
# FLORIDA UFSD

## 2018-19 TEACHER EVALUATION RESULTS

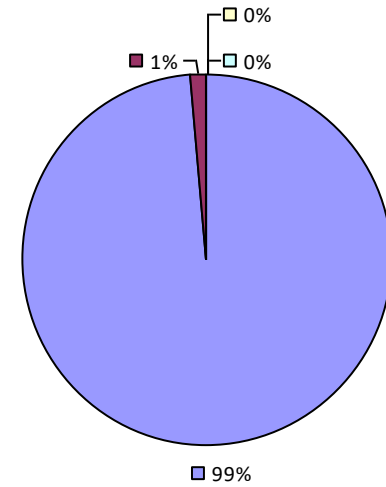
Student Performance



Teacher Observation



Overall Rating



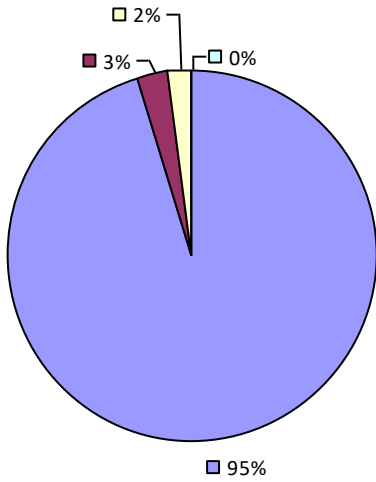
2018-19 PRINCIPAL EVALUATION RESULTS NOT SHOWN DUE TO SUPPRESSION\*

\* Data is suppressed if 100% of teachers/principals received the same rating or if the total teachers/principals in an LEA is less than five.

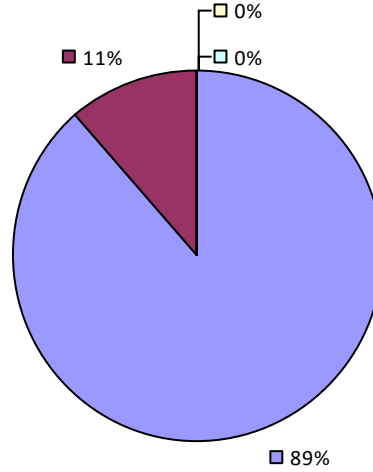
# FONDA-FULTONVILLE CSD

## 2018-19 TEACHER EVALUATION RESULTS

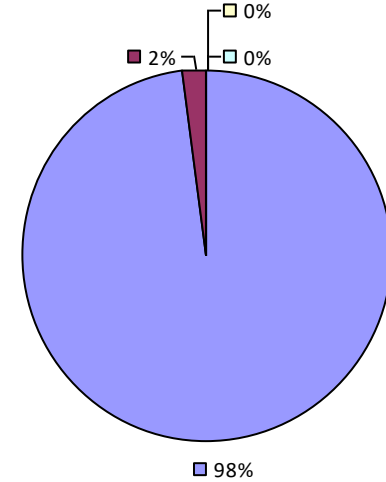
### Student Performance



### Teacher Observation



### Overall Rating



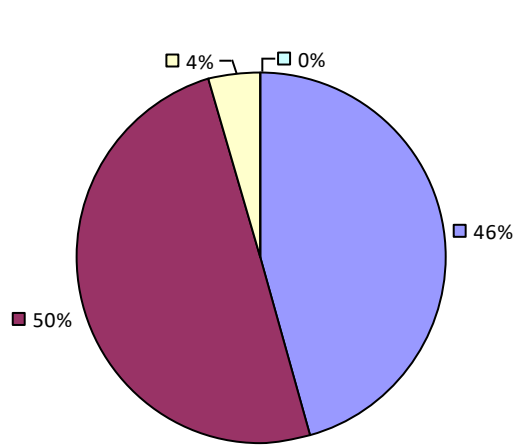
2018-19 PRINCIPAL EVALUATION RESULTS NOT SHOWN DUE TO SUPPRESSION\*

\* Data is suppressed if 100% of teachers/principals received the same rating or if the total teachers/principals in an LEA is less than five.

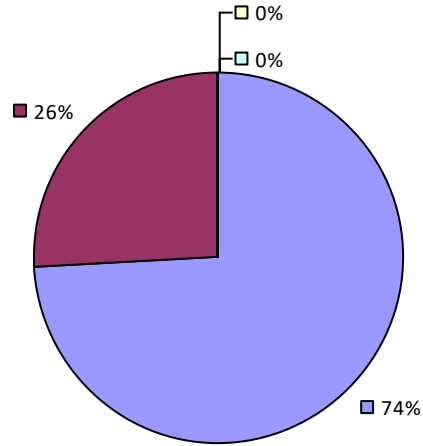
# FORESTVILLE CSD

## 2018-19 TEACHER EVALUATION RESULTS

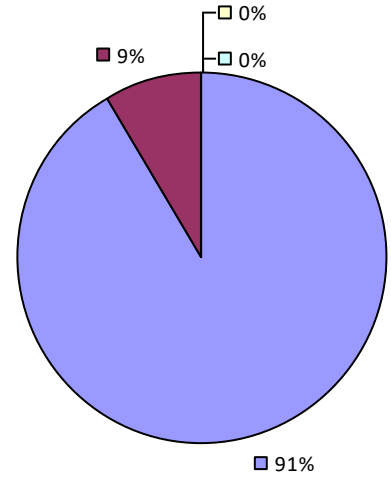
### Student Performance



### Teacher Observation



### Overall Rating



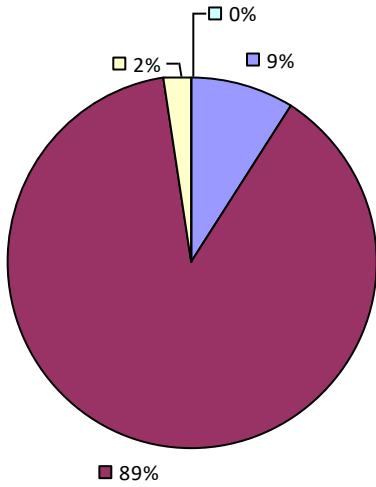
2018-19 PRINCIPAL EVALUATION RESULTS NOT SHOWN DUE TO SUPPRESSION\*

\* Data is suppressed if 100% of teachers/principals received the same rating or if the total teachers/principals in an LEA is less than five.

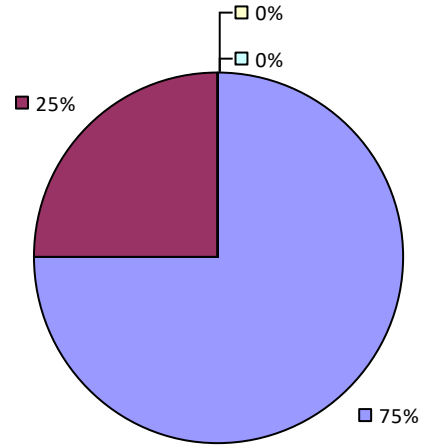
# FORT ANN CSD

## 2018-19 TEACHER EVALUATION RESULTS

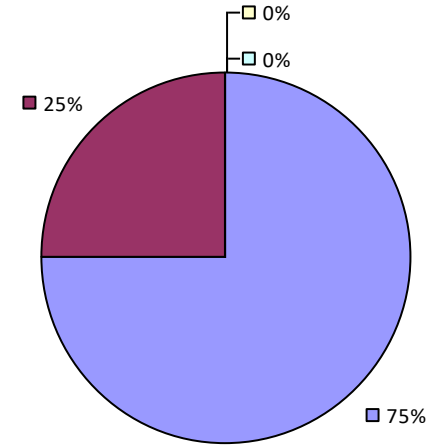
### Student Performance



### Teacher Observation



### Overall Rating



2018-19 PRINCIPAL EVALUATION RESULTS NOT SHOWN DUE TO SUPPRESSION\*

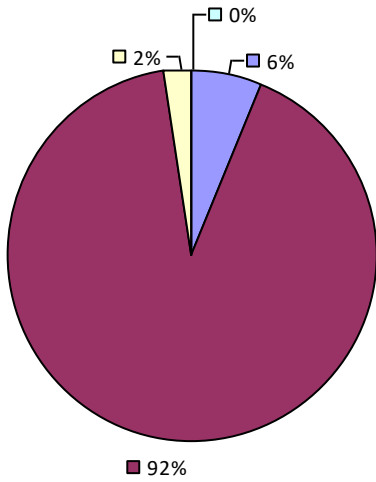
\* Data is suppressed if 100% of teachers/principals received the same rating or if the total teachers/principals in an LEA is less than five.



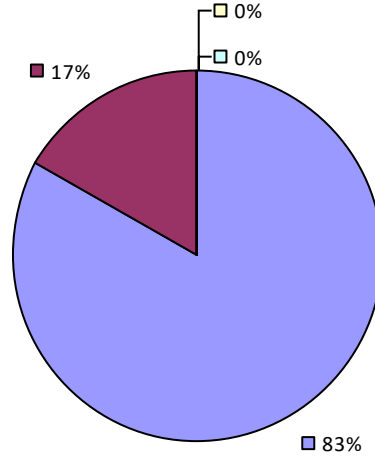
# FORT EDWARD UFSD

## 2018-19 TEACHER EVALUATION RESULTS

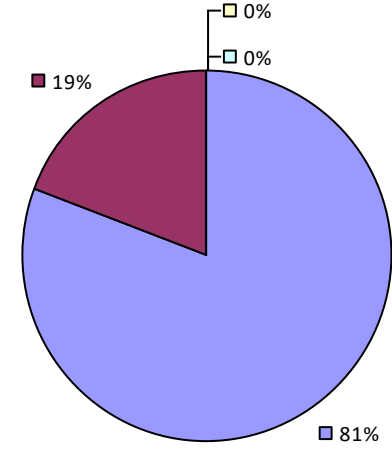
### Student Performance



### Teacher Observation



### Overall Rating



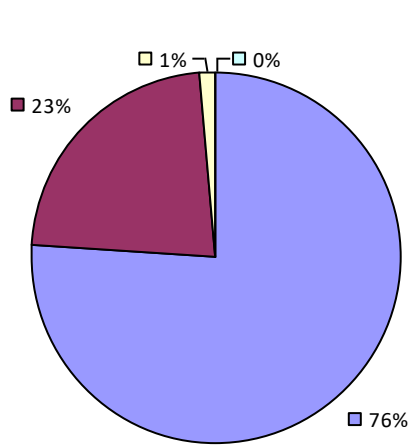
2018-19 PRINCIPAL EVALUATION RESULTS NOT SHOWN DUE TO SUPPRESSION\*

\* Data is suppressed if 100% of teachers/principals received the same rating or if the total teachers/principals in an LEA is less than five.

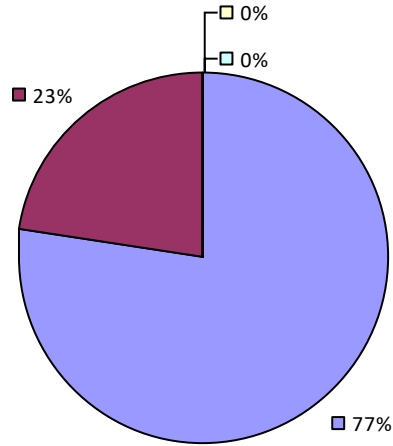
# FORT PLAIN CSD

## 2018-19 TEACHER EVALUATION RESULTS

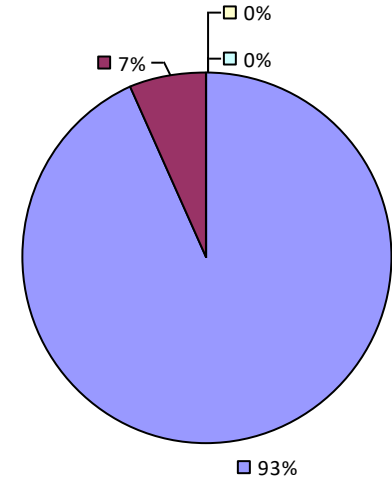
### Student Performance



### Teacher Observation



### Overall Rating



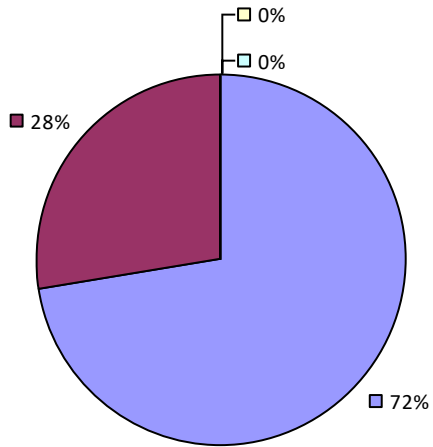
2018-19 PRINCIPAL EVALUATION RESULTS NOT SHOWN DUE TO SUPPRESSION\*

\* Data is suppressed if 100% of teachers/principals received the same rating or if the total teachers/principals in an LEA is less than five.

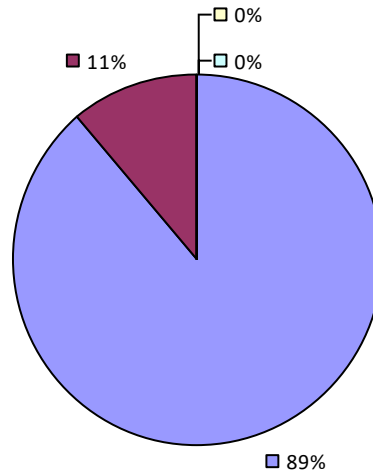
# FRANKFORT-SCHUYLER CSD

## 2018-19 TEACHER EVALUATION RESULTS

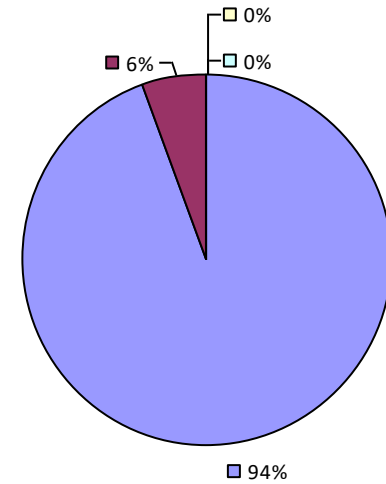
Student Performance



Teacher Observation



Overall Rating



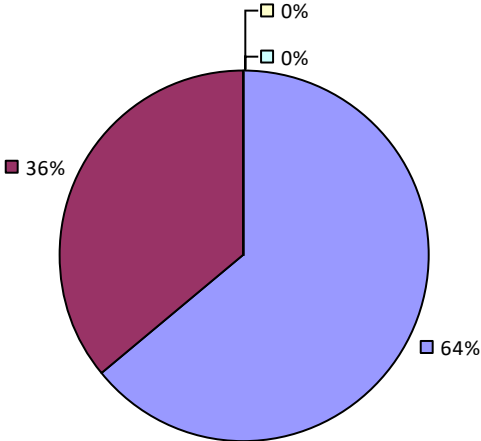
2018-19 PRINCIPAL EVALUATION RESULTS NOT SHOWN DUE TO SUPPRESSION\*

\* Data is suppressed if 100% of teachers/principals received the same rating or if the total teachers/principals in an LEA is less than five.

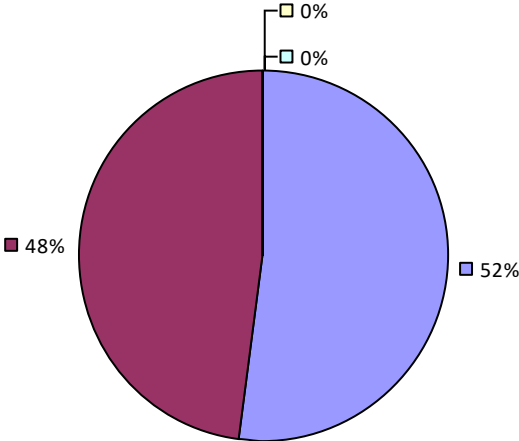
# FRANKLIN CSD

## 2018-19 TEACHER EVALUATION RESULTS

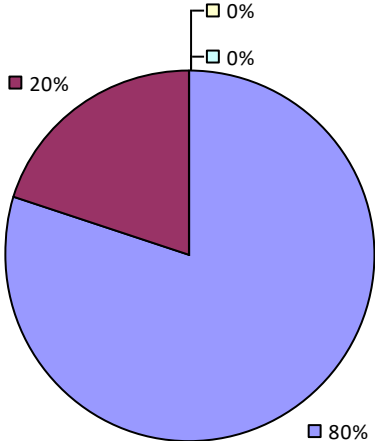
Student Performance



Teacher Observation



Overall Rating



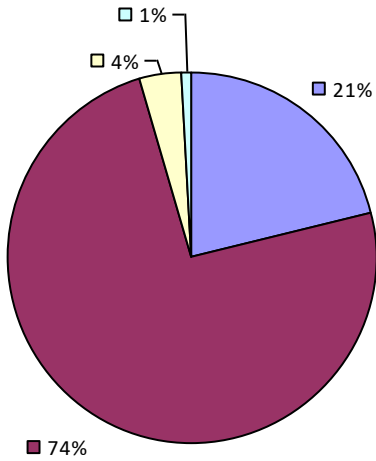
2018-19 PRINCIPAL EVALUATION RESULTS NOT SHOWN DUE TO SUPPRESSION\*

\* Data is suppressed if 100% of teachers/principals received the same rating or if the total teachers/principals in an LEA is less than five.

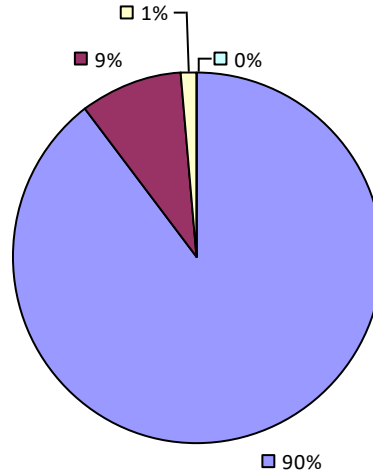
# FRANKLIN SQUARE UFSD

## 2018-19 TEACHER EVALUATION RESULTS

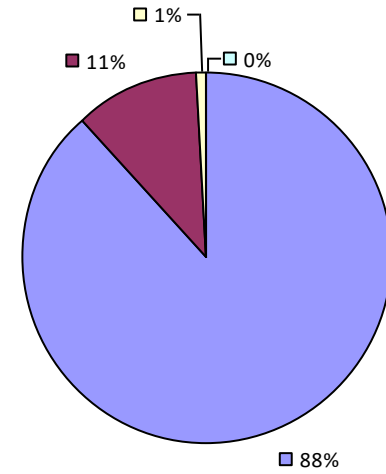
### Student Performance



### Teacher Observation



### Overall Rating



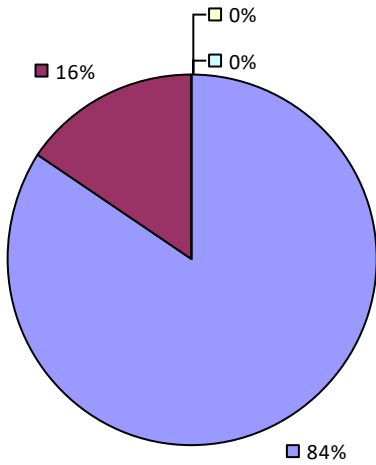
2018-19 PRINCIPAL EVALUATION RESULTS NOT SHOWN DUE TO SUPPRESSION\*

\* Data is suppressed if 100% of teachers/principals received the same rating or if the total teachers/principals in an LEA is less than five.

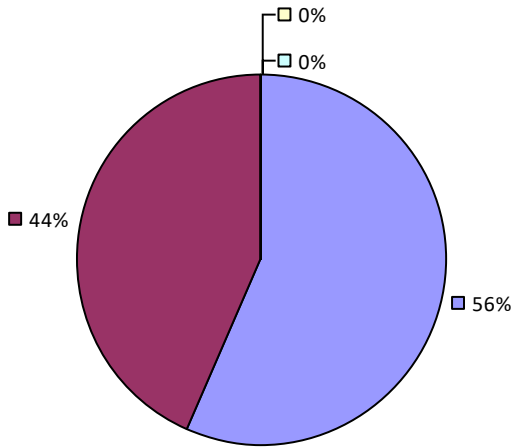
# FRANKLIN-ESSEX-HAMILTON BOCES

## 2018-19 TEACHER EVALUATION RESULTS

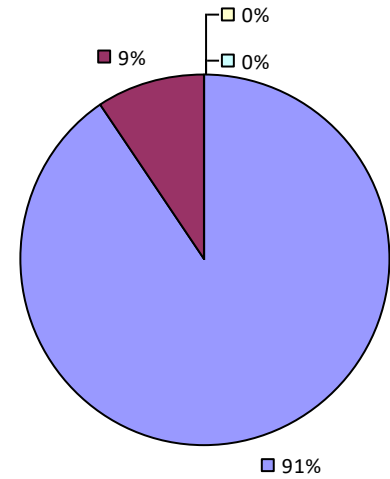
Student Performance



Teacher Observation



Overall Rating



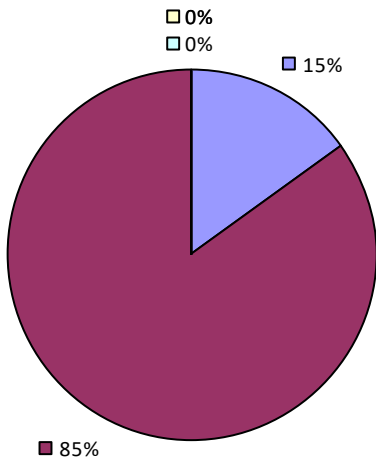
2018-19 PRINCIPAL EVALUATION RESULTS NOT SHOWN DUE TO SUPPRESSION\*

\* Data is suppressed if 100% of teachers/principals received the same rating or if the total teachers/principals in an LEA is less than five.

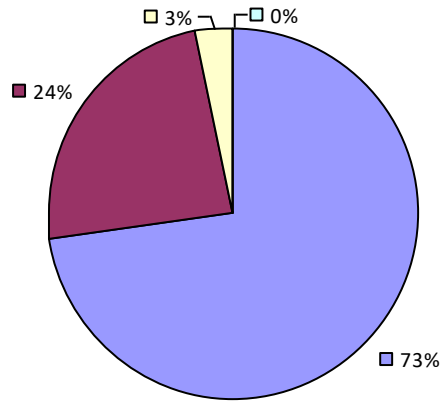
# FRANKLINVILLE CSD

## 2018-19 TEACHER EVALUATION RESULTS

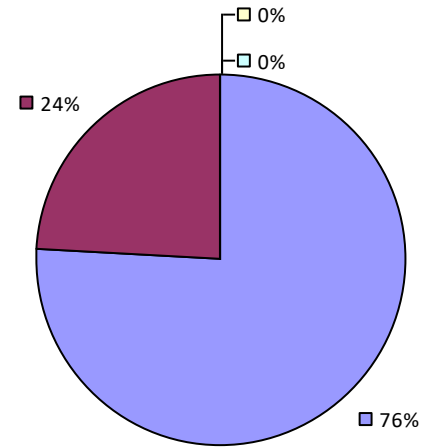
### Student Performance



### Teacher Observation



### Overall Rating



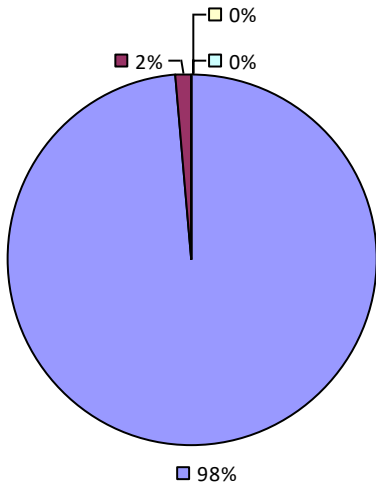
2018-19 PRINCIPAL EVALUATION RESULTS NOT SUBMITTED

\* Data is suppressed if 100% of teachers/principals received the same rating or if the total teachers/principals in an LEA is less than five.

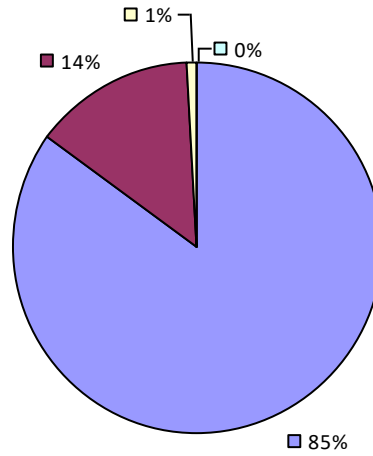
# FREDONIA CSD

## 2018-19 TEACHER EVALUATION RESULTS

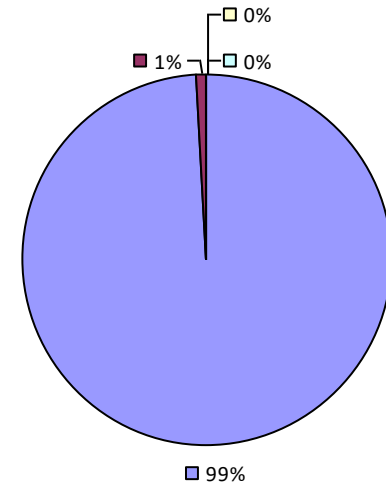
### Student Performance



### Teacher Observation



### Overall Rating



2018-19 PRINCIPAL EVALUATION RESULTS NOT SHOWN DUE TO SUPPRESSION\*

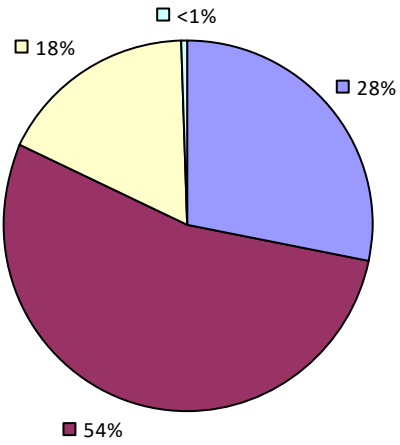
\* Data is suppressed if 100% of teachers/principals received the same rating or if the total teachers/principals in an LEA is less than five.



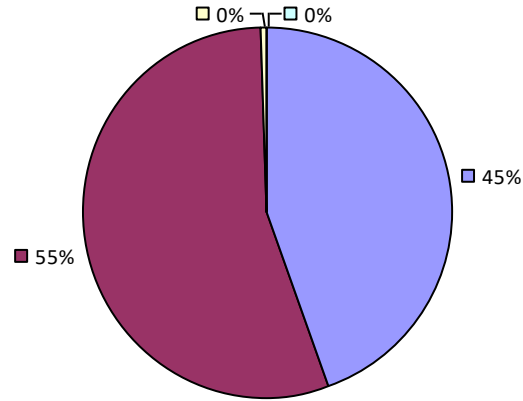
# FREEPORT UFSD

## 2018-19 TEACHER EVALUATION RESULTS

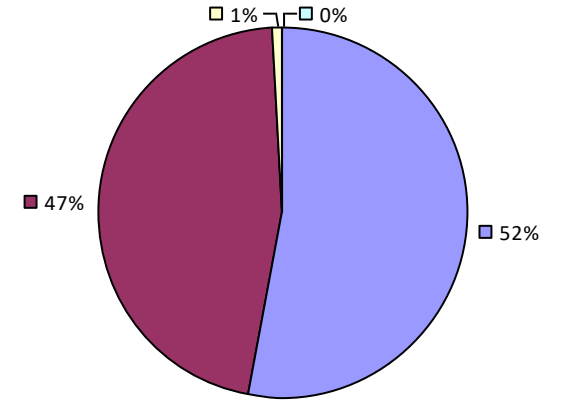
Student Performance



Teacher Observation

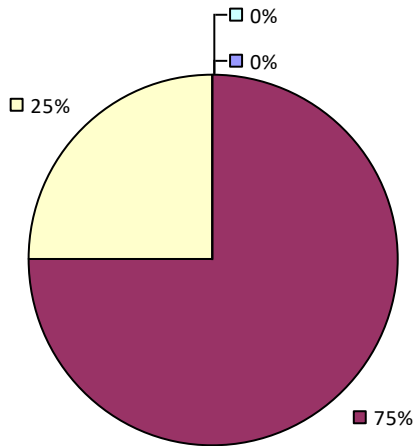


Overall Rating

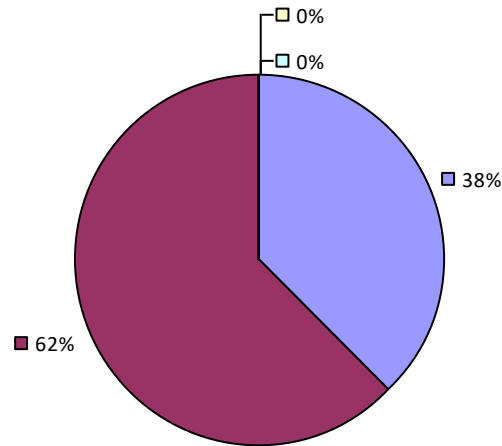


## 2018-19 PRINCIPAL EVALUATION RESULTS

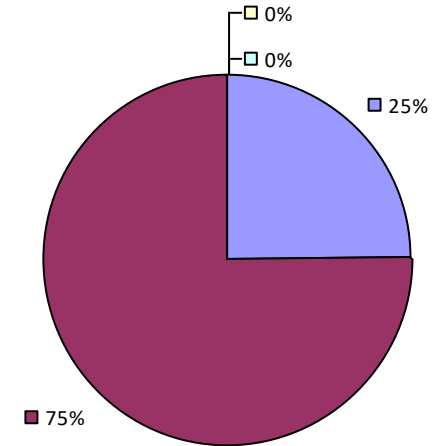
Student Performance



Principal School Visits



Overall Rating

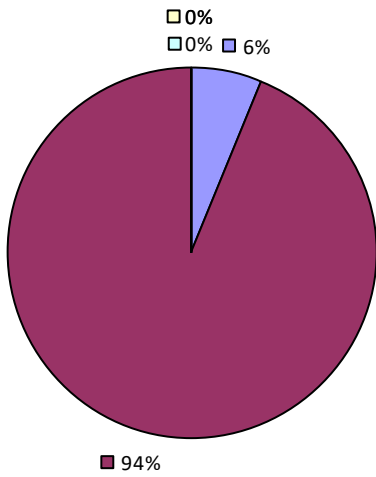


\* Data is suppressed if 100% of teachers/principals received the same rating or if the total teachers/principals in an LEA is less than five.

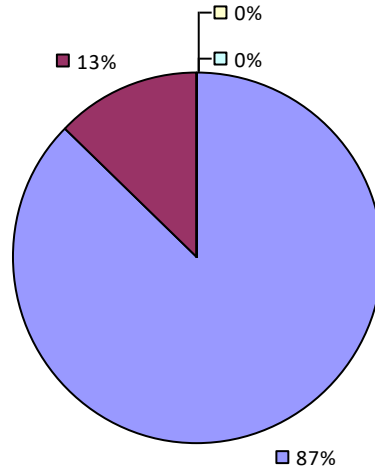
# FREWSBURG CSD

## 2018-19 TEACHER EVALUATION RESULTS

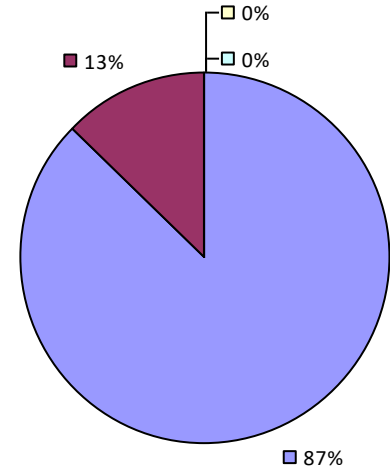
Student Performance



Teacher Observation



Overall Rating



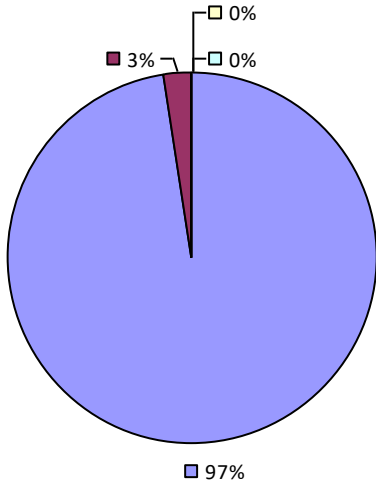
2018-19 PRINCIPAL EVALUATION RESULTS NOT SHOWN DUE TO SUPPRESSION\*

\* Data is suppressed if 100% of teachers/principals received the same rating or if the total teachers/principals in an LEA is less than five.

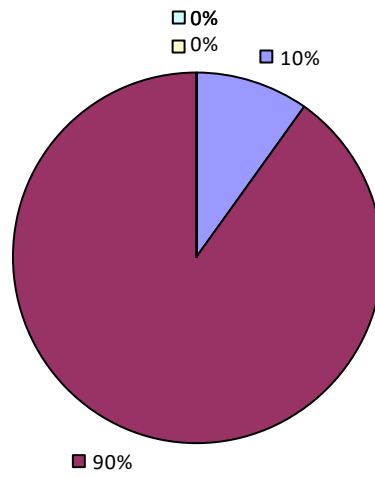
# FRIENDSHIP CSD

## 2018-19 TEACHER EVALUATION RESULTS

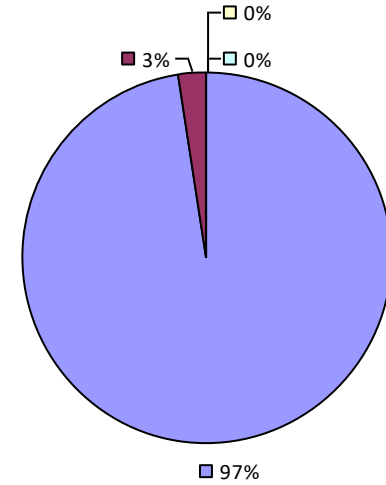
Student Performance



Teacher Observation



Overall Rating



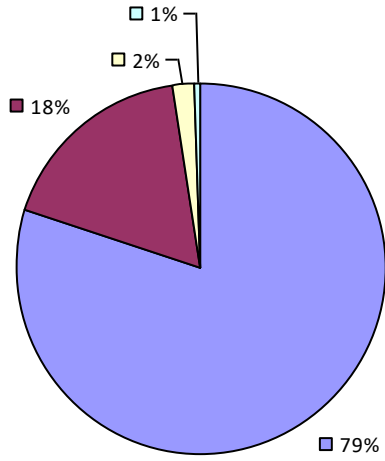
2018-19 PRINCIPAL EVALUATION RESULTS NOT SHOWN DUE TO SUPPRESSION\*

\* Data is suppressed if 100% of teachers/principals received the same rating or if the total teachers/principals in an LEA is less than five.

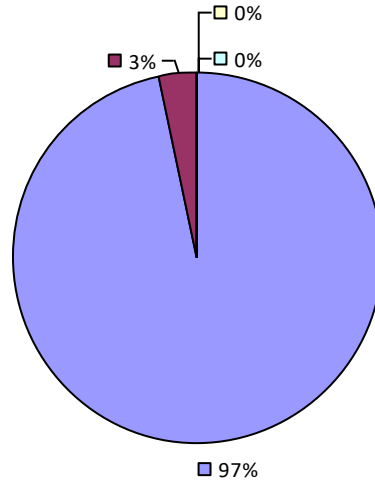
# FRONTIER CSD

## 2018-19 TEACHER EVALUATION RESULTS

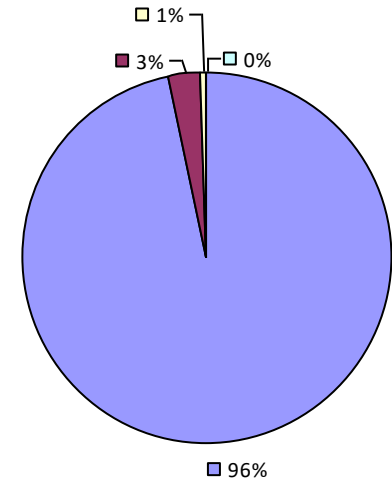
### Student Performance



### Teacher Observation

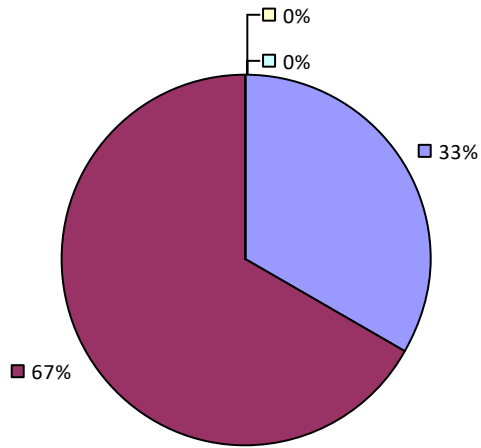


### Overall Rating

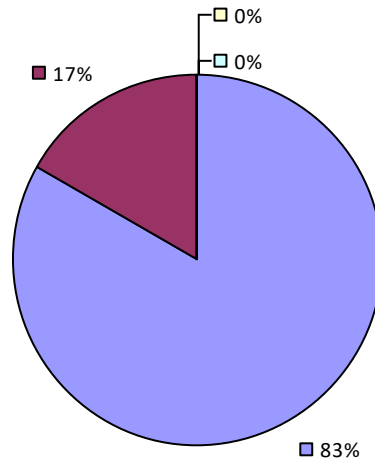


## 2018-19 PRINCIPAL EVALUATION RESULTS

### Student Performance



### Principal School Visits



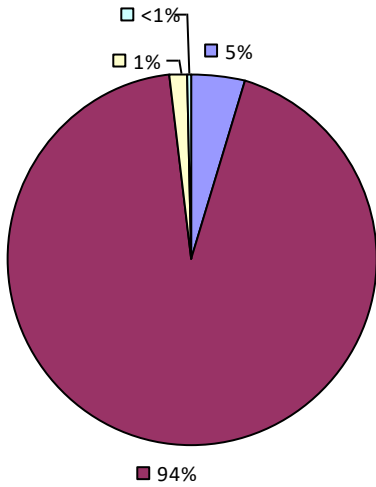
Overall results not shown due to suppression\*

\* Data is suppressed if 100% of teachers/principals received the same rating or if the total teachers/principals in an LEA is less than five.

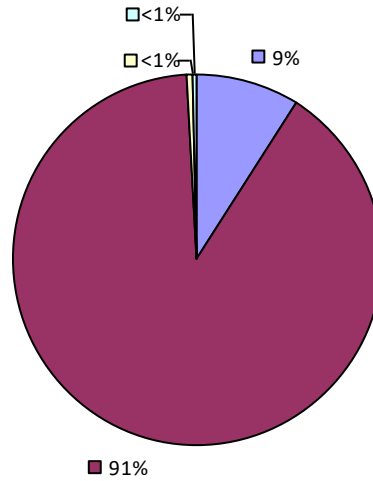
# FULTON CITY SD

## 2018-19 TEACHER EVALUATION RESULTS

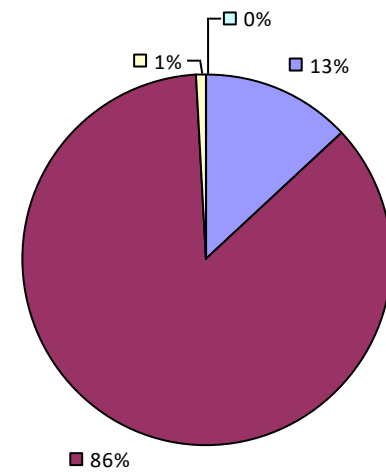
Student Performance



Teacher Observation



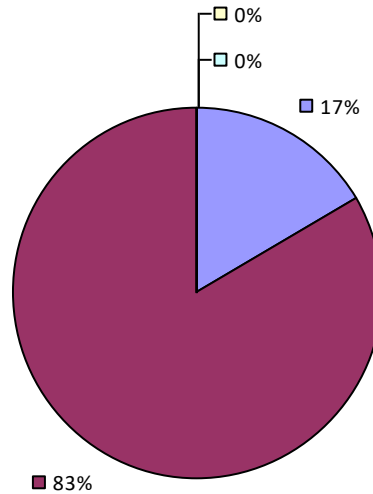
Overall Rating



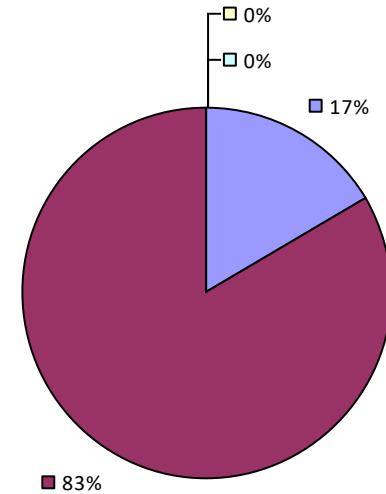
## 2018-19 PRINCIPAL EVALUATION RESULTS

Student performance results not shown due to suppression\*

Principal School Visits



Overall Rating



\* Data is suppressed if 100% of teachers/principals received the same rating or if the total teachers/principals in an LEA is less than five.

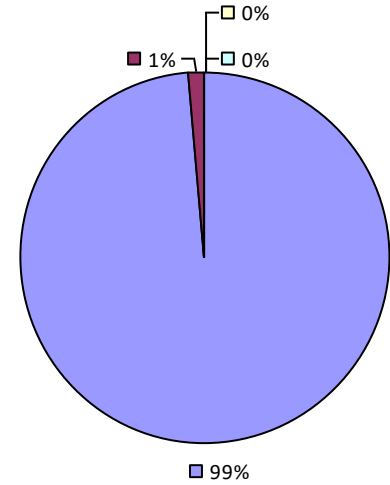
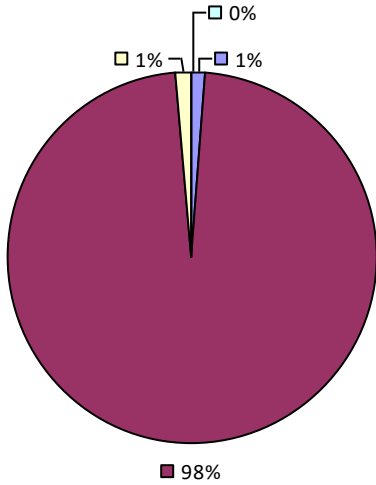
# GALWAY CSD

## 2018-19 TEACHER EVALUATION RESULTS

Student Performance

Teacher observation results not shown due to suppression\*

Overall Rating



## 2018-19 PRINCIPAL EVALUATION RESULTS NOT SHOWN DUE TO SUPPRESSION\*

\* Data is suppressed if 100% of teachers/principals received the same rating or if the total teachers/principals in an LEA is less than five.

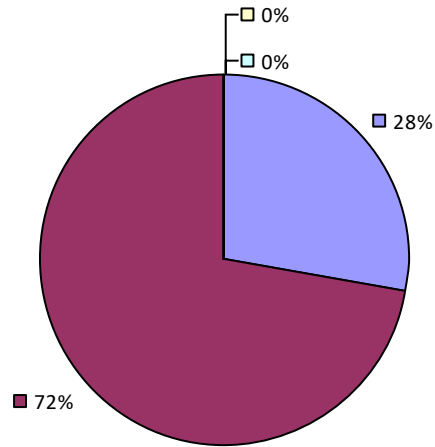
# GANANDA CSD

## 2018-19 TEACHER EVALUATION RESULTS

Student performance results not shown due to suppression\*

### Teacher Observation

Overall results not shown due to suppression\*



## 2018-19 PRINCIPAL EVALUATION RESULTS NOT SHOWN DUE TO SUPPRESSION\*

\* Data is suppressed if 100% of teachers/principals received the same rating or if the total teachers/principals in an LEA is less than five.

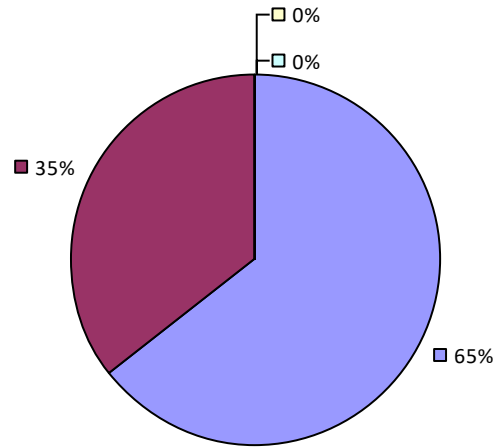
# GARDEN CITY UFSD

## 2018-19 TEACHER EVALUATION RESULTS

Student performance results not shown due to suppression\*

### Teacher Observation

Overall results not shown due to suppression\*

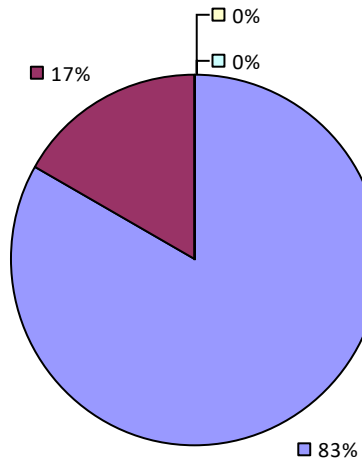


## 2018-19 PRINCIPAL EVALUATION RESULTS

Student performance results not shown due to suppression\*

### Principal School Visits

Overall results not shown due to suppression\*



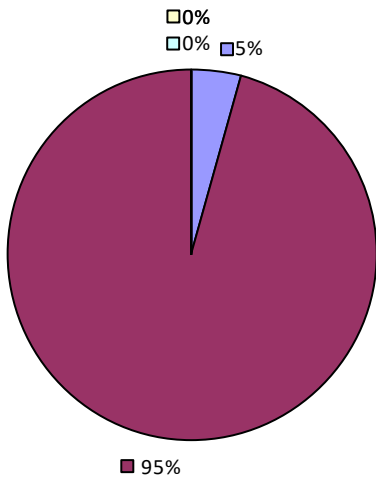
\* Data is suppressed if 100% of teachers/principals received the same rating or if the total teachers/principals in an LEA is less than five.



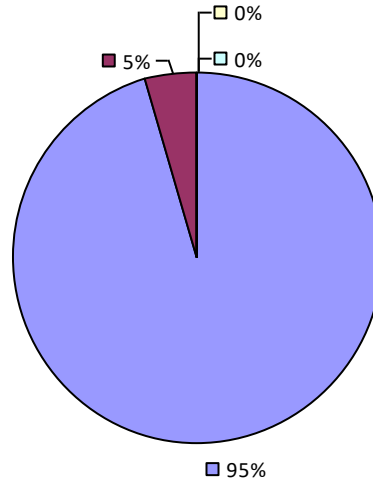
# GARRISON UFSD

## 2018-19 TEACHER EVALUATION RESULTS

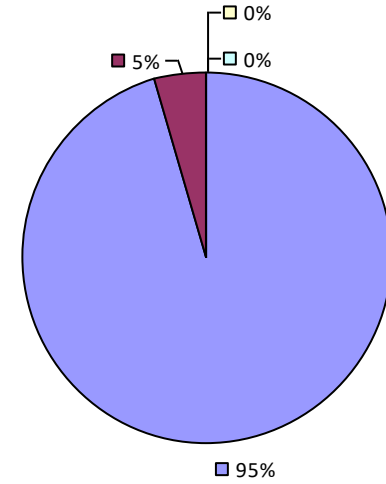
Student Performance



Teacher Observation



Overall Rating



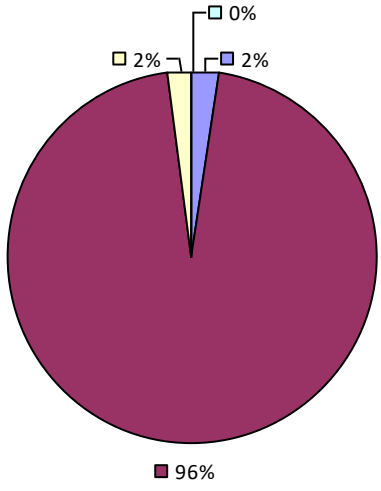
2018-19 PRINCIPAL EVALUATION RESULTS NOT SHOWN DUE TO SUPPRESSION\*

\* Data is suppressed if 100% of teachers/principals received the same rating or if the total teachers/principals in an LEA is less than five.

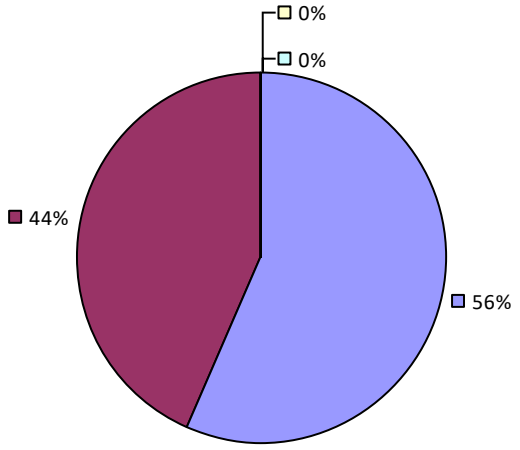
# GATES-CHILI CSD

## 2018-19 TEACHER EVALUATION RESULTS

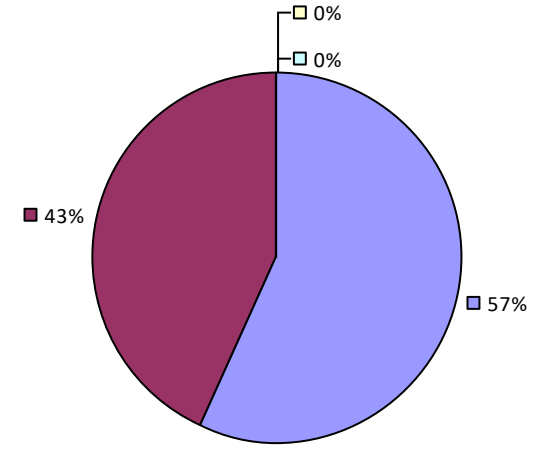
Student Performance



Teacher Observation



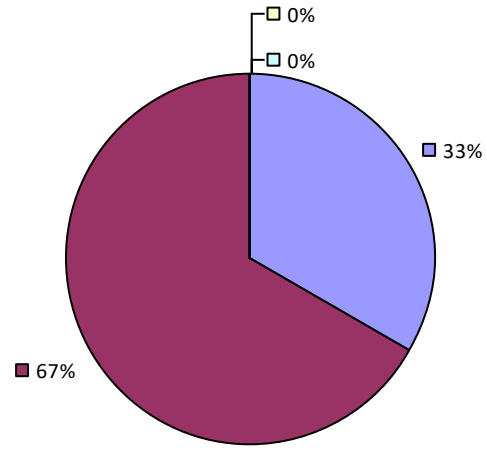
Overall Rating



## 2018-19 PRINCIPAL EVALUATION RESULTS

Student performance results not shown due to suppression\*

Principal School Visits



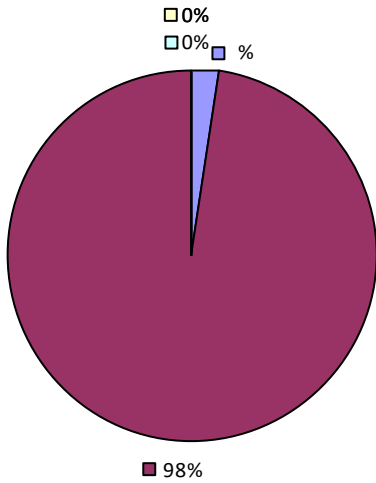
Overall results not shown due to suppression\*

\* Data is suppressed if 100% of teachers/principals received the same rating or if the total teachers/principals in an LEA is less than five.

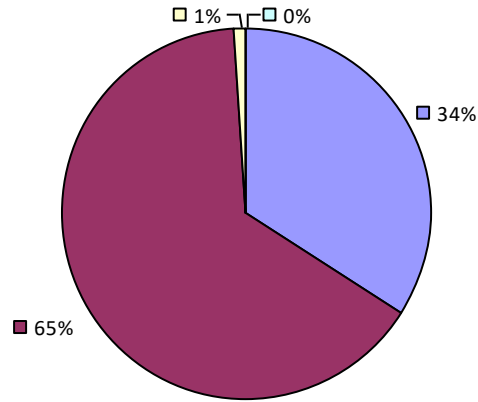
# GENERAL BROWN CSD

## 2018-19 TEACHER EVALUATION RESULTS

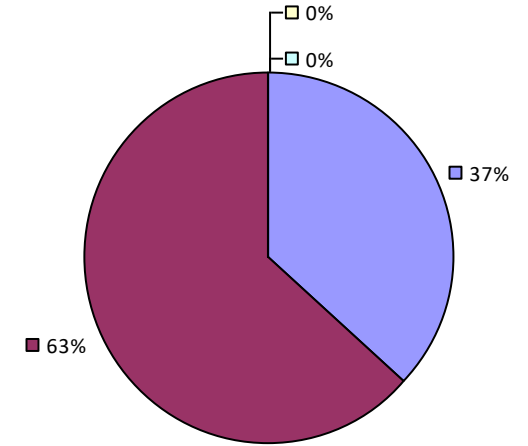
Student Performance



Teacher Observation



Overall Rating



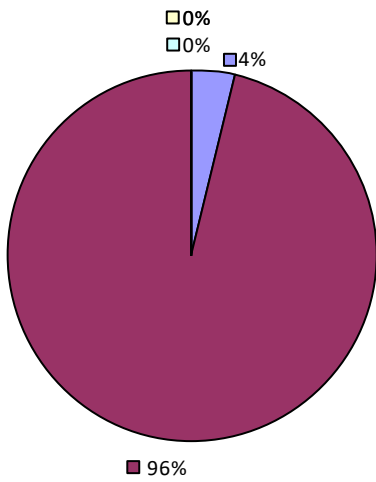
2018-19 PRINCIPAL EVALUATION RESULTS NOT SHOWN DUE TO SUPPRESSION\*

\* Data is suppressed if 100% of teachers/principals received the same rating or if the total teachers/principals in an LEA is less than five.

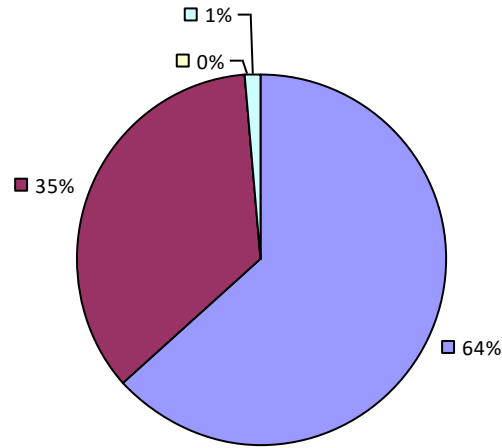
# GENESEE VALLEY BOCES

## 2018-19 TEACHER EVALUATION RESULTS

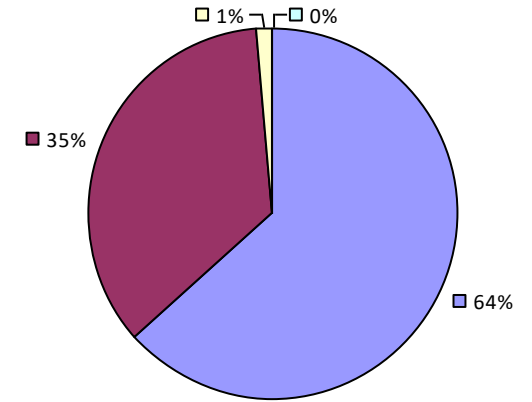
### Student Performance



### Teacher Observation



### Overall Rating



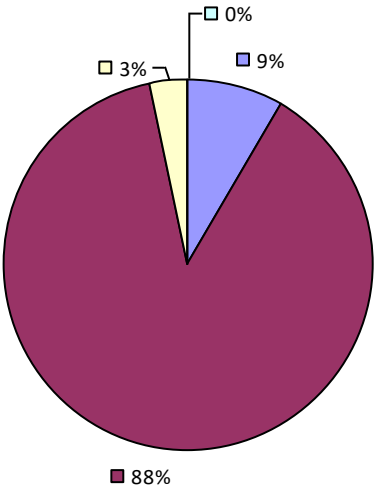
2018-19 PRINCIPAL EVALUATION RESULTS NOT SHOWN DUE TO SUPPRESSION\*

\* Data is suppressed if 100% of teachers/principals received the same rating or if the total teachers/principals in an LEA is less than five.

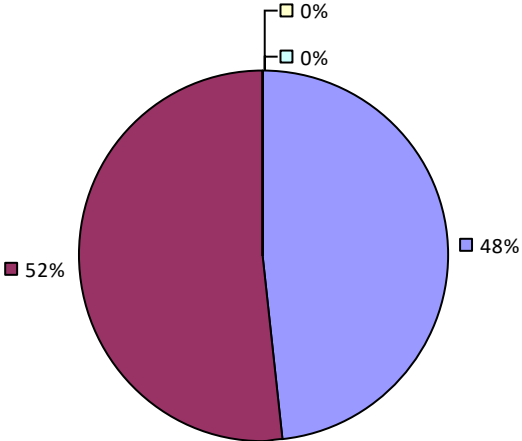
**GENESEE VALLEY CSD**

**2018-19 TEACHER EVALUATION RESULTS**

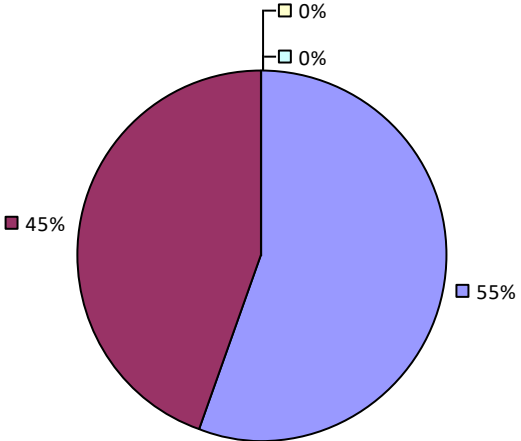
Student Performance



Teacher Observation



Overall Rating



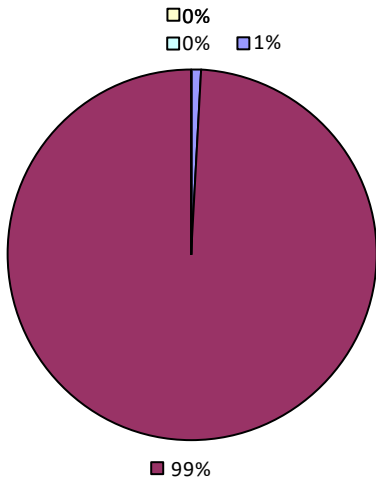
2018-19 PRINCIPAL EVALUATION RESULTS NOT SHOWN DUE TO SUPPRESSION\*

\* Data is suppressed if 100% of teachers/principals received the same rating or if the total teachers/principals in an LEA is less than five.

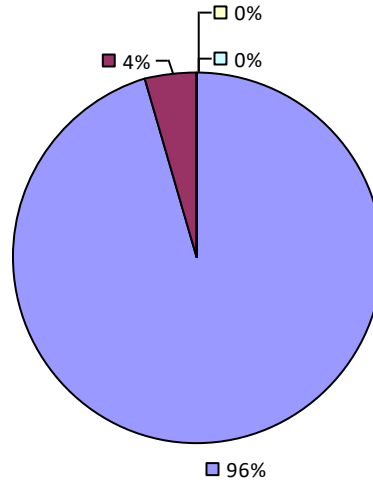
# GENESEO CSD

## 2018-19 TEACHER EVALUATION RESULTS

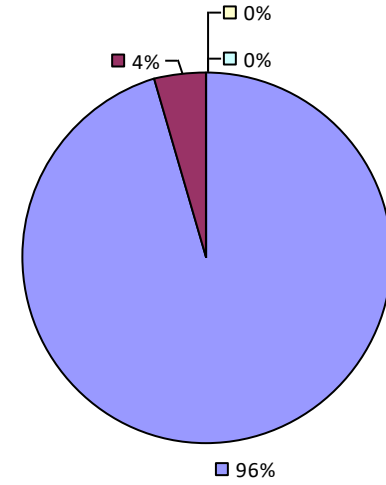
Student Performance



Teacher Observation



Overall Rating



2018-19 PRINCIPAL EVALUATION RESULTS NOT SHOWN DUE TO SUPPRESSION\*

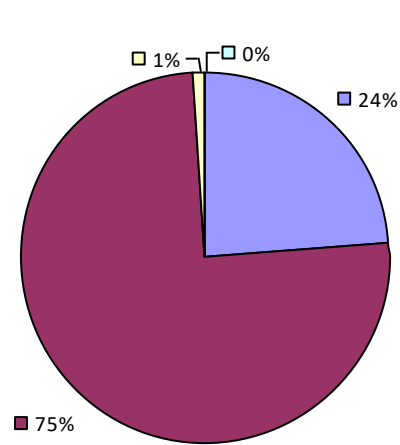
\* Data is suppressed if 100% of teachers/principals received the same rating or if the total teachers/principals in an LEA is less than five.

# GENEVA CITY SD

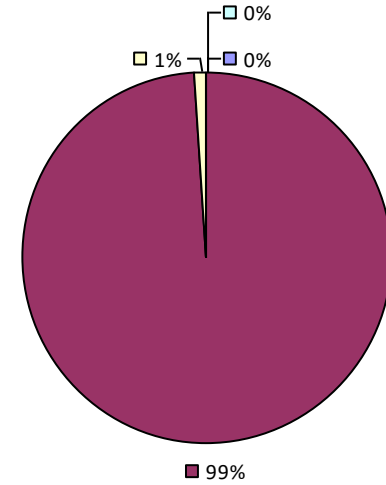
## 2018-19 TEACHER EVALUATION RESULTS

Student performance results not shown due to suppression\*

### Teacher Observation



### Overall Rating



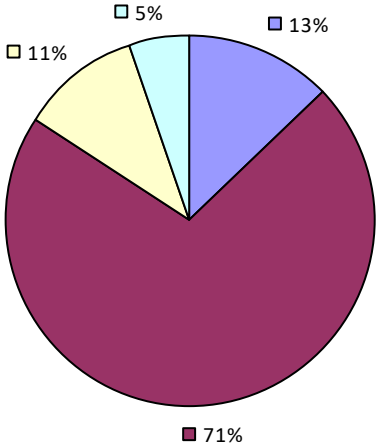
## 2018-19 PRINCIPAL EVALUATION RESULTS NOT SHOWN DUE TO SUPPRESSION\*

\* Data is suppressed if 100% of teachers/principals received the same rating or if the total teachers/principals in an LEA is less than five.

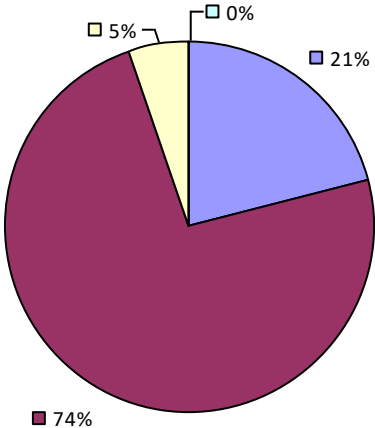
**GEORGE JUNIOR REPUBLIC UFSD**

**2018-19 TEACHER EVALUATION RESULTS**

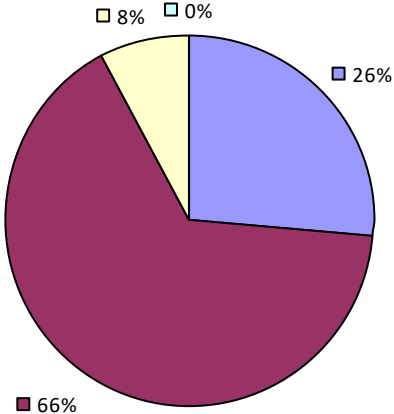
Student Performance



Teacher Observation



Overall Rating



2018-19 PRINCIPAL EVALUATION RESULTS NOT SHOWN DUE TO SUPPRESSION\*

\* Data is suppressed if 100% of teachers/principals received the same rating or if the total teachers/principals in an LEA is less than five.

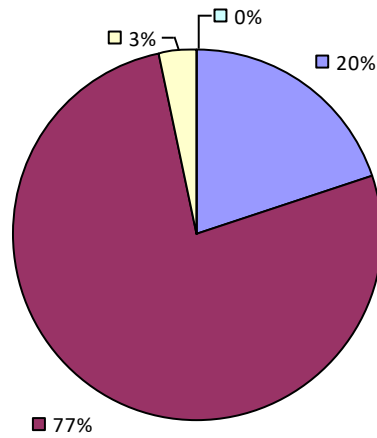


# GEORGETOWN-SOUTH OTSELIC CSD

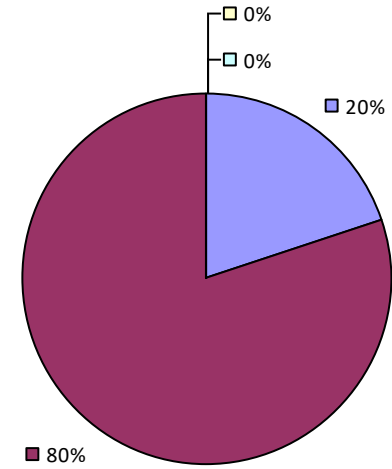
## 2018-19 TEACHER EVALUATION RESULTS

Student performance results not shown due to suppression\*

### Teacher Observation



### Overall Rating



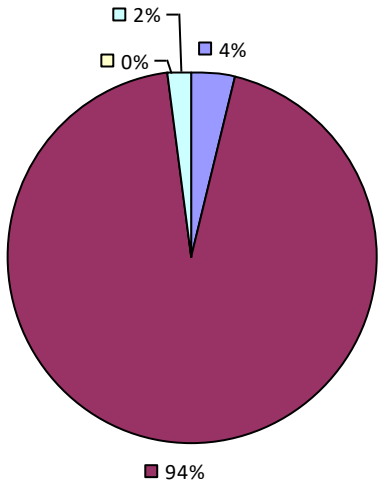
## 2018-19 PRINCIPAL EVALUATION RESULTS NOT SUBMITTED

\* Data is suppressed if 100% of teachers/principals received the same rating or if the total teachers/principals in an LEA is less than five.

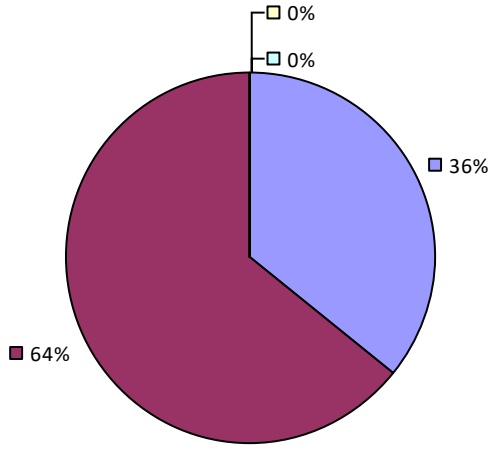
# GERMANTOWN CSD

## 2018-19 TEACHER EVALUATION RESULTS

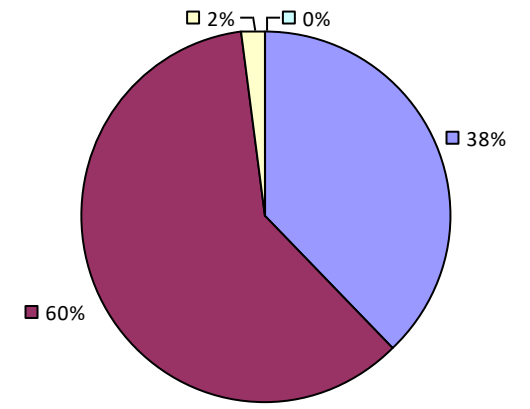
Student Performance



Teacher Observation



Overall Rating



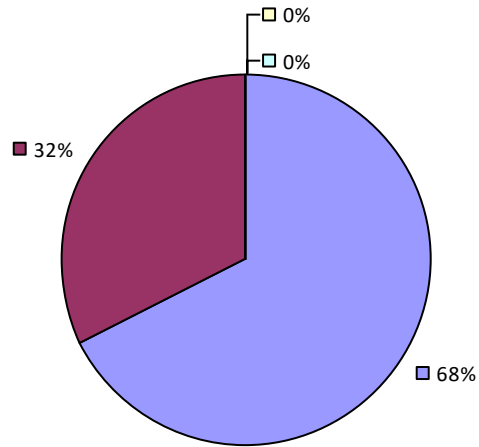
2018-19 PRINCIPAL EVALUATION RESULTS NOT SHOWN DUE TO SUPPRESSION\*

\* Data is suppressed if 100% of teachers/principals received the same rating or if the total teachers/principals in an LEA is less than five.

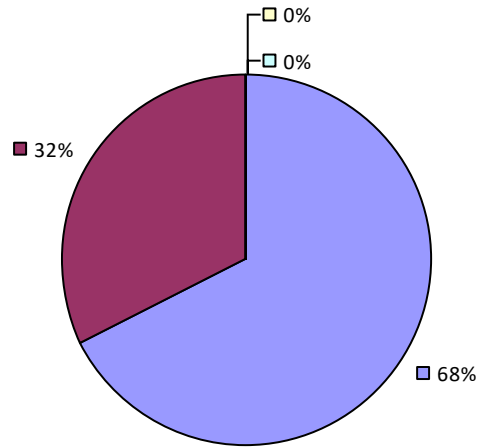
# GILBERTSVILLE-MOUNT UPTON CSD

## 2018-19 TEACHER EVALUATION RESULTS

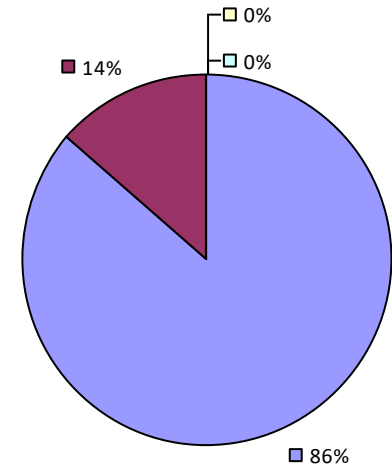
Student Performance



Teacher Observation



Overall Rating



2018-19 PRINCIPAL EVALUATION RESULTS NOT SHOWN DUE TO SUPPRESSION\*

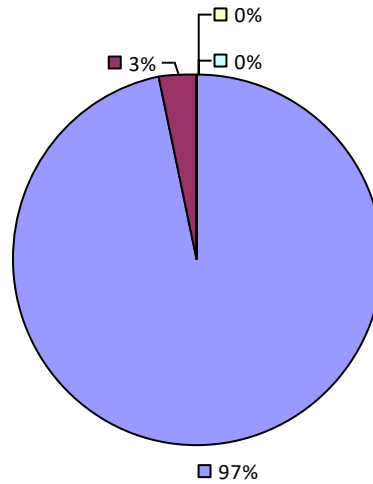
\* Data is suppressed if 100% of teachers/principals received the same rating or if the total teachers/principals in an LEA is less than five.

# GILBOA-CONESVILLE CSD

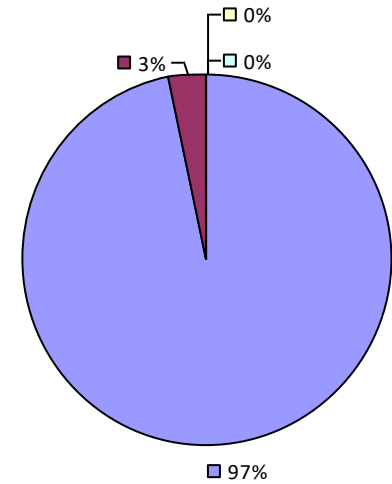
## 2018-19 TEACHER EVALUATION RESULTS

Student performance results not shown due to suppression\*

### Teacher Observation



### Overall Rating



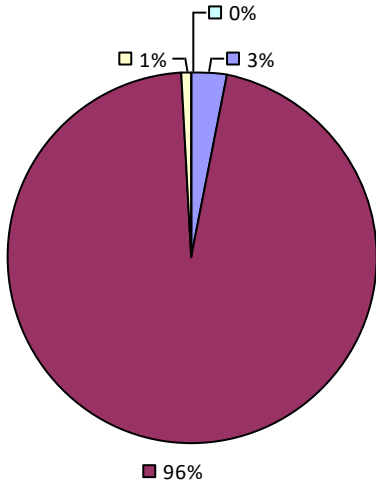
## 2018-19 PRINCIPAL EVALUATION RESULTS NOT SHOWN DUE TO SUPPRESSION\*

\* Data is suppressed if 100% of teachers/principals received the same rating or if the total teachers/principals in an LEA is less than five.

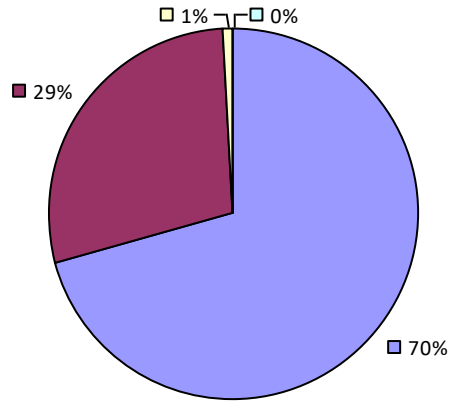
# GLEN COVE CITY SD

## 2018-19 TEACHER EVALUATION RESULTS

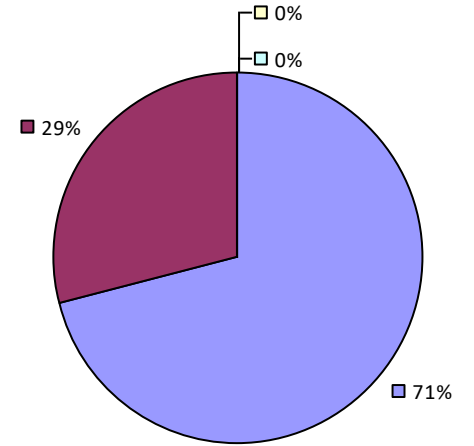
### Student Performance



### Teacher Observation



### Overall Rating



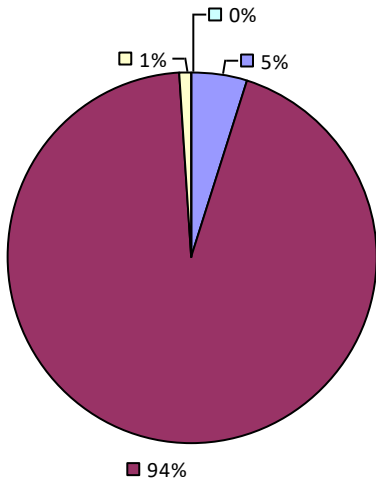
2018-19 PRINCIPAL EVALUATION RESULTS NOT SHOWN DUE TO SUPPRESSION\*

\* Data is suppressed if 100% of teachers/principals received the same rating or if the total teachers/principals in an LEA is less than five.

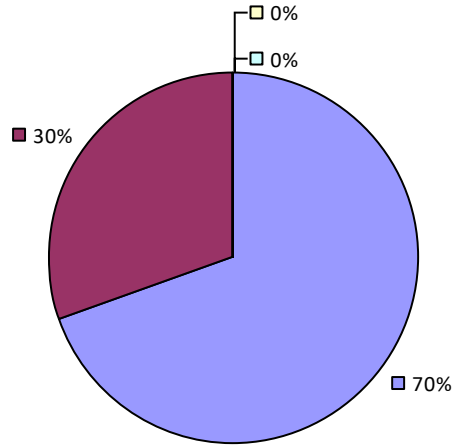
# GLENS FALLS CITY SD

## 2018-19 TEACHER EVALUATION RESULTS

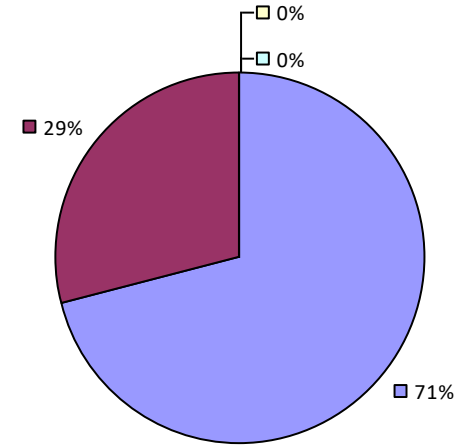
Student Performance



Teacher Observation



Overall Rating



2018-19 PRINCIPAL EVALUATION RESULTS NOT SHOWN DUE TO SUPPRESSION\*

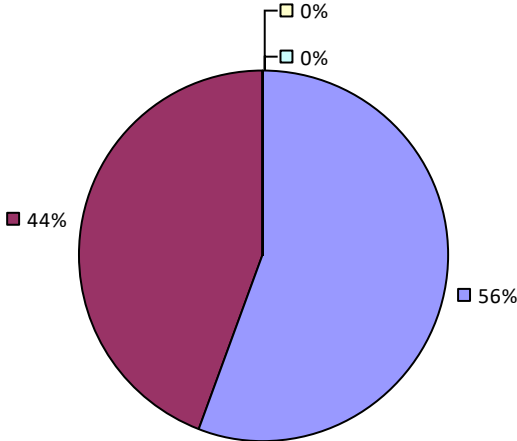
\* Data is suppressed if 100% of teachers/principals received the same rating or if the total teachers/principals in an LEA is less than five.

**GLENS FALLS COMN SD**

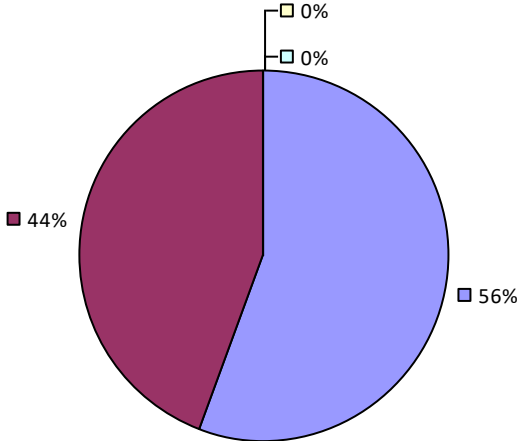
**2018-19 TEACHER EVALUATION RESULTS**

*Student performance results not shown due to suppression\**

**Teacher Observation**



**Overall Rating**

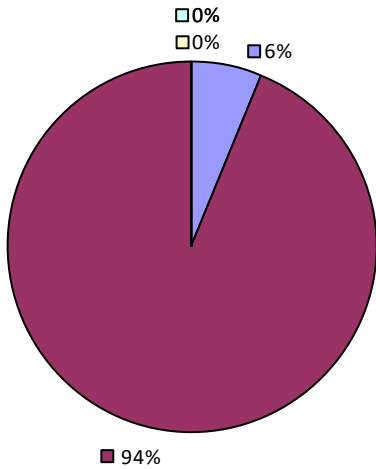


**2018-19 PRINCIPAL EVALUATION RESULTS NOT SHOWN DUE TO SUPPRESSION\***

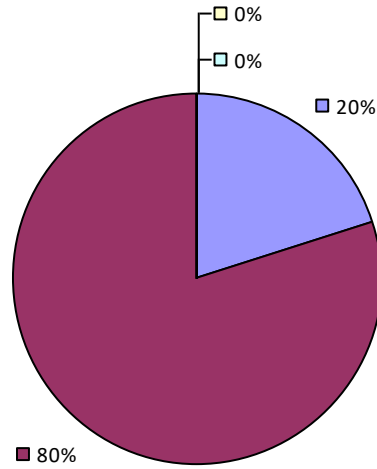
*\* Data is suppressed if 100% of teachers/principals received the same rating or if the total teachers/principals in an LEA is less than five.*

# GLOVERSVILLE CITY SD

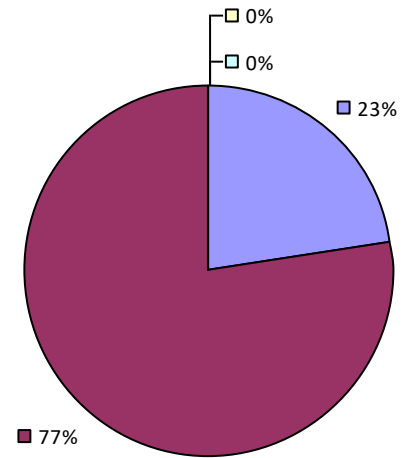
### Student Performance



### Teacher Observation



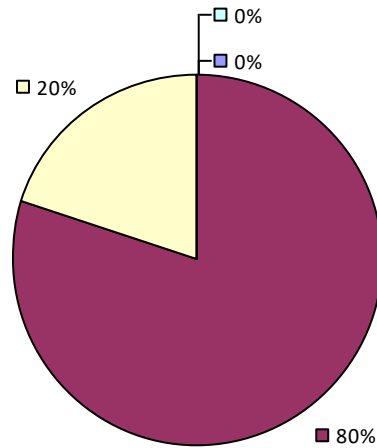
### Overall Rating



## 2018-19 PRINCIPAL EVALUATION RESULTS

*Student performance results not shown due to suppression\**

### Principal School Visits



*Overall results not shown due to suppression\**

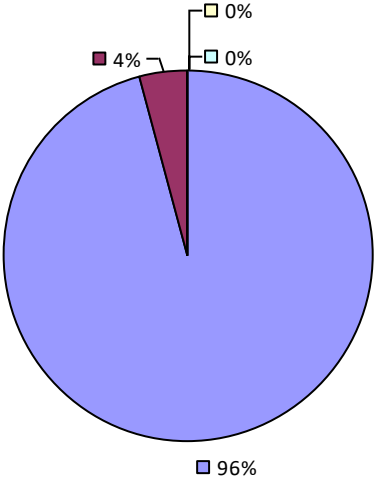
\* Data is suppressed if 100% of teachers/principals received the same rating or if the total teachers/principals in an LEA is less than five.



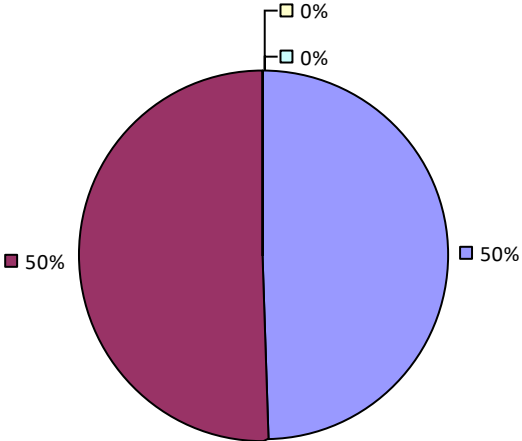
# GORHAM-MIDDLESEX CSD (MARCUS WHITMAN)

## 2018-19 TEACHER EVALUATION RESULTS

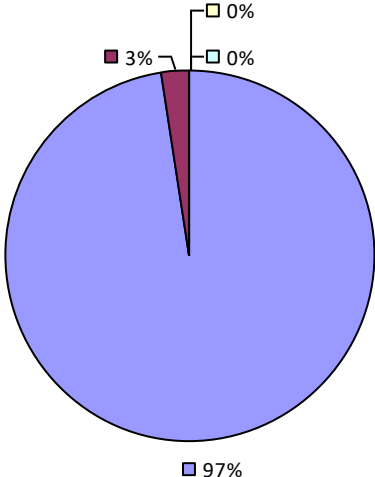
Student Performance



Teacher Observation



Overall Rating



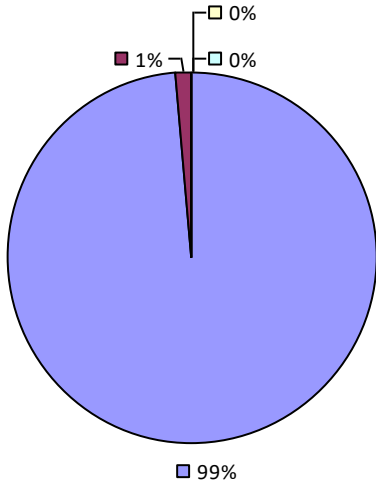
2018-19 PRINCIPAL EVALUATION RESULTS NOT SHOWN DUE TO SUPPRESSION\*

\* Data is suppressed if 100% of teachers/principals received the same rating or if the total teachers/principals in an LEA is less than five.

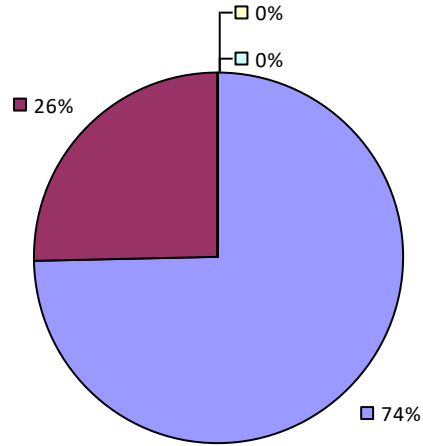
# GOSHEN CSD

## 2018-19 TEACHER EVALUATION RESULTS

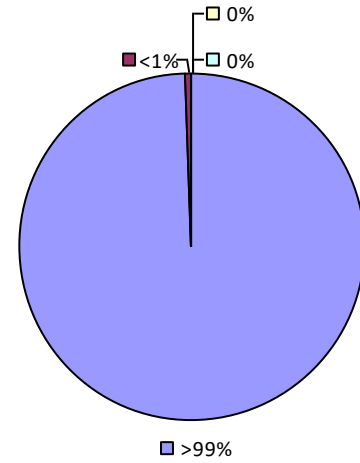
### Student Performance



### Teacher Observation



### Overall Rating



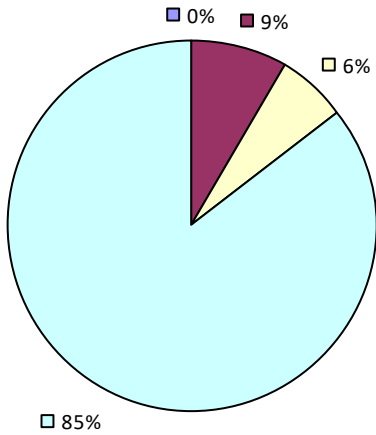
2018-19 PRINCIPAL EVALUATION RESULTS NOT SHOWN DUE TO SUPPRESSION\*

\* Data is suppressed if 100% of teachers/principals received the same rating or if the total teachers/principals in an LEA is less than five.

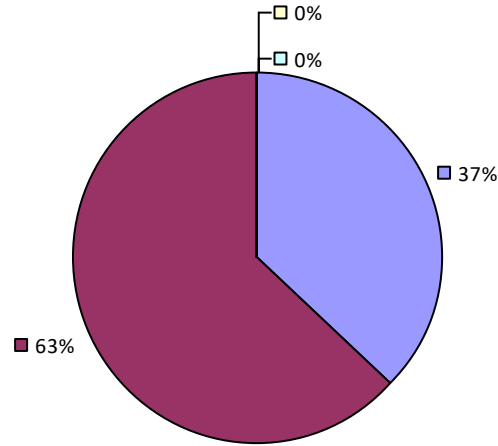
# GOUVERNEUR CSD

## 2018-19 TEACHER EVALUATION RESULTS

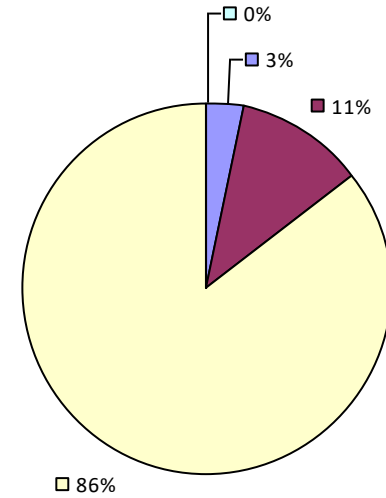
### Student Performance



### Teacher Observation



### Overall Rating



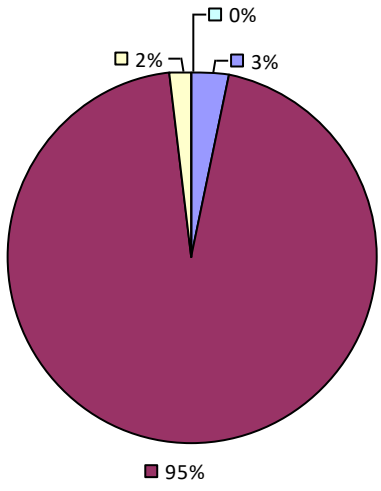
2018-19 PRINCIPAL EVALUATION RESULTS NOT SHOWN DUE TO SUPPRESSION\*

\* Data is suppressed if 100% of teachers/principals received the same rating or if the total teachers/principals in an LEA is less than five.

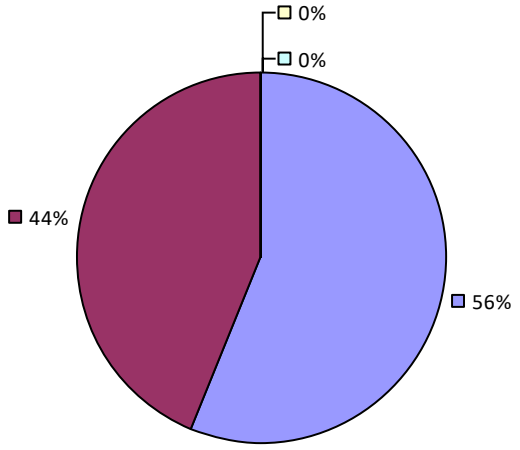
# GOWANDA CSD

## 2018-19 TEACHER EVALUATION RESULTS

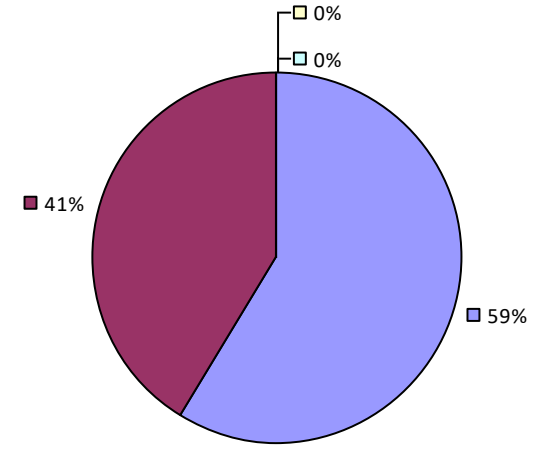
Student Performance



Teacher Observation



Overall Rating



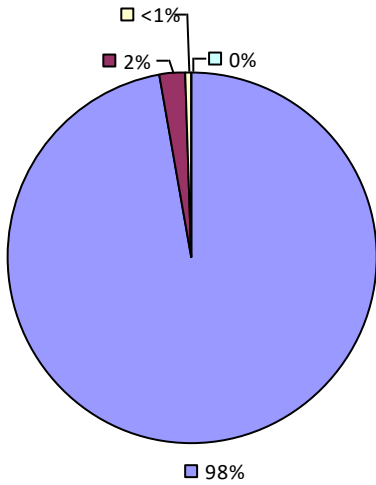
2018-19 PRINCIPAL EVALUATION RESULTS NOT SHOWN DUE TO SUPPRESSION\*

\* Data is suppressed if 100% of teachers/principals received the same rating or if the total teachers/principals in an LEA is less than five.

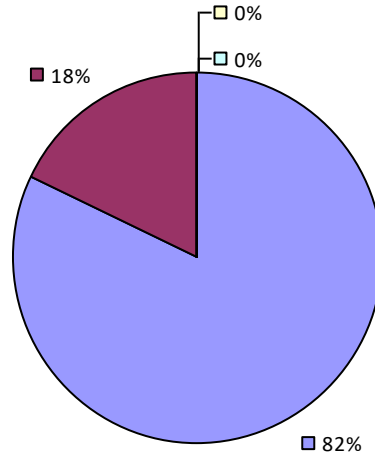
# GRAND ISLAND CSD

## 2018-19 TEACHER EVALUATION RESULTS

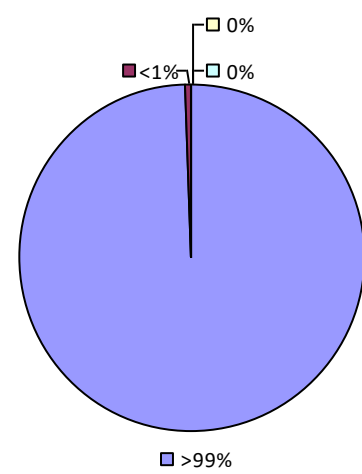
### Student Performance



### Teacher Observation



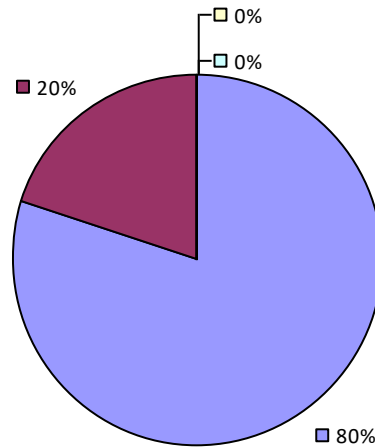
### Overall Rating



## 2018-19 PRINCIPAL EVALUATION RESULTS

Student performance results not shown due to suppression\*

### Principal School Visits



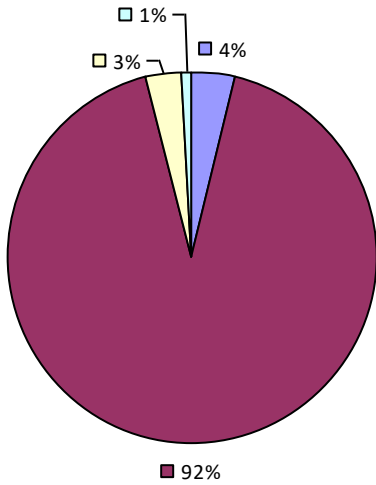
Overall results not shown due to suppression\*

\* Data is suppressed if 100% of teachers/principals received the same rating or if the total teachers/principals in an LEA is less than five.

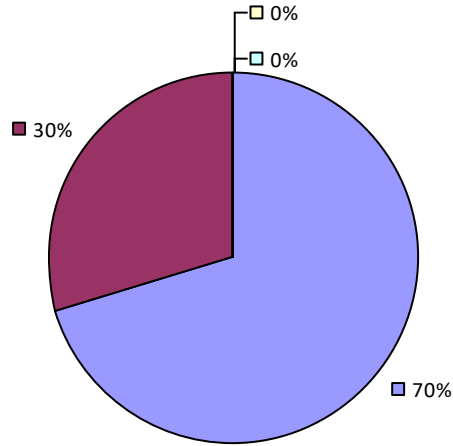
# GRANVILLE CSD

## 2018-19 TEACHER EVALUATION RESULTS

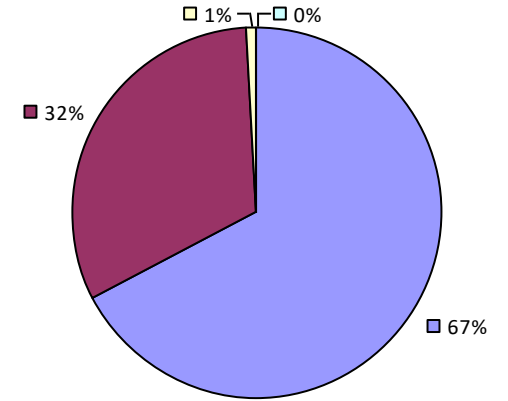
Student Performance



Teacher Observation



Overall Rating



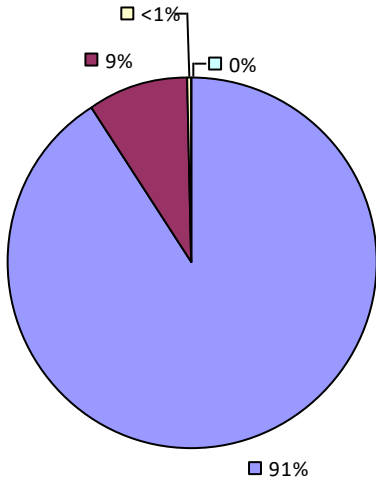
2018-19 PRINCIPAL EVALUATION RESULTS NOT SHOWN DUE TO SUPPRESSION\*

\* Data is suppressed if 100% of teachers/principals received the same rating or if the total teachers/principals in an LEA is less than five.

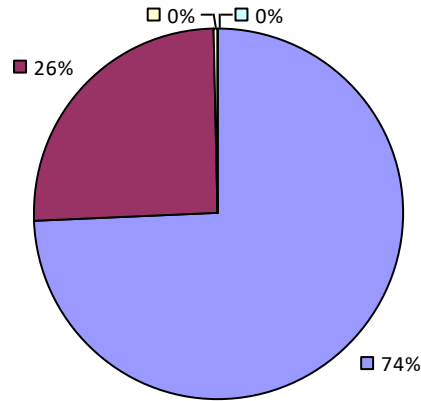
# GREAT NECK UFSD

## 2018-19 TEACHER EVALUATION RESULTS

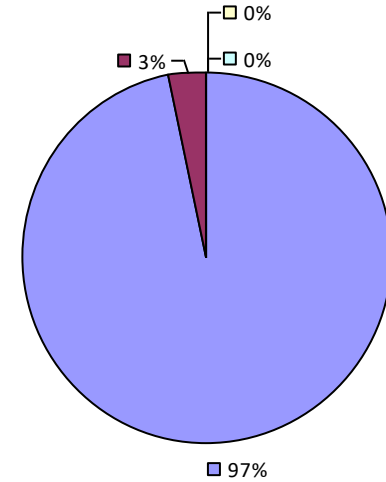
### Student Performance



### Teacher Observation

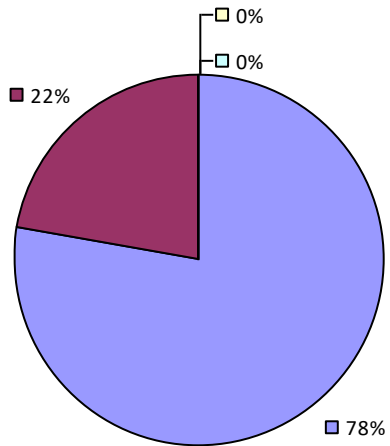


### Overall Rating



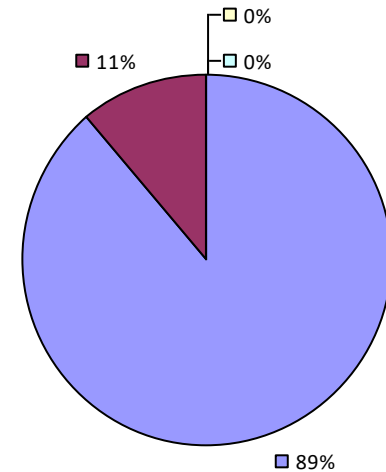
## 2018-19 PRINCIPAL EVALUATION RESULTS

### Student Performance



Principal school visit results not shown due to suppression\*

### Overall Rating

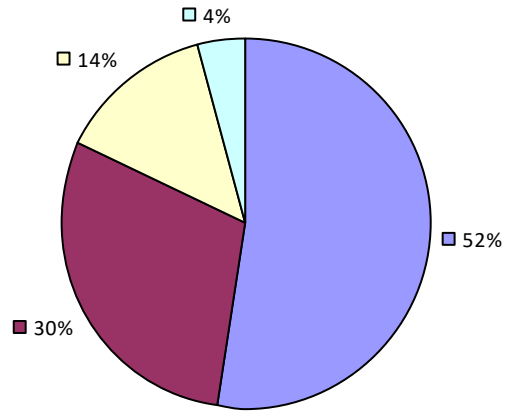


\* Data is suppressed if 100% of teachers/principals received the same rating or if the total teachers/principals in an LEA is less than five.

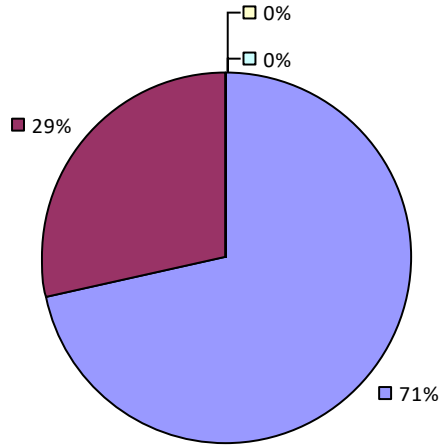
# GREATER SOUTHERN TIER BOCES

## 2018-19 TEACHER EVALUATION RESULTS

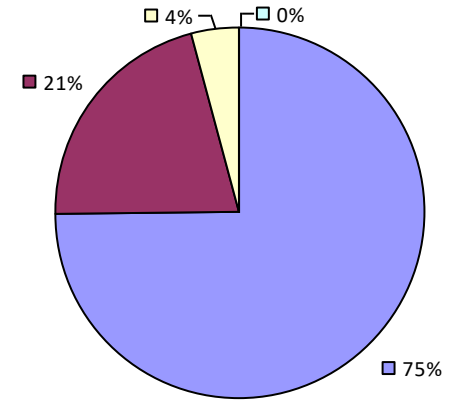
Student Performance



Teacher Observation

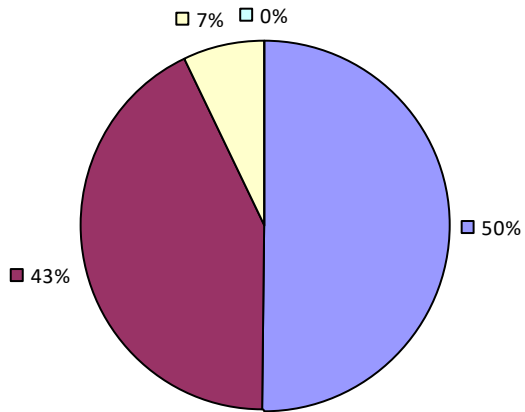


Overall Rating

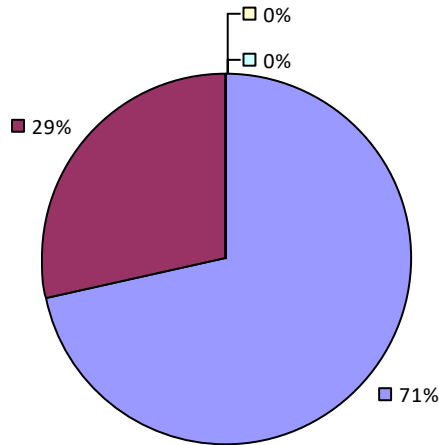


## 2018-19 PRINCIPAL EVALUATION RESULTS

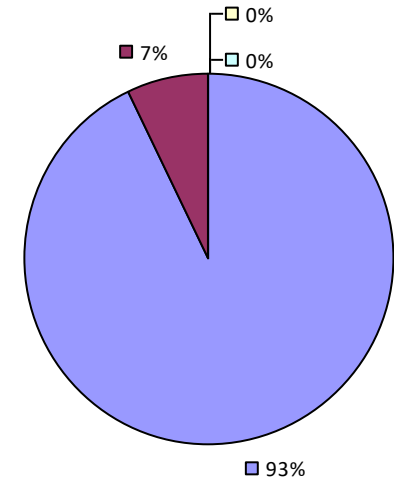
Student Performance



Principal School Visits



Overall Rating



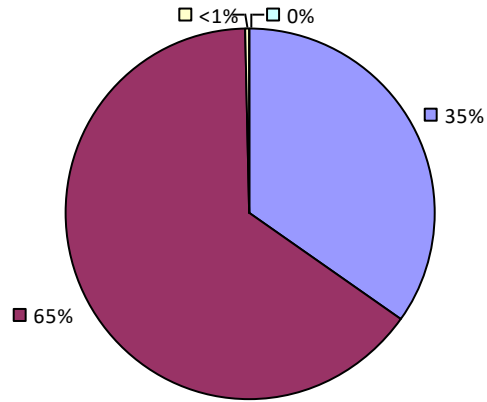
\* Data is suppressed if 100% of teachers/principals received the same rating or if the total teachers/principals in an LEA is less than five.



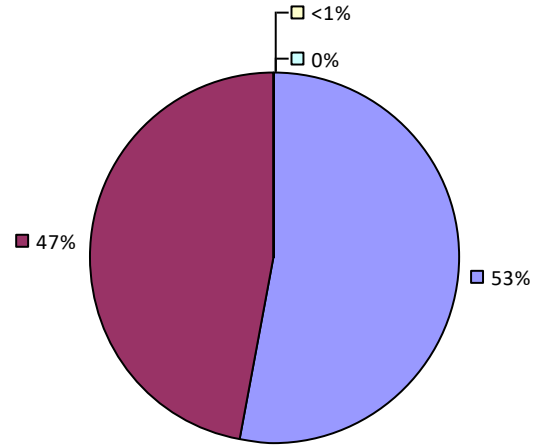
# GREECE CSD

## 2018-19 TEACHER EVALUATION RESULTS

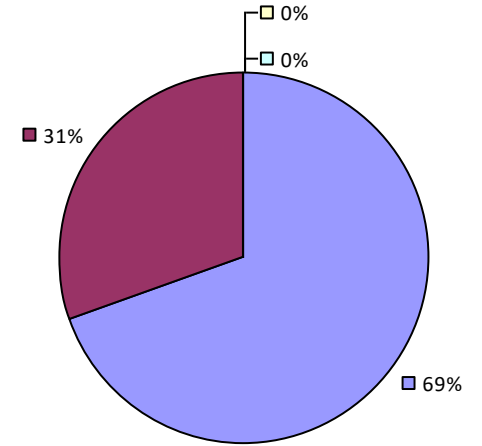
Student Performance



Teacher Observation



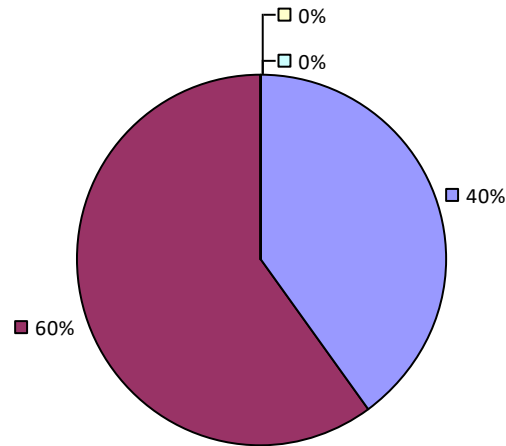
Overall Rating



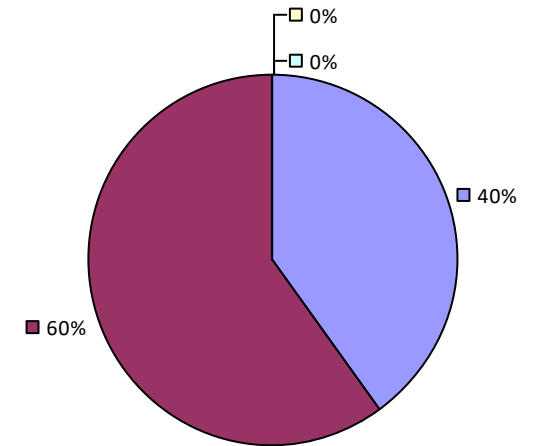
## 2018-19 PRINCIPAL EVALUATION RESULTS

Student performance results not shown due to suppression\*

Principal School Visits



Overall Rating



\* Data is suppressed if 100% of teachers/principals received the same rating or if the total teachers/principals in an LEA is less than five.

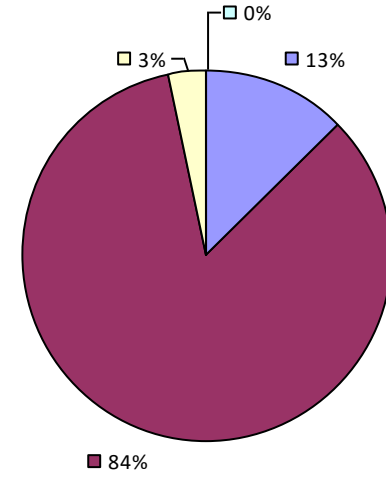
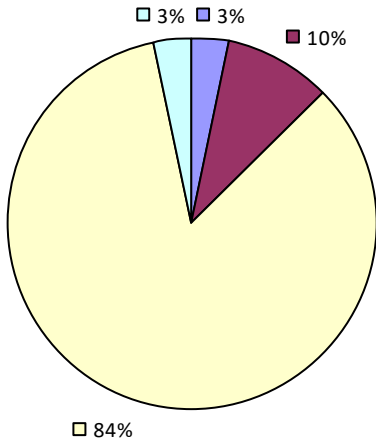
# GREEN ISLAND UFSD

## 2018-19 TEACHER EVALUATION RESULTS

Student Performance

Teacher observation results not shown due to suppression\*

Overall Rating



## 2018-19 PRINCIPAL EVALUATION RESULTS NOT SUBMITTED

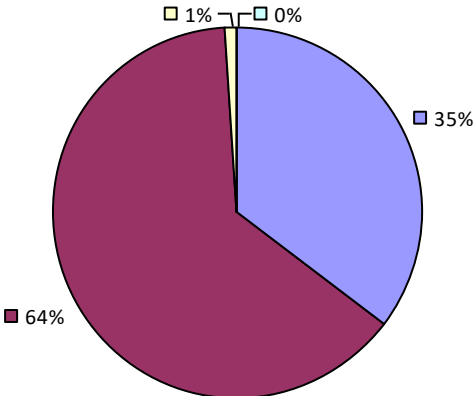
\* Data is suppressed if 100% of teachers/principals received the same rating or if the total teachers/principals in an LEA is less than five.

# GREENBURGH CSD

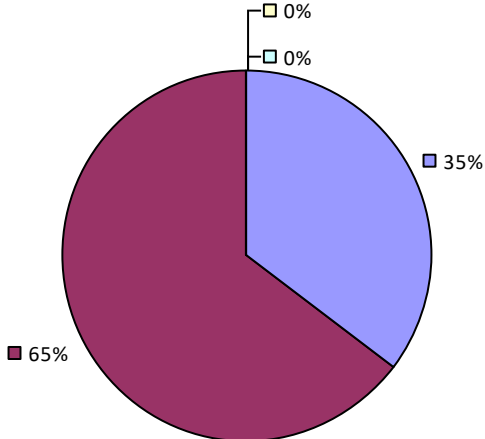
## 2018-19 TEACHER EVALUATION RESULTS

Student performance results not shown due to suppression\*

### Teacher Observation



### Overall Rating



## 2018-19 PRINCIPAL EVALUATION RESULTS NOT SHOWN DUE TO SUPPRESSION\*

\* Data is suppressed if 100% of teachers/principals received the same rating or if the total teachers/principals in an LEA is less than five.

**GREENBURGH ELEVEN UFSD**

*2018-19 TEACHER EVALUATION RESULTS NOT SHOWN DUE TO SUPPRESSION\**

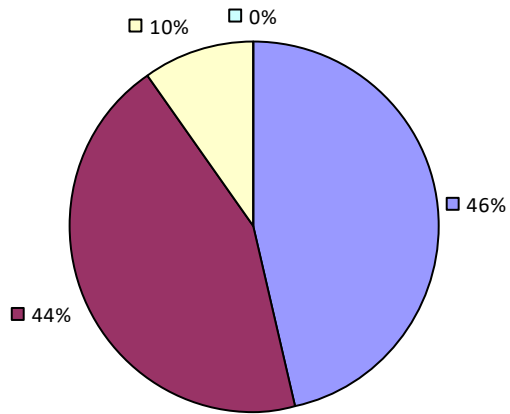
*2018-19 PRINCIPAL EVALUATION RESULTS NOT SHOWN DUE TO SUPPRESSION\**

*\* Data is suppressed if 100% of teachers/principals received the same rating or if the total teachers/principals in an LEA is less than five.*

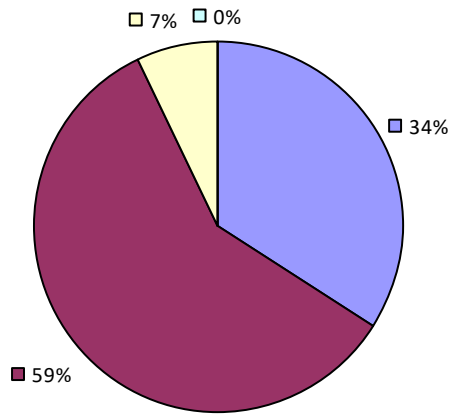
# GREENBURGH-GRAHAM UFSD

## 2018-19 TEACHER EVALUATION RESULTS

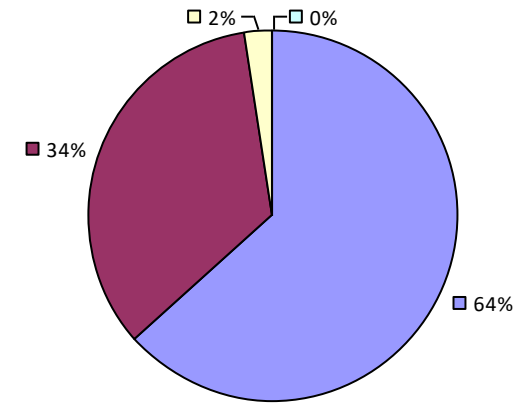
### Student Performance



### Teacher Observation



### Overall Rating

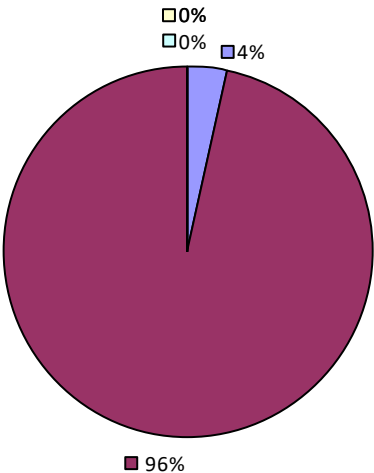


2018-19 PRINCIPAL EVALUATION RESULTS NOT SUBMITTED

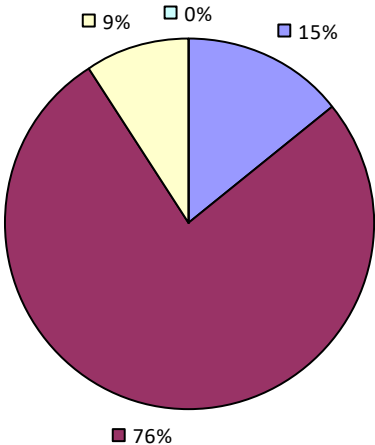
\* Data is suppressed if 100% of teachers/principals received the same rating or if the total teachers/principals in an LEA is less than five.

**GREENBURGH-NORTH CASTLE UFSD**

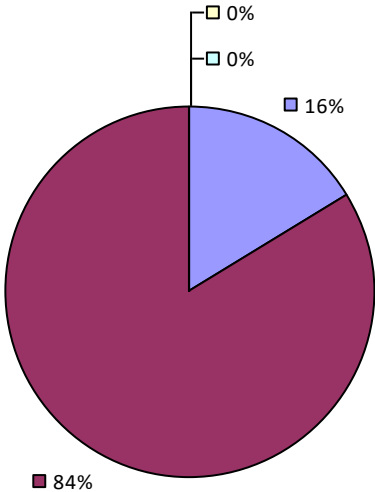
**Student Performance**



**Teacher Observation**



**Overall Rating**



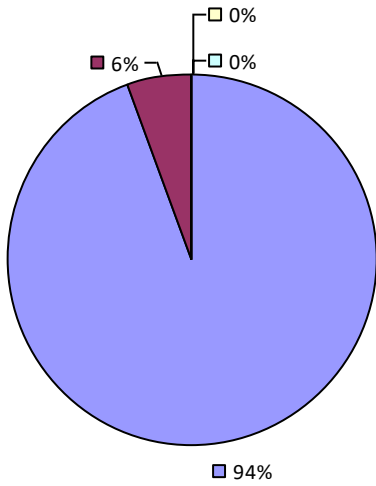
*2018-19 PRINCIPAL EVALUATION RESULTS NOT SHOWN DUE TO SUPPRESSION\**

*\* Data is suppressed if 100% of teachers/principals received the same rating or if the total teachers/principals in an LEA is less than five.*

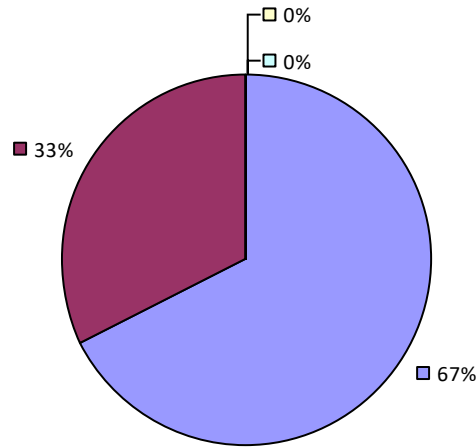
# GREENE CSD

## 2018-19 TEACHER EVALUATION RESULTS

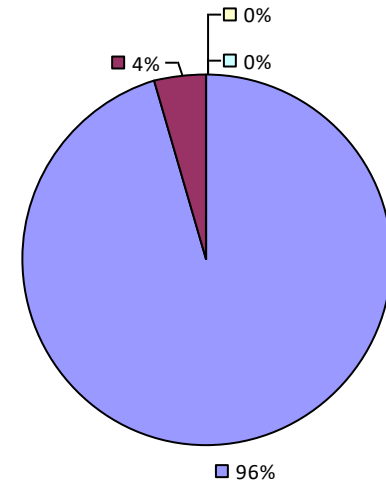
Student Performance



Teacher Observation



Overall Rating



2018-19 PRINCIPAL EVALUATION RESULTS NOT SHOWN DUE TO SUPPRESSION\*

\* Data is suppressed if 100% of teachers/principals received the same rating or if the total teachers/principals in an LEA is less than five.

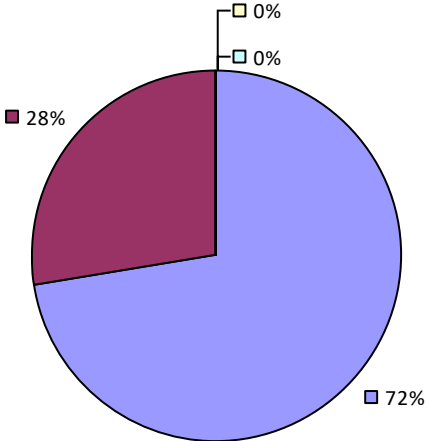
**GREENPORT UFSD**

**2018-19 TEACHER EVALUATION RESULTS**

*Student performance results not shown due to suppression\**

**Teacher Observation**

*Overall results not shown due to suppression\**



**2018-19 PRINCIPAL EVALUATION RESULTS NOT SHOWN DUE TO SUPPRESSION\***

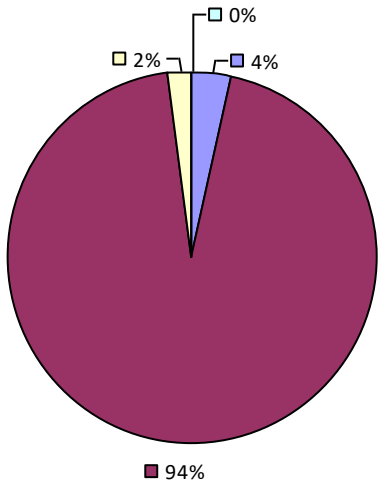
*\* Data is suppressed if 100% of teachers/principals received the same rating or if the total teachers/principals in an LEA is less than five.*



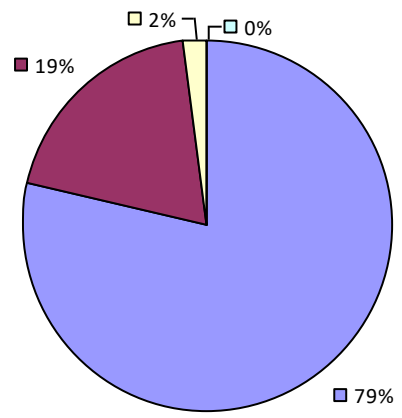
# GREENVILLE CSD

## 2018-19 TEACHER EVALUATION RESULTS

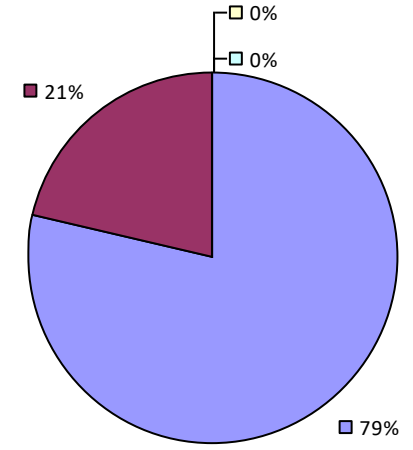
Student Performance



Teacher Observation



Overall Rating



2018-19 PRINCIPAL EVALUATION RESULTS NOT SHOWN DUE TO SUPPRESSION\*

\* Data is suppressed if 100% of teachers/principals received the same rating or if the total teachers/principals in an LEA is less than five.

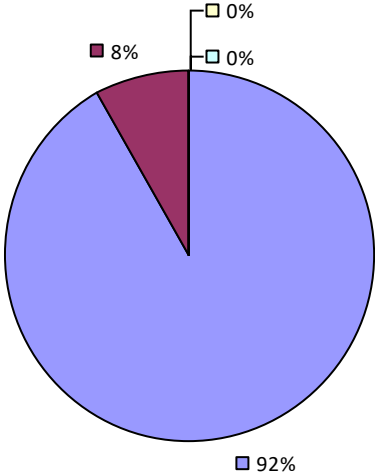
**GREENWICH CSD**

**2018-19 TEACHER EVALUATION RESULTS**

*Student performance results not shown due to suppression\**

**Teacher Observation**

*Overall results not shown due to suppression\**



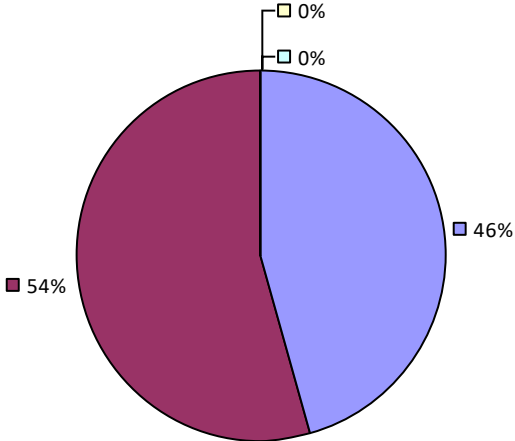
**2018-19 PRINCIPAL EVALUATION RESULTS NOT SHOWN DUE TO SUPPRESSION\***

\* Data is suppressed if 100% of teachers/principals received the same rating or if the total teachers/principals in an LEA is less than five.

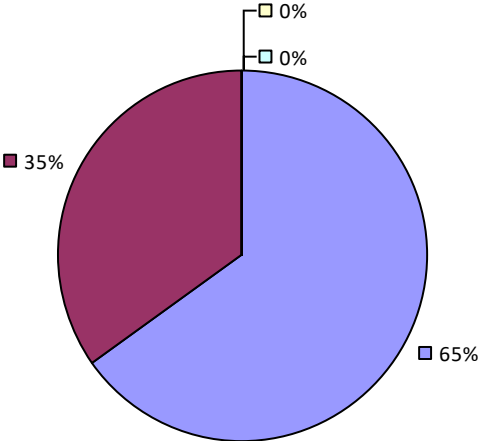
# GREENWOOD LAKE UFSD

## 2018-19 TEACHER EVALUATION RESULTS

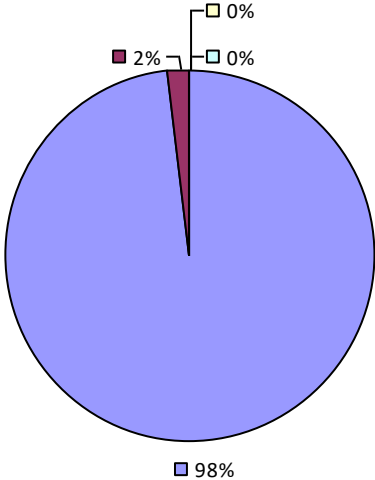
Student Performance



Teacher Observation



Overall Rating



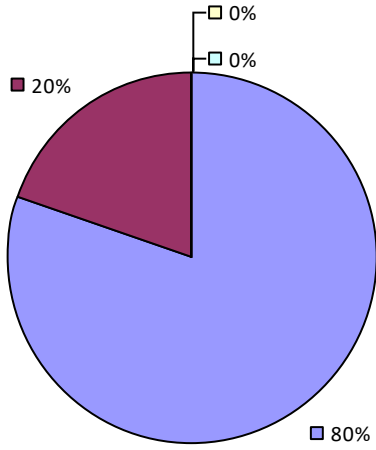
2018-19 PRINCIPAL EVALUATION RESULTS NOT SHOWN DUE TO SUPPRESSION\*

\* Data is suppressed if 100% of teachers/principals received the same rating or if the total teachers/principals in an LEA is less than five.

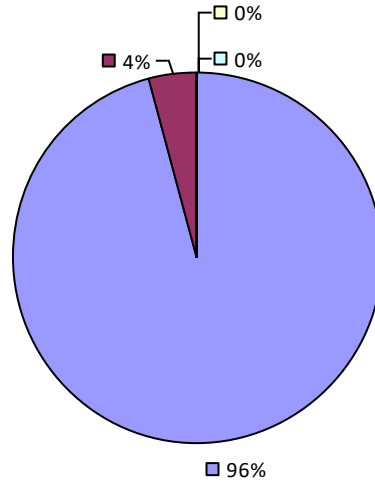
# GROTON CSD

## 2018-19 TEACHER EVALUATION RESULTS

Student Performance



Teacher Observation



Overall results not shown due to suppression\*

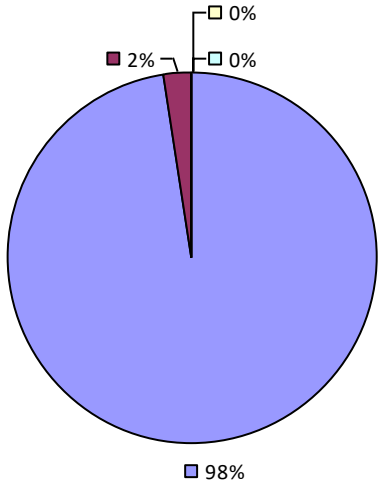
## 2018-19 PRINCIPAL EVALUATION RESULTS NOT SHOWN DUE TO SUPPRESSION\*

\* Data is suppressed if 100% of teachers/principals received the same rating or if the total teachers/principals in an LEA is less than five.

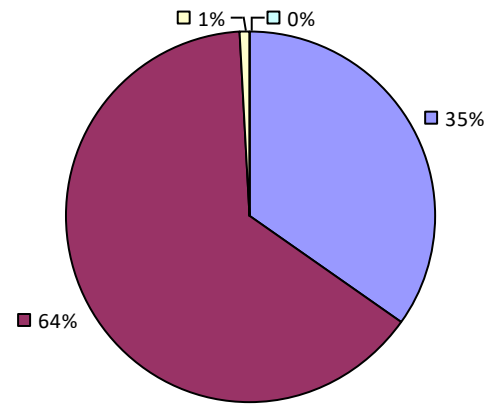
# GUILDERLAND CSD

## 2018-19 TEACHER EVALUATION RESULTS

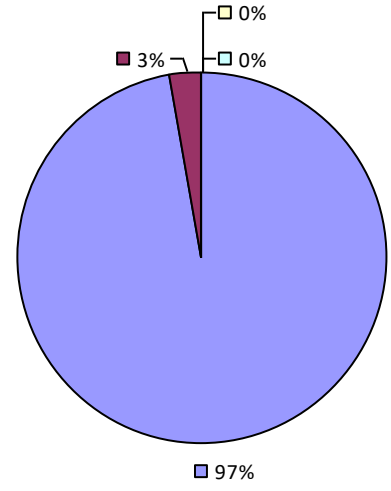
Student Performance



Teacher Observation



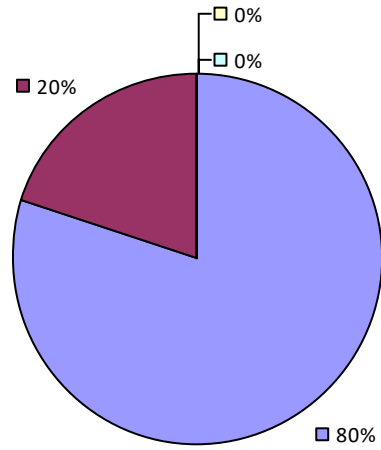
Overall Rating



## 2018-19 PRINCIPAL EVALUATION RESULTS

Student performance results not shown due to suppression\*

Principal School Visits



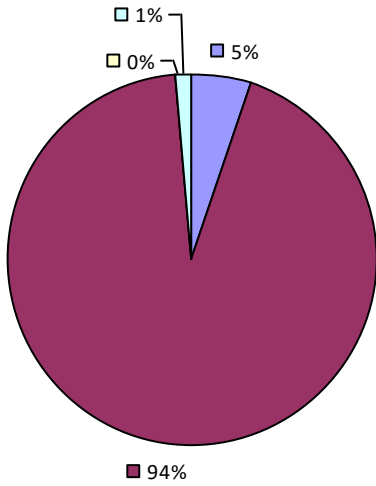
Overall results not shown due to suppression\*

\* Data is suppressed if 100% of teachers/principals received the same rating or if the total teachers/principals in an LEA is less than five.

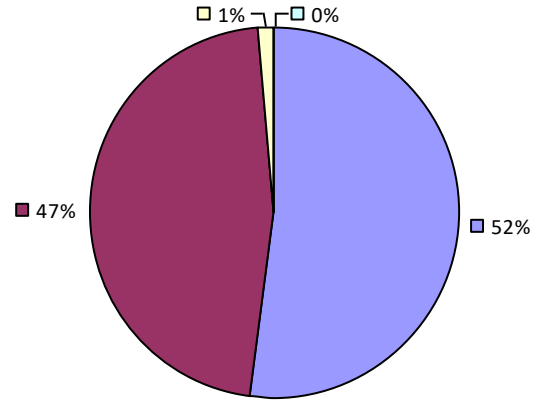
# HADLEY-LUZERNE CSD

## 2018-19 TEACHER EVALUATION RESULTS

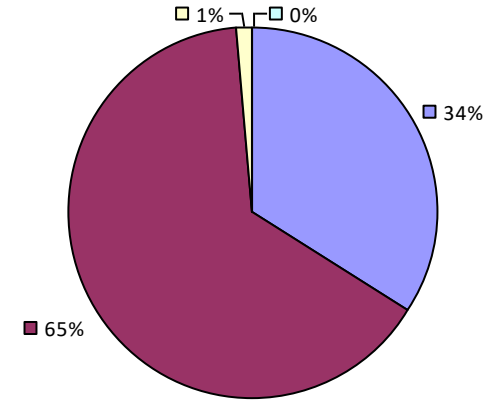
Student Performance



Teacher Observation



Overall Rating



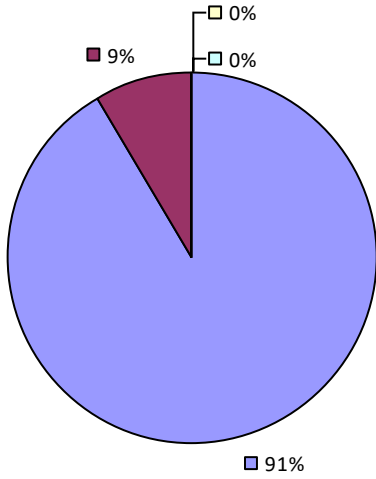
2018-19 PRINCIPAL EVALUATION RESULTS NOT SHOWN DUE TO SUPPRESSION\*

\* Data is suppressed if 100% of teachers/principals received the same rating or if the total teachers/principals in an LEA is less than five.

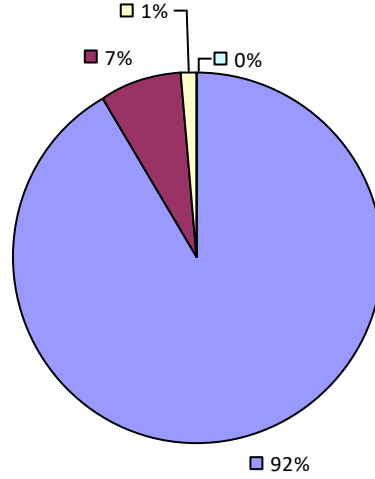
# HALDANE CSD

## 2018-19 TEACHER EVALUATION RESULTS

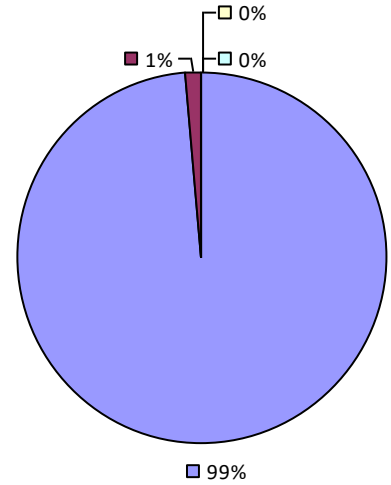
Student Performance



Teacher Observation



Overall Rating



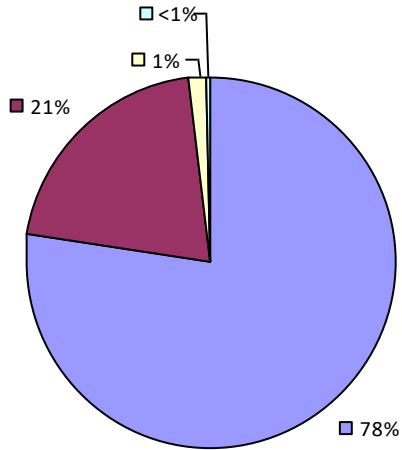
2018-19 PRINCIPAL EVALUATION RESULTS NOT SHOWN DUE TO SUPPRESSION\*

\* Data is suppressed if 100% of teachers/principals received the same rating or if the total teachers/principals in an LEA is less than five.

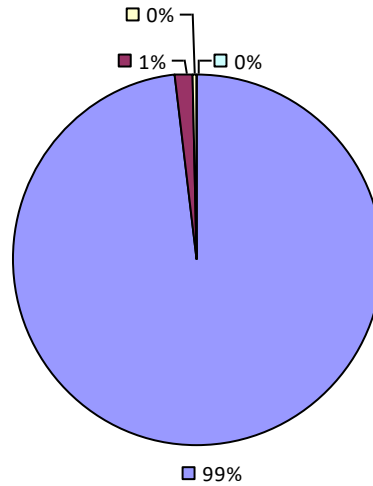
# HALF HOLLOW HILLS CSD

## 2018-19 TEACHER EVALUATION RESULTS

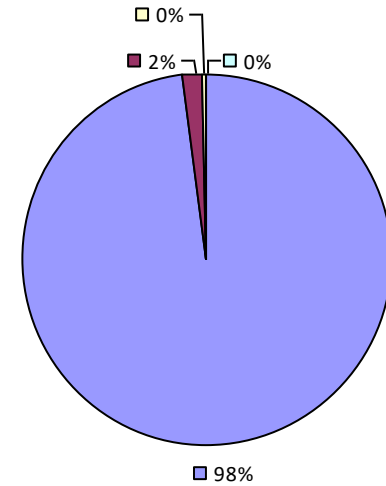
Student Performance



Teacher Observation

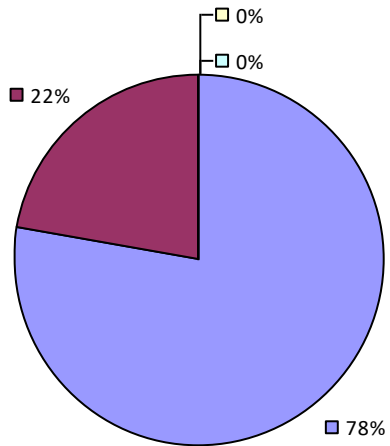


Overall Rating



## 2018-19 PRINCIPAL EVALUATION RESULTS

Student Performance



Principal school visit results not shown due to suppression\*

Overall results not shown due to suppression\*

\* Data is suppressed if 100% of teachers/principals received the same rating or if the total teachers/principals in an LEA is less than five.



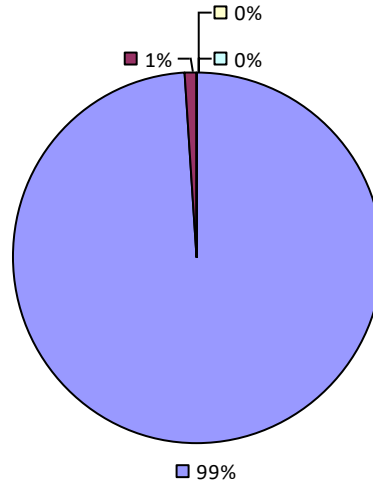
# HAMBURG CSD

## 2018-19 TEACHER EVALUATION RESULTS

Student performance results not shown due to suppression\*

### Teacher Observation

Overall results not shown due to suppression\*



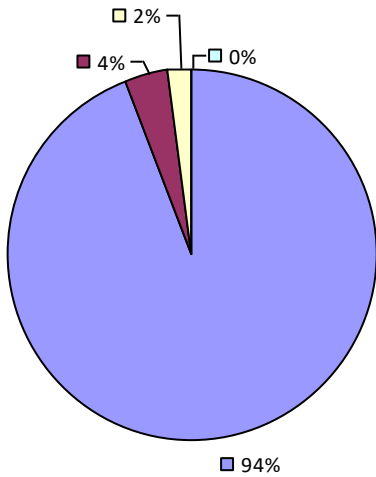
## 2018-19 PRINCIPAL EVALUATION RESULTS NOT SHOWN DUE TO SUPPRESSION\*

\* Data is suppressed if 100% of teachers/principals received the same rating or if the total teachers/principals in an LEA is less than five.

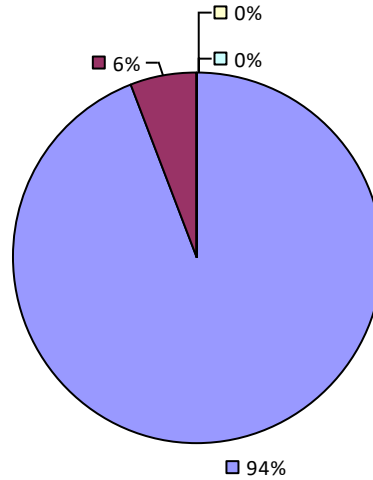
# HAMILTON CSD

## 2018-19 TEACHER EVALUATION RESULTS

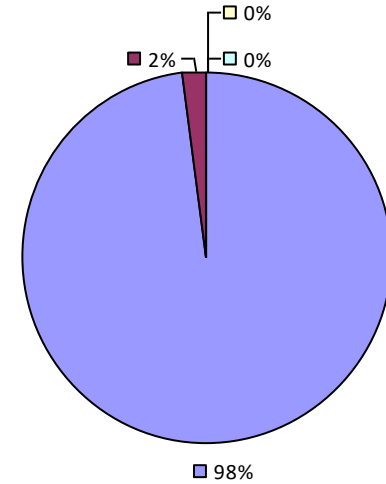
Student Performance



Teacher Observation



Overall Rating



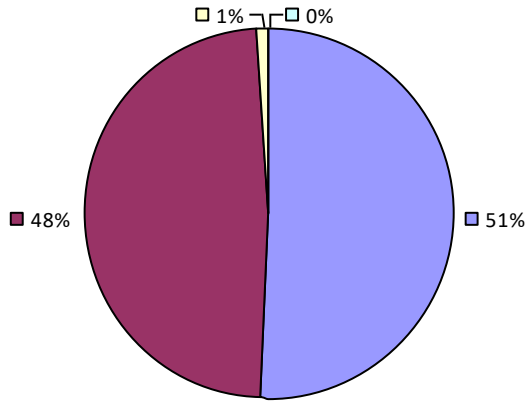
2018-19 PRINCIPAL EVALUATION RESULTS NOT SHOWN DUE TO SUPPRESSION\*

\* Data is suppressed if 100% of teachers/principals received the same rating or if the total teachers/principals in an LEA is less than five.

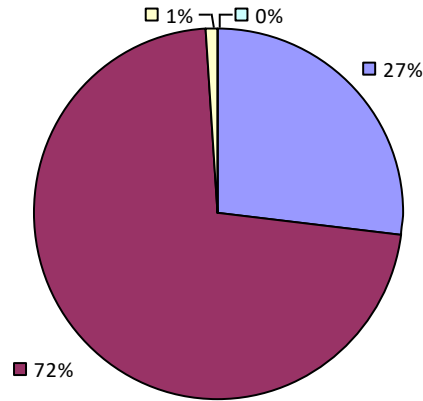
# HAMILTON-FULTON-MONTGOMERY BOCES

## 2018-19 TEACHER EVALUATION RESULTS

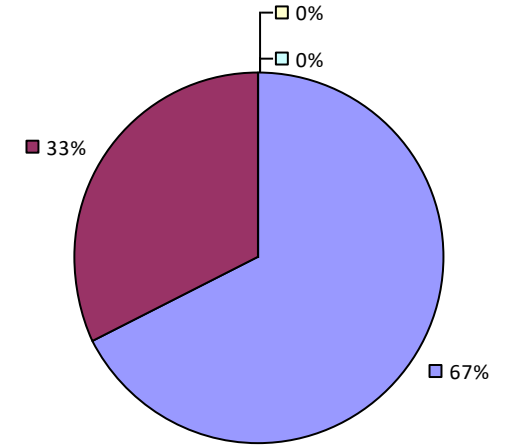
Student Performance



Teacher Observation

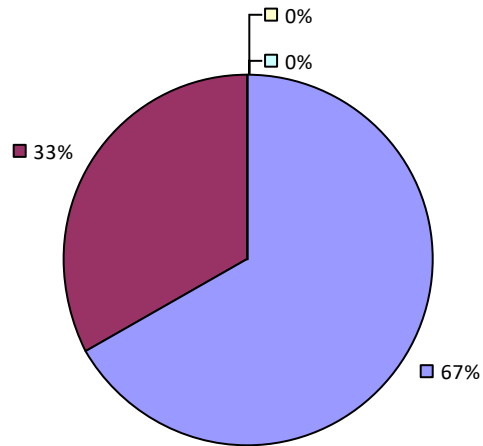


Overall Rating

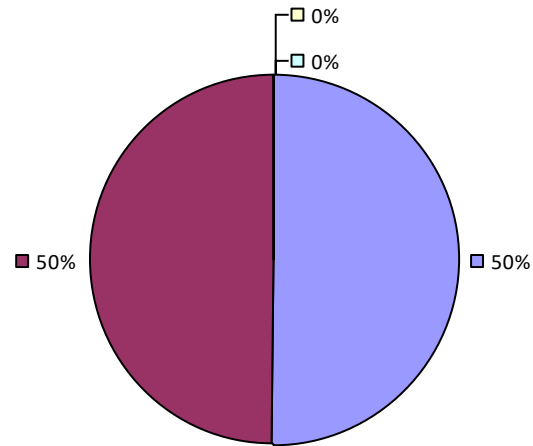


## 2018-19 PRINCIPAL EVALUATION RESULTS

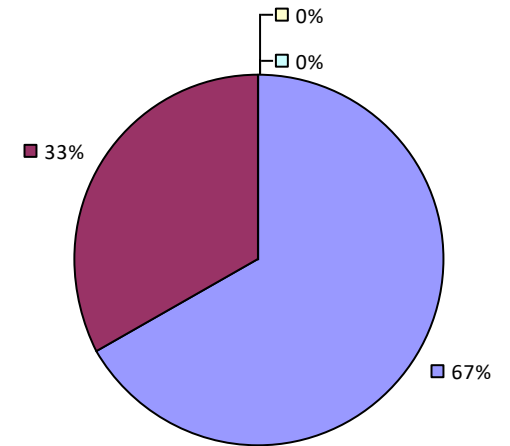
Student Performance



Principal School Visits



Overall Rating

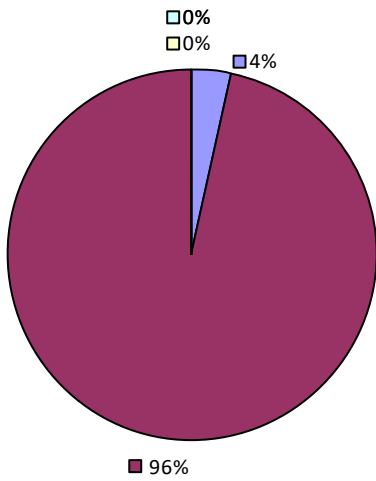


\* Data is suppressed if 100% of teachers/principals received the same rating or if the total teachers/principals in an LEA is less than five.

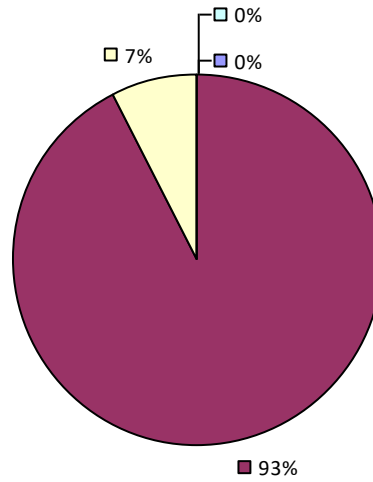
# HAMMOND CSD

## 2018-19 TEACHER EVALUATION RESULTS

Student Performance



Teacher Observation



Overall results not shown due to suppression\*

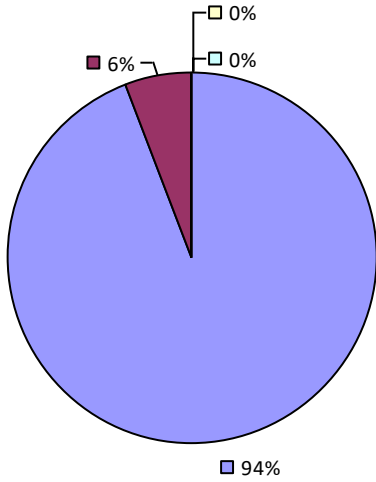
## 2018-19 PRINCIPAL EVALUATION RESULTS NOT SHOWN DUE TO SUPPRESSION\*

\* Data is suppressed if 100% of teachers/principals received the same rating or if the total teachers/principals in an LEA is less than five.

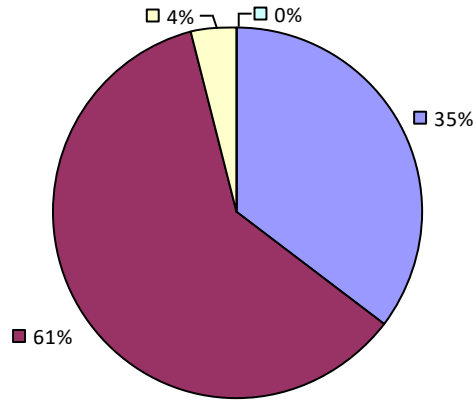
# HAMMONDSPORT CSD

## 2018-19 TEACHER EVALUATION RESULTS

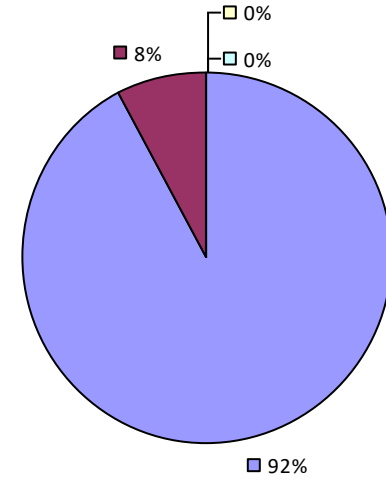
Student Performance



Teacher Observation



Overall Rating



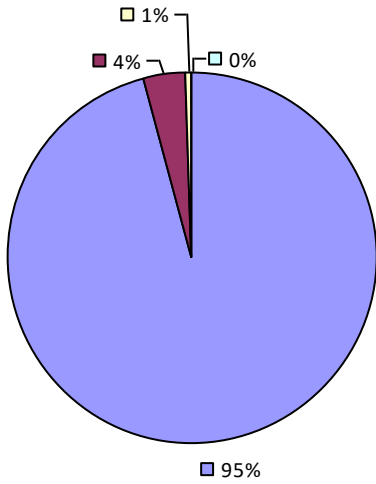
2018-19 PRINCIPAL EVALUATION RESULTS NOT SHOWN DUE TO SUPPRESSION\*

\* Data is suppressed if 100% of teachers/principals received the same rating or if the total teachers/principals in an LEA is less than five.

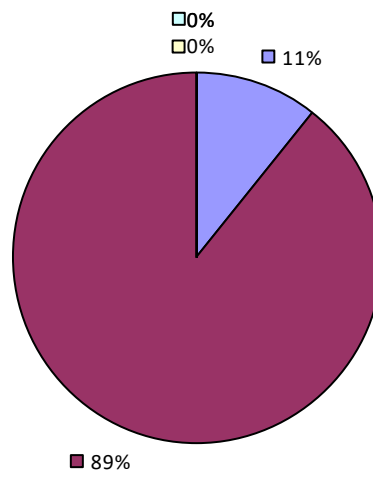
# HAMPTON BAYS UFSD

## 2018-19 TEACHER EVALUATION RESULTS

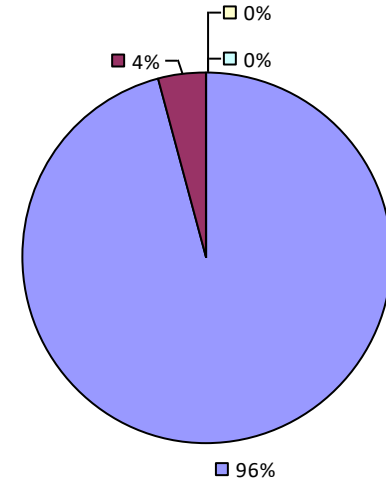
Student Performance



Teacher Observation



Overall Rating



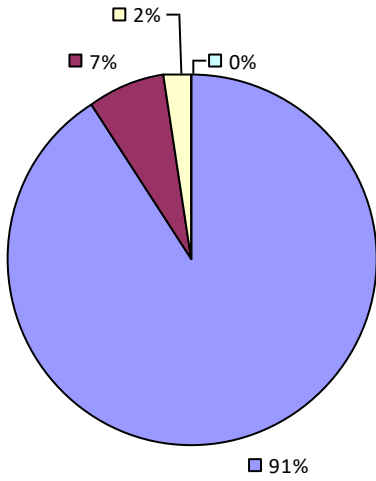
2018-19 PRINCIPAL EVALUATION RESULTS NOT SHOWN DUE TO SUPPRESSION\*

\* Data is suppressed if 100% of teachers/principals received the same rating or if the total teachers/principals in an LEA is less than five.

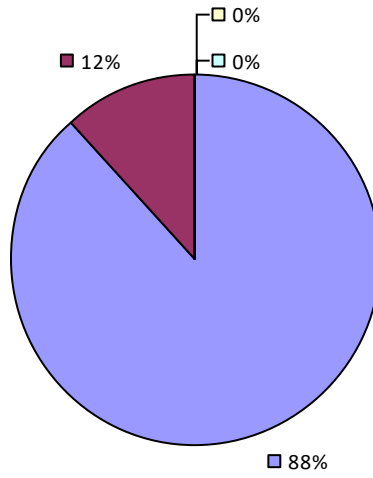
# HANCOCK CSD

## 2018-19 TEACHER EVALUATION RESULTS

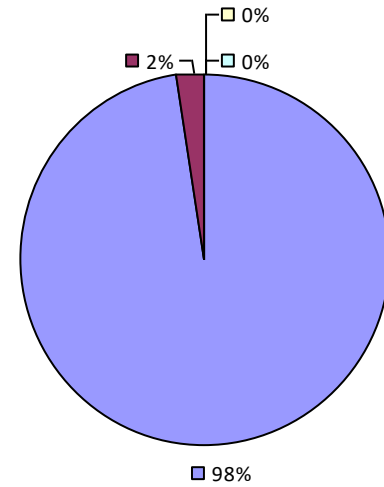
Student Performance



Teacher Observation



Overall Rating



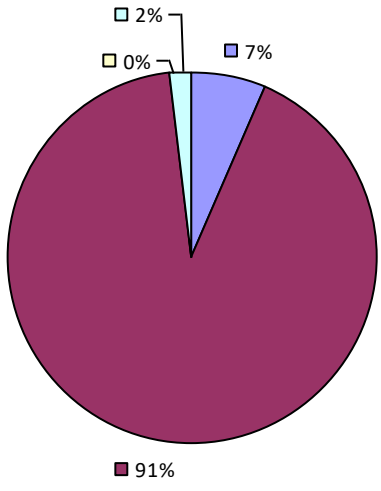
2018-19 PRINCIPAL EVALUATION RESULTS NOT SHOWN DUE TO SUPPRESSION\*

\* Data is suppressed if 100% of teachers/principals received the same rating or if the total teachers/principals in an LEA is less than five.

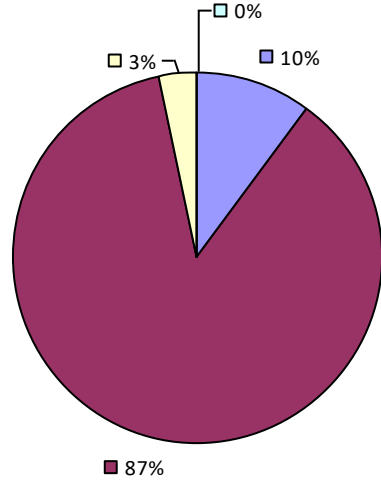
# HANNIBAL CSD

## 2018-19 TEACHER EVALUATION RESULTS

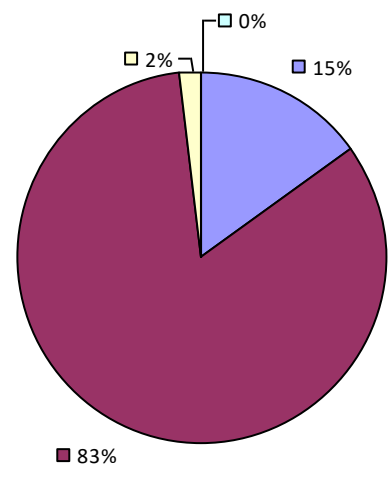
Student Performance



Teacher Observation



Overall Rating



2018-19 PRINCIPAL EVALUATION RESULTS NOT SHOWN DUE TO SUPPRESSION\*

\* Data is suppressed if 100% of teachers/principals received the same rating or if the total teachers/principals in an LEA is less than five.

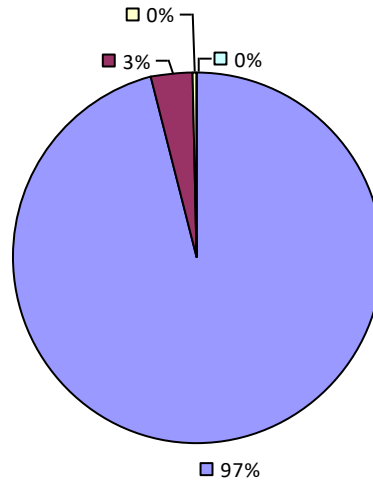


# HARBORFIELDS CSD

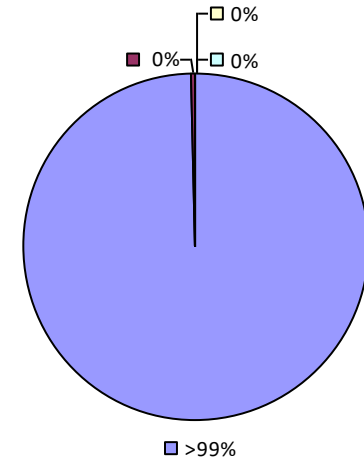
## 2018-19 TEACHER EVALUATION RESULTS

Student performance results not shown due to suppression\*

### Teacher Observation



### Overall Rating



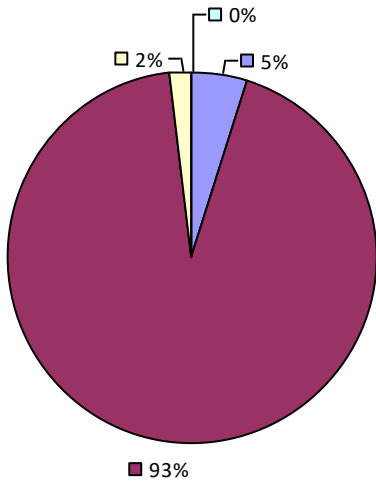
## 2018-19 PRINCIPAL EVALUATION RESULTS NOT SHOWN DUE TO SUPPRESSION\*

\* Data is suppressed if 100% of teachers/principals received the same rating or if the total teachers/principals in an LEA is less than five.

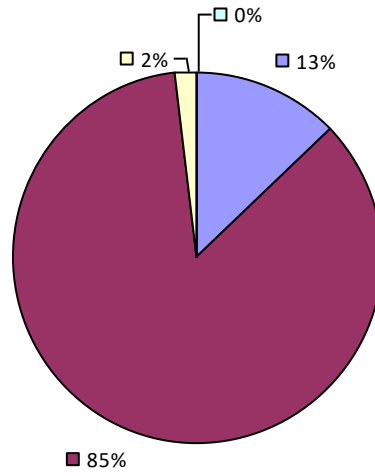
# HARPURSVILLE CSD

## 2018-19 TEACHER EVALUATION RESULTS

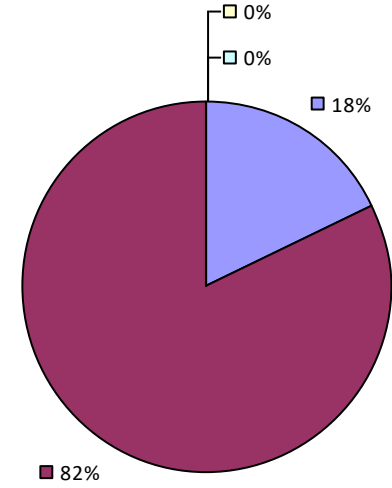
### Student Performance



### Teacher Observation



### Overall Rating



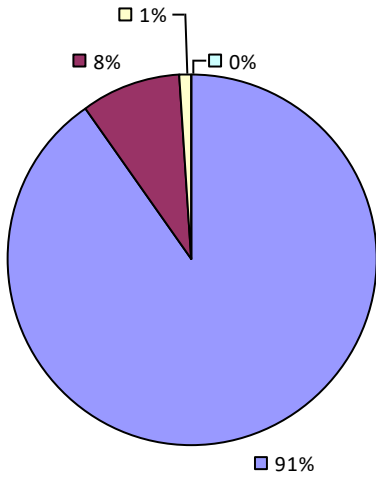
2018-19 PRINCIPAL EVALUATION RESULTS NOT SHOWN DUE TO SUPPRESSION\*

\* Data is suppressed if 100% of teachers/principals received the same rating or if the total teachers/principals in an LEA is less than five.

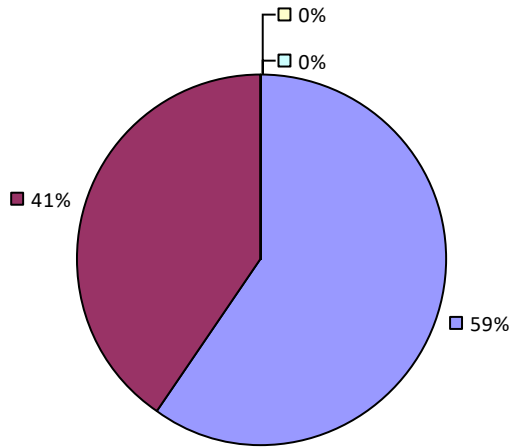
# HARRISON CSD

## 2018-19 TEACHER EVALUATION RESULTS

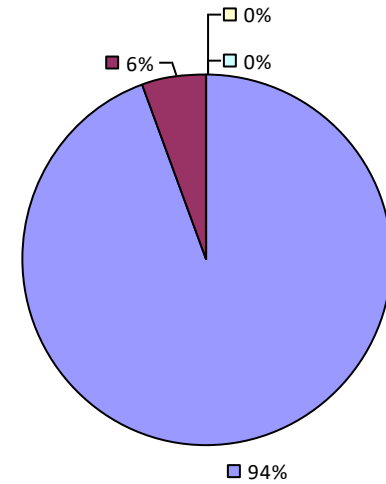
### Student Performance



### Teacher Observation

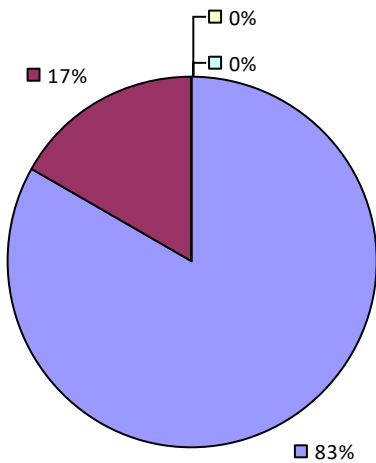


### Overall Rating



## 2018-19 PRINCIPAL EVALUATION RESULTS

### Student Performance



Principal school visit results not shown due to suppression\*

Overall results not shown due to suppression\*

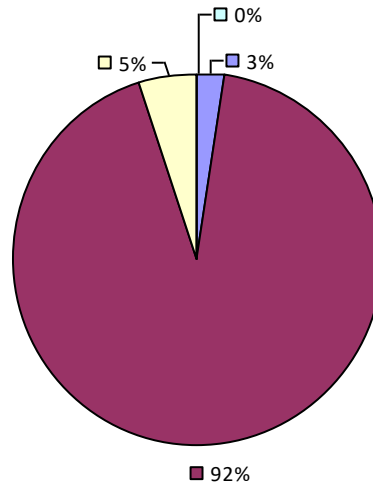
\* Data is suppressed if 100% of teachers/principals received the same rating or if the total teachers/principals in an LEA is less than five.

# HARRISVILLE CSD

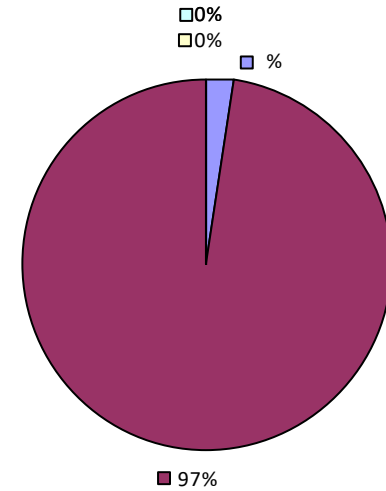
## 2018-19 TEACHER EVALUATION RESULTS

Student performance results not shown due to suppression\*

### Teacher Observation



### Overall Rating



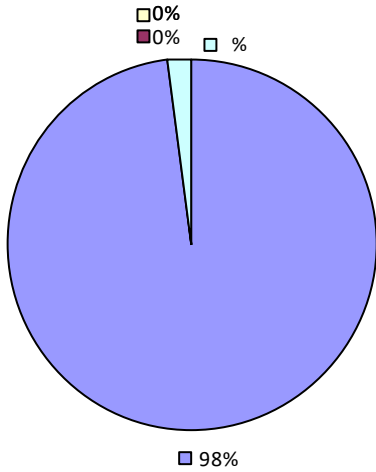
## 2018-19 PRINCIPAL EVALUATION RESULTS NOT SHOWN DUE TO SUPPRESSION\*

\* Data is suppressed if 100% of teachers/principals received the same rating or if the total teachers/principals in an LEA is less than five.

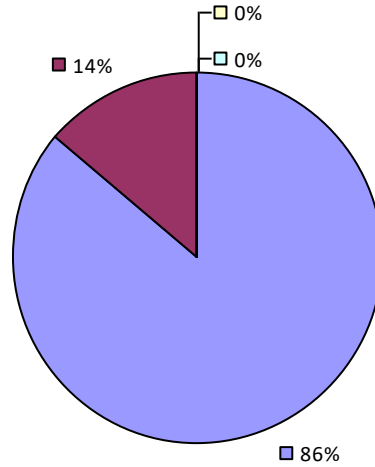
# HARTFORD CSD

## 2018-19 TEACHER EVALUATION RESULTS

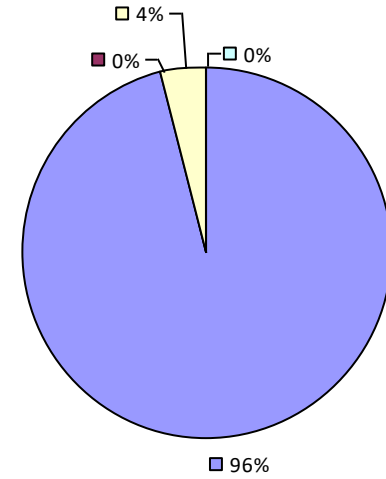
### Student Performance



### Teacher Observation



### Overall Rating



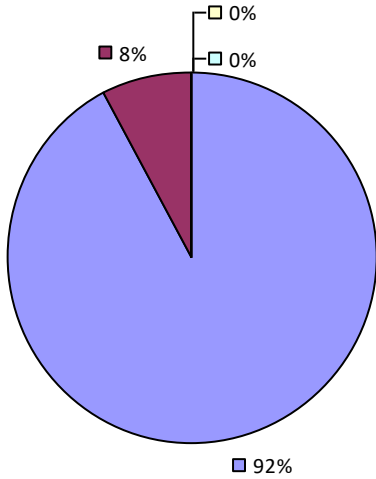
2018-19 PRINCIPAL EVALUATION RESULTS NOT SHOWN DUE TO SUPPRESSION\*

\* Data is suppressed if 100% of teachers/principals received the same rating or if the total teachers/principals in an LEA is less than five.

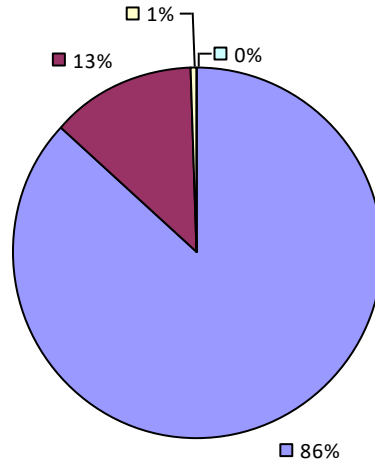
# HASTINGS-ON-HUDSON UFSD

## 2018-19 TEACHER EVALUATION RESULTS

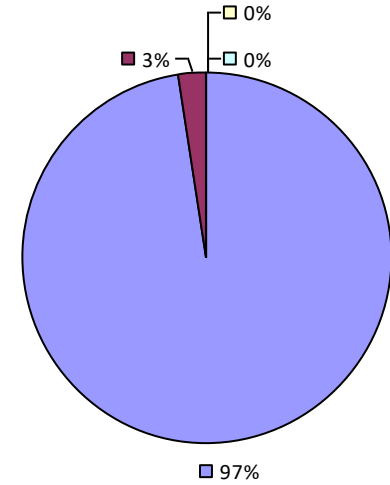
Student Performance



Teacher Observation



Overall Rating



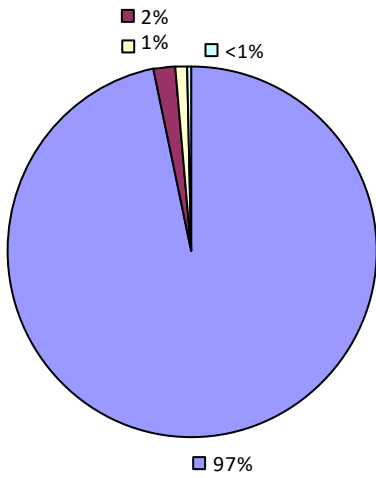
2018-19 PRINCIPAL EVALUATION RESULTS NOT SUBMITTED

\* Data is suppressed if 100% of teachers/principals received the same rating or if the total teachers/principals in an LEA is less than five.

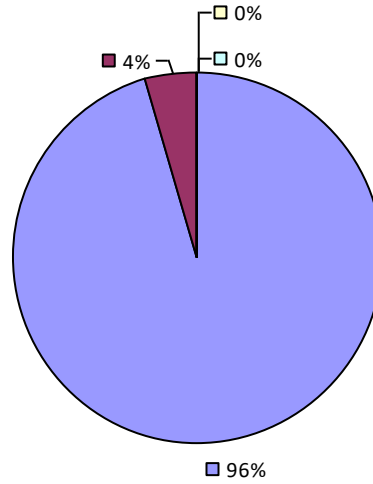
# HAUPPAUGE UFSD

## 2018-19 TEACHER EVALUATION RESULTS

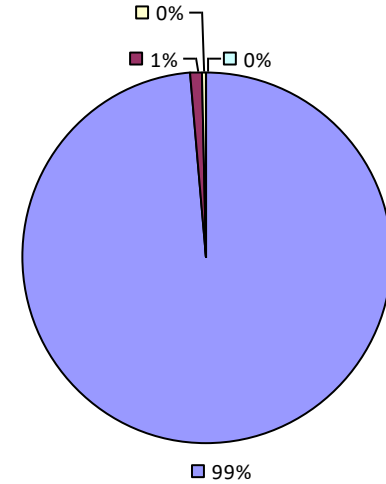
### Student Performance



### Teacher Observation



### Overall Rating



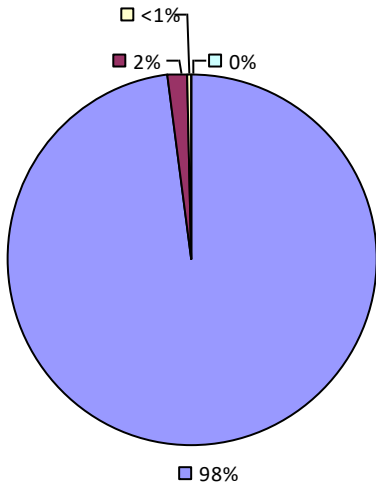
2018-19 PRINCIPAL EVALUATION RESULTS NOT SHOWN DUE TO SUPPRESSION\*

\* Data is suppressed if 100% of teachers/principals received the same rating or if the total teachers/principals in an LEA is less than five.

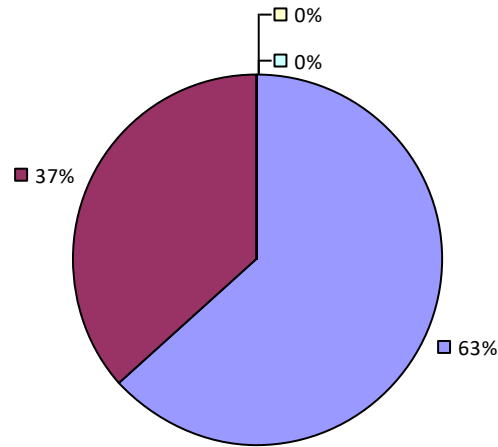
# HAVERSTRAW-STONY POINT CSD (NORTH RO)

## 2018-19 TEACHER EVALUATION RESULTS

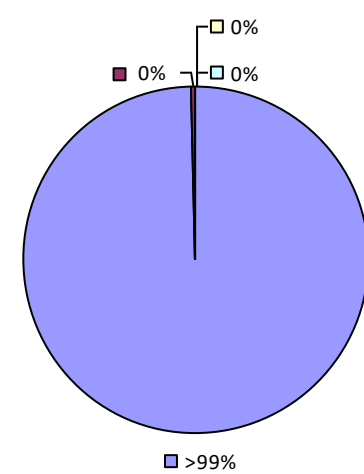
Student Performance



Teacher Observation

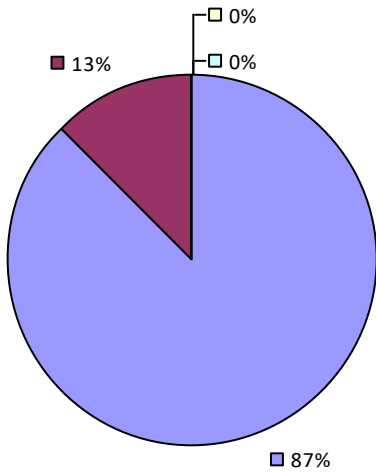


Overall Rating

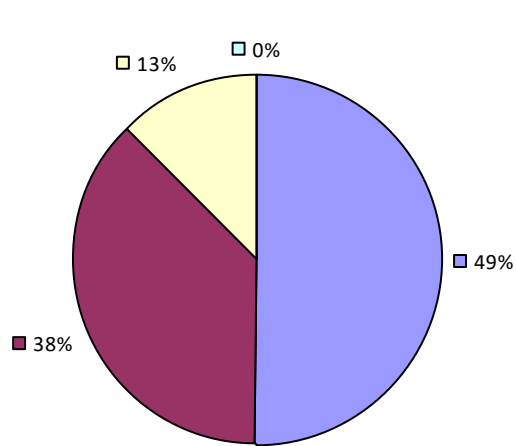


## 2018-19 PRINCIPAL EVALUATION RESULTS

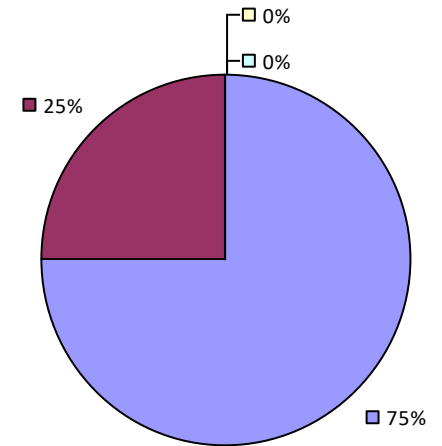
Student Performance



Principal School Visits



Overall Rating



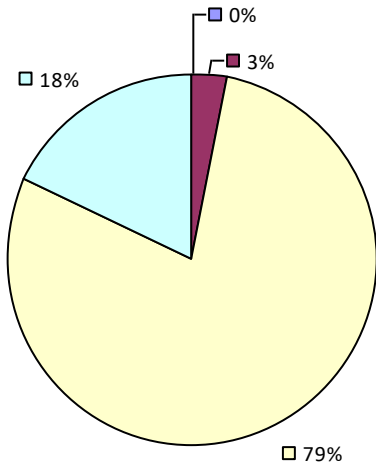
\* Data is suppressed if 100% of teachers/principals received the same rating or if the total teachers/principals in an LEA is less than five.



# HAWTHORNE-CEDAR KNOLLS UFSD

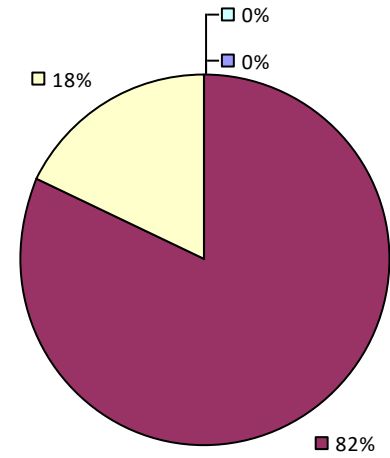
## 2018-19 TEACHER EVALUATION RESULTS

Student Performance



Teacher observation results not shown due to suppression\*

Overall Rating



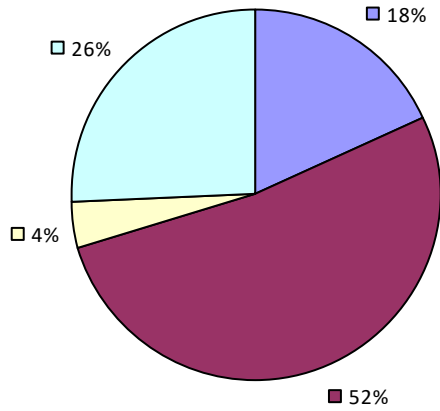
## 2018-19 PRINCIPAL EVALUATION RESULTS NOT SHOWN DUE TO SUPPRESSION\*

\* Data is suppressed if 100% of teachers/principals received the same rating or if the total teachers/principals in an LEA is less than five.

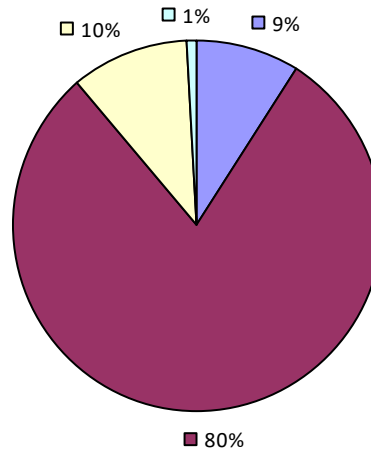
# HEMPSTEAD UFSD

## 2018-19 TEACHER EVALUATION RESULTS

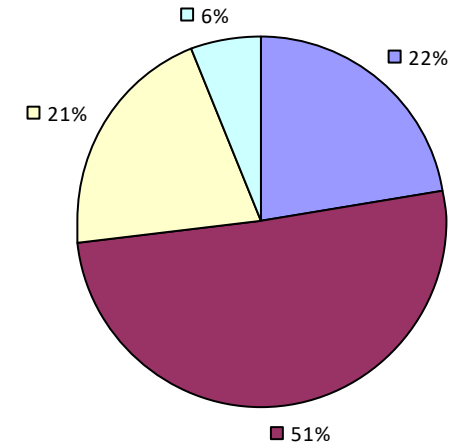
Student Performance



Teacher Observation

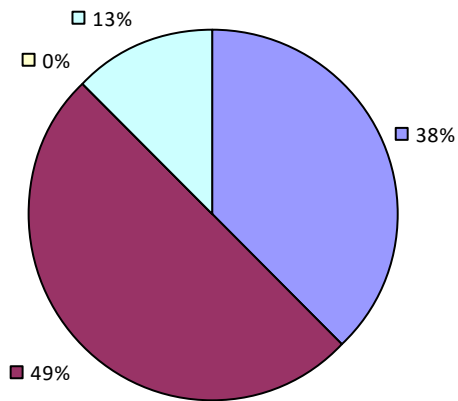


Overall Rating

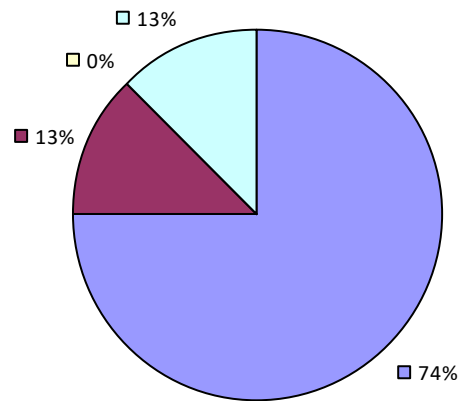


## 2018-19 PRINCIPAL EVALUATION RESULTS

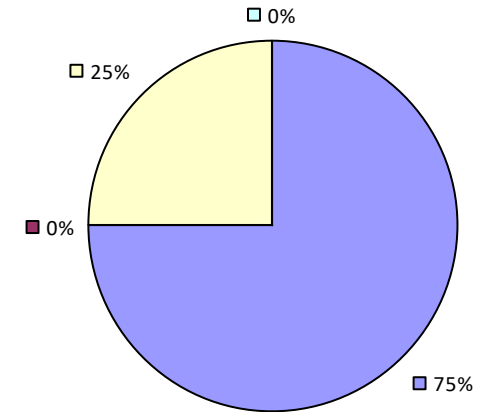
Student Performance



Principal School Visits



Overall Rating



\* Data is suppressed if 100% of teachers/principals received the same rating or if the total teachers/principals in an LEA is less than five.

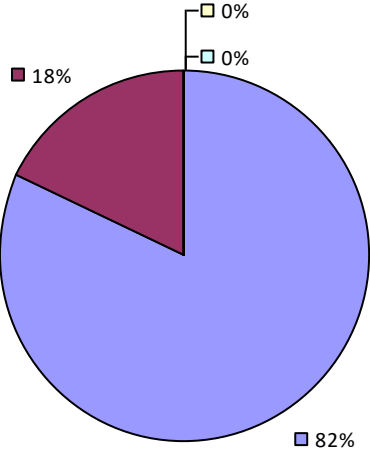
# HENDRICK HUDSON CSD

## 2018-19 TEACHER EVALUATION RESULTS

Student performance results not shown due to suppression\*

### Teacher Observation

Overall results not shown due to suppression\*



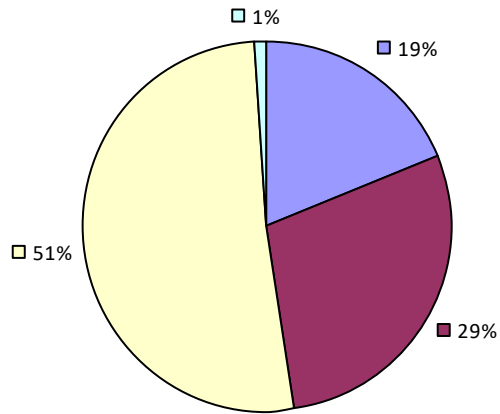
## 2018-19 PRINCIPAL EVALUATION RESULTS NOT SHOWN DUE TO SUPPRESSION\*

\* Data is suppressed if 100% of teachers/principals received the same rating or if the total teachers/principals in an LEA is less than five.

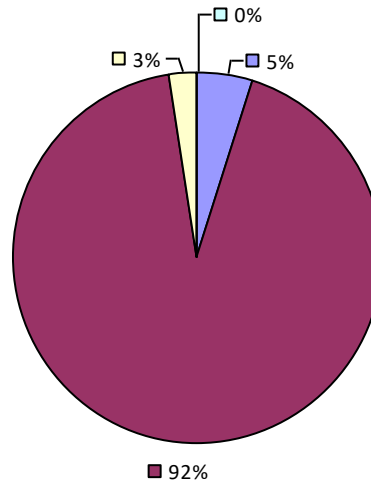
# HERK-FULTON-HAMILTON-OTSEGO BOCES

## 2018-19 TEACHER EVALUATION RESULTS

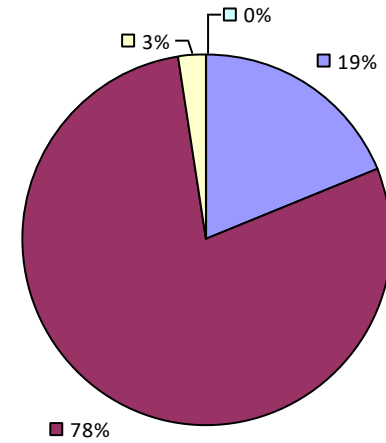
Student Performance



Teacher Observation



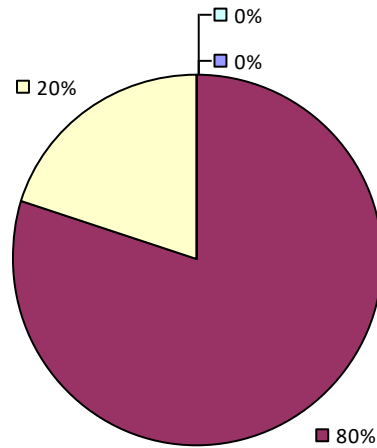
Overall Rating



## 2018-19 PRINCIPAL EVALUATION RESULTS

Student performance results not shown due to suppression\*

Principal School Visits



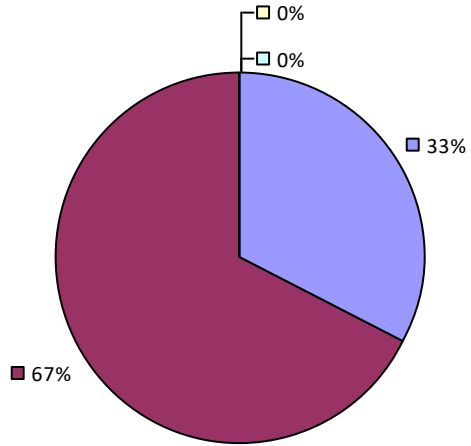
Overall results not shown due to suppression\*

\* Data is suppressed if 100% of teachers/principals received the same rating or if the total teachers/principals in an LEA is less than five.

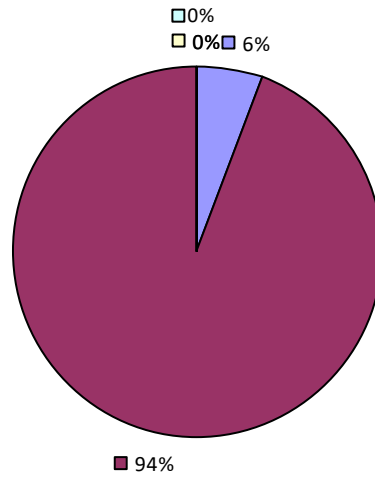
# HERKIMER CSD

## 2018-19 TEACHER EVALUATION RESULTS

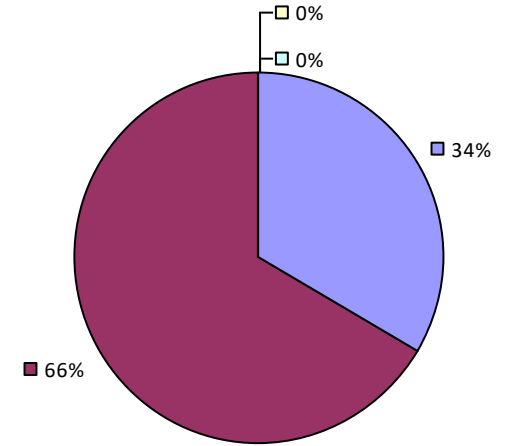
### Student Performance



### Teacher Observation



### Overall Rating



2018-19 PRINCIPAL EVALUATION RESULTS NOT SHOWN DUE TO SUPPRESSION\*

\* Data is suppressed if 100% of teachers/principals received the same rating or if the total teachers/principals in an LEA is less than five.

**HERMON-DEKALB CSD**

*2018-19 TEACHER EVALUATION RESULTS NOT SHOWN DUE TO SUPPRESSION\**

*2018-19 PRINCIPAL EVALUATION RESULTS NOT SHOWN DUE TO SUPPRESSION\**

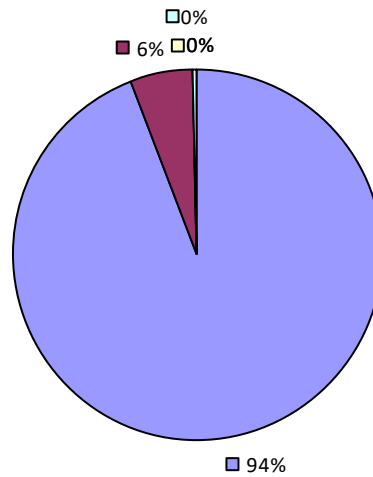
*\* Data is suppressed if 100% of teachers/principals received the same rating or if the total teachers/principals in an LEA is less than five.*

# HERRICKS UFSD

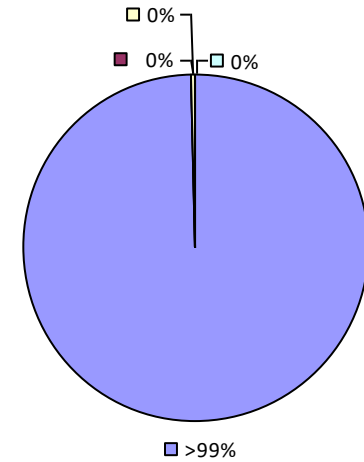
## 2018-19 TEACHER EVALUATION RESULTS

Student performance results not shown due to suppression\*

### Teacher Observation



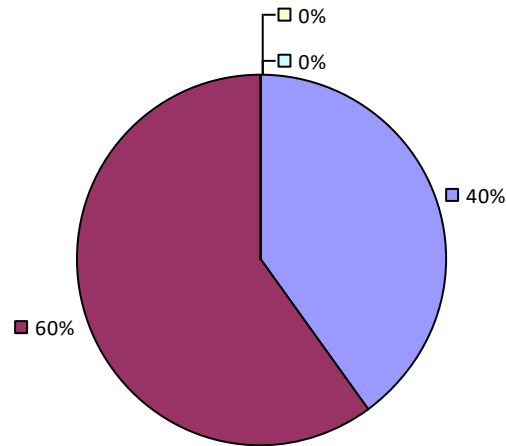
### Overall Rating



## 2018-19 PRINCIPAL EVALUATION RESULTS

Student performance results not shown due to suppression\*

### Principal School Visits



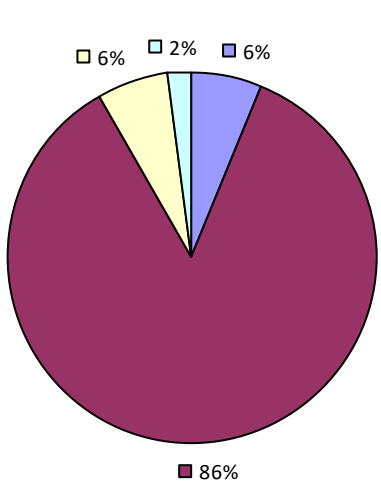
Overall results not shown due to suppression\*

\* Data is suppressed if 100% of teachers/principals received the same rating or if the total teachers/principals in an LEA is less than five.

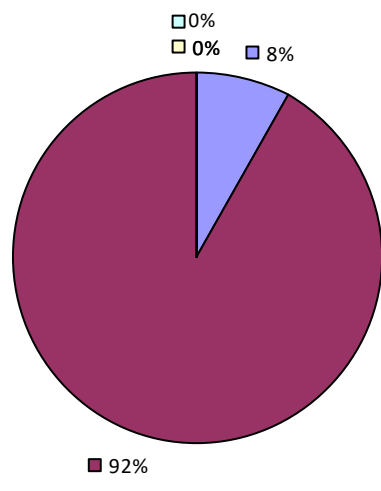
# HEUVELTON CSD

## 2018-19 TEACHER EVALUATION RESULTS

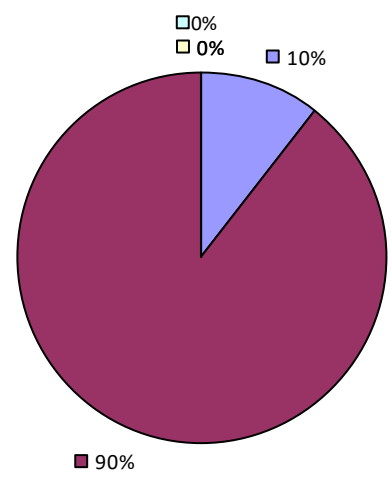
Student Performance



Teacher Observation



Overall Rating



2018-19 PRINCIPAL EVALUATION RESULTS NOT SHOWN DUE TO SUPPRESSION\*

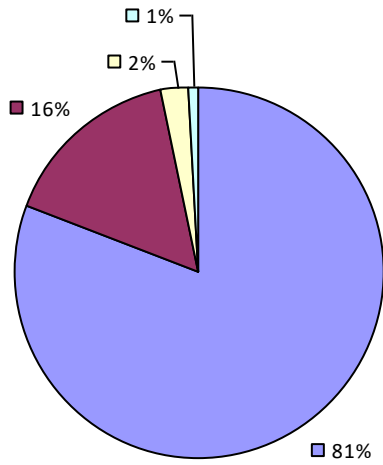
\* Data is suppressed if 100% of teachers/principals received the same rating or if the total teachers/principals in an LEA is less than five.



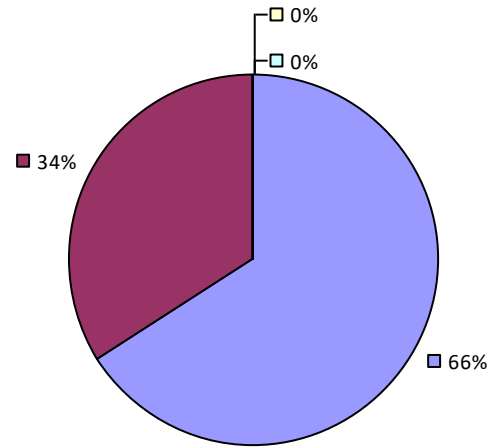
# HEWLETT-WOODMERE UFSD

## 2018-19 TEACHER EVALUATION RESULTS

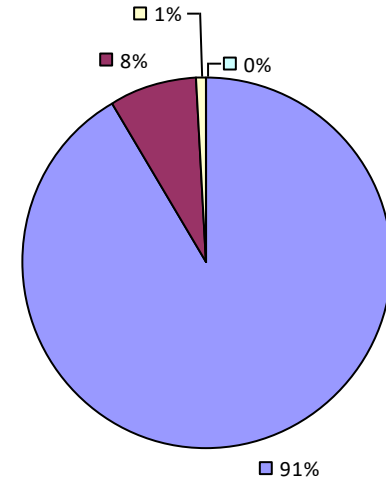
### Student Performance



### Teacher Observation



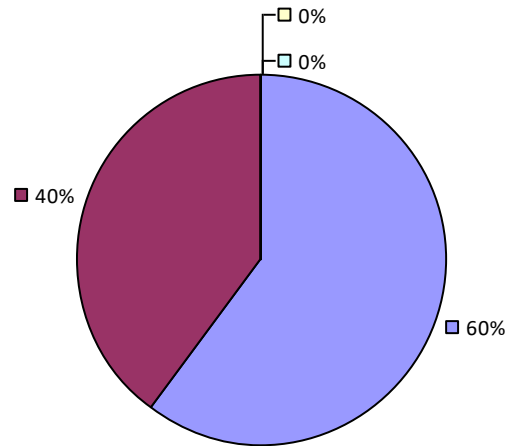
### Overall Rating



## 2018-19 PRINCIPAL EVALUATION RESULTS

Student performance results not shown due to suppression\*

### Principal School Visits



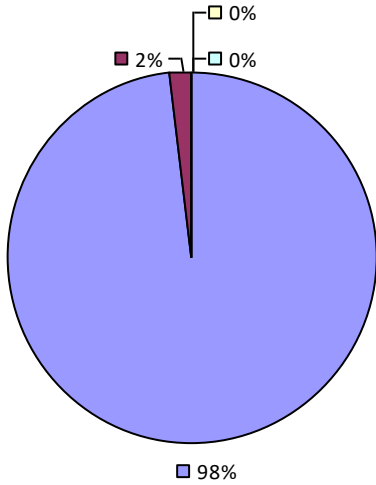
Overall results not shown due to suppression\*

\* Data is suppressed if 100% of teachers/principals received the same rating or if the total teachers/principals in an LEA is less than five.

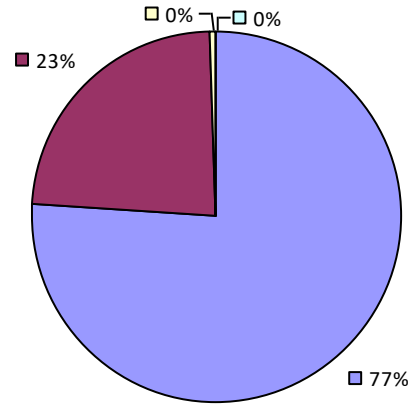
# HICKSVILLE UFSD

## 2018-19 TEACHER EVALUATION RESULTS

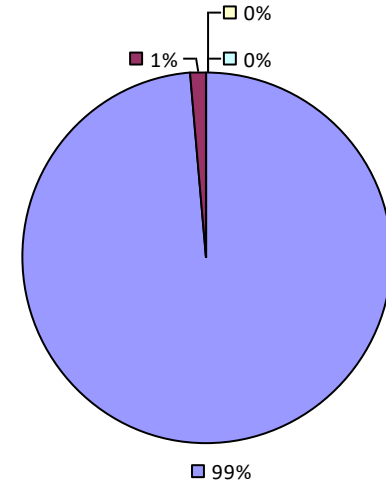
### Student Performance



### Teacher Observation

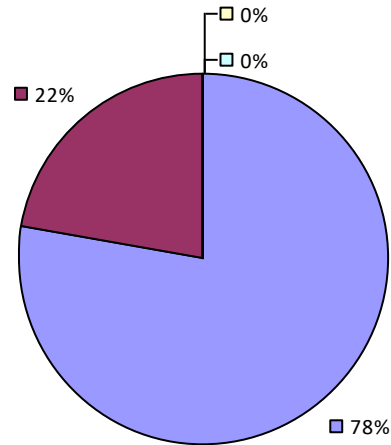


### Overall Rating



Student performance results not shown due to suppression\*

### Principal School Visits



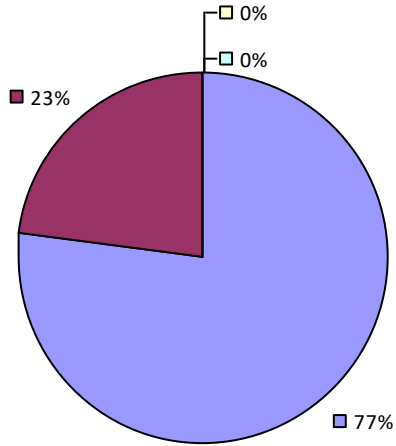
Overall results not shown due to suppression\*

\* Data is suppressed if 100% of teachers/principals received the same rating or if the total teachers/principals in an LEA is less than five.

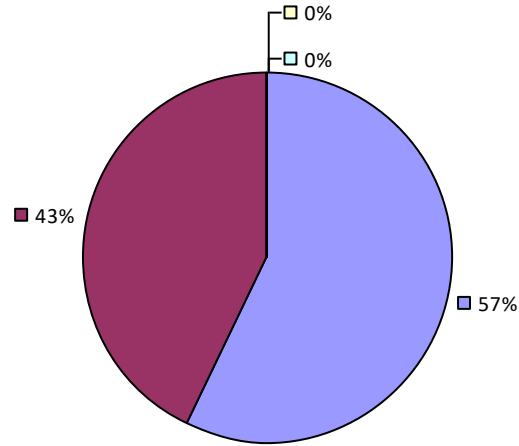
# HIGHLAND CSD

## 2018-19 TEACHER EVALUATION RESULTS

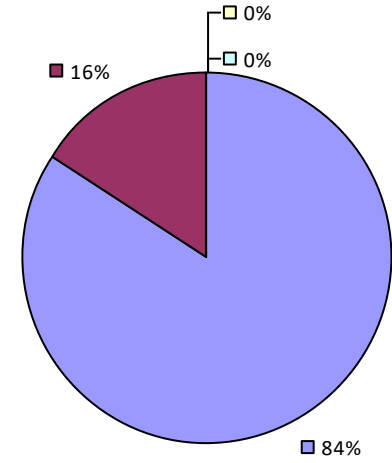
### Student Performance



### Teacher Observation



### Overall Rating



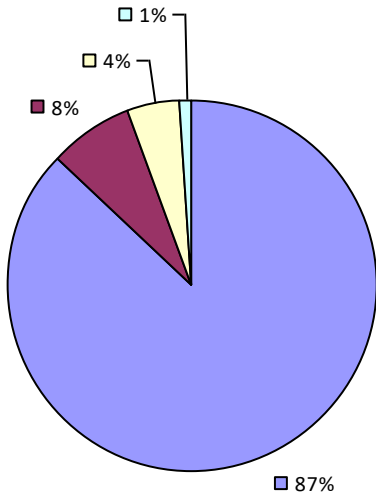
2018-19 PRINCIPAL EVALUATION RESULTS NOT SHOWN DUE TO SUPPRESSION\*

\* Data is suppressed if 100% of teachers/principals received the same rating or if the total teachers/principals in an LEA is less than five.

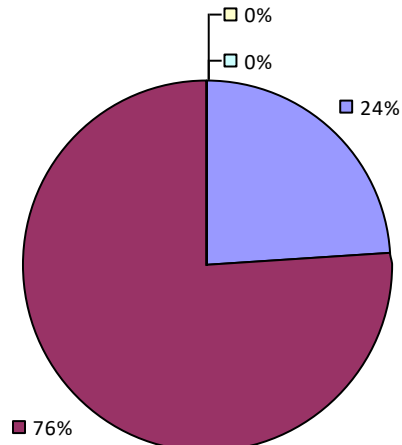
# HIGHLAND FALLS CSD

## 2018-19 TEACHER EVALUATION RESULTS

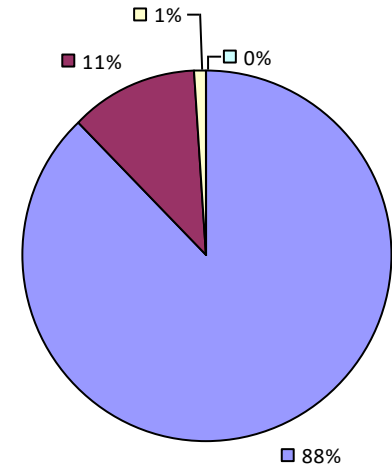
Student Performance



Teacher Observation



Overall Rating



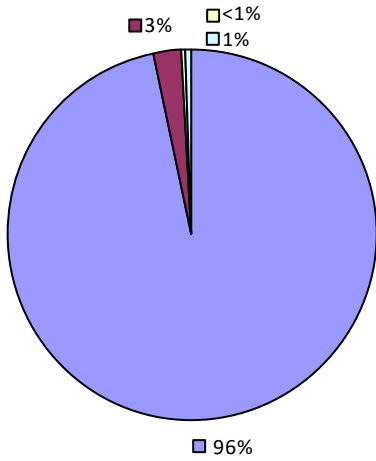
2018-19 PRINCIPAL EVALUATION RESULTS NOT SHOWN DUE TO SUPPRESSION\*

\* Data is suppressed if 100% of teachers/principals received the same rating or if the total teachers/principals in an LEA is less than five.

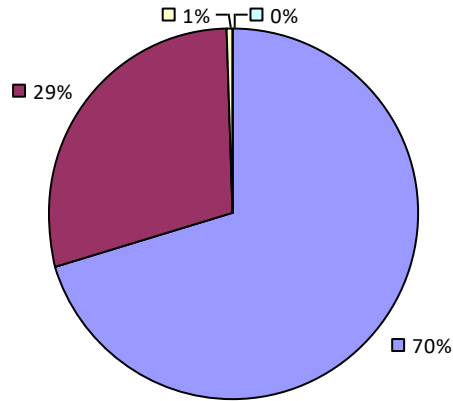
# HILTON CSD

## 2018-19 TEACHER EVALUATION RESULTS

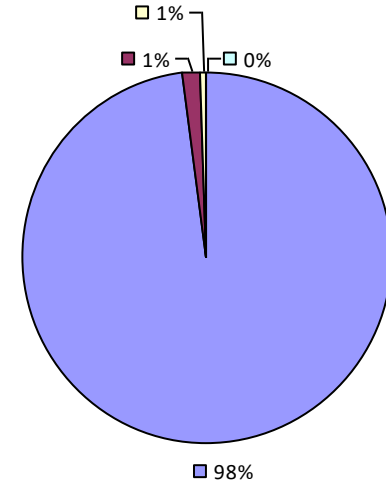
### Student Performance



### Teacher Observation



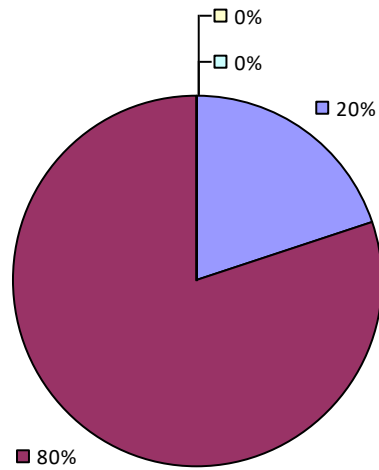
### Overall Rating



## 2018-19 PRINCIPAL EVALUATION RESULTS

Student performance results not shown due to suppression\*

### Principal School Visits



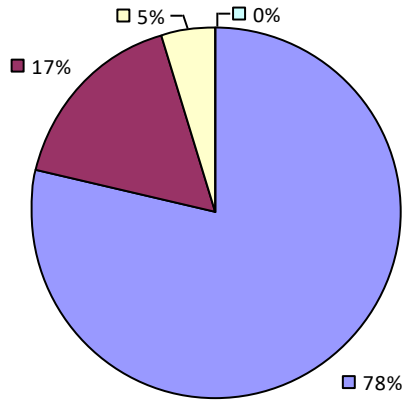
Overall results not shown due to suppression\*

\* Data is suppressed if 100% of teachers/principals received the same rating or if the total teachers/principals in an LEA is less than five.

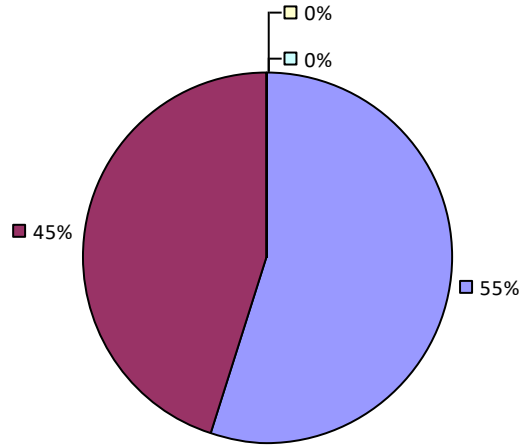
# HINSDALE CSD

## 2018-19 TEACHER EVALUATION RESULTS

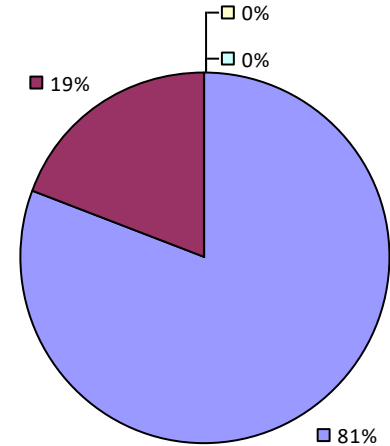
Student Performance



Teacher Observation



Overall Rating



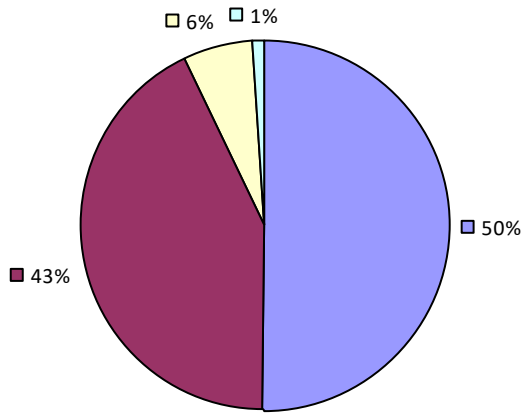
2018-19 PRINCIPAL EVALUATION RESULTS NOT SHOWN DUE TO SUPPRESSION\*

\* Data is suppressed if 100% of teachers/principals received the same rating or if the total teachers/principals in an LEA is less than five.

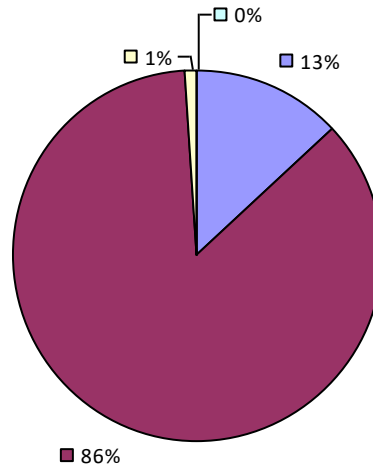
# HOLLAND CSD

## 2018-19 TEACHER EVALUATION RESULTS

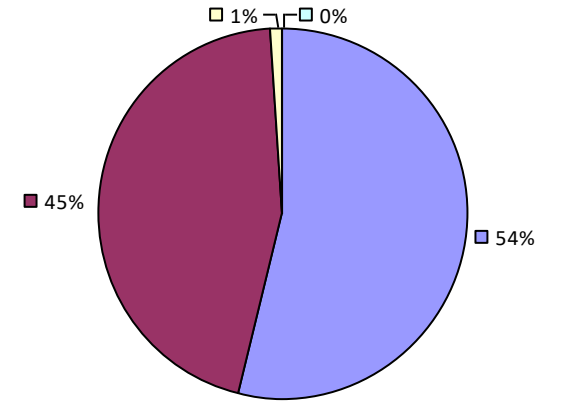
### Student Performance



### Teacher Observation



### Overall Rating



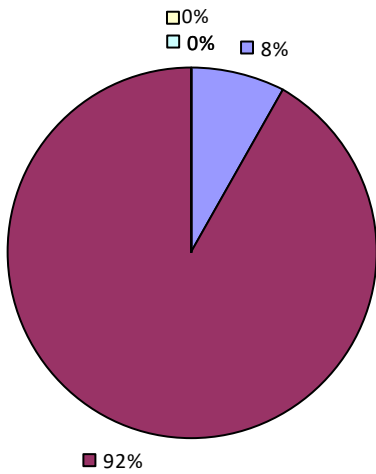
2018-19 PRINCIPAL EVALUATION RESULTS NOT SHOWN DUE TO SUPPRESSION\*

\* Data is suppressed if 100% of teachers/principals received the same rating or if the total teachers/principals in an LEA is less than five.

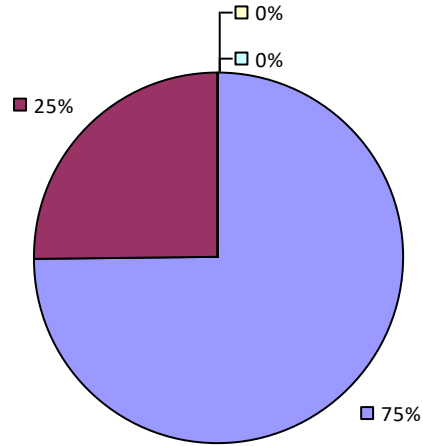
# HOLLAND PATENT CSD

## 2018-19 TEACHER EVALUATION RESULTS

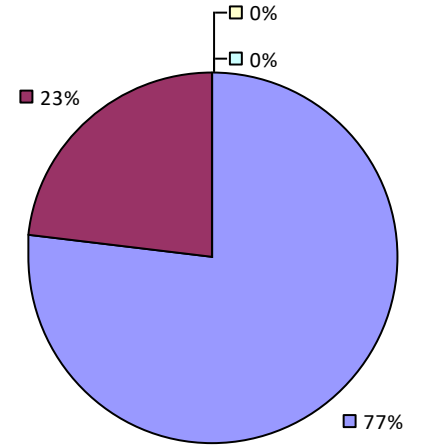
Student Performance



Teacher Observation



Overall Rating



2018-19 PRINCIPAL EVALUATION RESULTS NOT SHOWN DUE TO SUPPRESSION\*

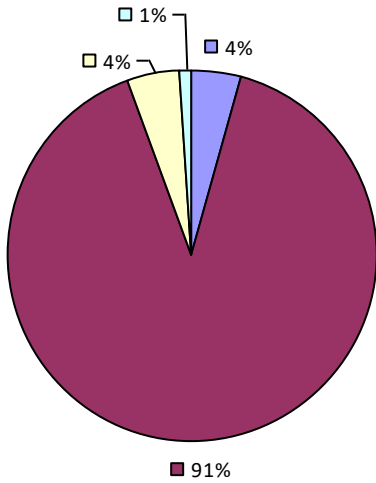
\* Data is suppressed if 100% of teachers/principals received the same rating or if the total teachers/principals in an LEA is less than five.



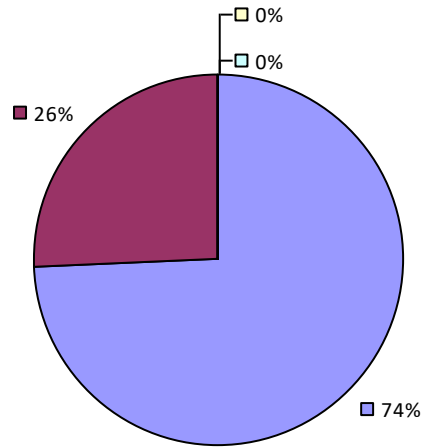
# HOLLEY CSD

## 2018-19 TEACHER EVALUATION RESULTS

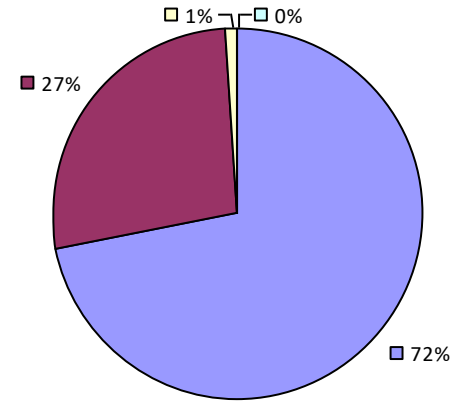
### Student Performance



### Teacher Observation



### Overall Rating



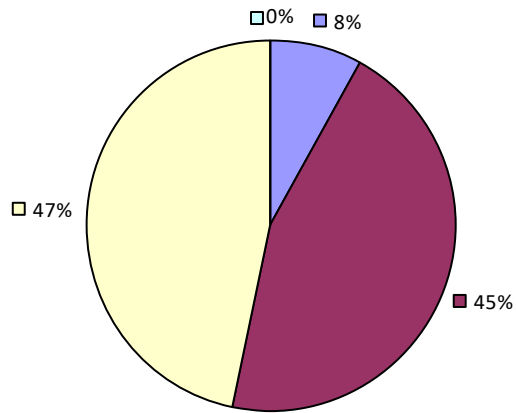
2018-19 PRINCIPAL EVALUATION RESULTS NOT SHOWN DUE TO SUPPRESSION\*

\* Data is suppressed if 100% of teachers/principals received the same rating or if the total teachers/principals in an LEA is less than five.

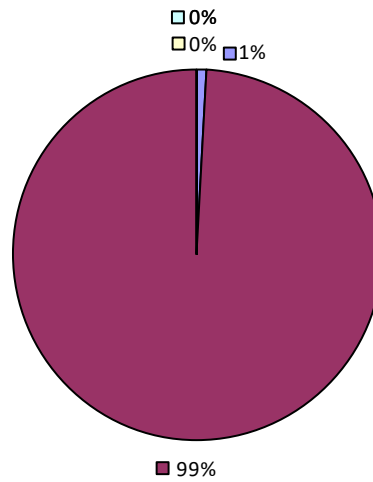
# HOMER CSD

## 2018-19 TEACHER EVALUATION RESULTS

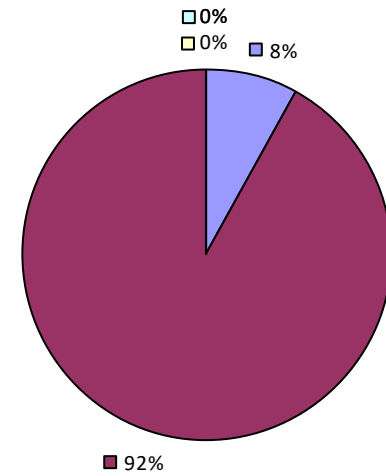
Student Performance



Teacher Observation



Overall Rating



2018-19 PRINCIPAL EVALUATION RESULTS NOT SHOWN DUE TO SUPPRESSION\*

\* Data is suppressed if 100% of teachers/principals received the same rating or if the total teachers/principals in an LEA is less than five.

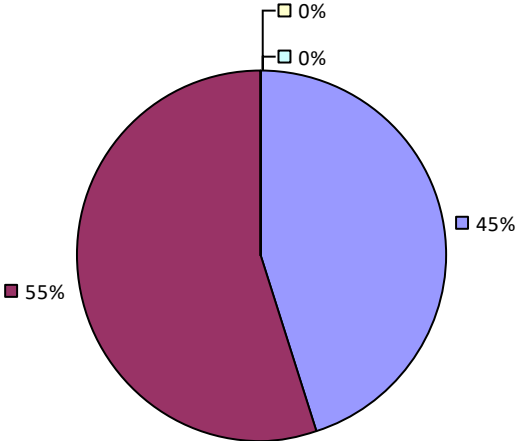
# HONEOYE CSD

## 2018-19 TEACHER EVALUATION RESULTS

Student performance results not shown due to suppression\*

### Teacher Observation

Overall results not shown due to suppression\*



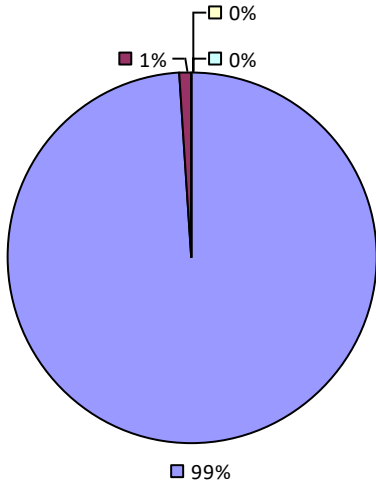
## 2018-19 PRINCIPAL EVALUATION RESULTS NOT SHOWN DUE TO SUPPRESSION\*

\* Data is suppressed if 100% of teachers/principals received the same rating or if the total teachers/principals in an LEA is less than five.

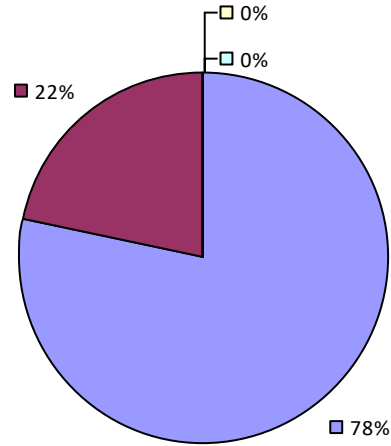
# HONEOYE FALLS-LIMA CSD

## 2018-19 TEACHER EVALUATION RESULTS

Student Performance



Teacher Observation



Overall results not shown due to suppression\*

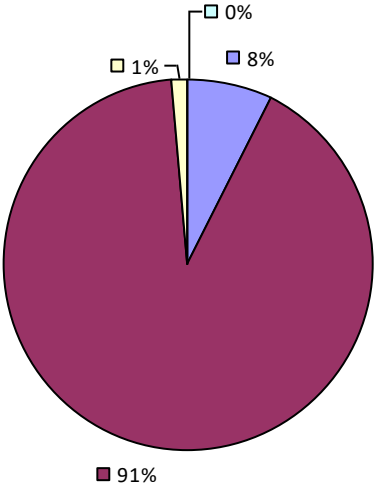
2018-19 PRINCIPAL EVALUATION RESULTS NOT SHOWN DUE TO SUPPRESSION\*

\* Data is suppressed if 100% of teachers/principals received the same rating or if the total teachers/principals in an LEA is less than five.

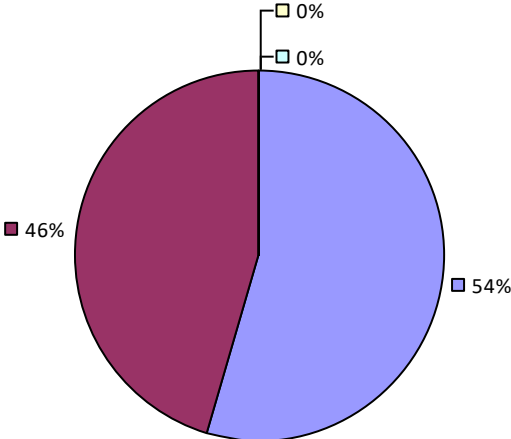
# HOOSIC VALLEY CSD

## 2018-19 TEACHER EVALUATION RESULTS

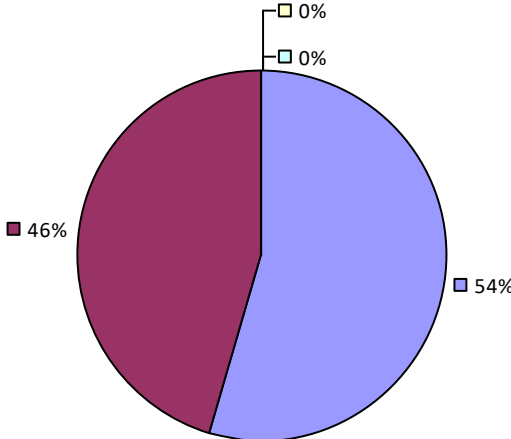
Student Performance



Teacher Observation



Overall Rating



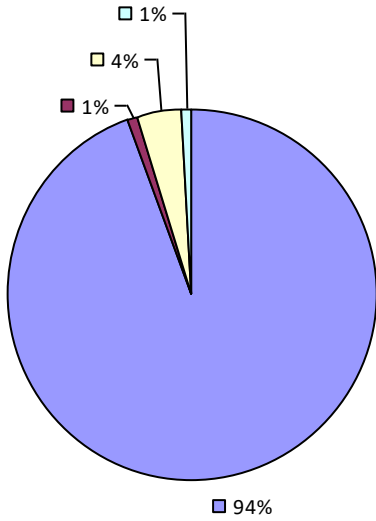
2018-19 PRINCIPAL EVALUATION RESULTS NOT SHOWN DUE TO SUPPRESSION\*

\* Data is suppressed if 100% of teachers/principals received the same rating or if the total teachers/principals in an LEA is less than five.

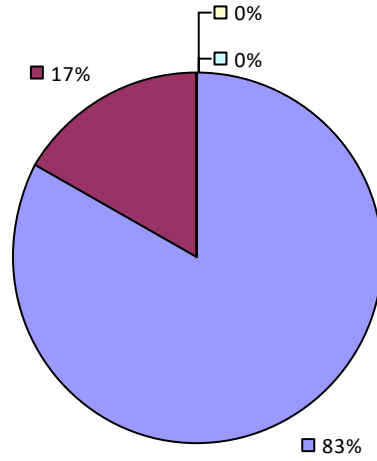
# HOOSICK FALLS CSD

## 2018-19 TEACHER EVALUATION RESULTS

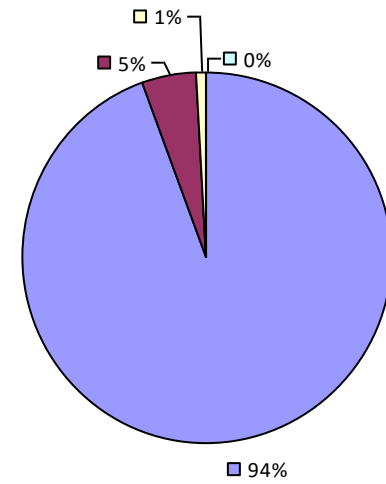
Student Performance



Teacher Observation



Overall Rating



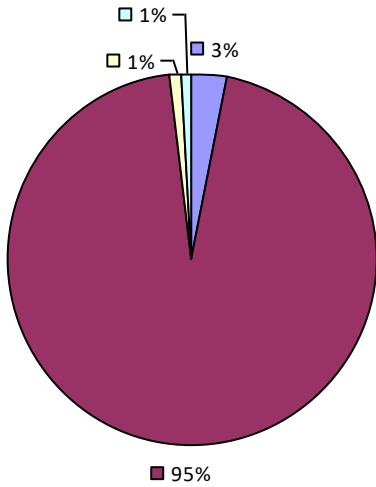
2018-19 PRINCIPAL EVALUATION RESULTS NOT SHOWN DUE TO SUPPRESSION\*

\* Data is suppressed if 100% of teachers/principals received the same rating or if the total teachers/principals in an LEA is less than five.

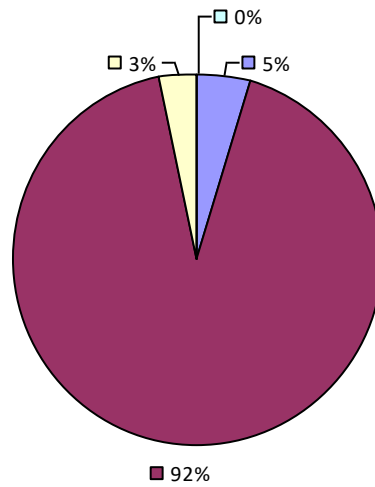
# HORNELL CITY SD

## 2018-19 TEACHER EVALUATION RESULTS

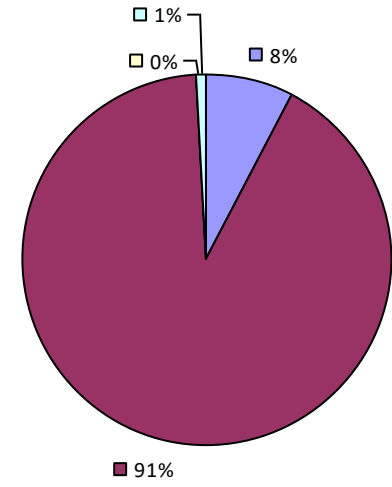
Student Performance



Teacher Observation



Overall Rating



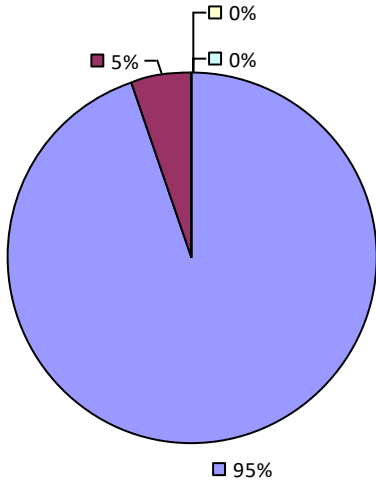
2018-19 PRINCIPAL EVALUATION RESULTS NOT SHOWN DUE TO SUPPRESSION\*

\* Data is suppressed if 100% of teachers/principals received the same rating or if the total teachers/principals in an LEA is less than five.

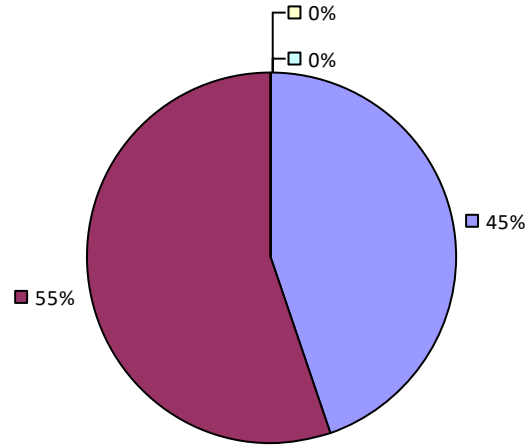
# HORSEHEADS CSD

## 2018-19 TEACHER EVALUATION RESULTS

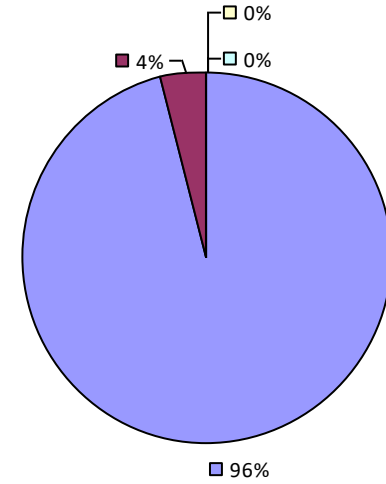
Student Performance



Teacher Observation



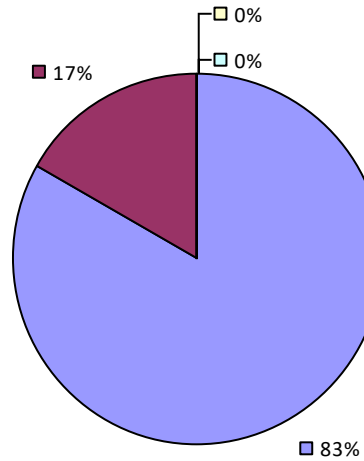
Overall Rating



## 2018-19 PRINCIPAL EVALUATION RESULTS

Student performance results not shown due to suppression\*

Principal School Visits



Overall results not shown due to suppression\*

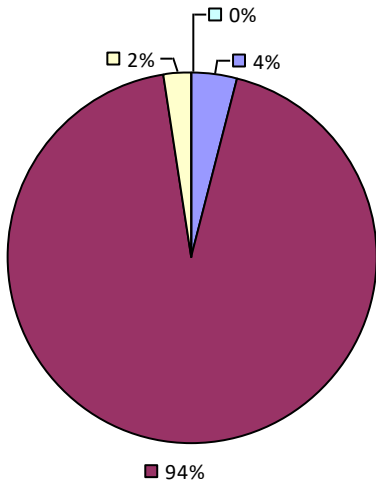
\* Data is suppressed if 100% of teachers/principals received the same rating or if the total teachers/principals in an LEA is less than five.



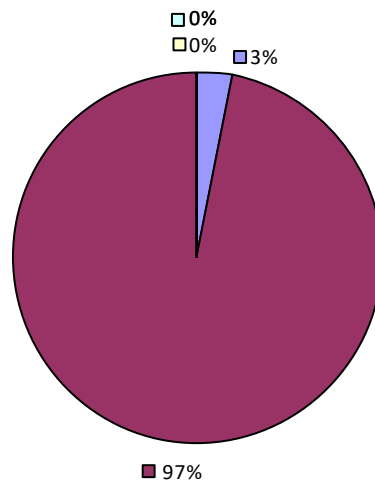
# HUDSON CITY SD

## 2018-19 TEACHER EVALUATION RESULTS

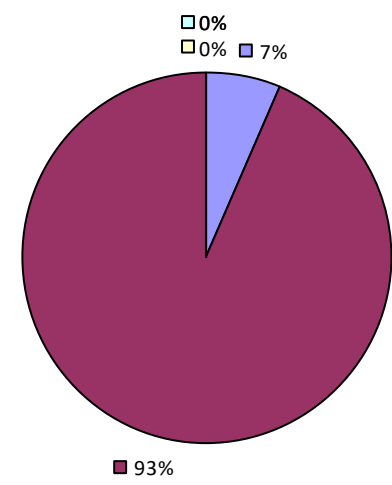
Student Performance



Teacher Observation



Overall Rating



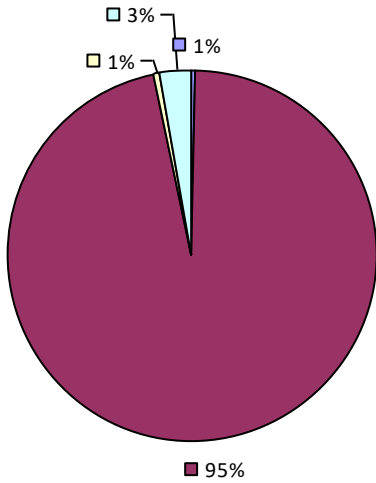
2018-19 PRINCIPAL EVALUATION RESULTS NOT SHOWN DUE TO SUPPRESSION\*

\* Data is suppressed if 100% of teachers/principals received the same rating or if the total teachers/principals in an LEA is less than five.

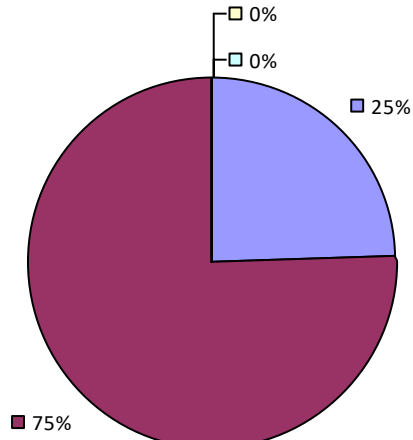
# HUDSON FALLS CSD

## 2018-19 TEACHER EVALUATION RESULTS

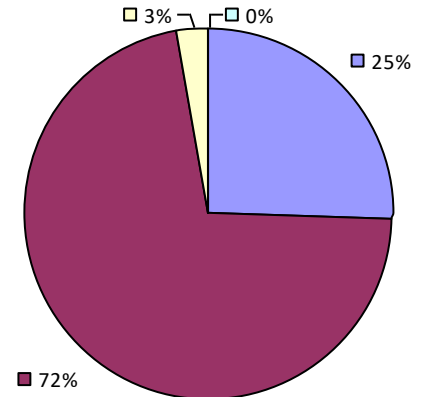
Student Performance



Teacher Observation



Overall Rating



2018-19 PRINCIPAL EVALUATION RESULTS NOT SHOWN DUE TO SUPPRESSION\*

\* Data is suppressed if 100% of teachers/principals received the same rating or if the total teachers/principals in an LEA is less than five.

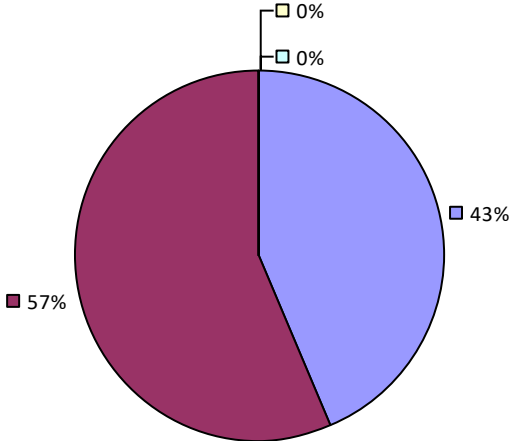
# HUNTER-TANNERSVILLE CSD

## 2018-19 TEACHER EVALUATION RESULTS

Student performance results not shown due to suppression\*

### Teacher Observation

Overall results not shown due to suppression\*



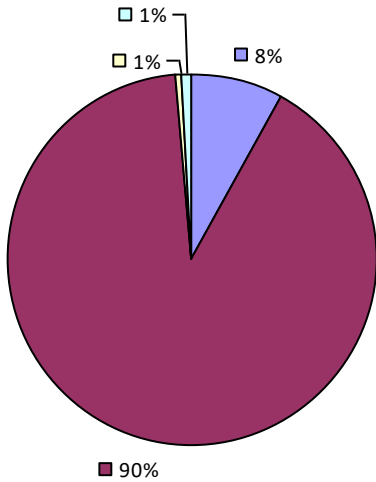
## 2018-19 PRINCIPAL EVALUATION RESULTS NOT SHOWN DUE TO SUPPRESSION\*

\* Data is suppressed if 100% of teachers/principals received the same rating or if the total teachers/principals in an LEA is less than five.

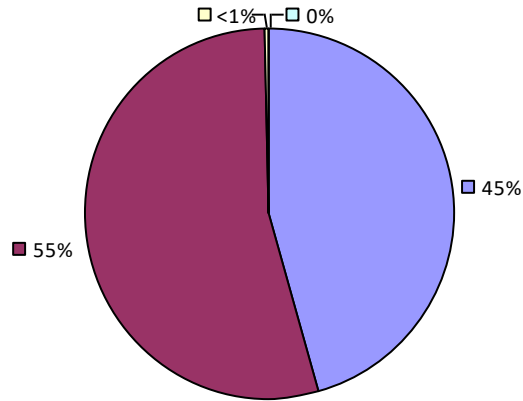
# HUNTINGTON UFSD

## 2018-19 TEACHER EVALUATION RESULTS

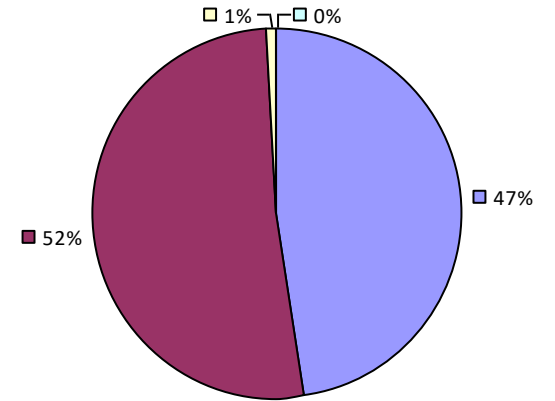
Student Performance



Teacher Observation



Overall Rating



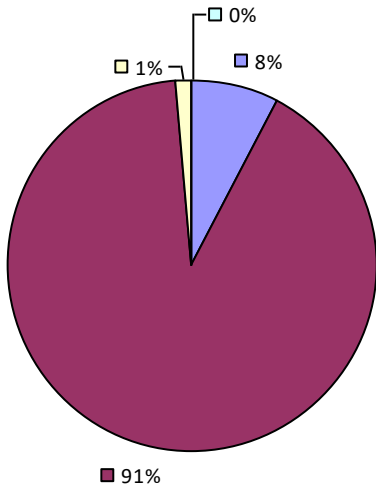
2018-19 PRINCIPAL EVALUATION RESULTS NOT SHOWN DUE TO SUPPRESSION\*

\* Data is suppressed if 100% of teachers/principals received the same rating or if the total teachers/principals in an LEA is less than five.

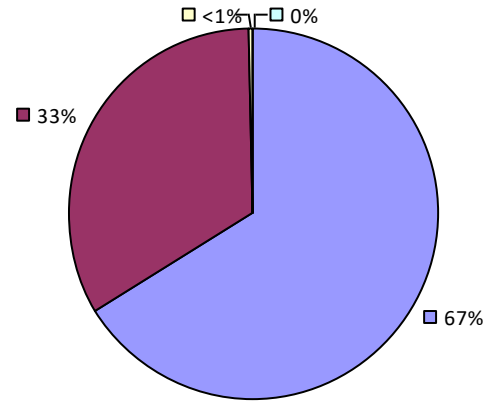
# HYDE PARK CSD

## 2018-19 TEACHER EVALUATION RESULTS

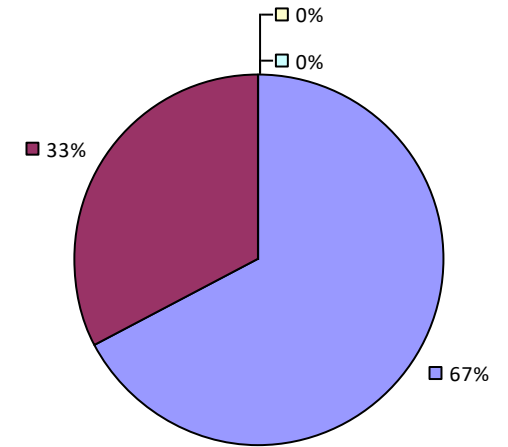
Student Performance



Teacher Observation



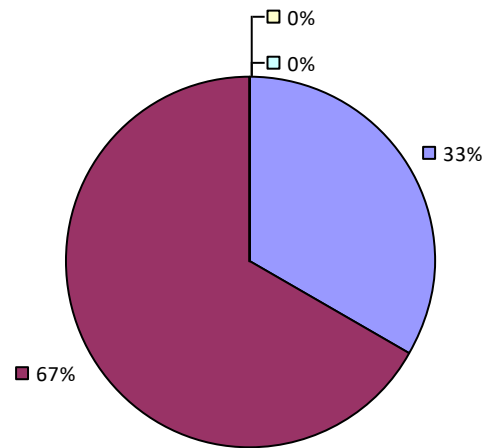
Overall Rating



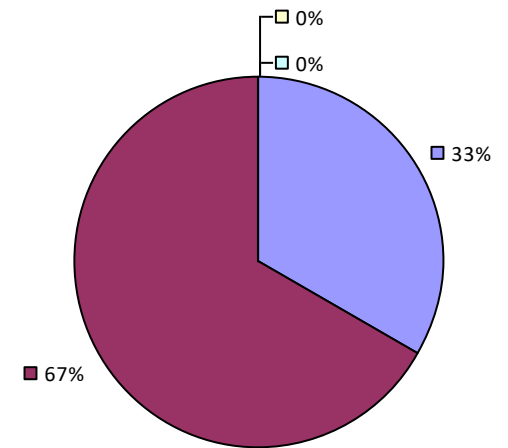
## 2018-19 PRINCIPAL EVALUATION RESULTS

Student performance results not shown due to suppression\*

Principal School Visits



Overall Rating



\* Data is suppressed if 100% of teachers/principals received the same rating or if the total teachers/principals in an LEA is less than five.

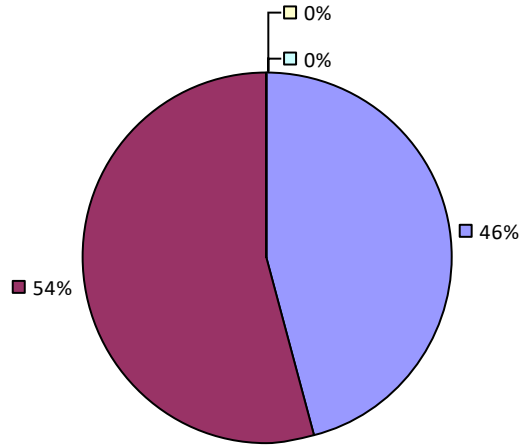
# INDIAN LAKE CSD

## 2018-19 TEACHER EVALUATION RESULTS

Student Performance

Teacher observation results not shown due to suppression\*

Overall results not shown due to suppression\*



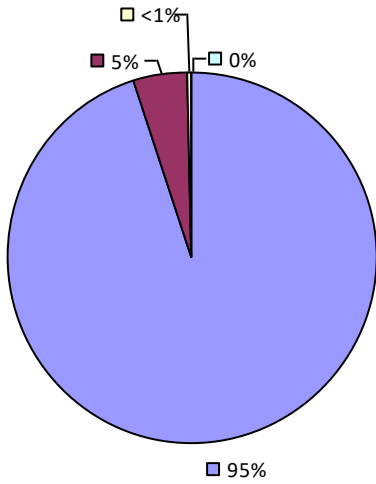
## 2018-19 PRINCIPAL EVALUATION RESULTS NOT SHOWN DUE TO SUPPRESSION\*

\* Data is suppressed if 100% of teachers/principals received the same rating or if the total teachers/principals in an LEA is less than five.

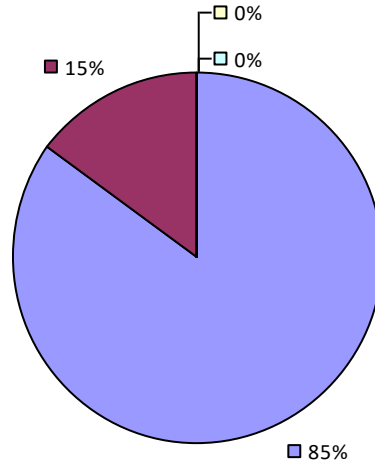
# INDIAN RIVER CSD

## 2018-19 TEACHER EVALUATION RESULTS

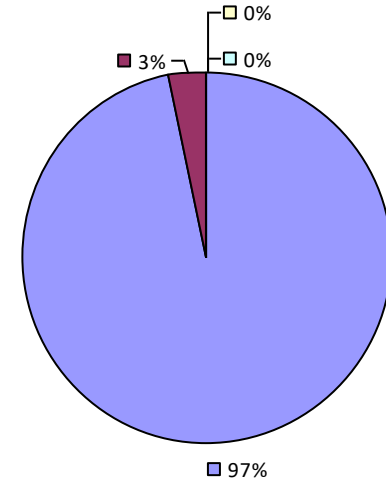
Student Performance



Teacher Observation



Overall Rating



2018-19 PRINCIPAL EVALUATION RESULTS NOT SHOWN DUE TO SUPPRESSION\*

\* Data is suppressed if 100% of teachers/principals received the same rating or if the total teachers/principals in an LEA is less than five.

**INLET COMN SD**

*2018-19 TEACHER EVALUATION RESULTS NOT SHOWN DUE TO SUPPRESSION\**

*2018-19 PRINCIPAL EVALUATION RESULTS NOT SHOWN DUE TO SUPPRESSION\**

*\* Data is suppressed if 100% of teachers/principals received the same rating or if the total teachers/principals in an LEA is less than five.*



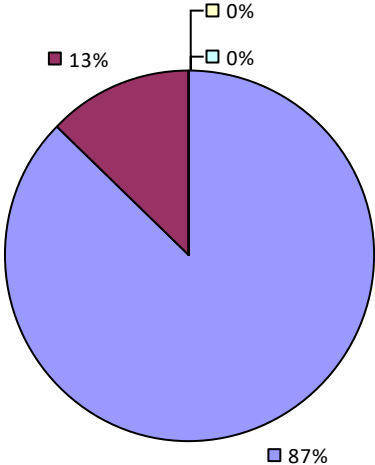
# IROQUOIS CSD

## 2018-19 TEACHER EVALUATION RESULTS

Student performance results not shown due to suppression\*

### Teacher Observation

Overall results not shown due to suppression\*



## 2018-19 PRINCIPAL EVALUATION RESULTS NOT SHOWN DUE TO SUPPRESSION\*

\* Data is suppressed if 100% of teachers/principals received the same rating or if the total teachers/principals in an LEA is less than five.

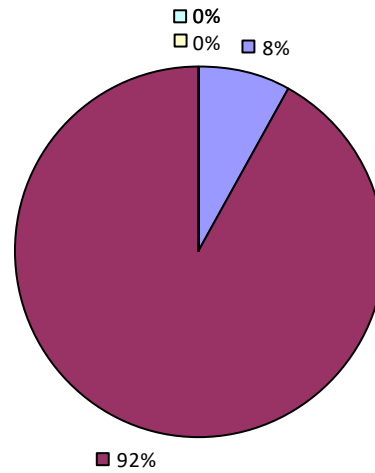
# IRVINGTON UFSD

## 2018-19 TEACHER EVALUATION RESULTS

Student performance results not shown due to suppression\*

### Teacher Observation

Overall results not shown due to suppression\*



## 2018-19 PRINCIPAL EVALUATION RESULTS NOT SHOWN DUE TO SUPPRESSION\*

\* Data is suppressed if 100% of teachers/principals received the same rating or if the total teachers/principals in an LEA is less than five.

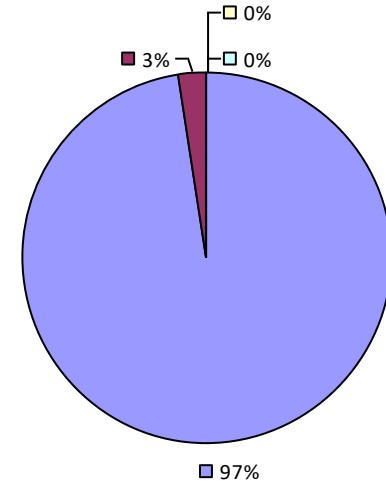
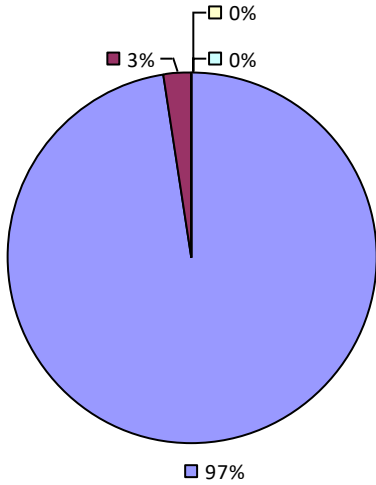
# ISLAND PARK UFSD

## 2018-19 TEACHER EVALUATION RESULTS

Student Performance

Teacher observation results not shown due to suppression\*

Overall Rating



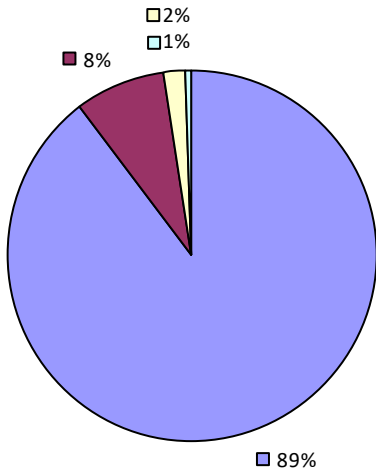
## 2018-19 PRINCIPAL EVALUATION RESULTS NOT SHOWN DUE TO SUPPRESSION\*

\* Data is suppressed if 100% of teachers/principals received the same rating or if the total teachers/principals in an LEA is less than five.

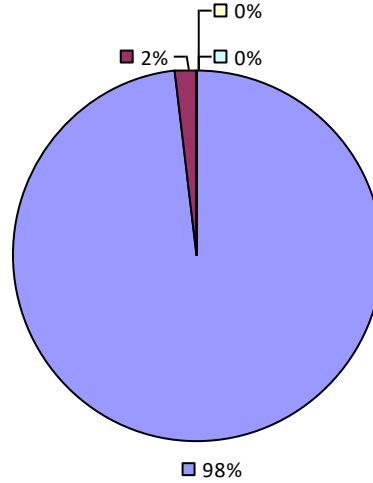
# ISLAND TREES UFSD

## 2018-19 TEACHER EVALUATION RESULTS

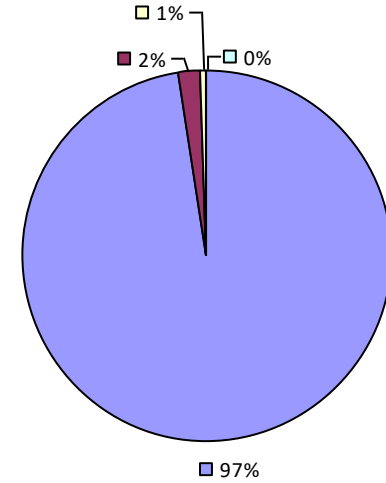
### Student Performance



### Teacher Observation



### Overall Rating



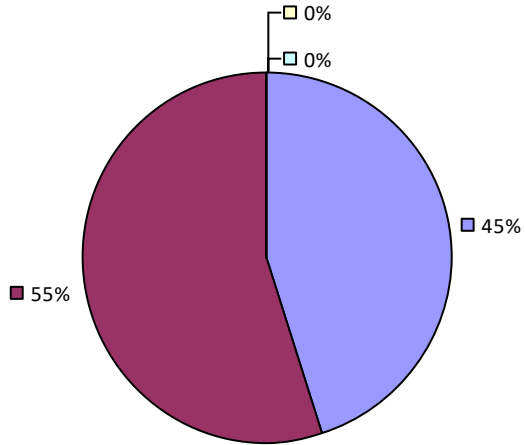
2018-19 PRINCIPAL EVALUATION RESULTS NOT SHOWN DUE TO SUPPRESSION\*

\* Data is suppressed if 100% of teachers/principals received the same rating or if the total teachers/principals in an LEA is less than five.

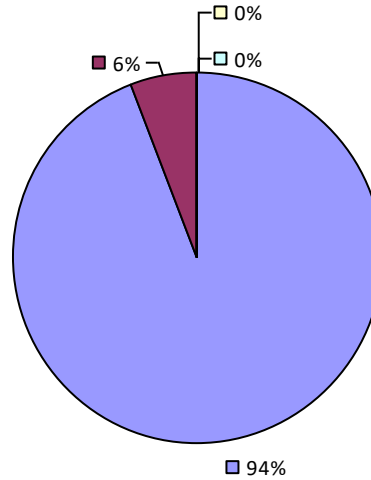
# ISLIP UFSD

## 2018-19 TEACHER EVALUATION RESULTS

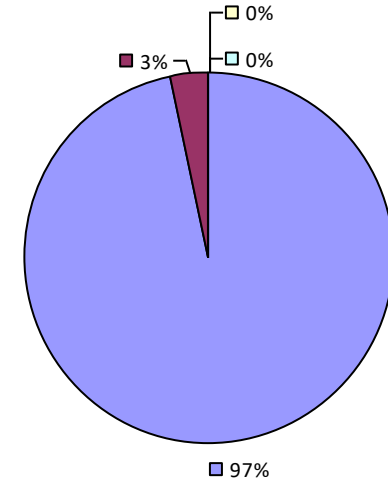
### Student Performance



### Teacher Observation



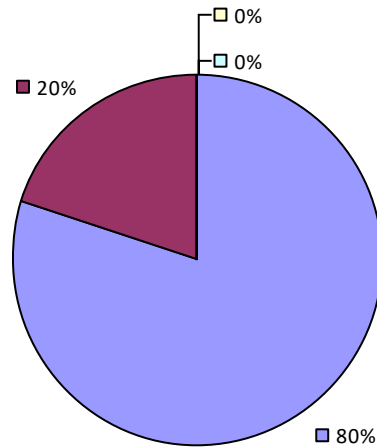
### Overall Rating



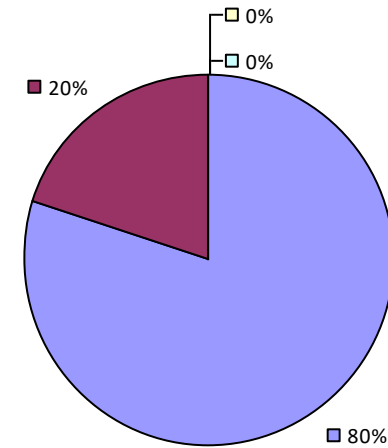
## 2018-19 PRINCIPAL EVALUATION RESULTS

Student performance results not shown due to suppression\*

### Principal School Visits



### Overall Rating

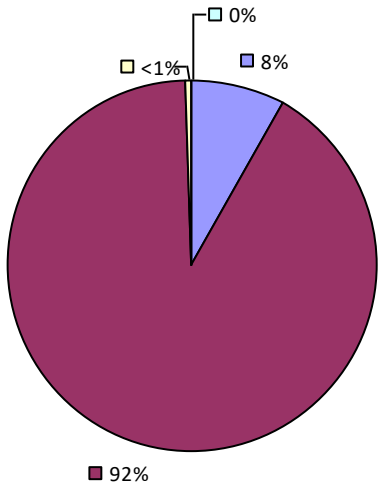


\* Data is suppressed if 100% of teachers/principals received the same rating or if the total teachers/principals in an LEA is less than five.

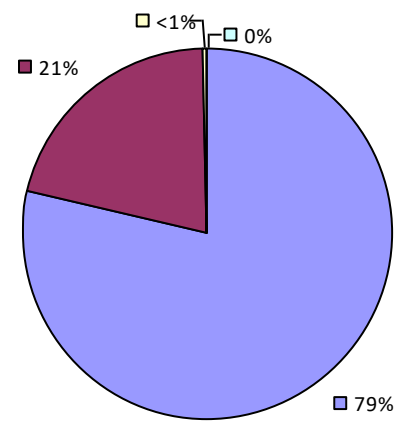
# ITHACA CITY SD

## 2018-19 TEACHER EVALUATION RESULTS

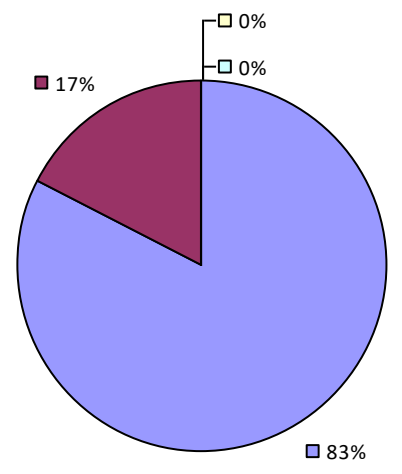
Student Performance



Teacher Observation



Overall Rating



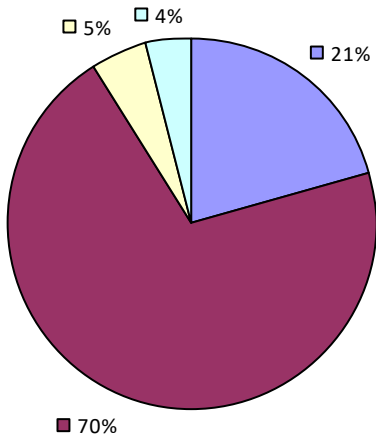
2018-19 PRINCIPAL EVALUATION RESULTS NOT SHOWN DUE TO SUPPRESSION\*

\* Data is suppressed if 100% of teachers/principals received the same rating or if the total teachers/principals in an LEA is less than five.

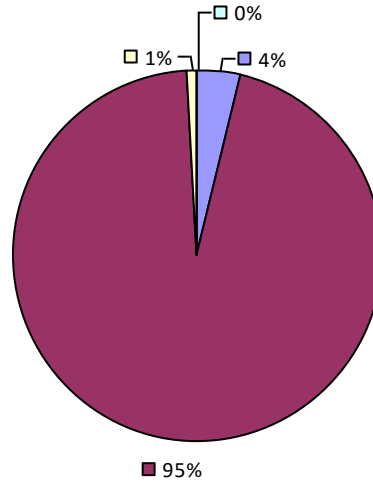
# JAMESTOWN CITY SD

## 2018-19 TEACHER EVALUATION RESULTS

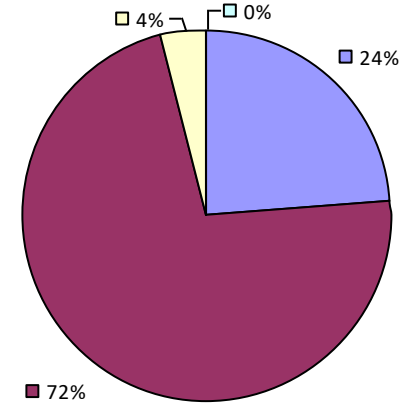
Student Performance



Teacher Observation

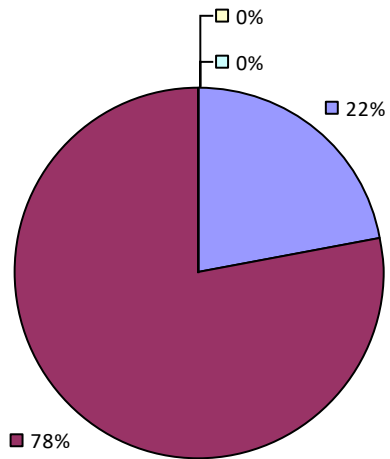


Overall Rating

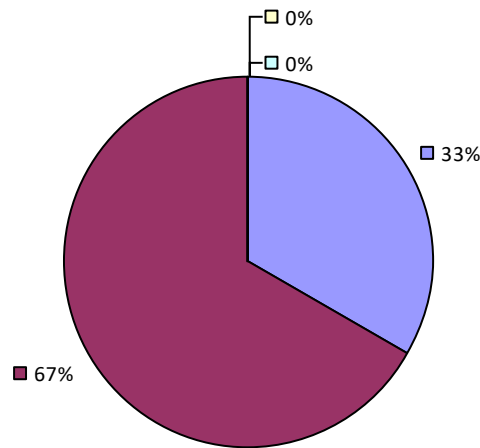


## 2018-19 PRINCIPAL EVALUATION RESULTS

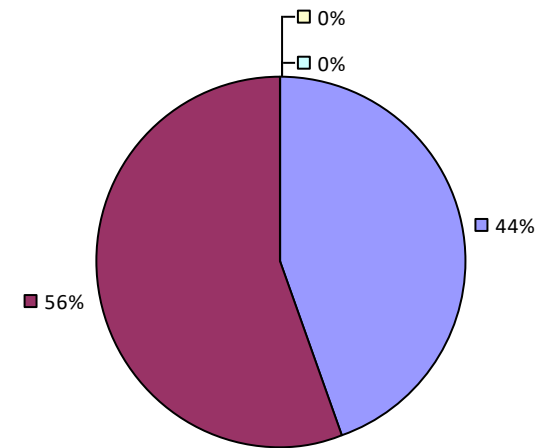
Student Performance



Principal School Visits



Overall Rating



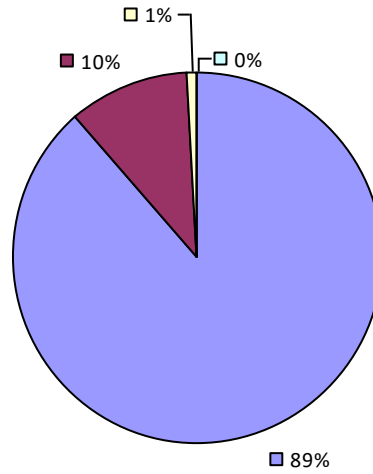
\* Data is suppressed if 100% of teachers/principals received the same rating or if the total teachers/principals in an LEA is less than five.

# JAMESVILLE-DEWITT CSD

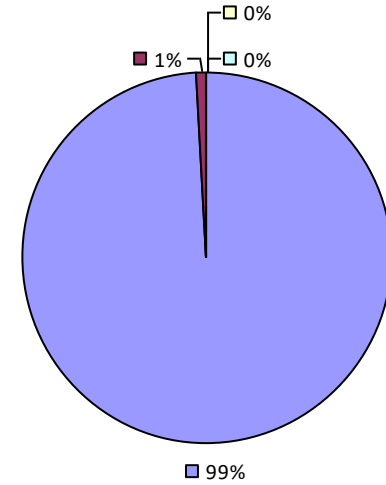
## 2018-19 TEACHER EVALUATION RESULTS

Student performance results not shown due to suppression\*

### Teacher Observation



### Overall Rating



## 2018-19 PRINCIPAL EVALUATION RESULTS NOT SHOWN DUE TO SUPPRESSION\*

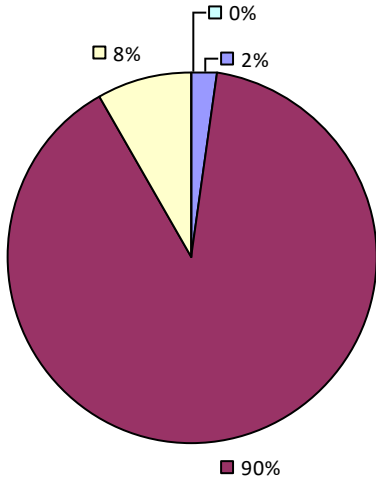
\* Data is suppressed if 100% of teachers/principals received the same rating or if the total teachers/principals in an LEA is less than five.



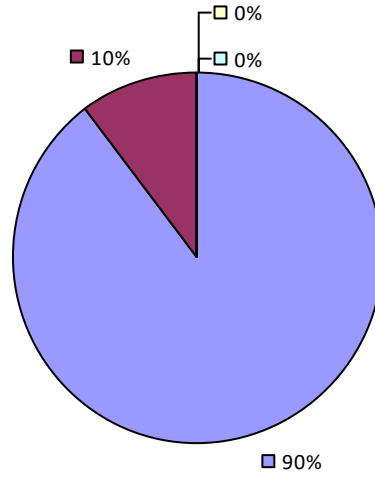
# JASPER-TROUPSBURG CSD

## 2018-19 TEACHER EVALUATION RESULTS

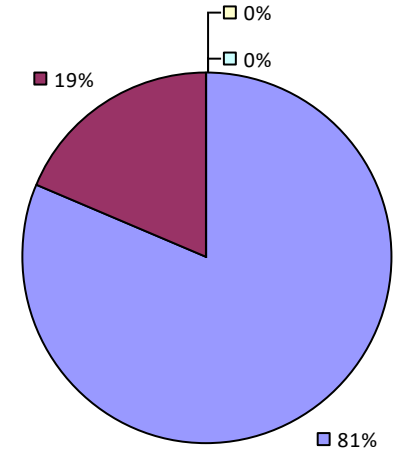
Student Performance



Teacher Observation



Overall Rating



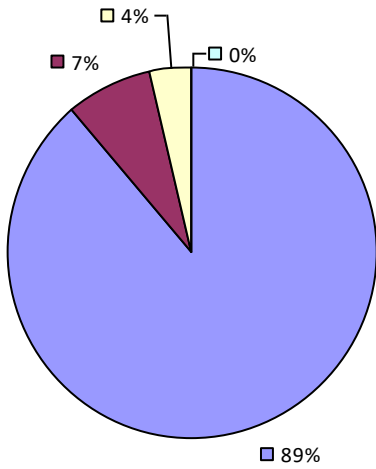
2018-19 PRINCIPAL EVALUATION RESULTS NOT SHOWN DUE TO SUPPRESSION\*

\* Data is suppressed if 100% of teachers/principals received the same rating or if the total teachers/principals in an LEA is less than five.

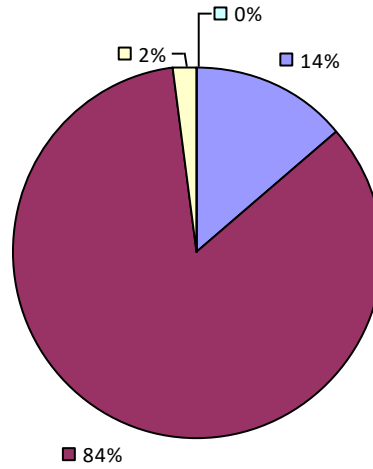
# JEFFER-LEWIS-HAMIL-HERK-ONEIDA BOCES

## 2018-19 TEACHER EVALUATION RESULTS

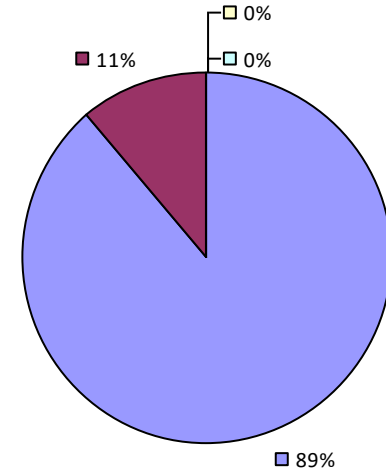
### Student Performance



### Teacher Observation

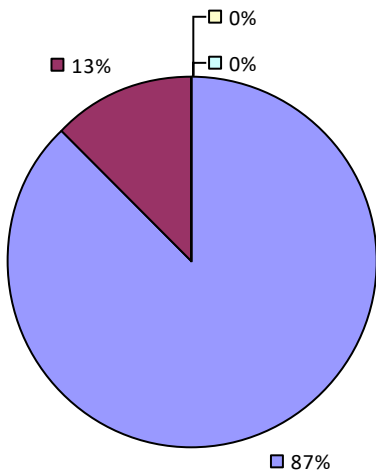


### Overall Rating



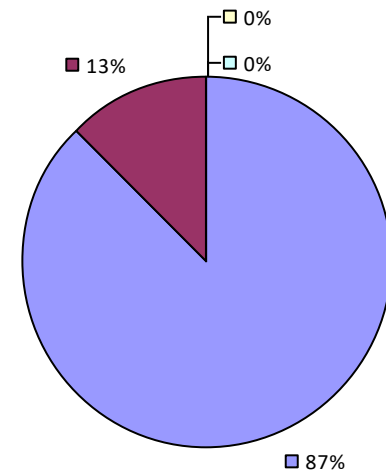
## 2018-19 PRINCIPAL EVALUATION RESULTS

### Student Performance



Principal school visit results not shown due to suppression\*

### Overall Rating



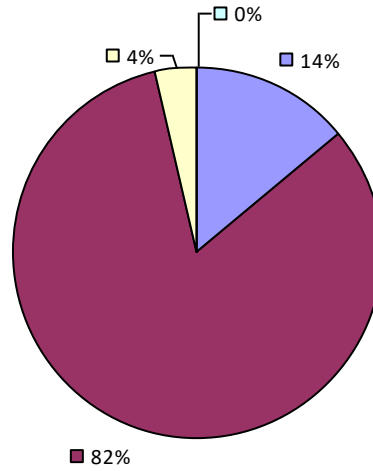
\* Data is suppressed if 100% of teachers/principals received the same rating or if the total teachers/principals in an LEA is less than five.

# JEFFERSON CSD

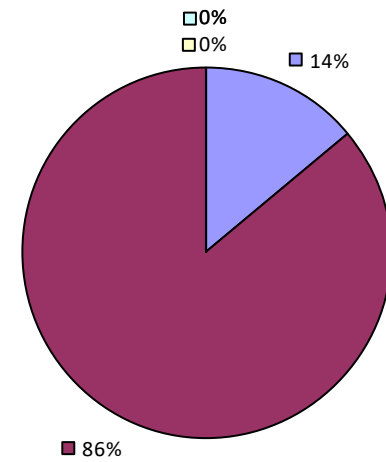
## 2018-19 TEACHER EVALUATION RESULTS

Student performance results not shown due to suppression\*

### Teacher Observation



### Overall Rating



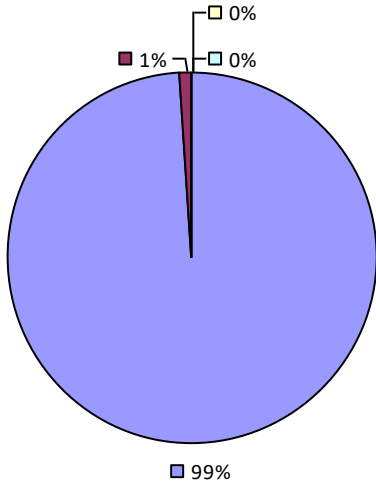
## 2018-19 PRINCIPAL EVALUATION RESULTS NOT SUBMITTED

\* Data is suppressed if 100% of teachers/principals received the same rating or if the total teachers/principals in an LEA is less than five.

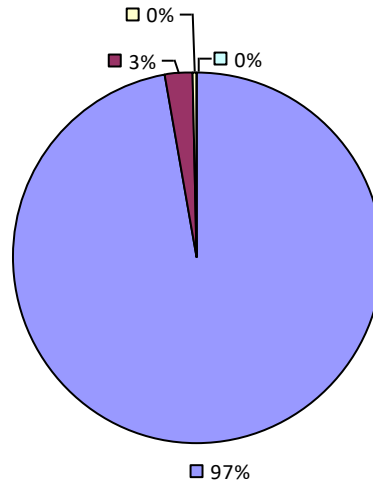
# JERICHO UFSD

## 2018-19 TEACHER EVALUATION RESULTS

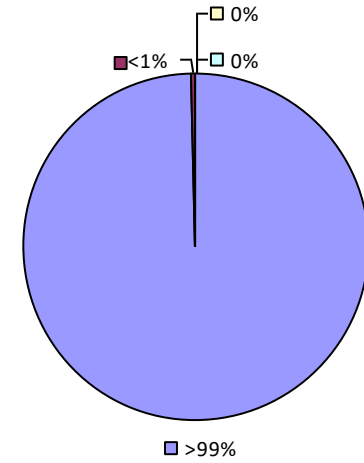
### Student Performance



### Teacher Observation



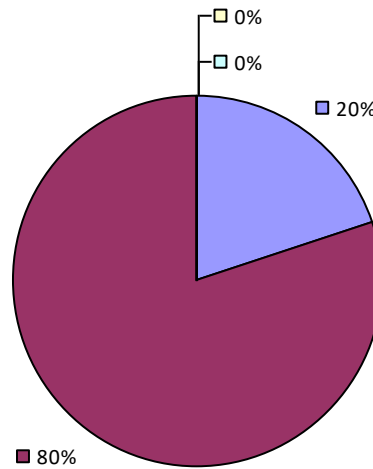
### Overall Rating



## 2018-19 PRINCIPAL EVALUATION RESULTS

Student performance results not shown due to suppression\*

### Principal School Visits



Overall results not shown due to suppression\*

\* Data is suppressed if 100% of teachers/principals received the same rating or if the total teachers/principals in an LEA is less than five.

**JOHNSBURG CSD**

*2018-19 TEACHER EVALUATION RESULTS NOT SHOWN DUE TO SUPPRESSION\**

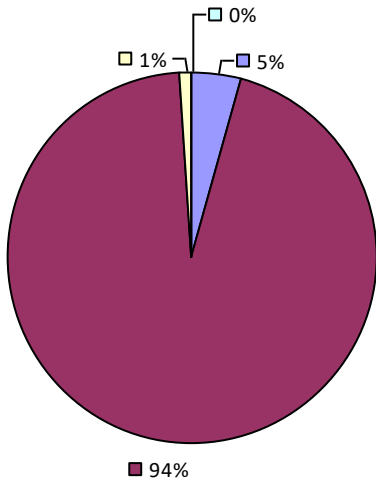
*2018-19 PRINCIPAL EVALUATION RESULTS NOT SHOWN DUE TO SUPPRESSION\**

*\* Data is suppressed if 100% of teachers/principals received the same rating or if the total teachers/principals in an LEA is less than five.*

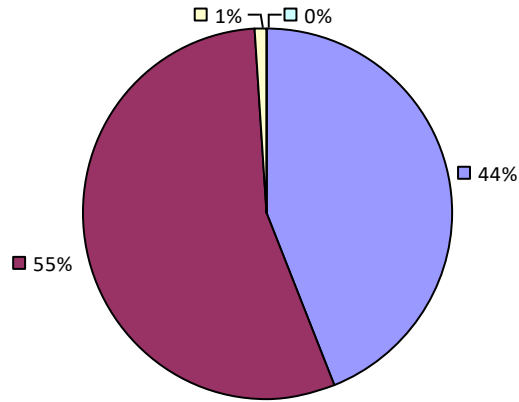
# JOHNSON CITY CSD

## 2018-19 TEACHER EVALUATION RESULTS

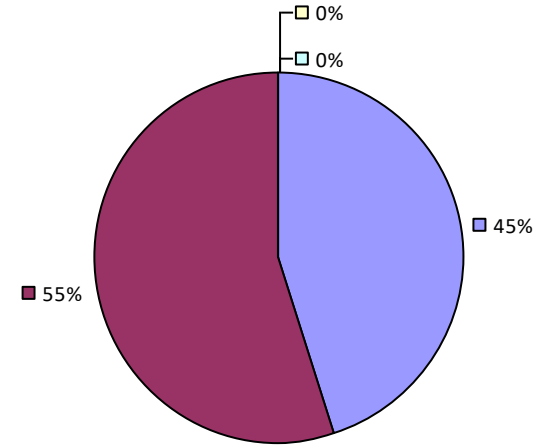
### Student Performance



### Teacher Observation



### Overall Rating



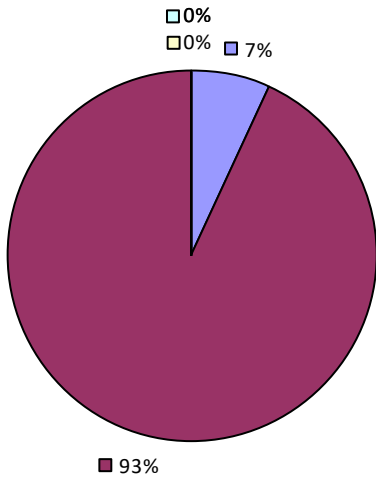
2018-19 PRINCIPAL EVALUATION RESULTS NOT SHOWN DUE TO SUPPRESSION\*

\* Data is suppressed if 100% of teachers/principals received the same rating or if the total teachers/principals in an LEA is less than five.

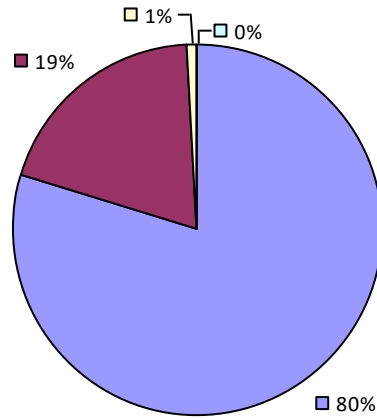
# JOHNSTOWN CITY SD

## 2018-19 TEACHER EVALUATION RESULTS

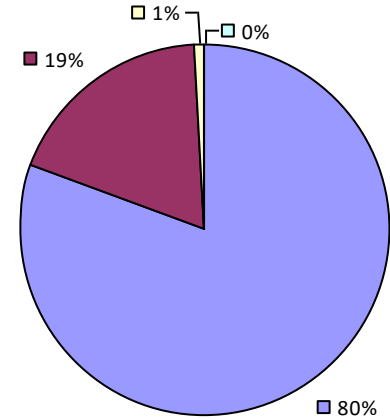
### Student Performance



### Teacher Observation



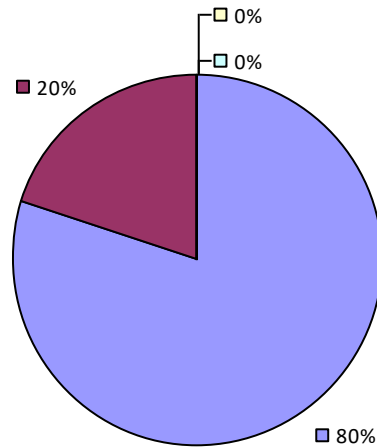
### Overall Rating



## 2018-19 PRINCIPAL EVALUATION RESULTS

Student performance results not shown due to suppression\*

### Principal School Visits



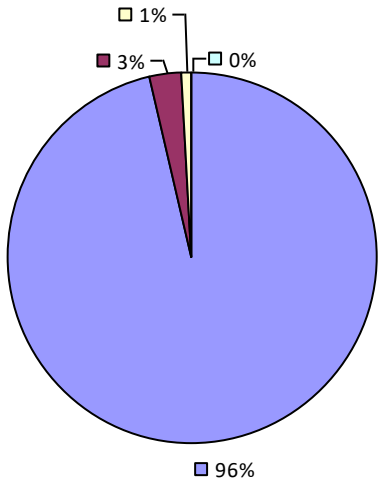
Overall results not shown due to suppression\*

\* Data is suppressed if 100% of teachers/principals received the same rating or if the total teachers/principals in an LEA is less than five.

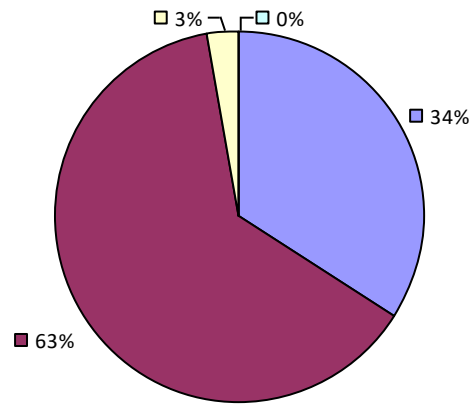
# JORDAN-ELBRIDGE CSD

## 2018-19 TEACHER EVALUATION RESULTS

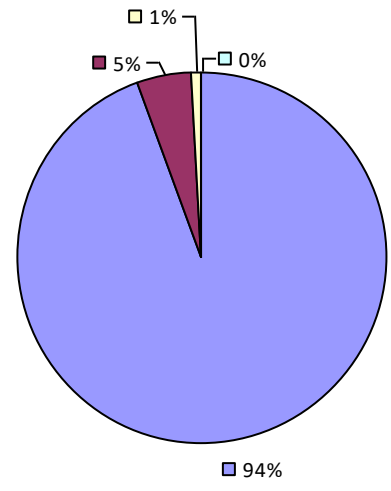
Student Performance



Teacher Observation



Overall Rating



2018-19 PRINCIPAL EVALUATION RESULTS NOT SHOWN DUE TO SUPPRESSION\*

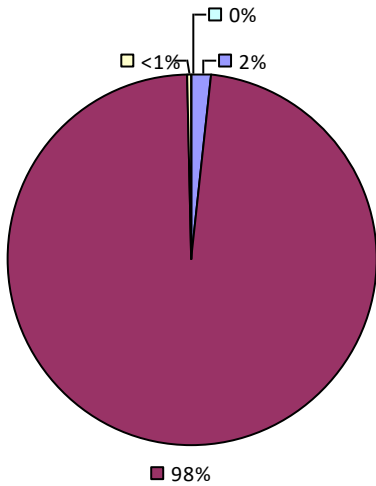
\* Data is suppressed if 100% of teachers/principals received the same rating or if the total teachers/principals in an LEA is less than five.



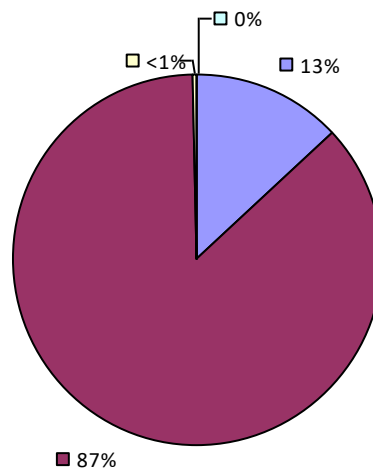
# KATONAH-LEWISBORO UFSD

## 2018-19 TEACHER EVALUATION RESULTS

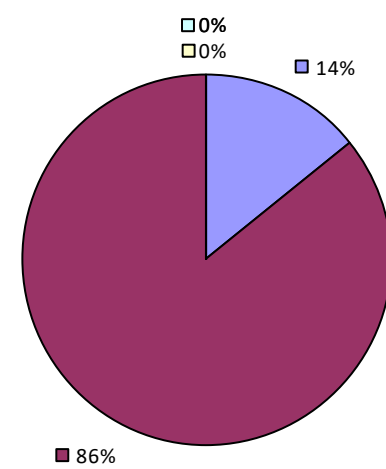
### Student Performance



### Teacher Observation



### Overall Rating



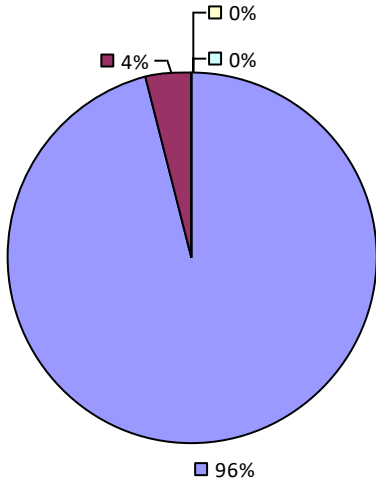
2018-19 PRINCIPAL EVALUATION RESULTS NOT SHOWN DUE TO SUPPRESSION\*

\* Data is suppressed if 100% of teachers/principals received the same rating or if the total teachers/principals in an LEA is less than five.

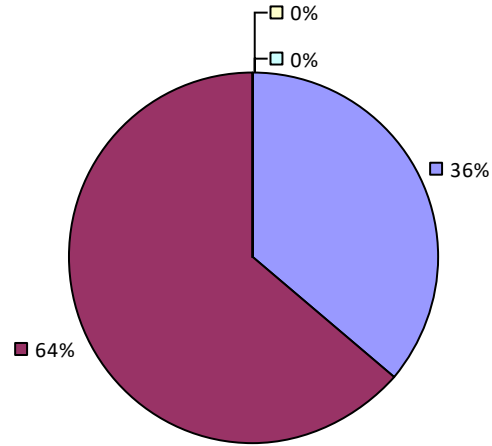
# KEENE CSD

## 2018-19 TEACHER EVALUATION RESULTS

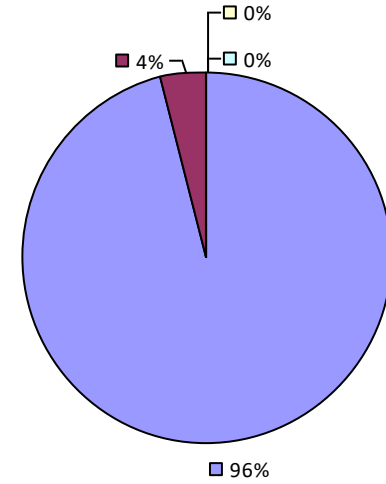
Student Performance



Teacher Observation



Overall Rating



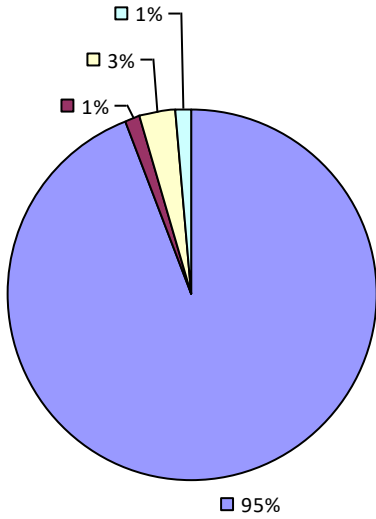
2018-19 PRINCIPAL EVALUATION RESULTS NOT SHOWN DUE TO SUPPRESSION\*

\* Data is suppressed if 100% of teachers/principals received the same rating or if the total teachers/principals in an LEA is less than five.

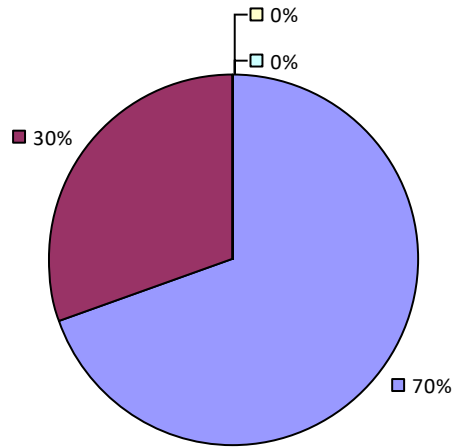
# KENDALL CSD

## 2018-19 TEACHER EVALUATION RESULTS

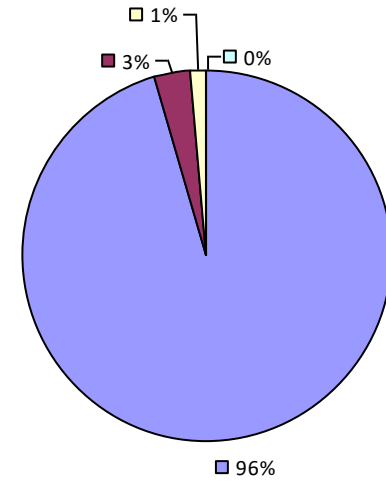
Student Performance



Teacher Observation



Overall Rating



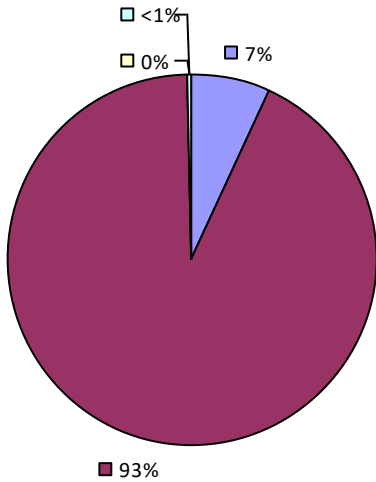
2018-19 PRINCIPAL EVALUATION RESULTS NOT SHOWN DUE TO SUPPRESSION\*

\* Data is suppressed if 100% of teachers/principals received the same rating or if the total teachers/principals in an LEA is less than five.

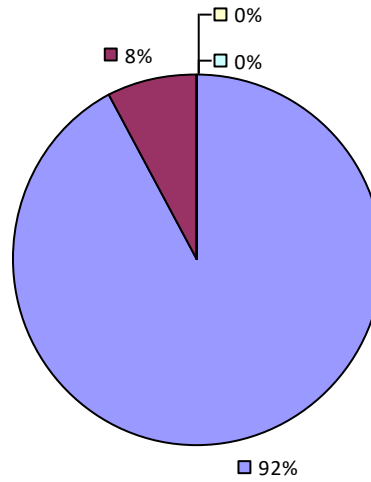
# KENMORE-TONAWANDA UFSD

## 2018-19 TEACHER EVALUATION RESULTS

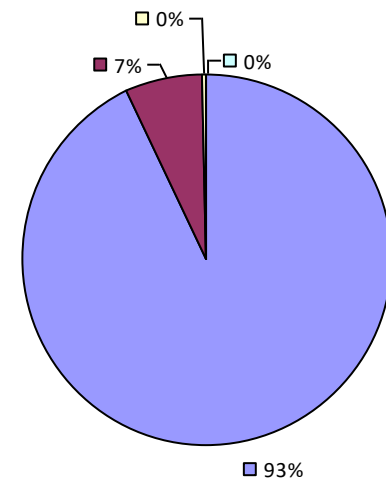
### Student Performance



### Teacher Observation



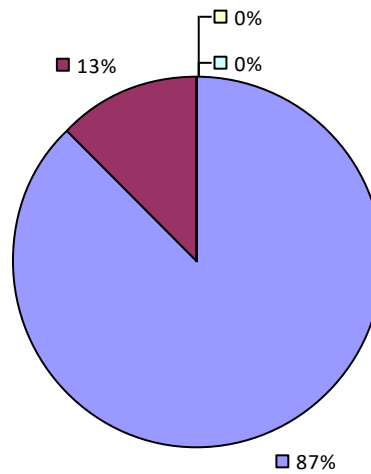
### Overall Rating



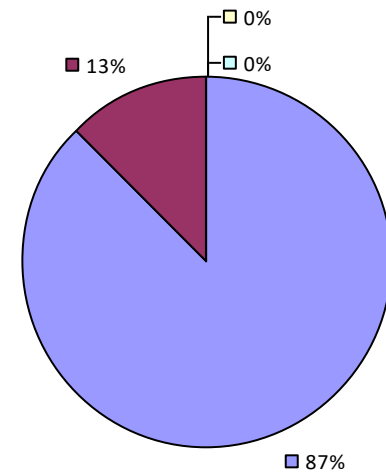
## 2018-19 PRINCIPAL EVALUATION RESULTS

Student performance results not shown due to suppression\*

### Principal School Visits



### Overall Rating

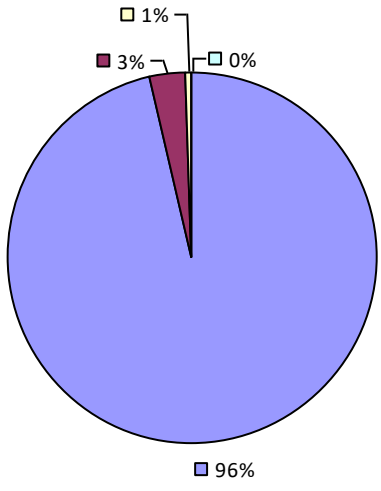


\* Data is suppressed if 100% of teachers/principals received the same rating or if the total teachers/principals in an LEA is less than five.

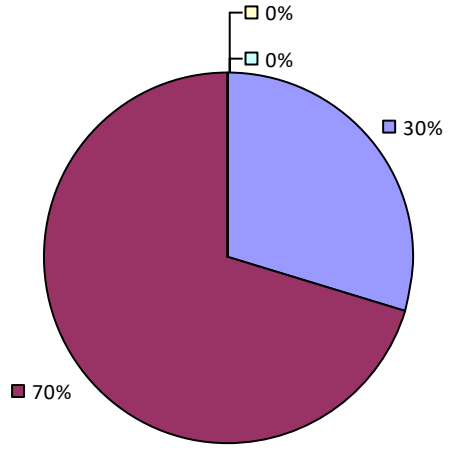
# KINDERHOOK CSD

## 2018-19 TEACHER EVALUATION RESULTS

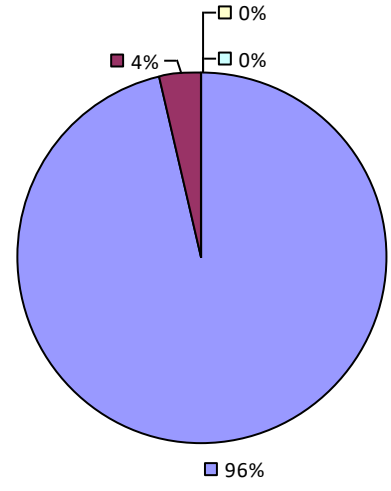
Student Performance



Teacher Observation



Overall Rating



2018-19 PRINCIPAL EVALUATION RESULTS NOT SHOWN DUE TO SUPPRESSION\*

\* Data is suppressed if 100% of teachers/principals received the same rating or if the total teachers/principals in an LEA is less than five.

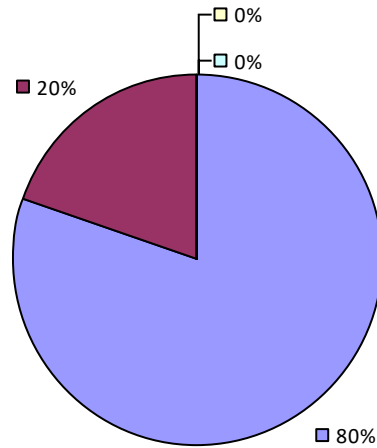
# KINGS PARK CSD

## 2018-19 TEACHER EVALUATION RESULTS

Student performance results not shown due to suppression\*

### Teacher Observation

Overall results not shown due to suppression\*

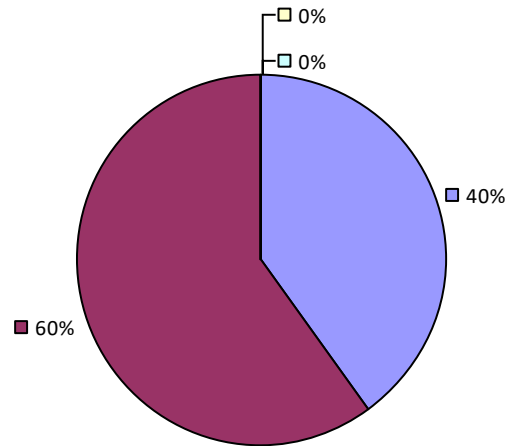


## 2018-19 PRINCIPAL EVALUATION RESULTS

Student performance results not shown due to suppression\*

### Principal School Visits

Overall results not shown due to suppression\*

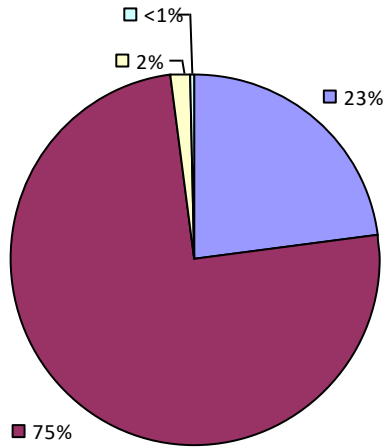


\* Data is suppressed if 100% of teachers/principals received the same rating or if the total teachers/principals in an LEA is less than five.

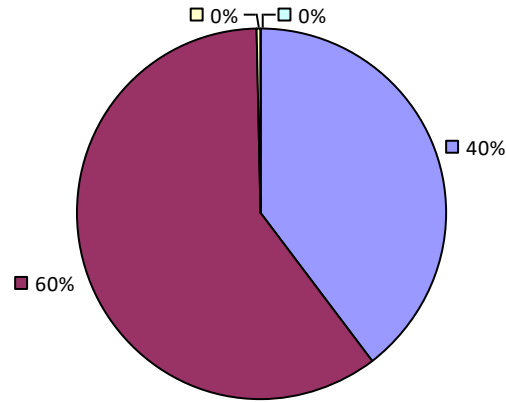
# KINGSTON CITY SD

## 2018-19 TEACHER EVALUATION RESULTS

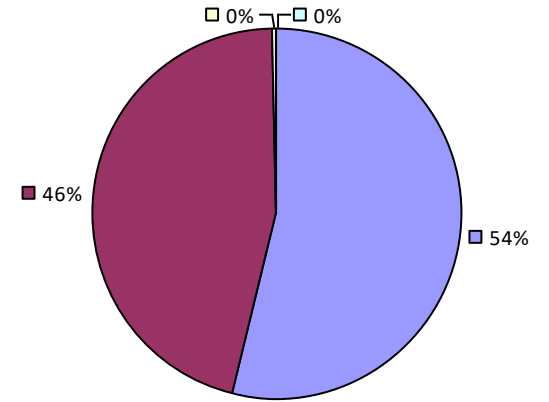
Student Performance



Teacher Observation



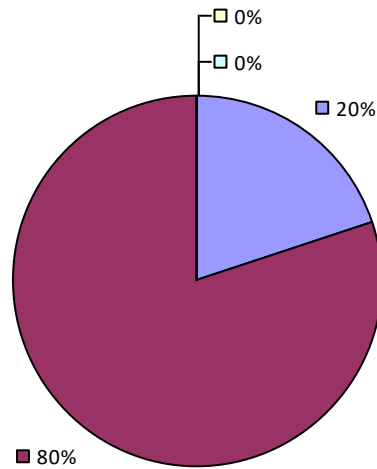
Overall Rating



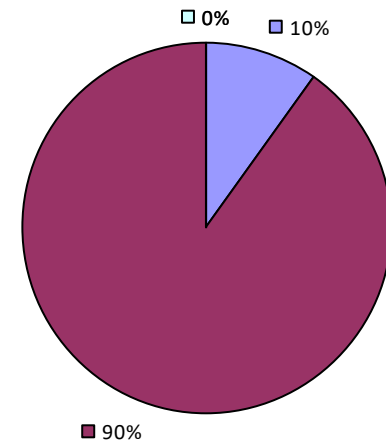
## 2018-19 PRINCIPAL EVALUATION RESULTS

Student performance results not shown due to suppression\*

Principal School Visits



Overall Rating



\* Data is suppressed if 100% of teachers/principals received the same rating or if the total teachers/principals in an LEA is less than five.

**KIRYAS JOEL VILLAGE UFSD**

*2018-19 TEACHER EVALUATION RESULTS NOT SHOWN DUE TO SUPPRESSION\**

*2018-19 PRINCIPAL EVALUATION RESULTS NOT SHOWN DUE TO SUPPRESSION\**

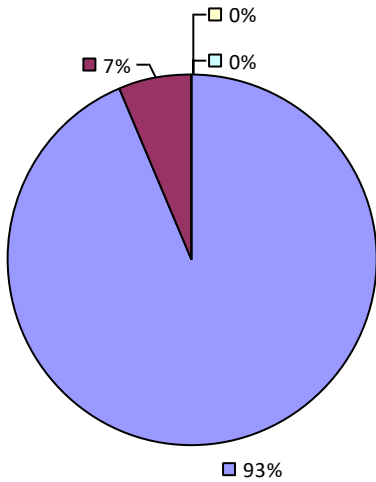
*\* Data is suppressed if 100% of teachers/principals received the same rating or if the total teachers/principals in an LEA is less than five.*



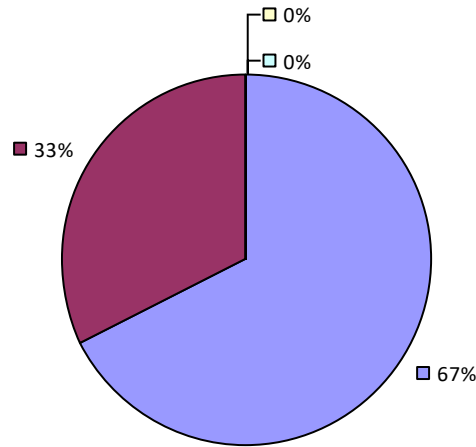
# LA FARGEVILLE CSD

## 2018-19 TEACHER EVALUATION RESULTS

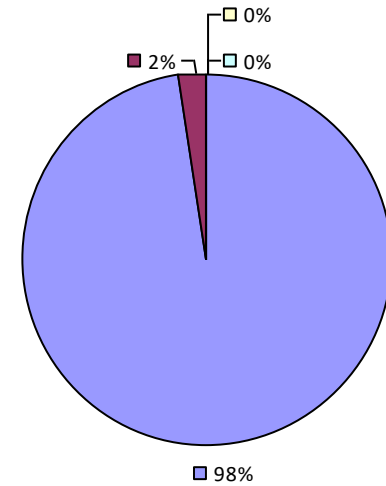
### Student Performance



### Teacher Observation



### Overall Rating



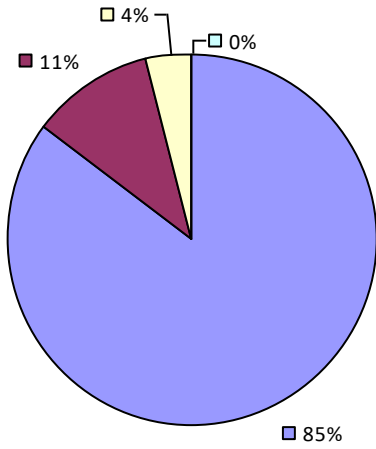
2018-19 PRINCIPAL EVALUATION RESULTS NOT SHOWN DUE TO SUPPRESSION\*

\* Data is suppressed if 100% of teachers/principals received the same rating or if the total teachers/principals in an LEA is less than five.

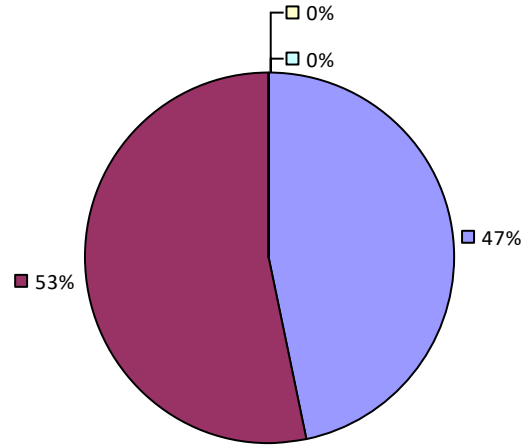
# LAFAYETTE CSD

## 2018-19 TEACHER EVALUATION RESULTS

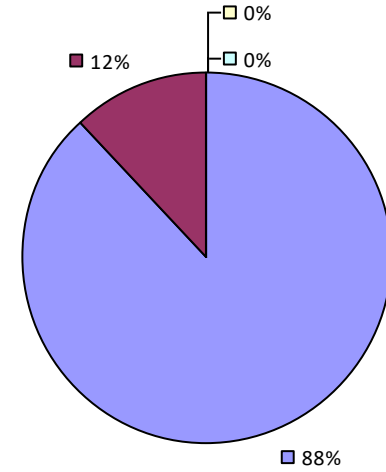
Student Performance



Teacher Observation



Overall Rating



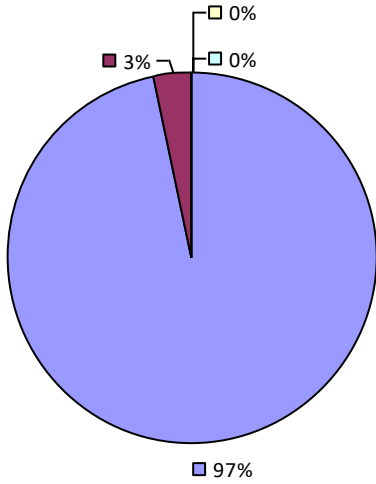
2018-19 PRINCIPAL EVALUATION RESULTS NOT SHOWN DUE TO SUPPRESSION\*

\* Data is suppressed if 100% of teachers/principals received the same rating or if the total teachers/principals in an LEA is less than five.

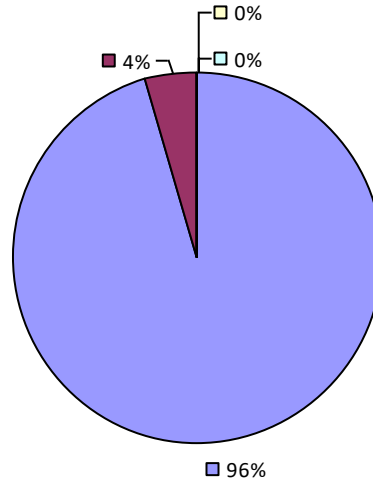
# LAKE GEORGE CSD

## 2018-19 TEACHER EVALUATION RESULTS

Student Performance



Teacher Observation



Overall results not shown due to suppression\*

## 2018-19 PRINCIPAL EVALUATION RESULTS NOT SHOWN DUE TO SUPPRESSION\*

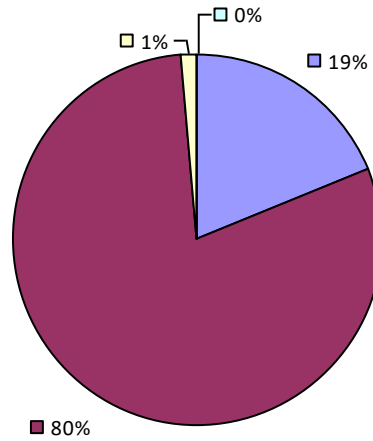
\* Data is suppressed if 100% of teachers/principals received the same rating or if the total teachers/principals in an LEA is less than five.

# LAKE PLACID CSD

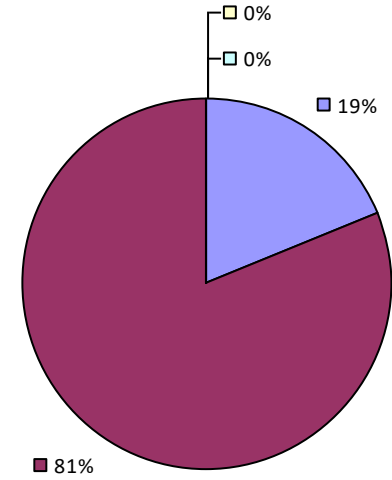
## 2018-19 TEACHER EVALUATION RESULTS

Student performance results not shown due to suppression\*

### Teacher Observation



### Overall Rating



## 2018-19 PRINCIPAL EVALUATION RESULTS NOT SHOWN DUE TO SUPPRESSION\*

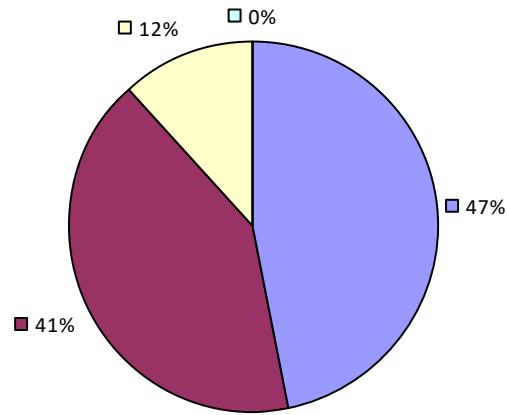
\* Data is suppressed if 100% of teachers/principals received the same rating or if the total teachers/principals in an LEA is less than five.

# LAKE PLEASANT CSD

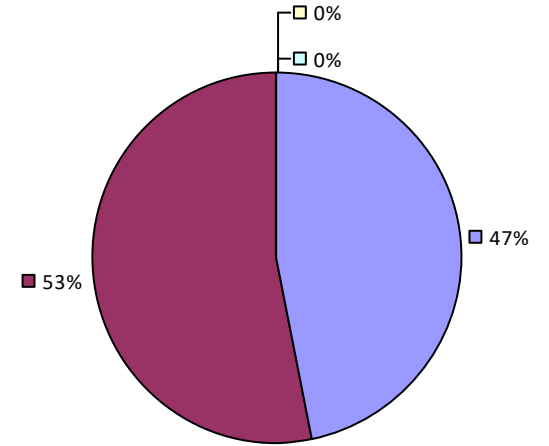
## 2018-19 TEACHER EVALUATION RESULTS

Student performance results not shown due to suppression\*

### Teacher Observation



### Overall Rating



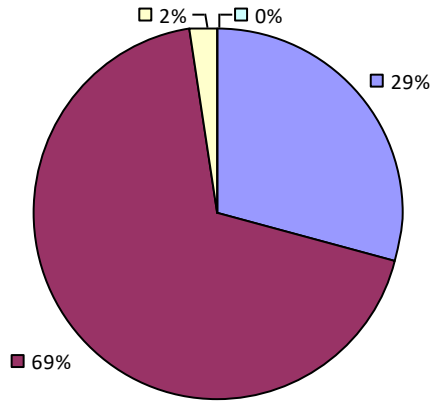
## 2018-19 PRINCIPAL EVALUATION RESULTS NOT SHOWN DUE TO SUPPRESSION\*

\* Data is suppressed if 100% of teachers/principals received the same rating or if the total teachers/principals in an LEA is less than five.

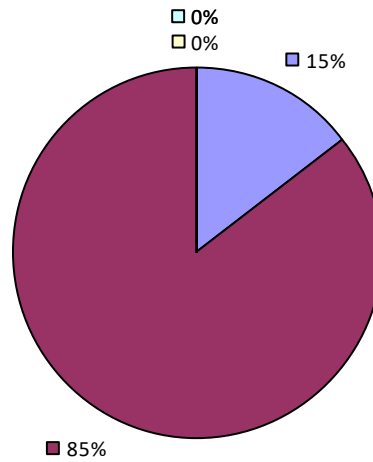
# LAKELAND CSD

## 2018-19 TEACHER EVALUATION RESULTS

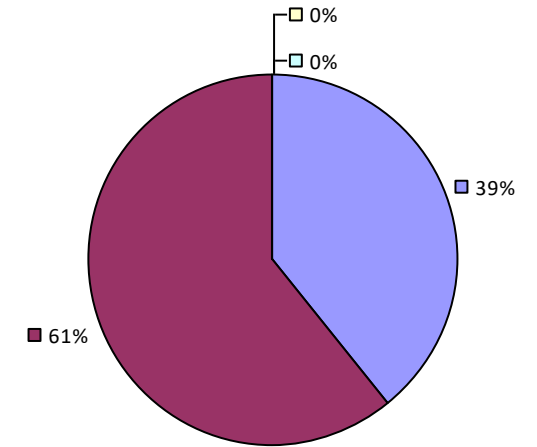
Student Performance



Teacher Observation

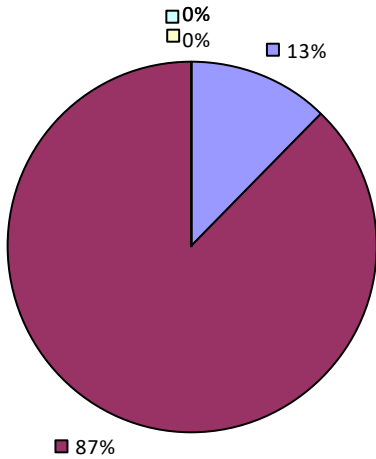


Overall Rating

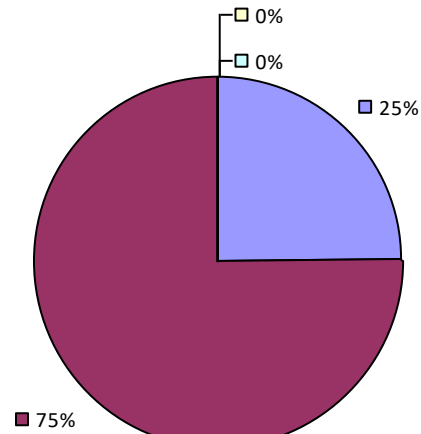


## 2018-19 PRINCIPAL EVALUATION RESULTS

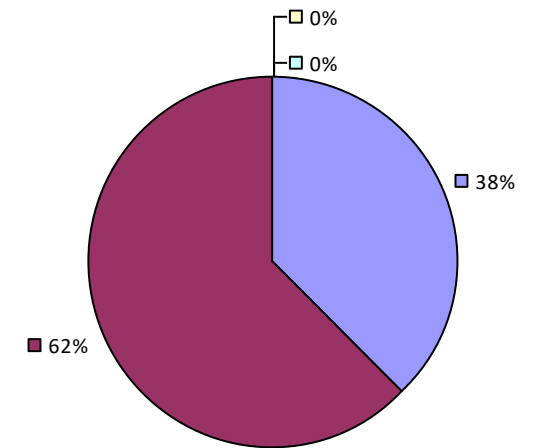
Student Performance



Principal School Visits



Overall Rating

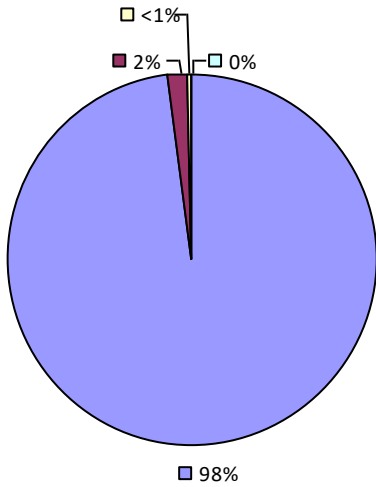


\* Data is suppressed if 100% of teachers/principals received the same rating or if the total teachers/principals in an LEA is less than five.

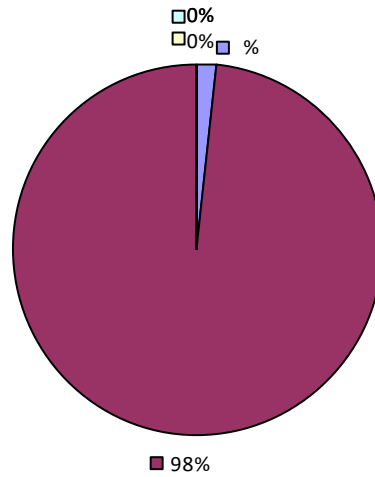
# LANCASTER CSD

## 2018-19 TEACHER EVALUATION RESULTS

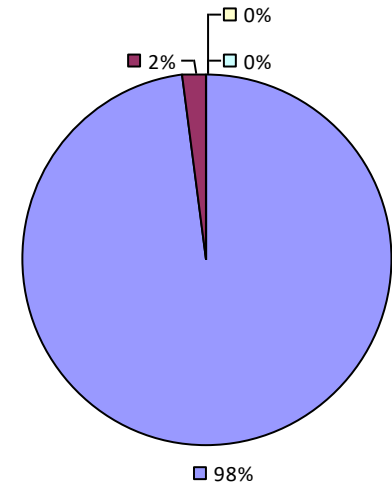
Student Performance



Teacher Observation



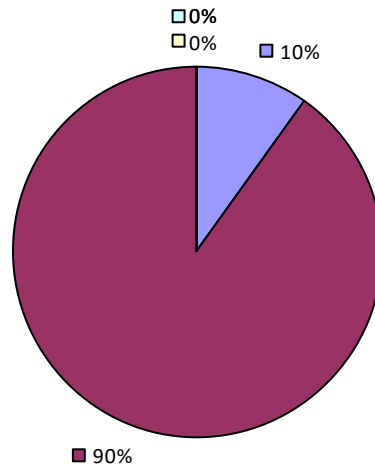
Overall Rating



## 2018-19 PRINCIPAL EVALUATION RESULTS

Student performance results not shown due to suppression\*

Principal School Visits



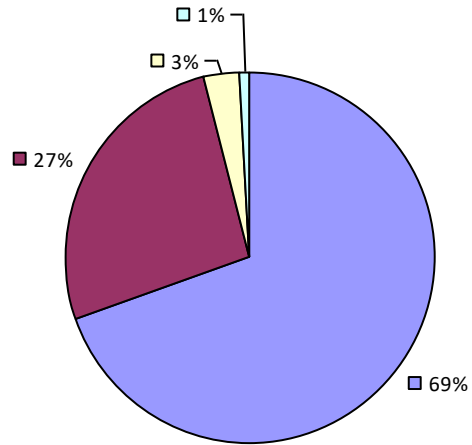
Overall results not shown due to suppression\*

\* Data is suppressed if 100% of teachers/principals received the same rating or if the total teachers/principals in an LEA is less than five.

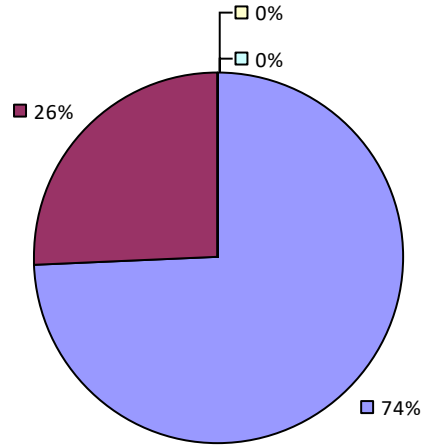
# LANSING CSD

## 2018-19 TEACHER EVALUATION RESULTS

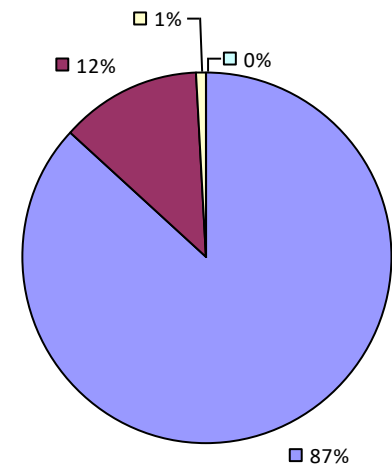
### Student Performance



### Teacher Observation



### Overall Rating



2018-19 PRINCIPAL EVALUATION RESULTS NOT SHOWN DUE TO SUPPRESSION\*

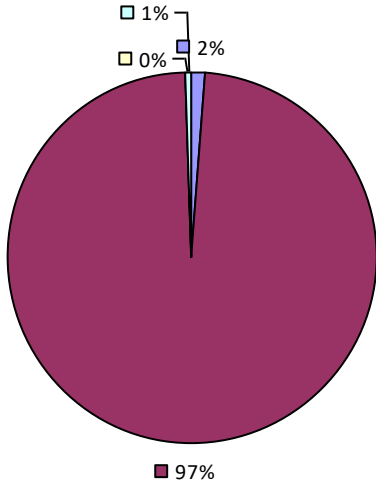
\* Data is suppressed if 100% of teachers/principals received the same rating or if the total teachers/principals in an LEA is less than five.



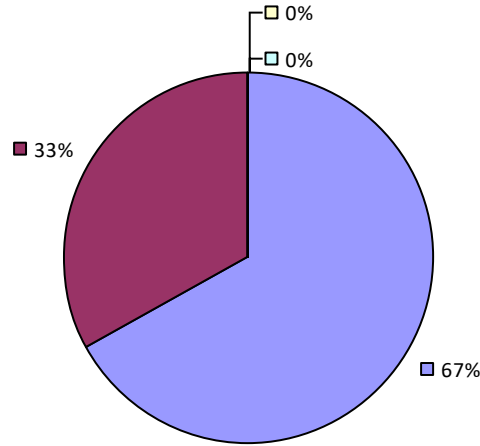
# LANSINGBURGH CSD

## 2018-19 TEACHER EVALUATION RESULTS

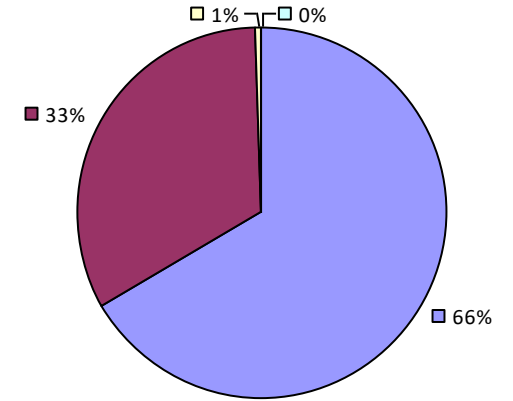
Student Performance



Teacher Observation



Overall Rating



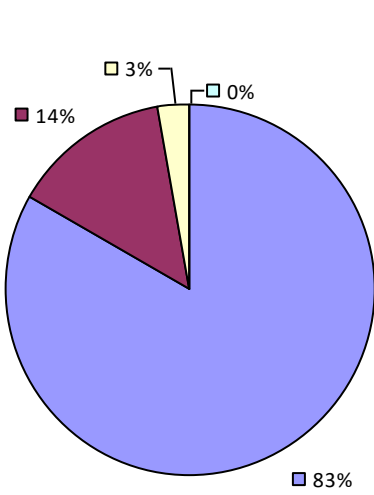
2018-19 PRINCIPAL EVALUATION RESULTS NOT SHOWN DUE TO SUPPRESSION\*

\* Data is suppressed if 100% of teachers/principals received the same rating or if the total teachers/principals in an LEA is less than five.

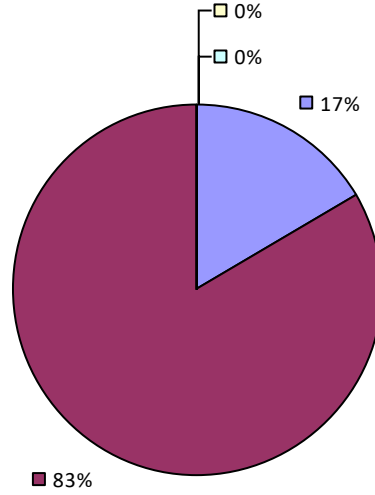
# LAURENS CSD

## 2018-19 TEACHER EVALUATION RESULTS

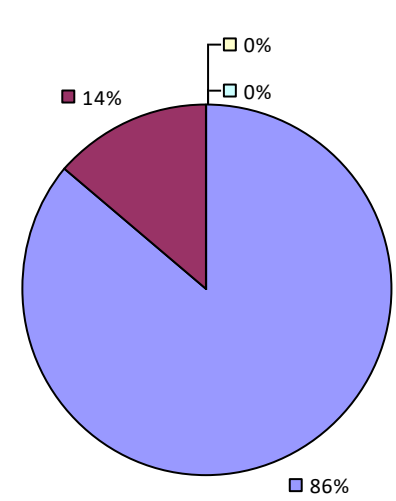
Student Performance



Teacher Observation



Overall Rating



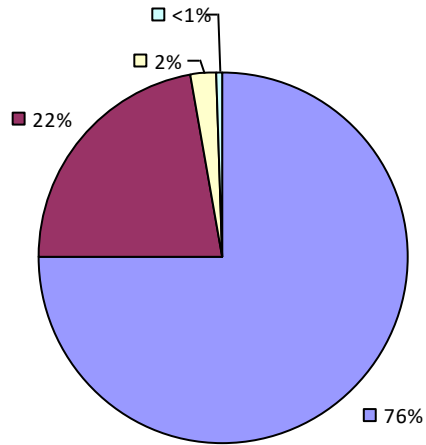
2018-19 PRINCIPAL EVALUATION RESULTS NOT SHOWN DUE TO SUPPRESSION\*

\* Data is suppressed if 100% of teachers/principals received the same rating or if the total teachers/principals in an LEA is less than five.

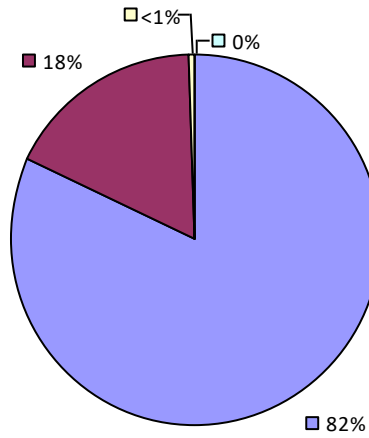
# LAWRENCE UFSD

## 2018-19 TEACHER EVALUATION RESULTS

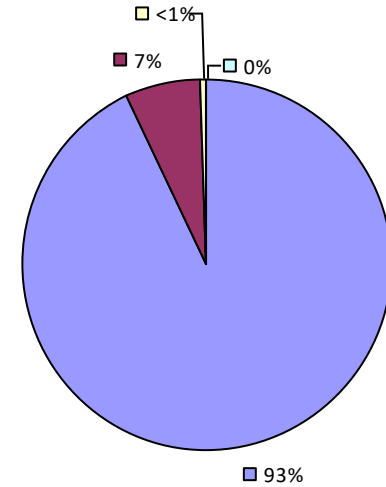
### Student Performance



### Teacher Observation



### Overall Rating



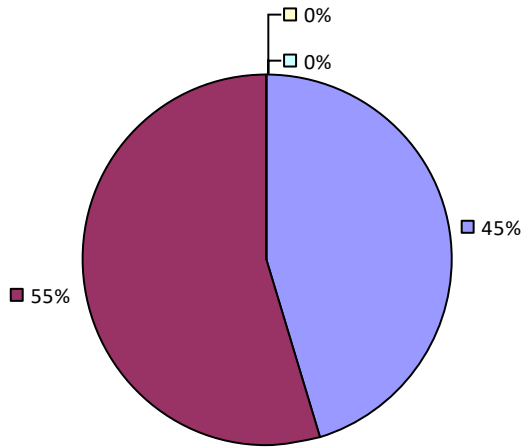
2018-19 PRINCIPAL EVALUATION RESULTS NOT SHOWN DUE TO SUPPRESSION\*

\* Data is suppressed if 100% of teachers/principals received the same rating or if the total teachers/principals in an LEA is less than five.

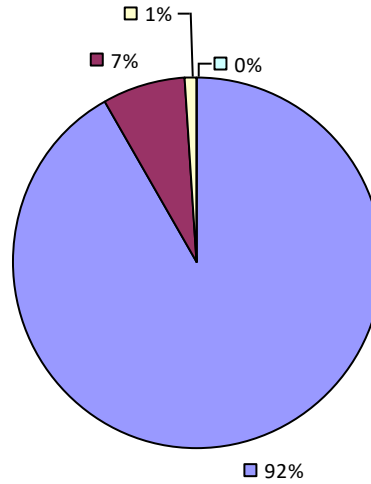
# LE ROY CSD

## 2018-19 TEACHER EVALUATION RESULTS

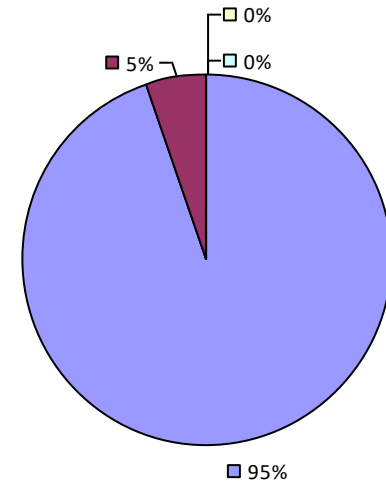
### Student Performance



### Teacher Observation



### Overall Rating



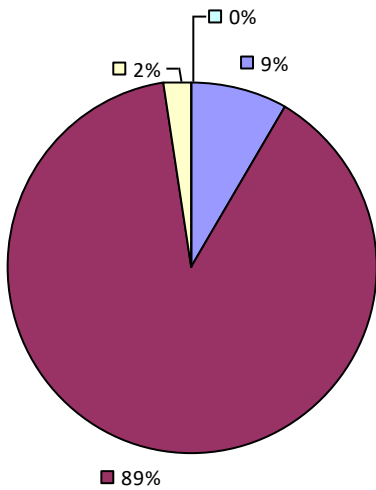
2018-19 PRINCIPAL EVALUATION RESULTS NOT SHOWN DUE TO SUPPRESSION\*

\* Data is suppressed if 100% of teachers/principals received the same rating or if the total teachers/principals in an LEA is less than five.

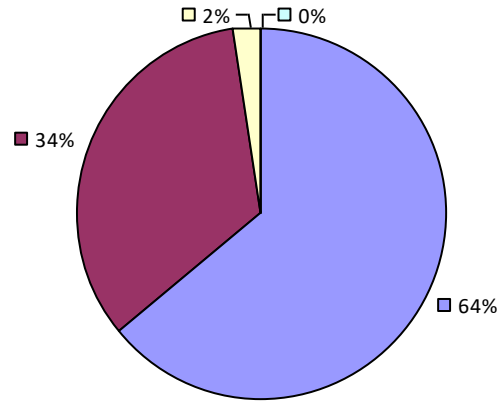
# LETCHWORTH CSD

## 2018-19 TEACHER EVALUATION RESULTS

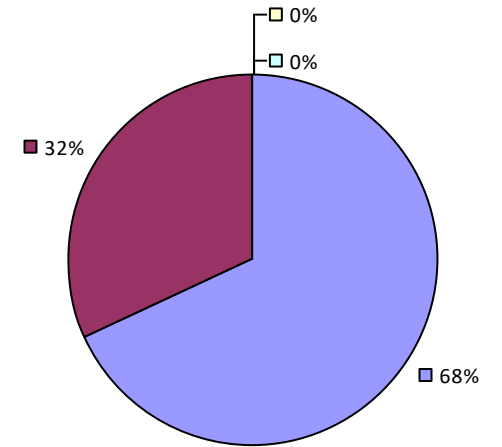
### Student Performance



### Teacher Observation



### Overall Rating



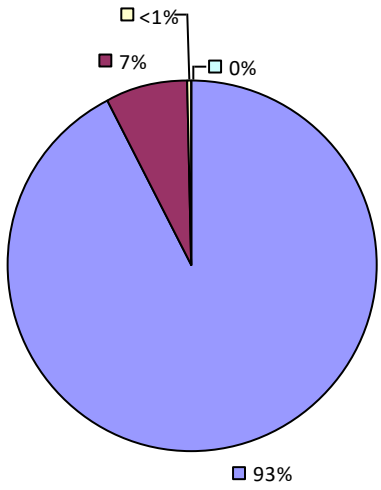
2018-19 PRINCIPAL EVALUATION RESULTS NOT SHOWN DUE TO SUPPRESSION\*

\* Data is suppressed if 100% of teachers/principals received the same rating or if the total teachers/principals in an LEA is less than five.

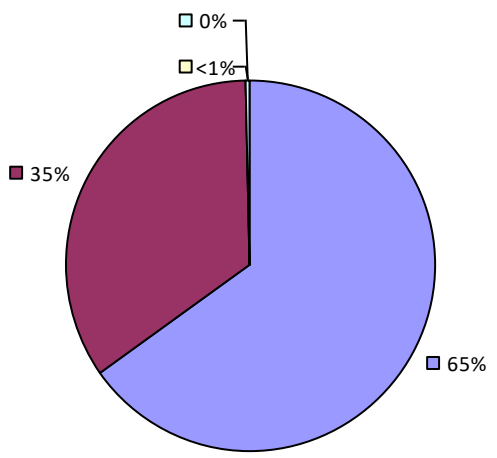
# LEVITTOWN UFSD

## 2018-19 TEACHER EVALUATION RESULTS

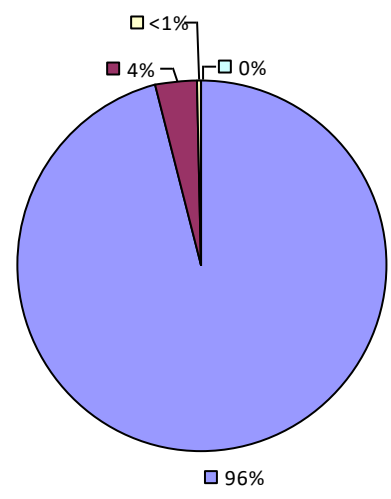
### Student Performance



### Teacher Observation



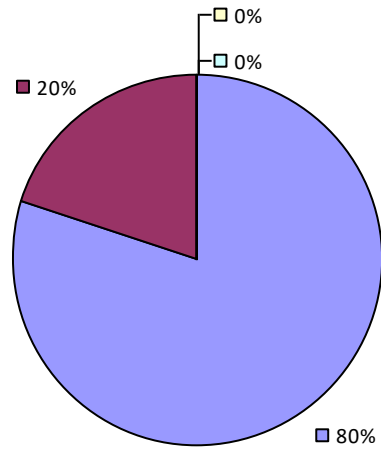
### Overall Rating



## 2018-19 PRINCIPAL EVALUATION RESULTS

Student performance results not shown due to suppression\*

### Principal School Visits



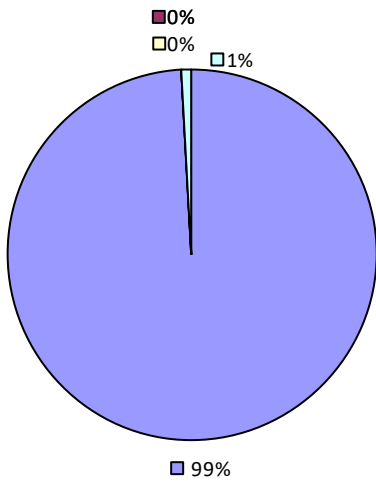
Overall results not shown due to suppression\*

\* Data is suppressed if 100% of teachers/principals received the same rating or if the total teachers/principals in an LEA is less than five.

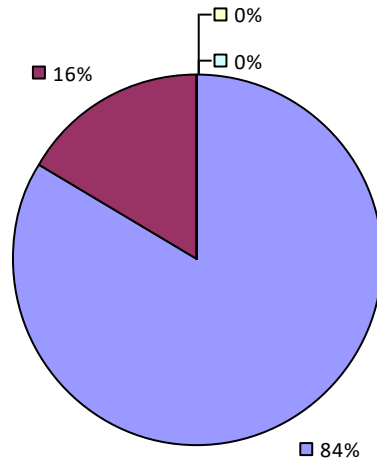
# LEWISTON-PORTER CSD

## 2018-19 TEACHER EVALUATION RESULTS

Student Performance



Teacher Observation



Overall results not shown due to suppression\*

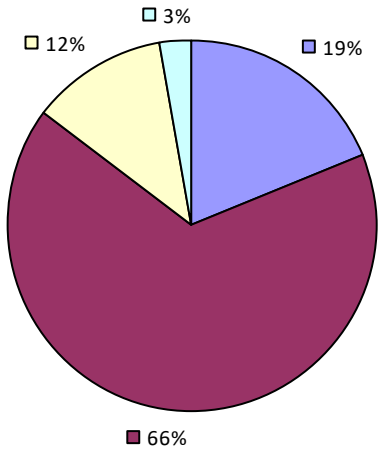
2018-19 PRINCIPAL EVALUATION RESULTS NOT SHOWN DUE TO SUPPRESSION\*

\* Data is suppressed if 100% of teachers/principals received the same rating or if the total teachers/principals in an LEA is less than five.

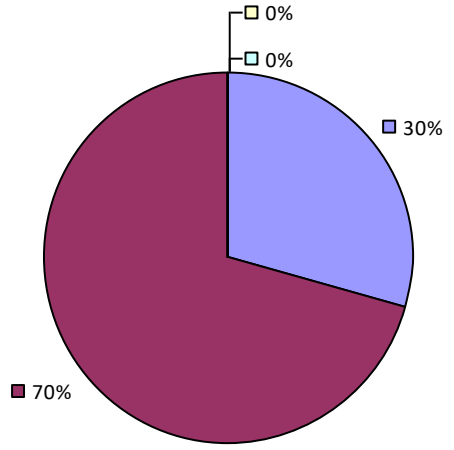
# LIBERTY CSD

## 2018-19 TEACHER EVALUATION RESULTS

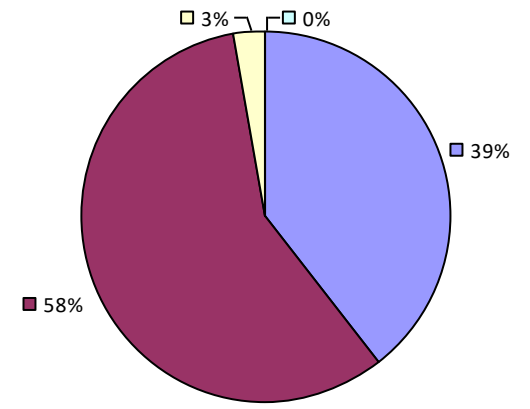
### Student Performance



### Teacher Observation



### Overall Rating



2018-19 PRINCIPAL EVALUATION RESULTS NOT SHOWN DUE TO SUPPRESSION\*

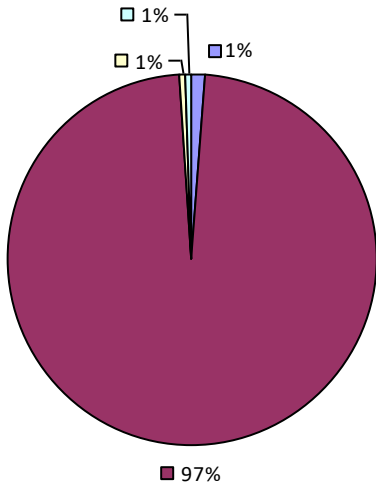
\* Data is suppressed if 100% of teachers/principals received the same rating or if the total teachers/principals in an LEA is less than five.



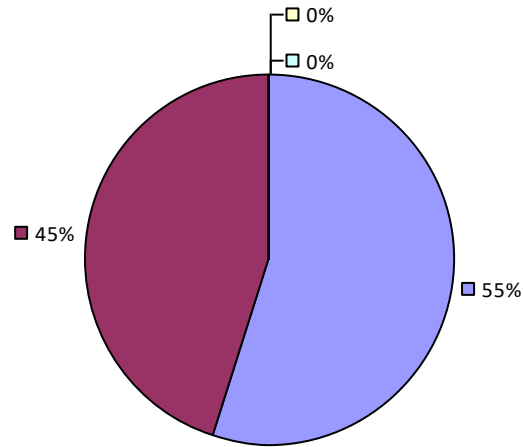
# LINDENHURST UFSD

## 2018-19 TEACHER EVALUATION RESULTS

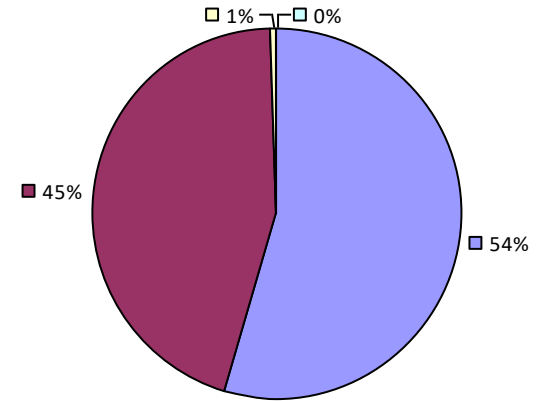
Student Performance



Teacher Observation



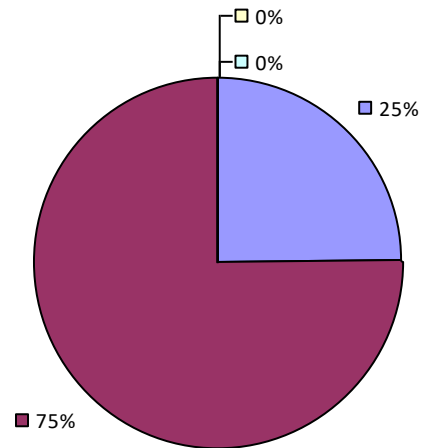
Overall Rating



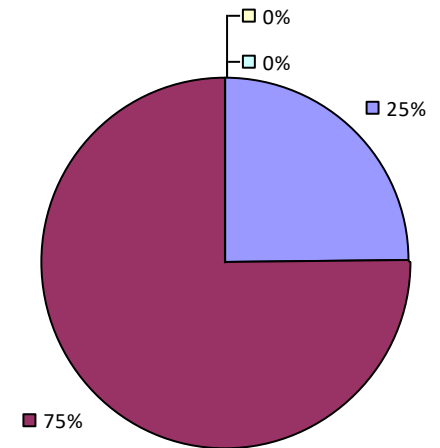
## 2018-19 PRINCIPAL EVALUATION RESULTS

Student performance results not shown due to suppression\*

Principal School Visits



Overall Rating

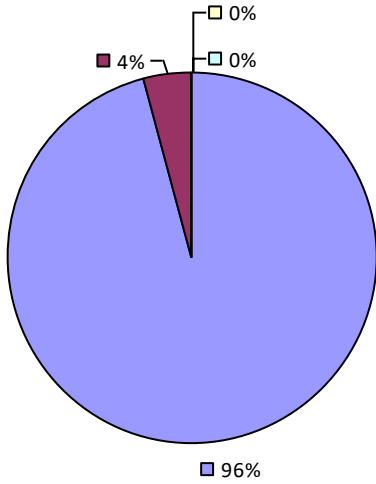


\* Data is suppressed if 100% of teachers/principals received the same rating or if the total teachers/principals in an LEA is less than five.

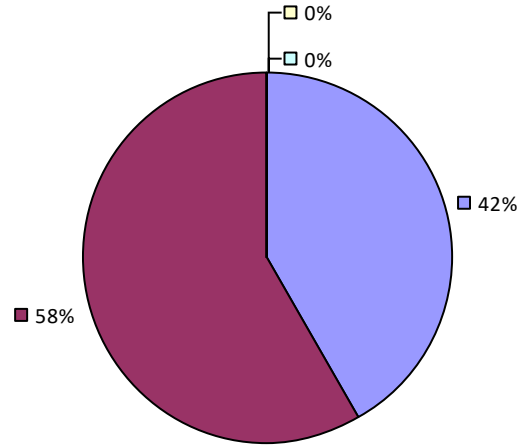
# LISBON CSD

## 2018-19 TEACHER EVALUATION RESULTS

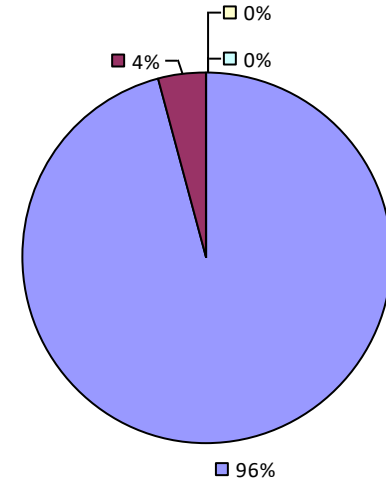
Student Performance



Teacher Observation



Overall Rating



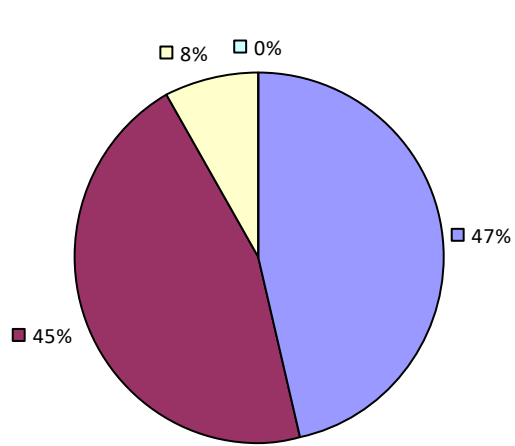
2018-19 PRINCIPAL EVALUATION RESULTS NOT SHOWN DUE TO SUPPRESSION\*

\* Data is suppressed if 100% of teachers/principals received the same rating or if the total teachers/principals in an LEA is less than five.

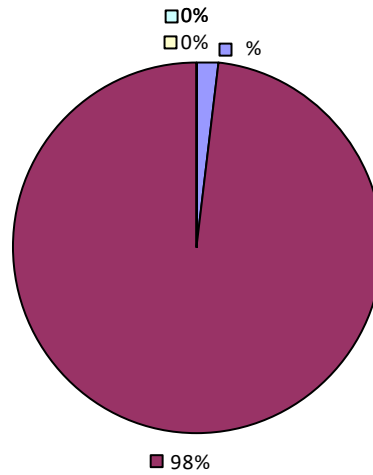
# LITTLE FALLS CITY SD

## 2018-19 TEACHER EVALUATION RESULTS

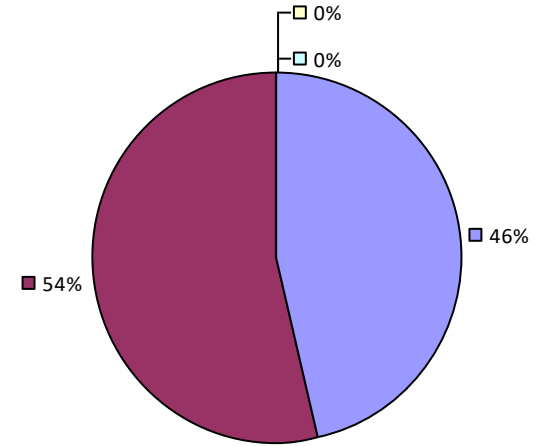
### Student Performance



### Teacher Observation



### Overall Rating



2018-19 PRINCIPAL EVALUATION RESULTS NOT SHOWN DUE TO SUPPRESSION\*

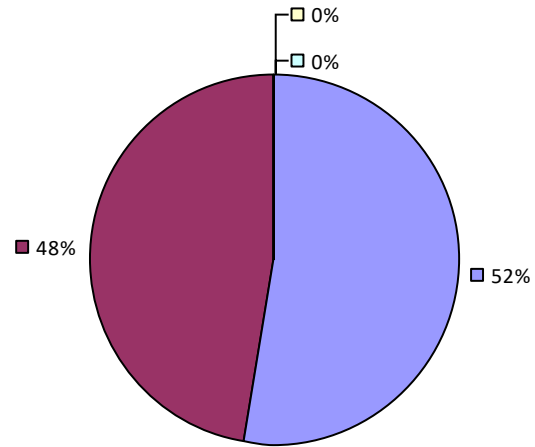
\* Data is suppressed if 100% of teachers/principals received the same rating or if the total teachers/principals in an LEA is less than five.

# LITTLE FLOWER UFSD

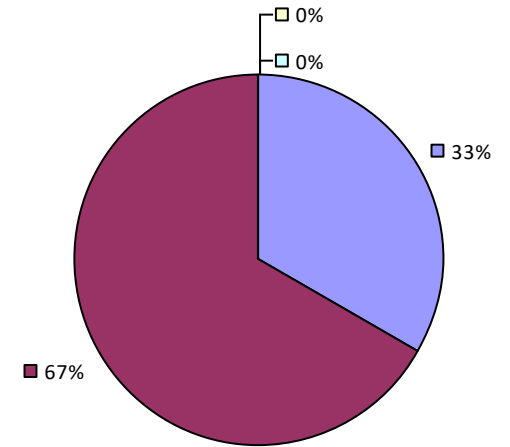
## 2018-19 TEACHER EVALUATION RESULTS

Student performance results not shown due to suppression\*

### Teacher Observation



### Overall Rating



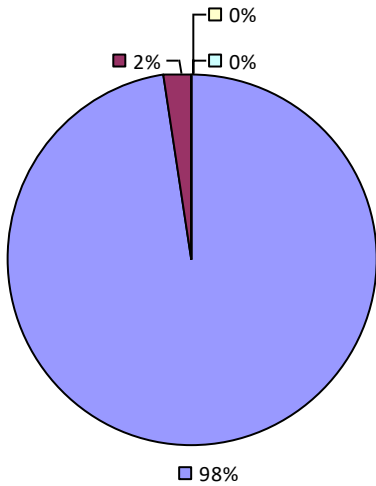
## 2018-19 PRINCIPAL EVALUATION RESULTS NOT SUBMITTED

\* Data is suppressed if 100% of teachers/principals received the same rating or if the total teachers/principals in an LEA is less than five.

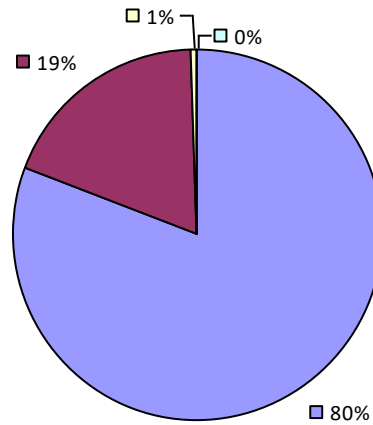
# LIVERPOOL CSD

## 2018-19 TEACHER EVALUATION RESULTS

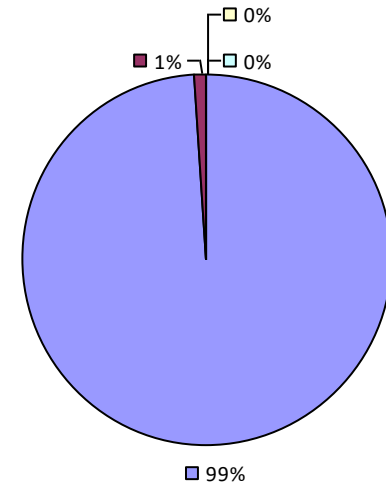
### Student Performance



### Teacher Observation



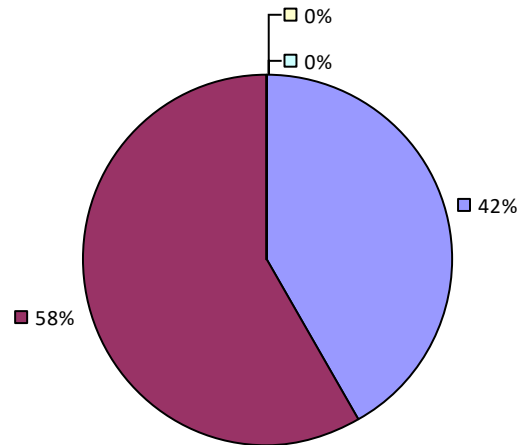
### Overall Rating



## 2018-19 PRINCIPAL EVALUATION RESULTS

Student performance results not shown due to suppression\*

### Principal School Visits



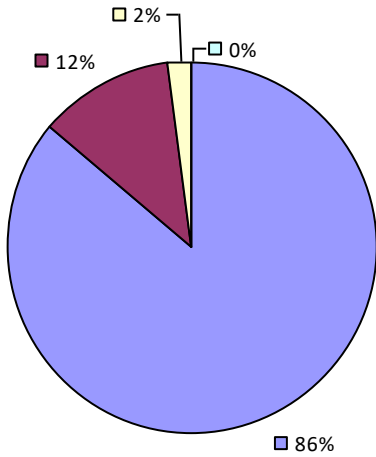
Overall results not shown due to suppression\*

\* Data is suppressed if 100% of teachers/principals received the same rating or if the total teachers/principals in an LEA is less than five.

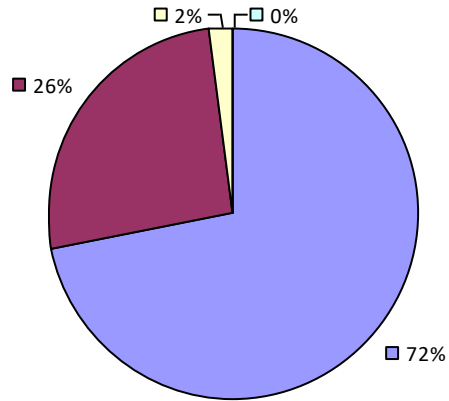
# LIVINGSTON MANOR CSD

## 2018-19 TEACHER EVALUATION RESULTS

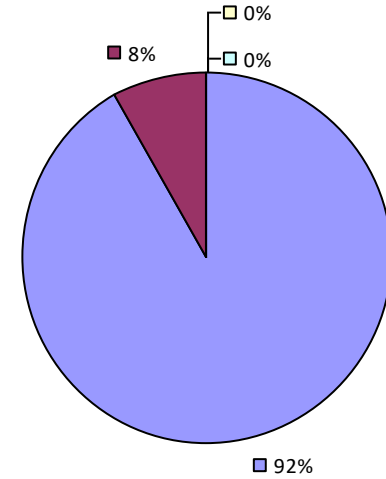
### Student Performance



### Teacher Observation



### Overall Rating



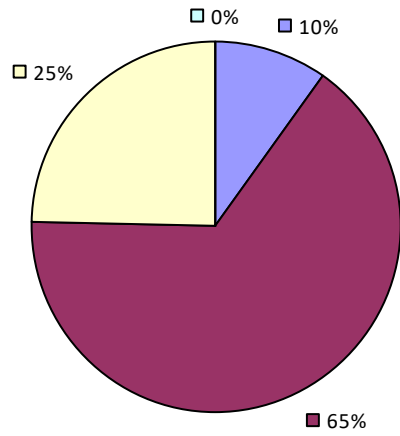
2018-19 PRINCIPAL EVALUATION RESULTS NOT SHOWN DUE TO SUPPRESSION\*

\* Data is suppressed if 100% of teachers/principals received the same rating or if the total teachers/principals in an LEA is less than five.

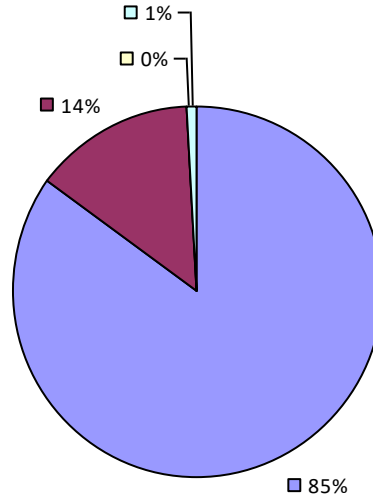
# LIVONIA CSD

## 2018-19 TEACHER EVALUATION RESULTS

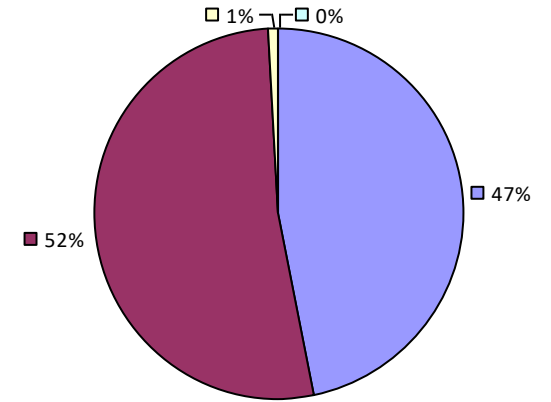
### Student Performance



### Teacher Observation



### Overall Rating



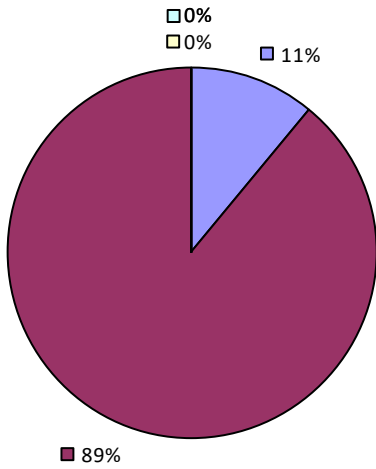
2018-19 PRINCIPAL EVALUATION RESULTS NOT SHOWN DUE TO SUPPRESSION\*

\* Data is suppressed if 100% of teachers/principals received the same rating or if the total teachers/principals in an LEA is less than five.

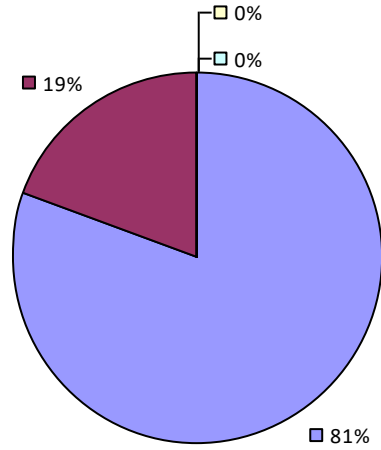
# LOCKPORT CITY SD

## 2018-19 TEACHER EVALUATION RESULTS

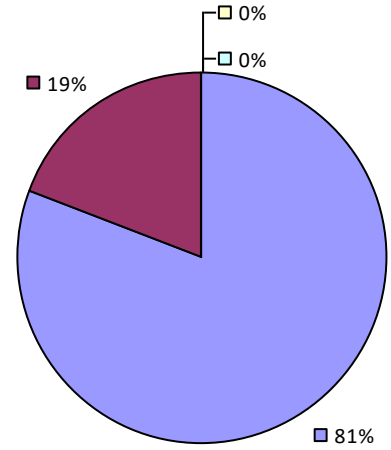
### Student Performance



### Teacher Observation



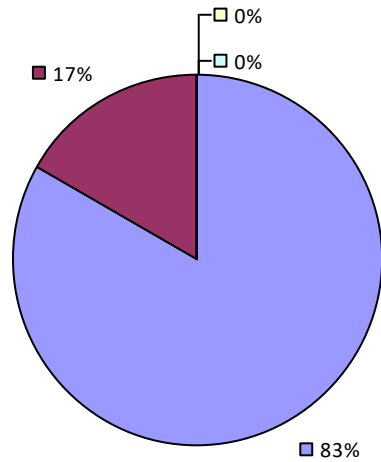
### Overall Rating



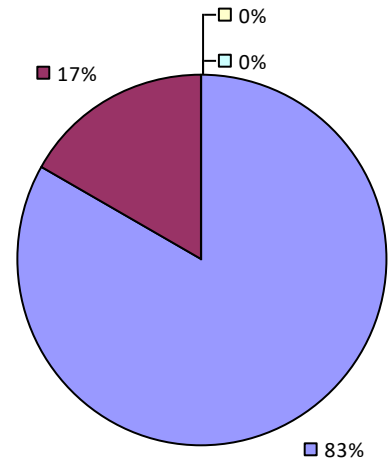
## 2018-19 PRINCIPAL EVALUATION RESULTS

Student performance results not shown due to suppression\*

### Principal School Visits



### Overall Rating



\* Data is suppressed if 100% of teachers/principals received the same rating or if the total teachers/principals in an LEA is less than five.



**LOCUST VALLEY CSD**

*2018-19 TEACHER EVALUATION RESULTS NOT SHOWN DUE TO SUPPRESSION\**

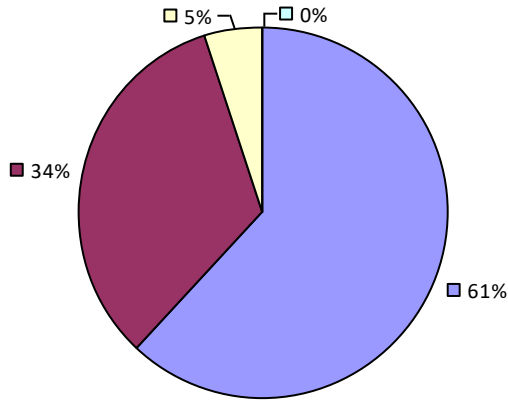
*2018-19 PRINCIPAL EVALUATION RESULTS NOT SHOWN DUE TO SUPPRESSION\**

*\* Data is suppressed if 100% of teachers/principals received the same rating or if the total teachers/principals in an LEA is less than five.*

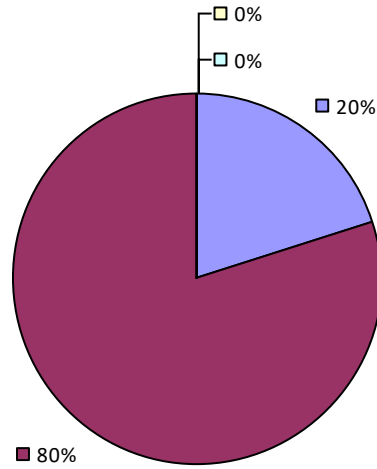
# LONG BEACH CITY SD

## 2018-19 TEACHER EVALUATION RESULTS

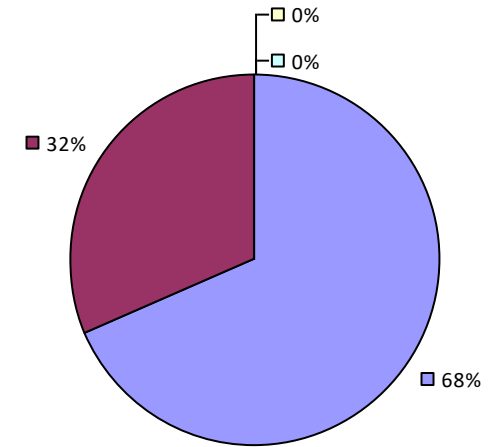
### Student Performance



### Teacher Observation

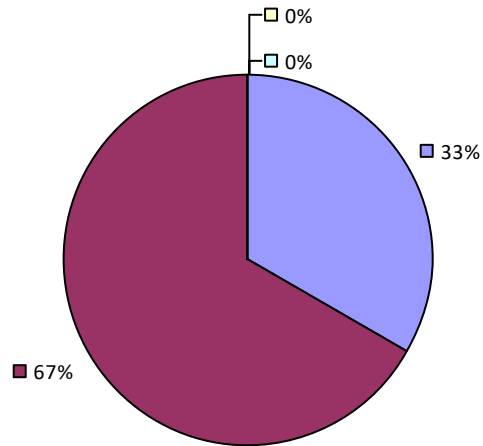


### Overall Rating

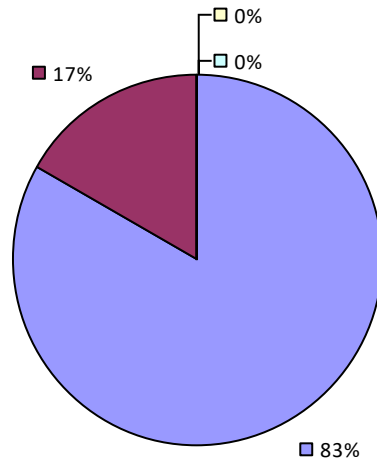


## 2018-19 PRINCIPAL EVALUATION RESULTS

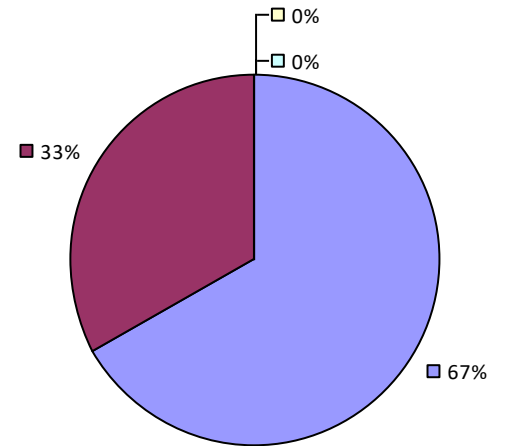
### Student Performance



### Principal School Visits



### Overall Rating

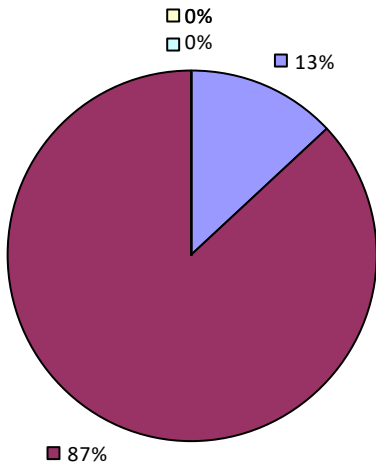


\* Data is suppressed if 100% of teachers/principals received the same rating or if the total teachers/principals in an LEA is less than five.

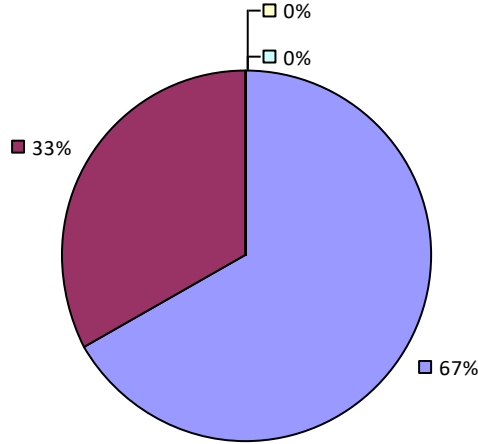
# LONG LAKE CSD

## 2018-19 TEACHER EVALUATION RESULTS

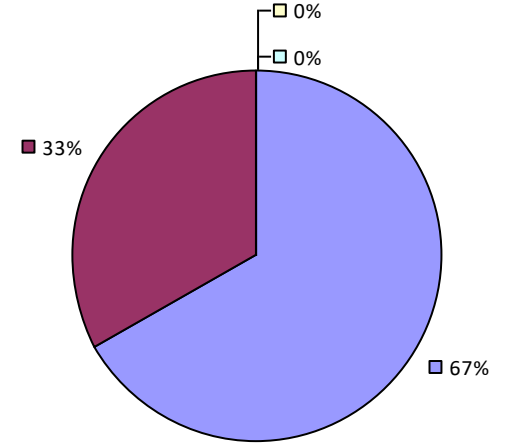
### Student Performance



### Teacher Observation



### Overall Rating



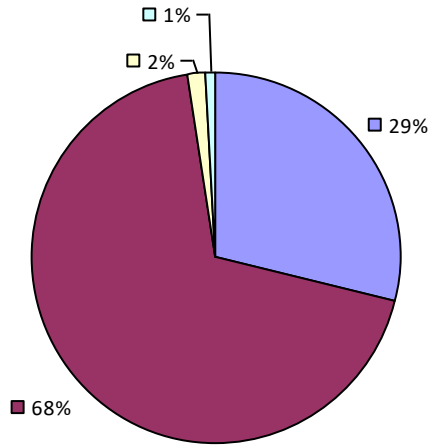
2018-19 PRINCIPAL EVALUATION RESULTS NOT SHOWN DUE TO SUPPRESSION\*

\* Data is suppressed if 100% of teachers/principals received the same rating or if the total teachers/principals in an LEA is less than five.

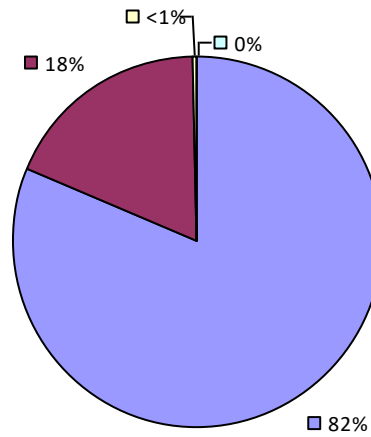
# LONGWOOD CSD

## 2018-19 TEACHER EVALUATION RESULTS

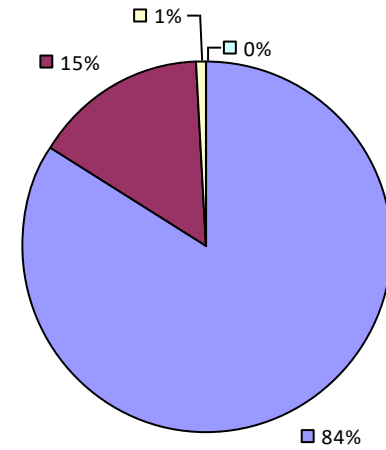
Student Performance



Teacher Observation



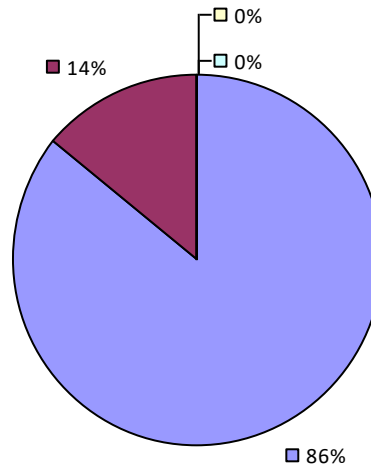
Overall Rating



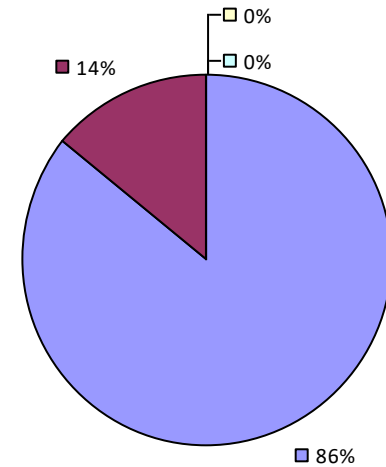
## 2018-19 PRINCIPAL EVALUATION RESULTS

Student performance results not shown due to suppression\*

Principal School Visits



Overall Rating

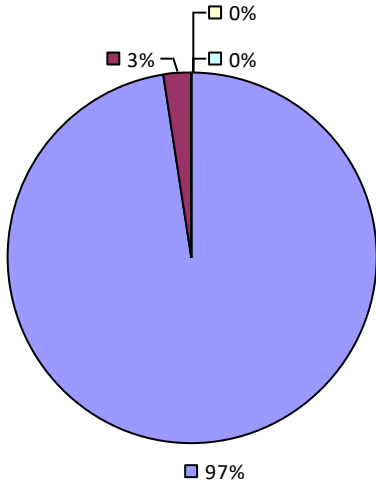


\* Data is suppressed if 100% of teachers/principals received the same rating or if the total teachers/principals in an LEA is less than five.

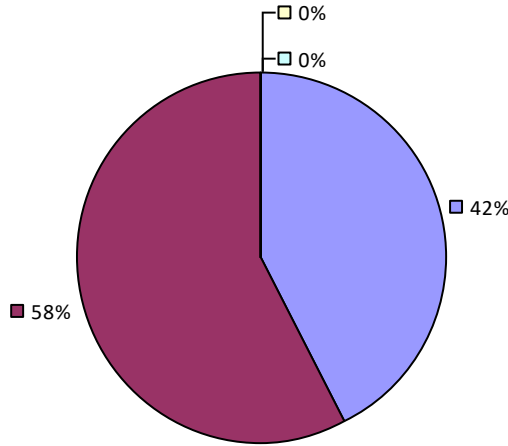
# LOWVILLE ACADEMY & CSD

## 2018-19 TEACHER EVALUATION RESULTS

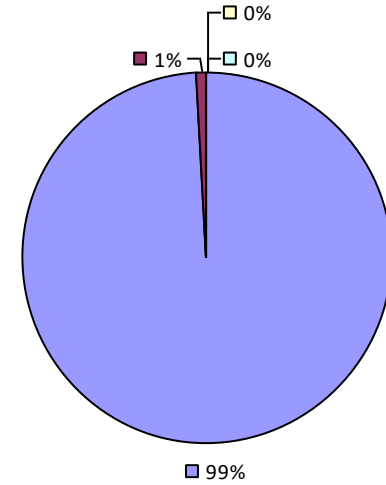
### Student Performance



### Teacher Observation



### Overall Rating



2018-19 PRINCIPAL EVALUATION RESULTS NOT SHOWN DUE TO SUPPRESSION\*

\* Data is suppressed if 100% of teachers/principals received the same rating or if the total teachers/principals in an LEA is less than five.

**LYME CSD**

*2018-19 TEACHER EVALUATION RESULTS NOT SHOWN DUE TO SUPPRESSION\**

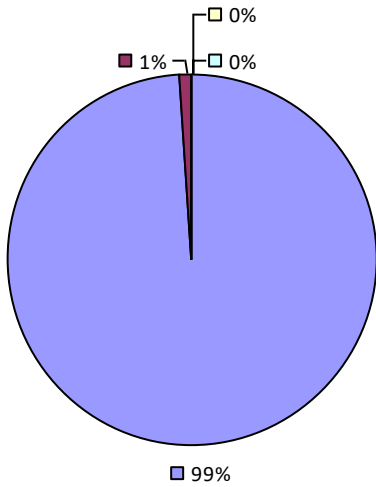
*2018-19 PRINCIPAL EVALUATION RESULTS NOT SHOWN DUE TO SUPPRESSION\**

*\* Data is suppressed if 100% of teachers/principals received the same rating or if the total teachers/principals in an LEA is less than five.*

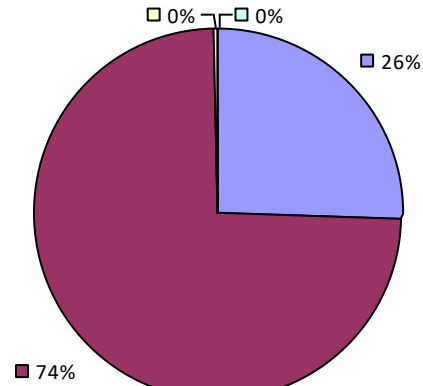
# LYNBROOK UFSD

## 2018-19 TEACHER EVALUATION RESULTS

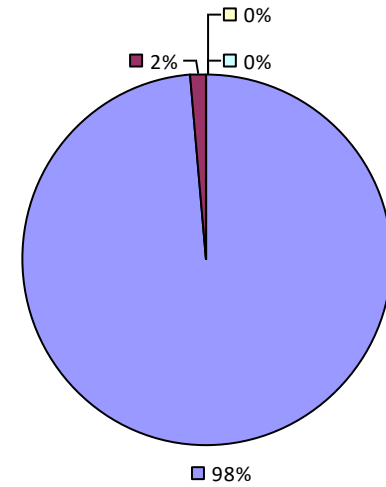
Student Performance



Teacher Observation



Overall Rating

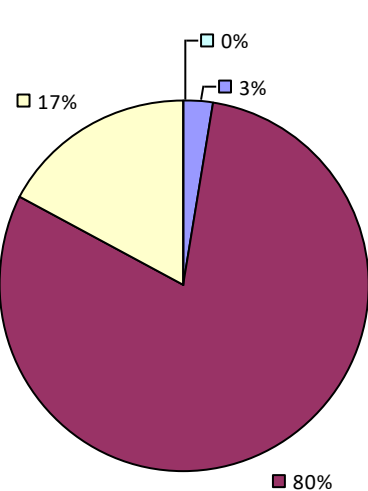


2018-19 PRINCIPAL EVALUATION RESULTS NOT SHOWN DUE TO SUPPRESSION\*

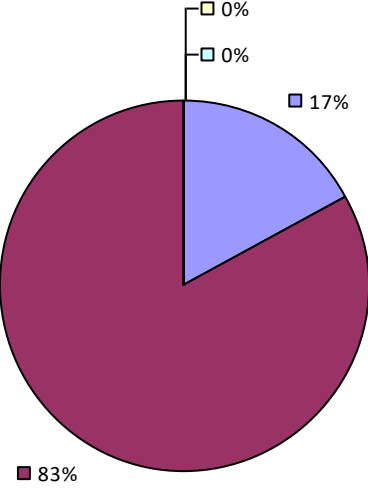
\* Data is suppressed if 100% of teachers/principals received the same rating or if the total teachers/principals in an LEA is less than five.

LYNCOURT UFSD

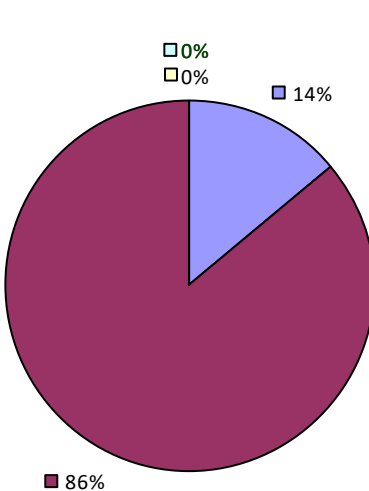
Student Performance



Teacher Observation



Overall Rating



2018-19 PRINCIPAL EVALUATION RESULTS NOT SHOWN DUE TO SUPPRESSION\*

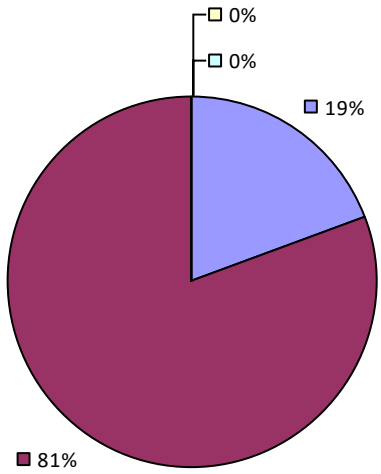
\* Data is suppressed if 100% of teachers/principals received the same rating or if the total teachers/principals in an LEA is less than five.



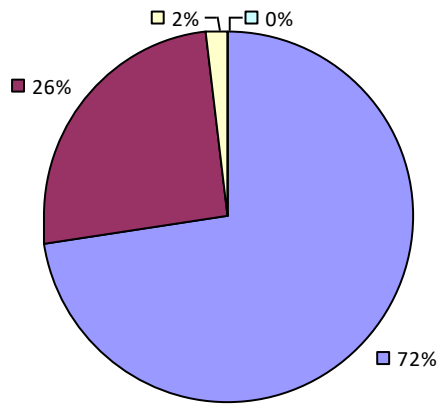
# LYNDONVILLE CSD

## 2018-19 TEACHER EVALUATION RESULTS

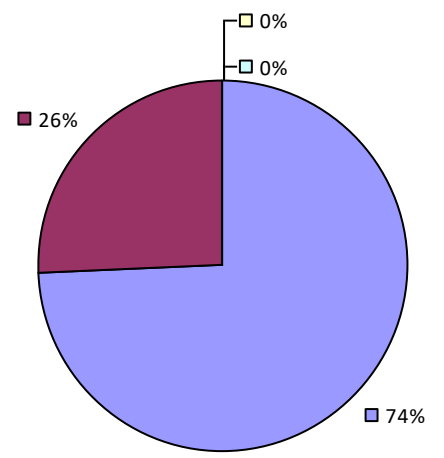
Student Performance



Teacher Observation



Overall Rating



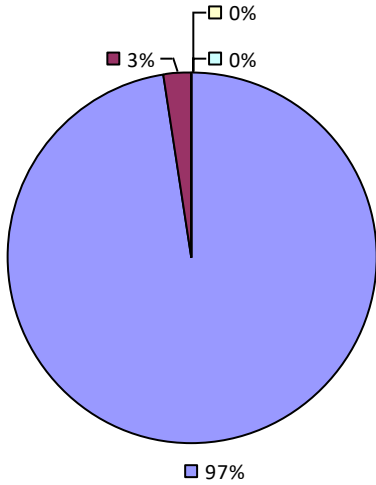
2018-19 PRINCIPAL EVALUATION RESULTS NOT SHOWN DUE TO SUPPRESSION\*

\* Data is suppressed if 100% of teachers/principals received the same rating or if the total teachers/principals in an LEA is less than five.

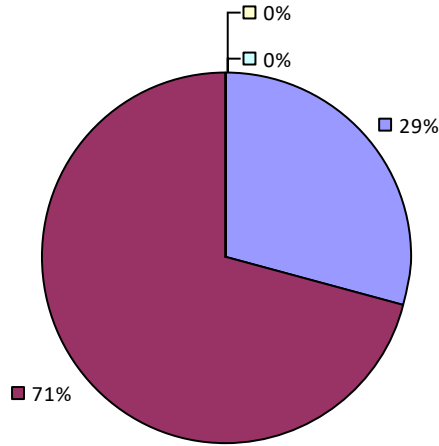
# LYONS CSD

## 2018-19 TEACHER EVALUATION RESULTS

Student Performance



Teacher Observation



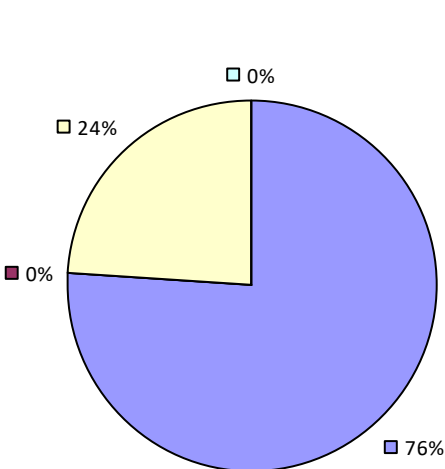
Overall results not shown due to suppression\*

## 2018-19 PRINCIPAL EVALUATION RESULTS NOT SHOWN DUE TO SUPPRESSION\*

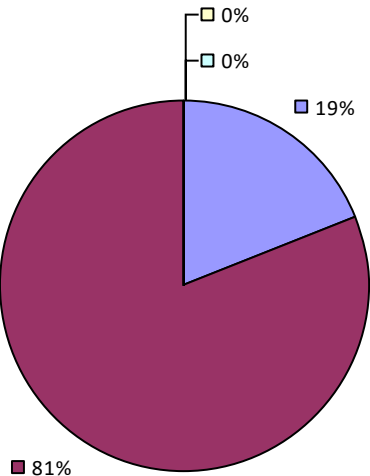
\* Data is suppressed if 100% of teachers/principals received the same rating or if the total teachers/principals in an LEA is less than five.

MADISON CSD

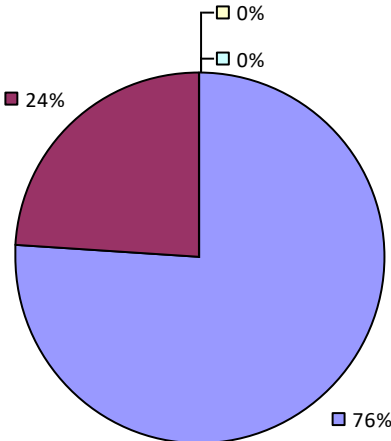
Student Performance



Teacher Observation



Overall Rating



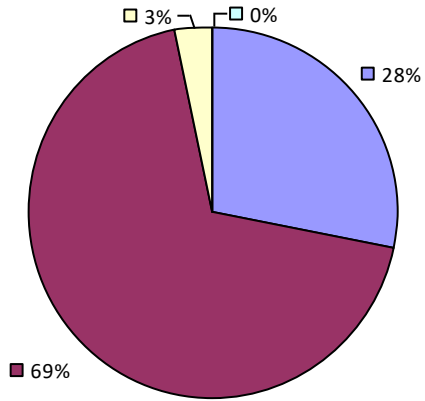
2018-19 PRINCIPAL EVALUATION RESULTS NOT SHOWN DUE TO SUPPRESSION\*

\* Data is suppressed if 100% of teachers/principals received the same rating or if the total teachers/principals in an LEA is less than five.

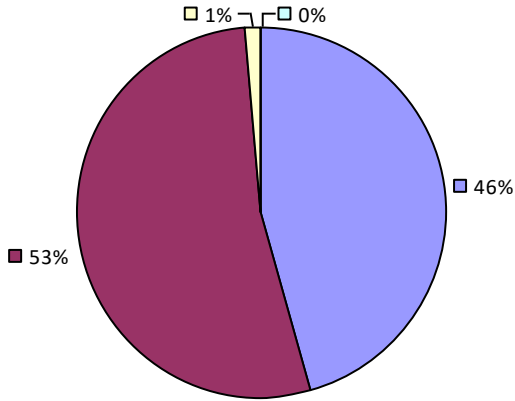
# MADISON-ONEIDA BOCES

## 2018-19 TEACHER EVALUATION RESULTS

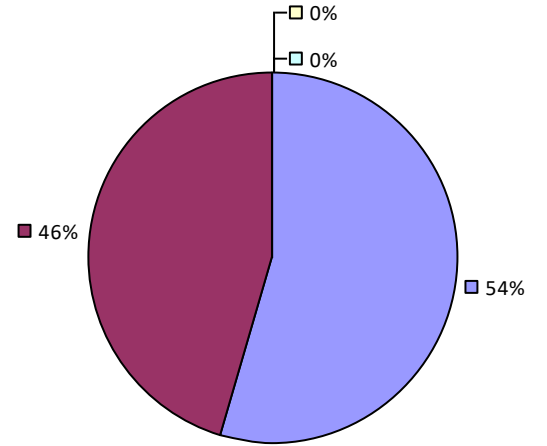
Student Performance



Teacher Observation



Overall Rating



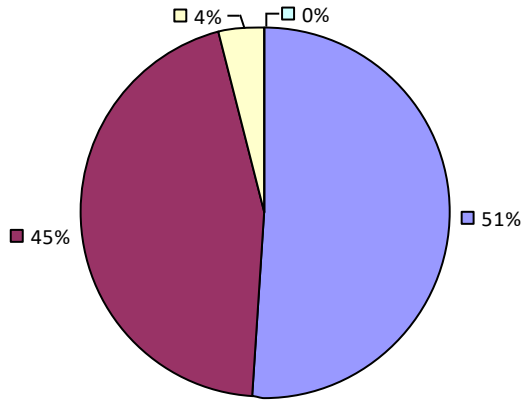
2018-19 PRINCIPAL EVALUATION RESULTS NOT SHOWN DUE TO SUPPRESSION\*

\* Data is suppressed if 100% of teachers/principals received the same rating or if the total teachers/principals in an LEA is less than five.

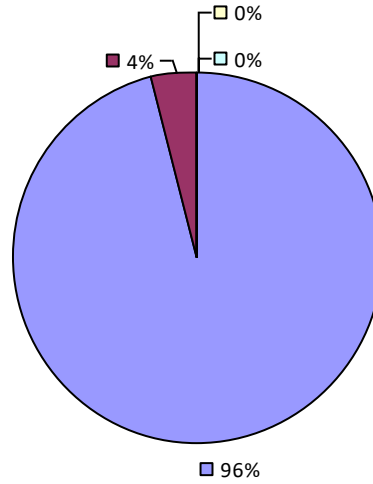
# MADRID-WADDINGTON CSD

## 2018-19 TEACHER EVALUATION RESULTS

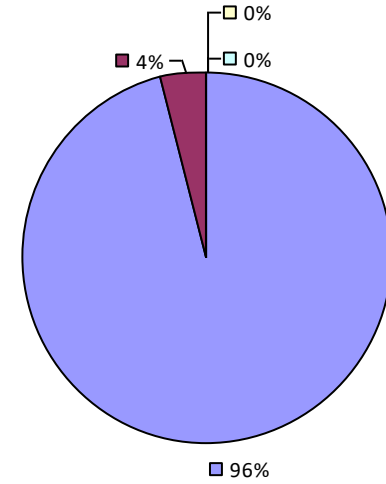
### Student Performance



### Teacher Observation



### Overall Rating



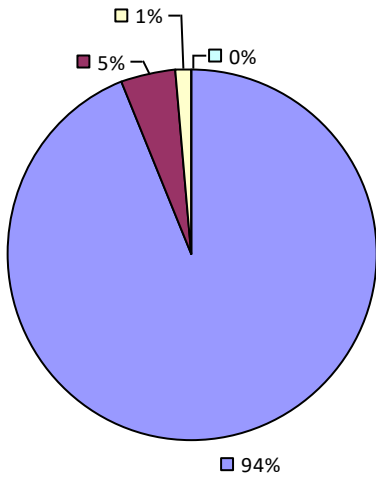
2018-19 PRINCIPAL EVALUATION RESULTS NOT SHOWN DUE TO SUPPRESSION\*

\* Data is suppressed if 100% of teachers/principals received the same rating or if the total teachers/principals in an LEA is less than five.

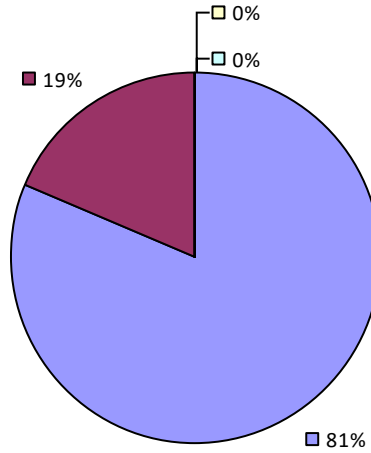
# MAHOPAC CSD

## 2018-19 TEACHER EVALUATION RESULTS

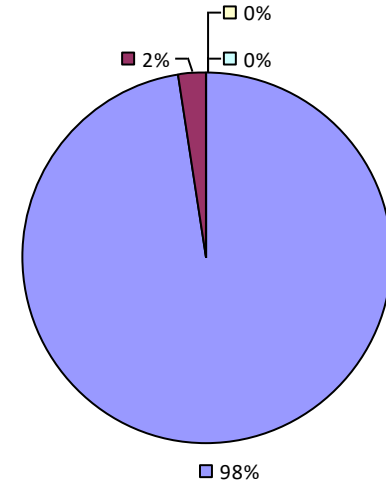
### Student Performance



### Teacher Observation



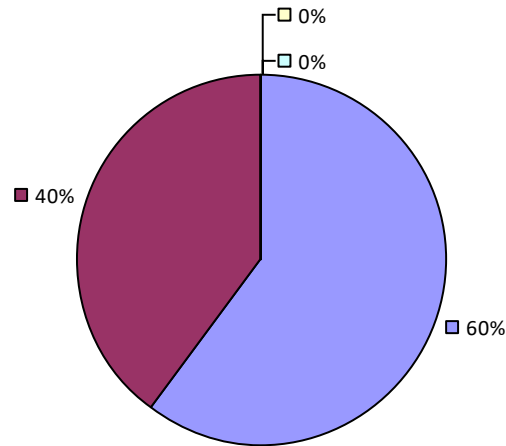
### Overall Rating



## 2018-19 PRINCIPAL EVALUATION RESULTS

Student performance results not shown due to suppression\*

### Principal School Visits



Overall results not shown due to suppression\*

\* Data is suppressed if 100% of teachers/principals received the same rating or if the total teachers/principals in an LEA is less than five.

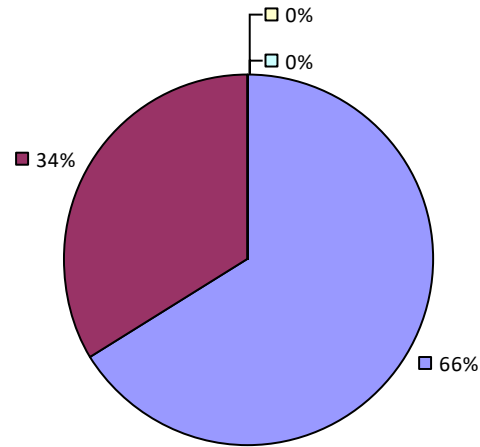
# MAINE-ENDWELL CSD

## 2018-19 TEACHER EVALUATION RESULTS

Student performance results not shown due to suppression\*

### Teacher Observation

Overall results not shown due to suppression\*



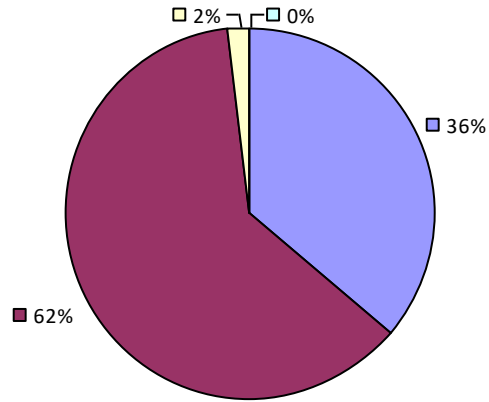
## 2018-19 PRINCIPAL EVALUATION RESULTS NOT SHOWN DUE TO SUPPRESSION\*

\* Data is suppressed if 100% of teachers/principals received the same rating or if the total teachers/principals in an LEA is less than five.

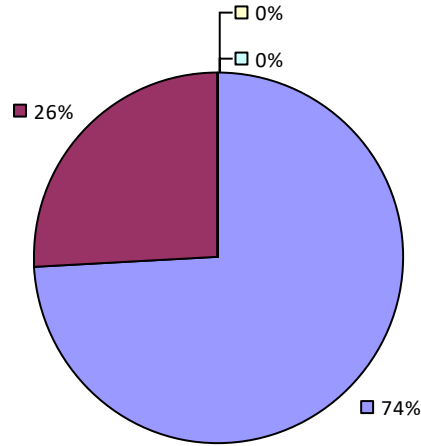
# MALONE CSD

## 2018-19 TEACHER EVALUATION RESULTS

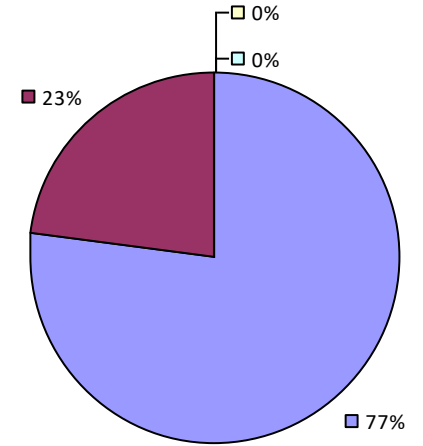
Student Performance



Teacher Observation

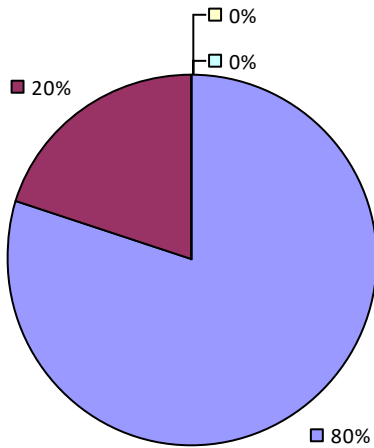


Overall Rating



## 2018-19 PRINCIPAL EVALUATION RESULTS

Student Performance



Principal school visit results not shown due to suppression\*

Overall results not shown due to suppression\*

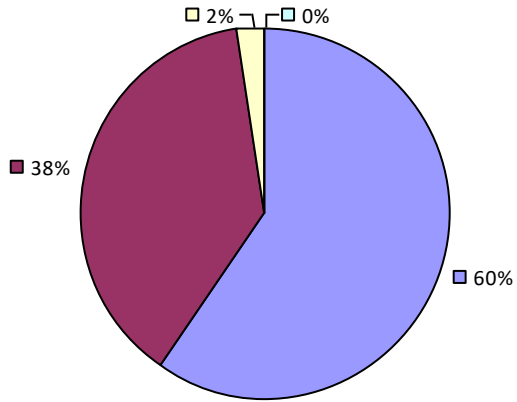
\* Data is suppressed if 100% of teachers/principals received the same rating or if the total teachers/principals in an LEA is less than five.



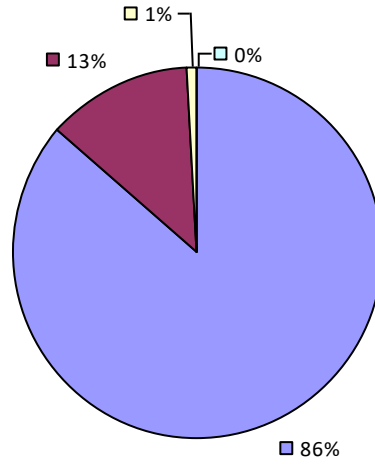
# MALVERNE UFSD

## 2018-19 TEACHER EVALUATION RESULTS

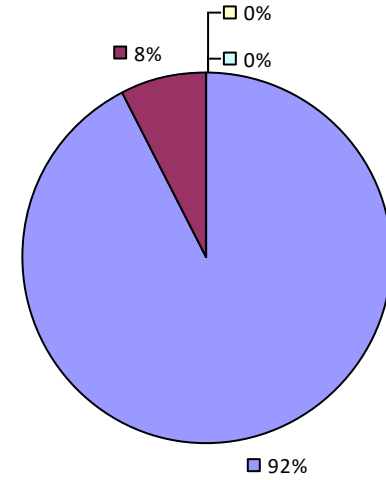
### Student Performance



### Teacher Observation



### Overall Rating



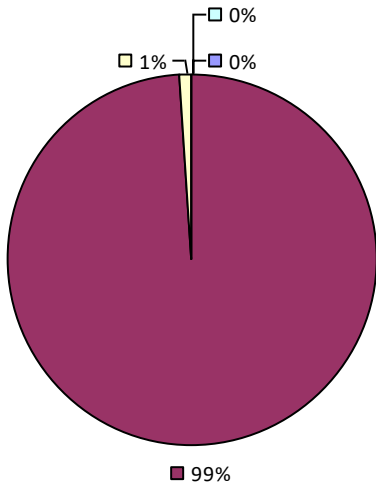
2018-19 PRINCIPAL EVALUATION RESULTS NOT SHOWN DUE TO SUPPRESSION\*

\* Data is suppressed if 100% of teachers/principals received the same rating or if the total teachers/principals in an LEA is less than five.

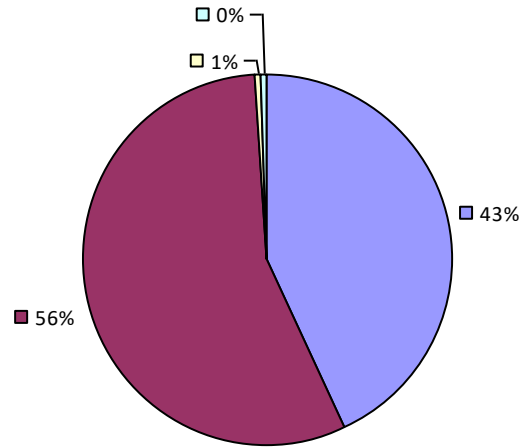
# MAMARONECK UFSD

## 2018-19 TEACHER EVALUATION RESULTS

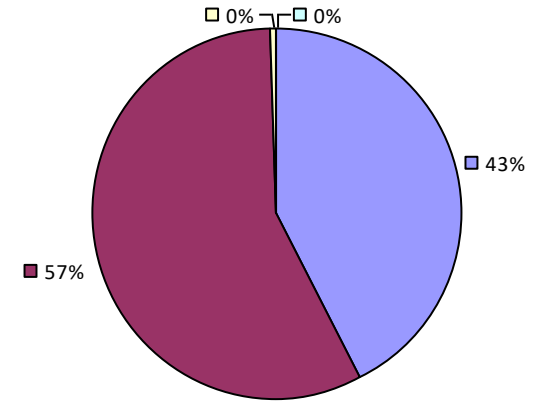
### Student Performance



### Teacher Observation



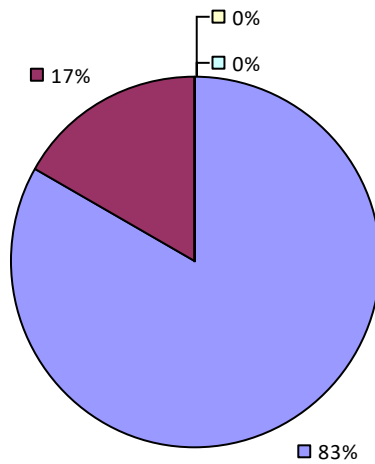
### Overall Rating



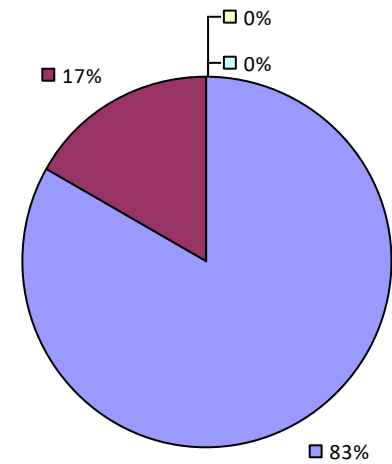
## 2018-19 PRINCIPAL EVALUATION RESULTS

Student performance results not shown due to suppression\*

### Principal School Visits



### Overall Rating

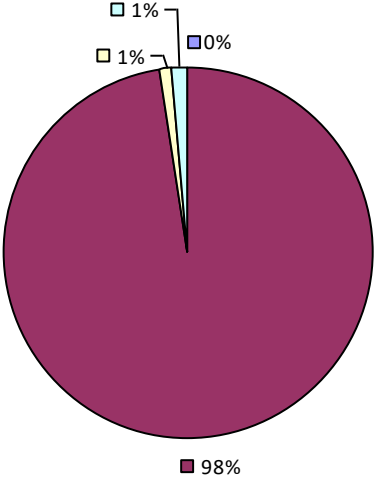


\* Data is suppressed if 100% of teachers/principals received the same rating or if the total teachers/principals in an LEA is less than five.

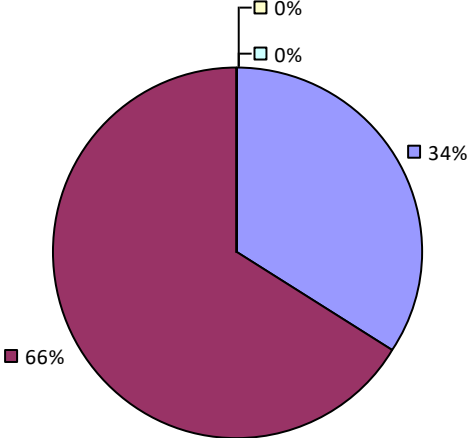
# MANCHESTER-SHORTSVILLE CSD (RED JACK)

## 2018-19 TEACHER EVALUATION RESULTS

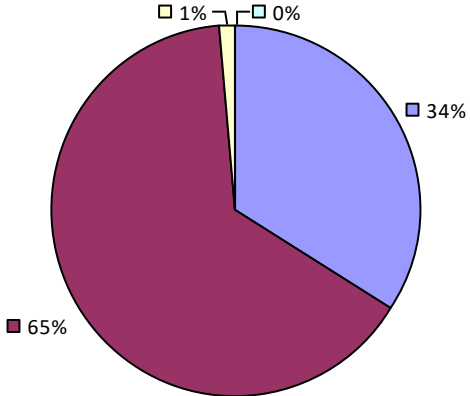
Student Performance



Teacher Observation



Overall Rating



2018-19 PRINCIPAL EVALUATION RESULTS NOT SHOWN DUE TO SUPPRESSION\*

\* Data is suppressed if 100% of teachers/principals received the same rating or if the total teachers/principals in an LEA is less than five.

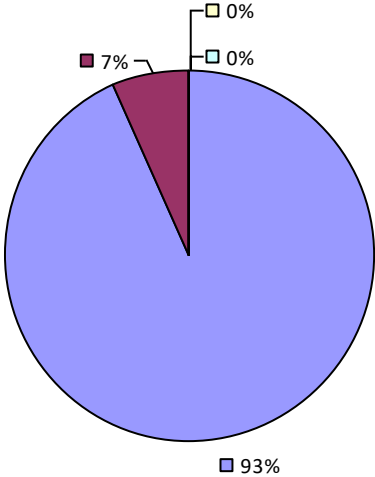
**MANHASSET UFSD**

**2018-19 TEACHER EVALUATION RESULTS**

*Student performance results not shown due to suppression\**

**Teacher Observation**

*Overall results not shown due to suppression\**



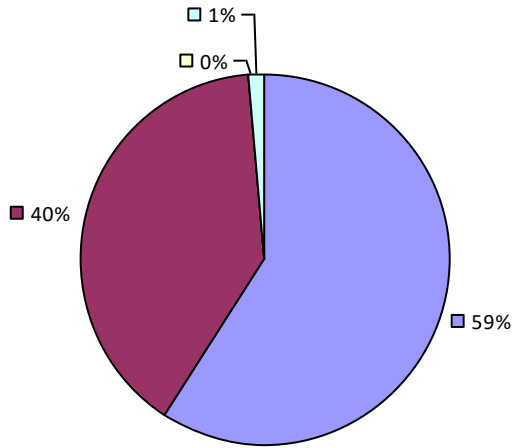
**2018-19 PRINCIPAL EVALUATION RESULTS NOT SHOWN DUE TO SUPPRESSION\***

*\* Data is suppressed if 100% of teachers/principals received the same rating or if the total teachers/principals in an LEA is less than five.*

# MARATHON CSD

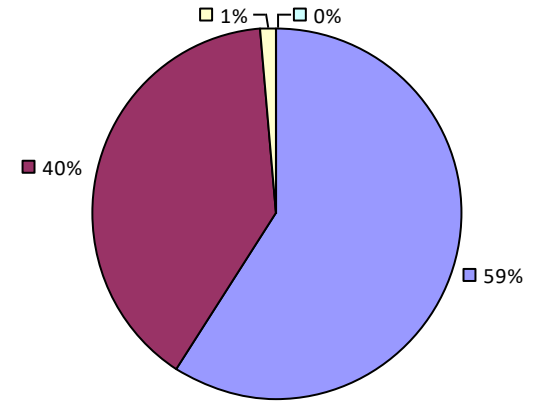
## 2018-19 TEACHER EVALUATION RESULTS

Student Performance



Teacher observation results not shown due to suppression\*

Overall Rating



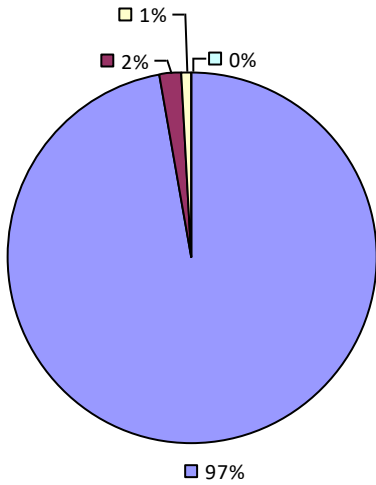
## 2018-19 PRINCIPAL EVALUATION RESULTS NOT SHOWN DUE TO SUPPRESSION\*

\* Data is suppressed if 100% of teachers/principals received the same rating or if the total teachers/principals in an LEA is less than five.

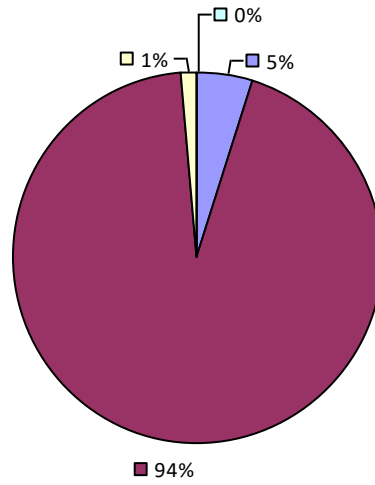
# MARCELLUS CSD

## 2018-19 TEACHER EVALUATION RESULTS

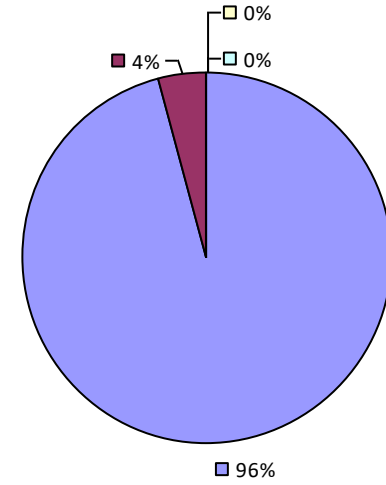
Student Performance



Teacher Observation



Overall Rating



2018-19 PRINCIPAL EVALUATION RESULTS NOT SHOWN DUE TO SUPPRESSION\*

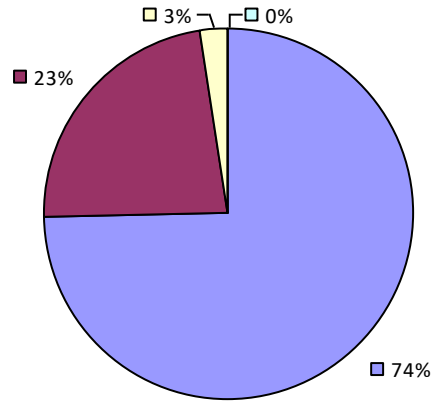
\* Data is suppressed if 100% of teachers/principals received the same rating or if the total teachers/principals in an LEA is less than five.

# MARGARETVILLE CSD

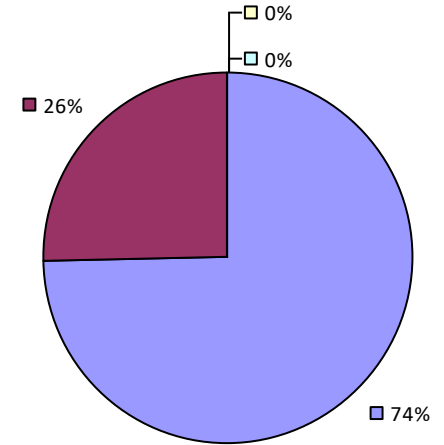
## 2018-19 TEACHER EVALUATION RESULTS

Student performance results not shown due to suppression\*

### Teacher Observation



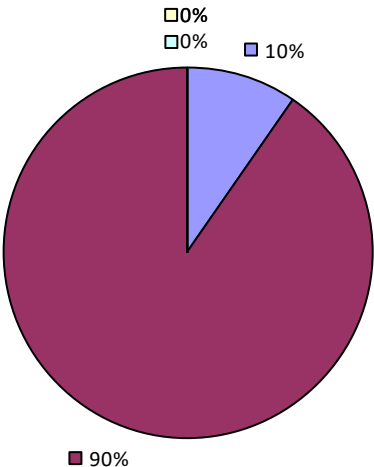
### Overall Rating



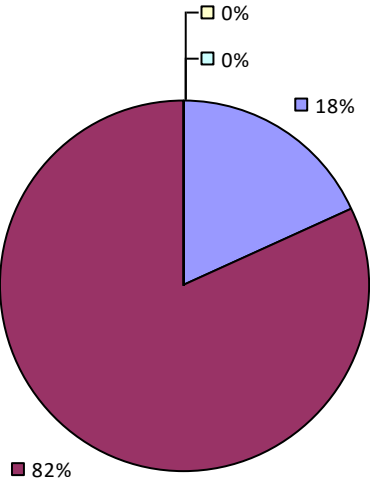
## 2018-19 PRINCIPAL EVALUATION RESULTS NOT SHOWN DUE TO SUPPRESSION\*

\* Data is suppressed if 100% of teachers/principals received the same rating or if the total teachers/principals in an LEA is less than five.

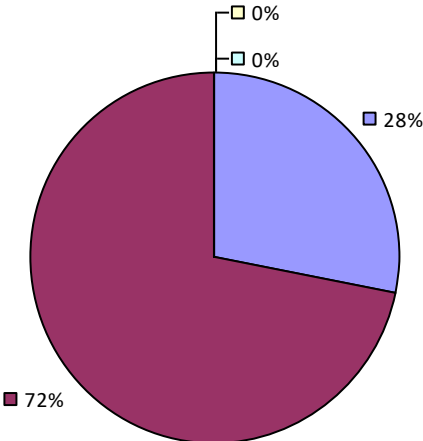
Student Performance



Teacher Observation



Overall Rating



2018-19 PRINCIPAL EVALUATION RESULTS NOT SHOWN DUE TO SUPPRESSION\*

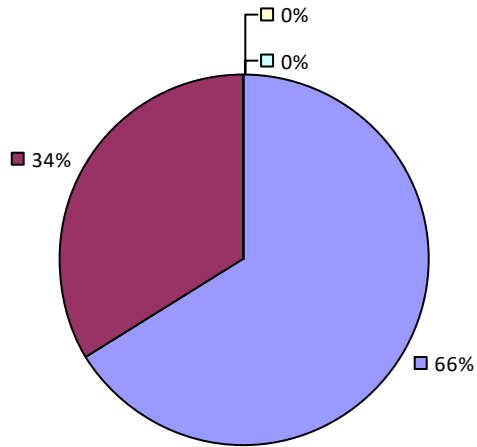
\* Data is suppressed if 100% of teachers/principals received the same rating or if the total teachers/principals in an LEA is less than five.



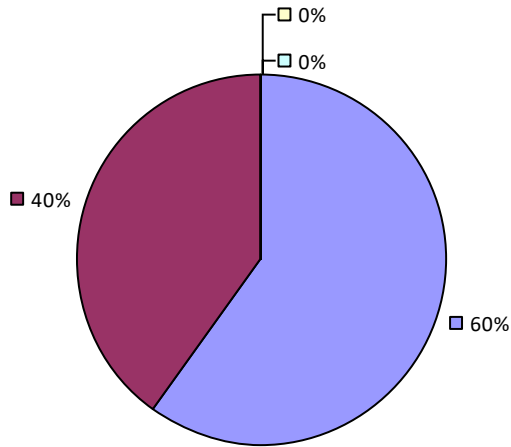
# MARLBORO CSD

## 2018-19 TEACHER EVALUATION RESULTS

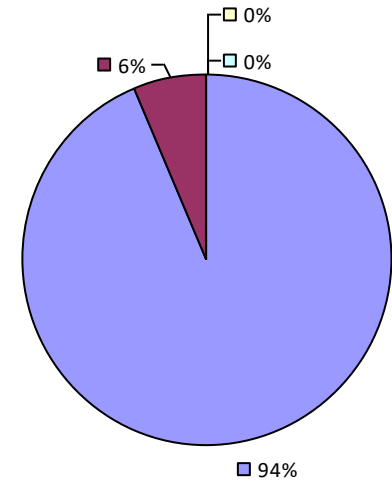
### Student Performance



### Teacher Observation



### Overall Rating



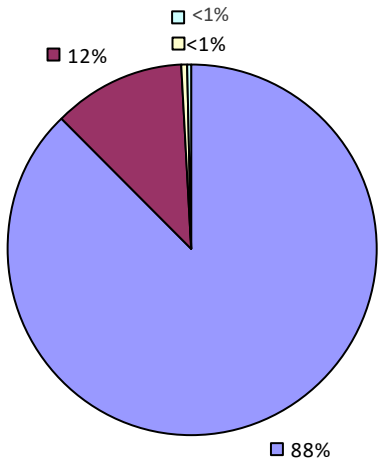
2018-19 PRINCIPAL EVALUATION RESULTS NOT SHOWN DUE TO SUPPRESSION\*

\* Data is suppressed if 100% of teachers/principals received the same rating or if the total teachers/principals in an LEA is less than five.

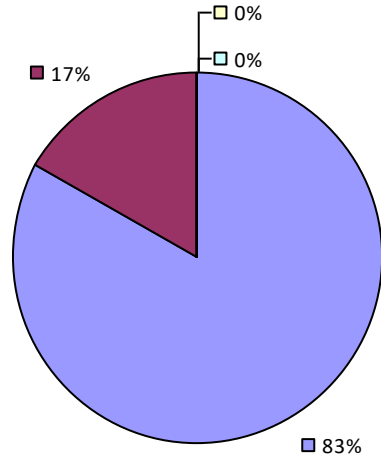
# MASSAPEQUA UFSD

## 2018-19 TEACHER EVALUATION RESULTS

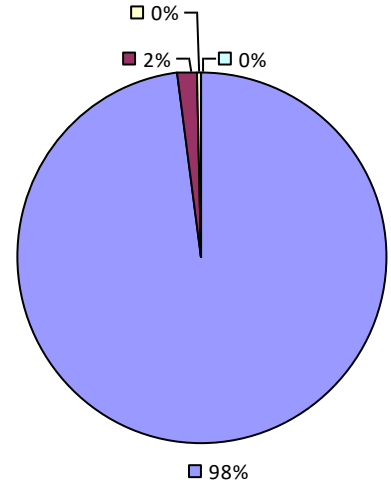
Student Performance



Teacher Observation

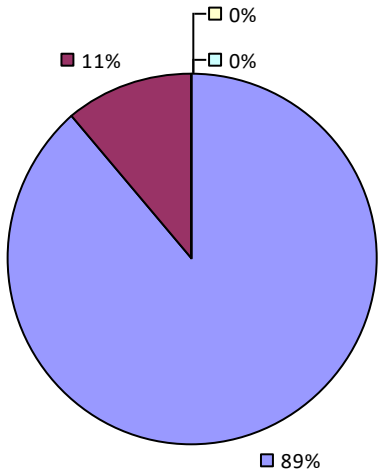


Overall Rating

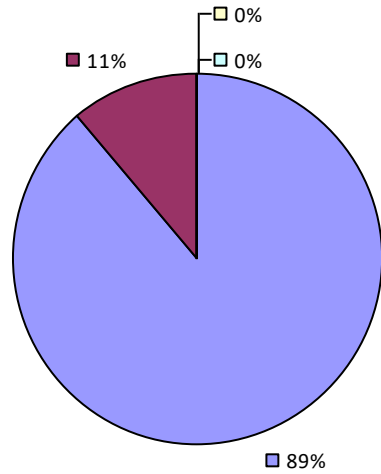


## 2018-19 PRINCIPAL EVALUATION RESULTS

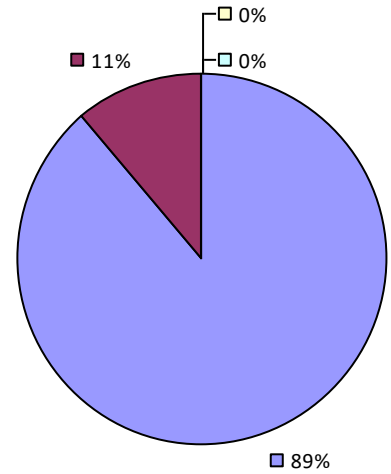
Student Performance



Principal School Visits



Overall Rating

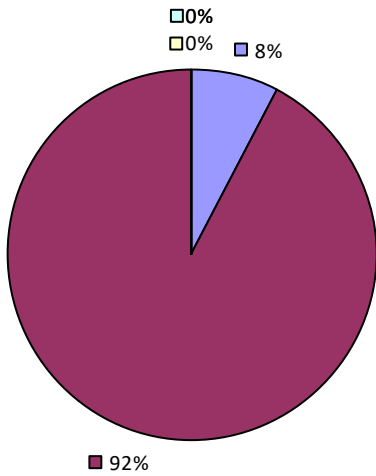


\* Data is suppressed if 100% of teachers/principals received the same rating or if the total teachers/principals in an LEA is less than five.

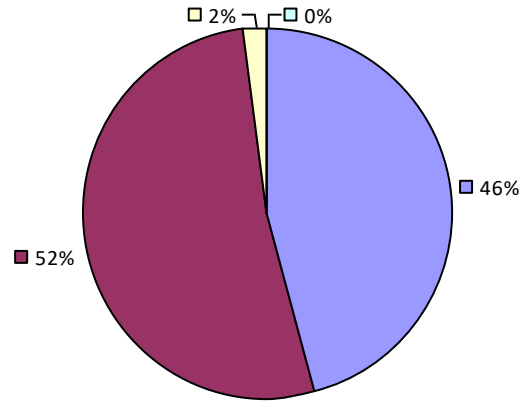
# MASSENA CSD

## 2018-19 TEACHER EVALUATION RESULTS

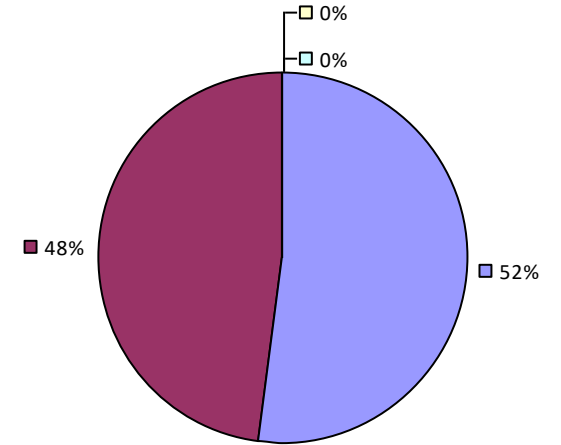
Student Performance



Teacher Observation



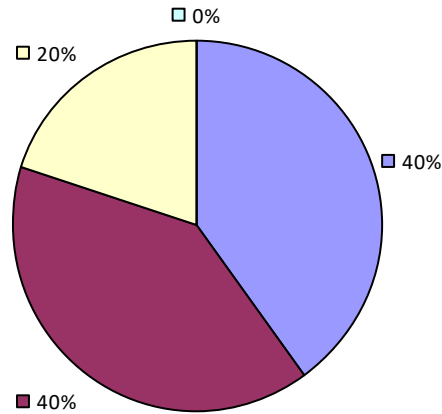
Overall Rating



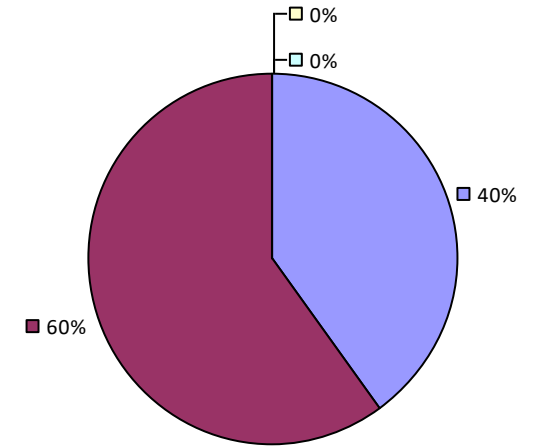
## 2018-19 PRINCIPAL EVALUATION RESULTS

Student performance results not shown due to suppression\*

Principal School Visits



Overall Rating

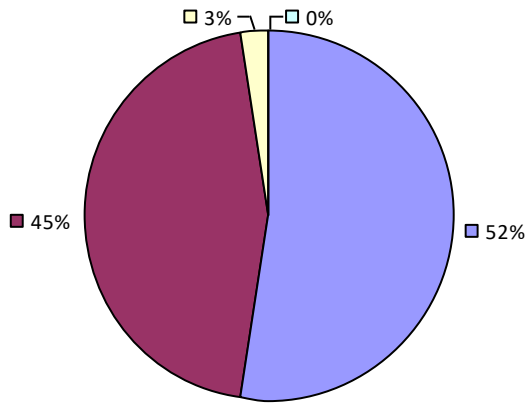


\* Data is suppressed if 100% of teachers/principals received the same rating or if the total teachers/principals in an LEA is less than five.

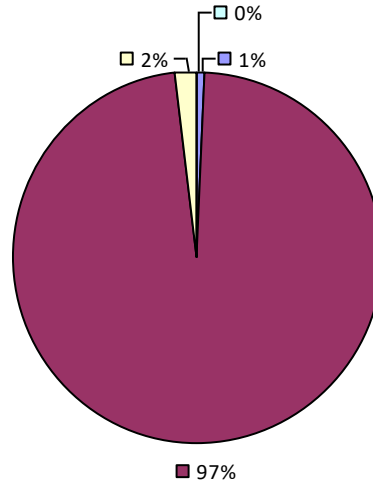
# MATTITUCK-CUTCHOQUE UFSD

## 2018-19 TEACHER EVALUATION RESULTS

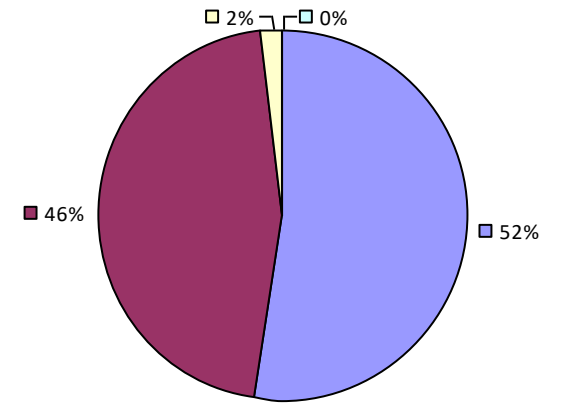
### Student Performance



### Teacher Observation



### Overall Rating



2018-19 PRINCIPAL EVALUATION RESULTS NOT SHOWN DUE TO SUPPRESSION\*

\* Data is suppressed if 100% of teachers/principals received the same rating or if the total teachers/principals in an LEA is less than five.

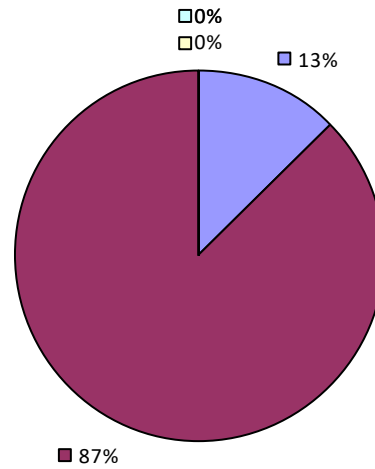
# MAYFIELD CSD

## 2018-19 TEACHER EVALUATION RESULTS

Student performance results not shown due to suppression\*

### Teacher Observation

Overall results not shown due to suppression\*

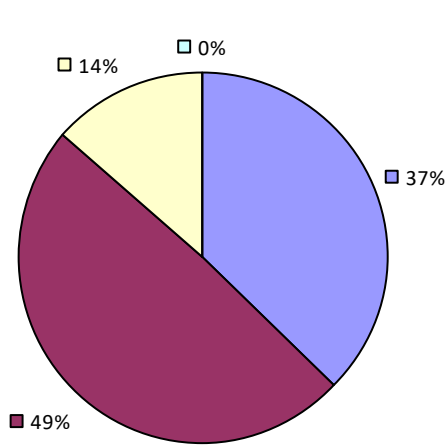


## 2018-19 PRINCIPAL EVALUATION RESULTS NOT SHOWN DUE TO SUPPRESSION\*

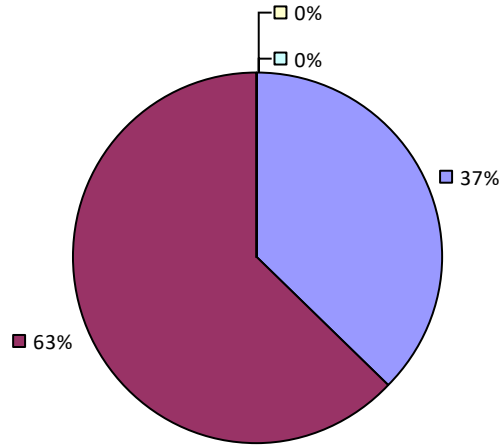
\* Data is suppressed if 100% of teachers/principals received the same rating or if the total teachers/principals in an LEA is less than five.

2018-19 TEACHER EVALUATION RESULTS

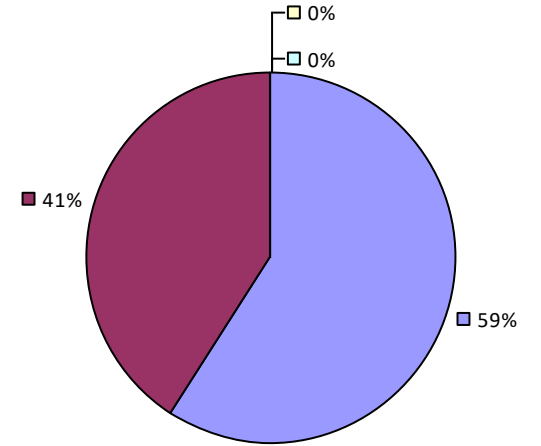
Student Performance



Teacher Observation



Overall Rating



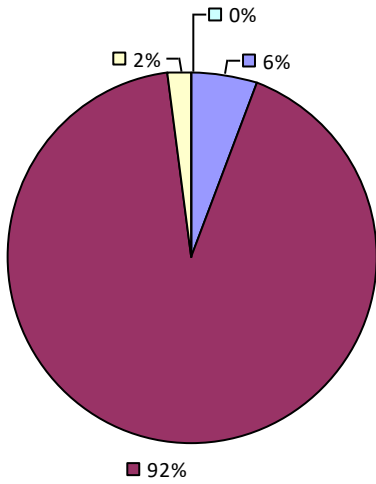
2018-19 PRINCIPAL EVALUATION RESULTS NOT SHOWN DUE TO SUPPRESSION\*

\* Data is suppressed if 100% of teachers/principals received the same rating or if the total teachers/principals in an LEA is less than five.

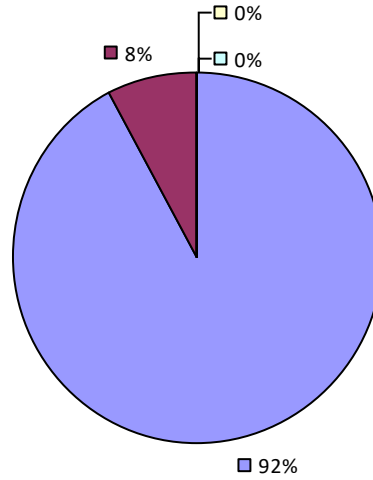
# MECHANICVILLE CITY SD

## 2018-19 TEACHER EVALUATION RESULTS

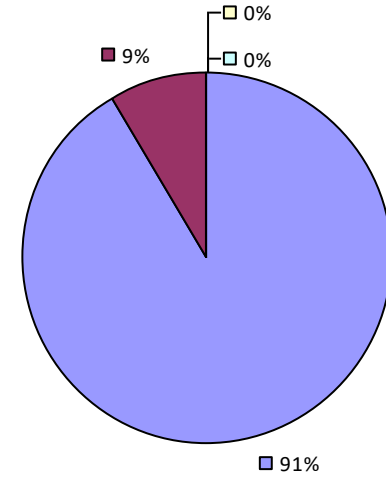
### Student Performance



### Teacher Observation



### Overall Rating



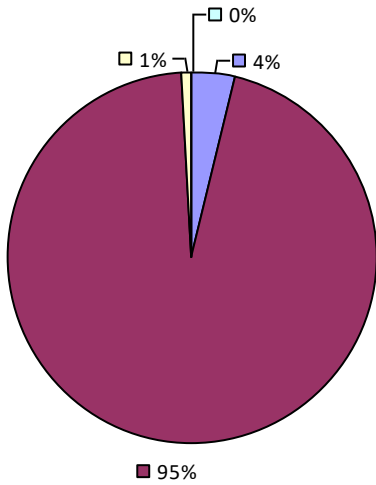
2018-19 PRINCIPAL EVALUATION RESULTS NOT SHOWN DUE TO SUPPRESSION\*

\* Data is suppressed if 100% of teachers/principals received the same rating or if the total teachers/principals in an LEA is less than five.

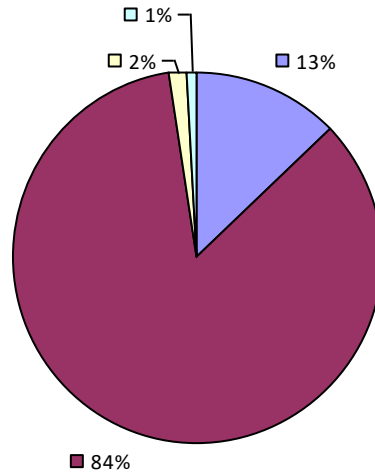
# MEDINA CSD

## 2018-19 TEACHER EVALUATION RESULTS

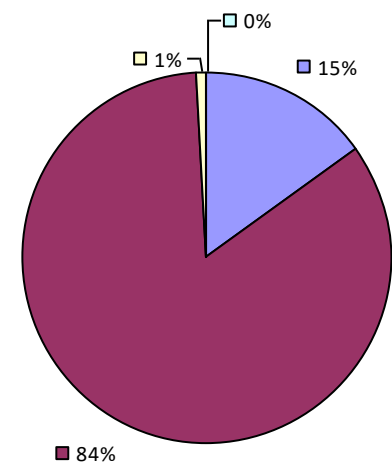
### Student Performance



### Teacher Observation



### Overall Rating



2018-19 PRINCIPAL EVALUATION RESULTS NOT SHOWN DUE TO SUPPRESSION\*

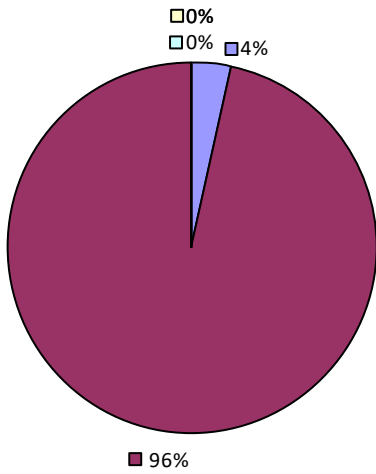
\* Data is suppressed if 100% of teachers/principals received the same rating or if the total teachers/principals in an LEA is less than five.



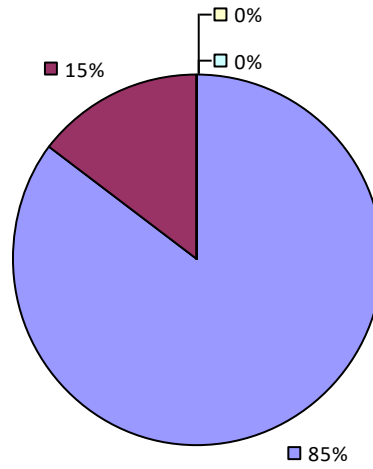
# MENANDS UFSD

## 2018-19 TEACHER EVALUATION RESULTS

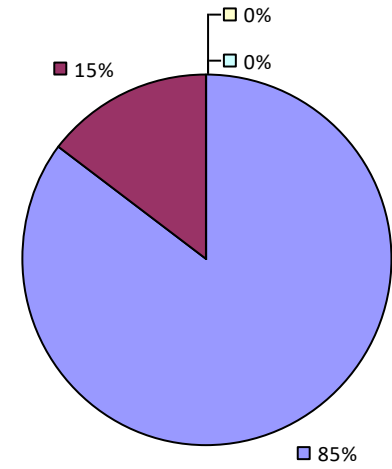
### Student Performance



### Teacher Observation



### Overall Rating



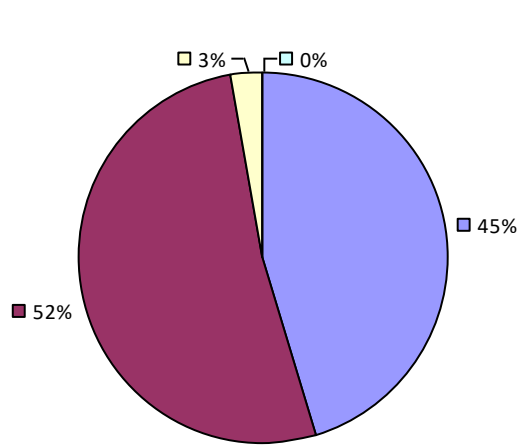
2018-19 PRINCIPAL EVALUATION RESULTS NOT SHOWN DUE TO SUPPRESSION\*

\* Data is suppressed if 100% of teachers/principals received the same rating or if the total teachers/principals in an LEA is less than five.

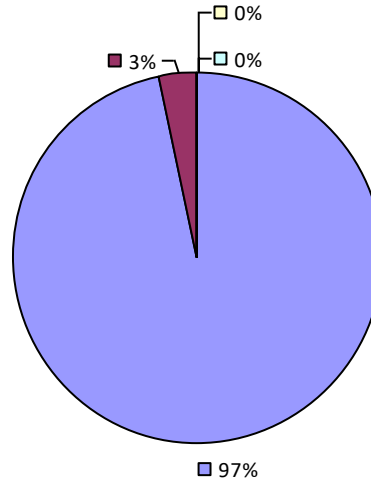
# MERRICK UFSD

## 2018-19 TEACHER EVALUATION RESULTS

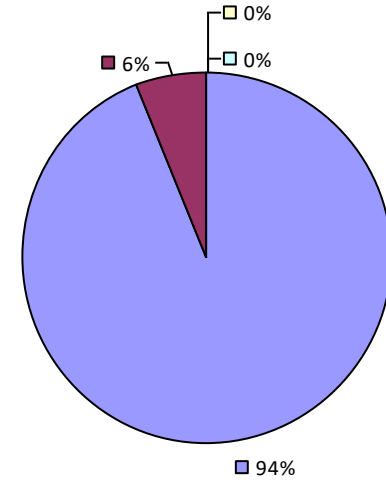
### Student Performance



### Teacher Observation



### Overall Rating



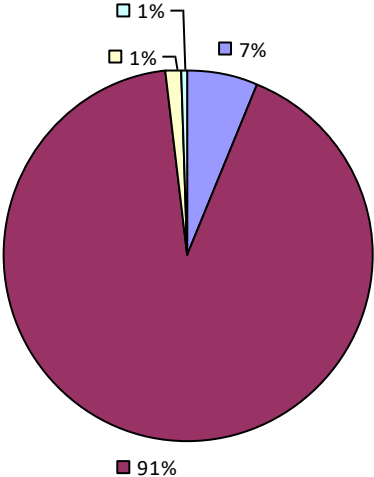
2018-19 PRINCIPAL EVALUATION RESULTS NOT SHOWN DUE TO SUPPRESSION\*

\* Data is suppressed if 100% of teachers/principals received the same rating or if the total teachers/principals in an LEA is less than five.

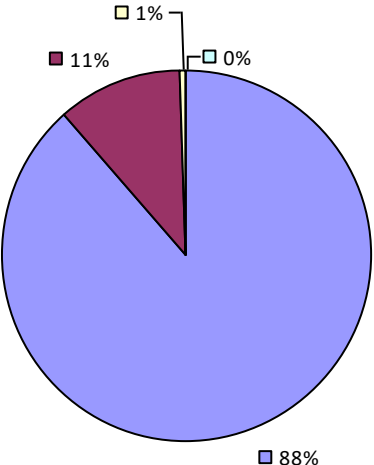
# MEXICO CSD

## 2018-19 TEACHER EVALUATION RESULTS

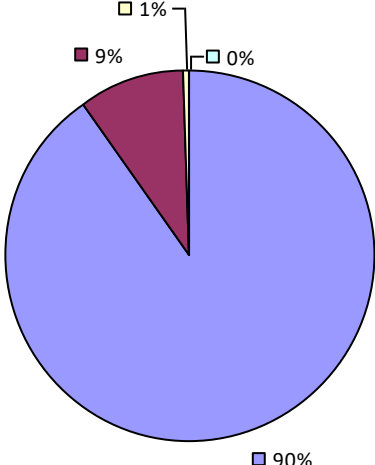
Student Performance



Teacher Observation



Overall Rating



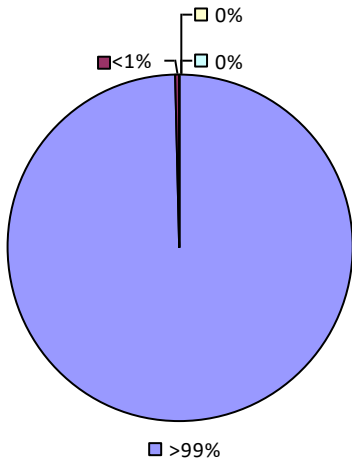
2018-19 PRINCIPAL EVALUATION RESULTS NOT SHOWN DUE TO SUPPRESSION\*

\* Data is suppressed if 100% of teachers/principals received the same rating or if the total teachers/principals in an LEA is less than five.

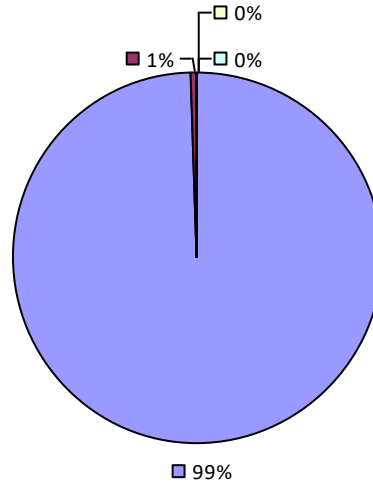
# MIDDLE COUNTRY CSD

## 2018-19 TEACHER EVALUATION RESULTS

### Student Performance



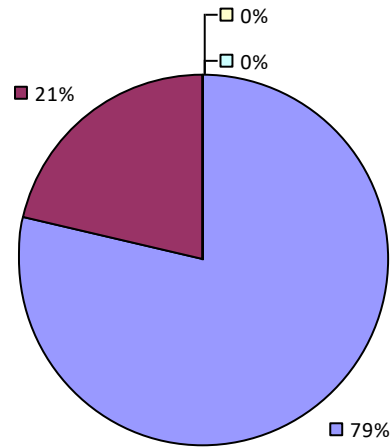
### Teacher Observation



Overall results not shown due to suppression\*

Student performance results not shown due to suppression\*

### Principal School Visits



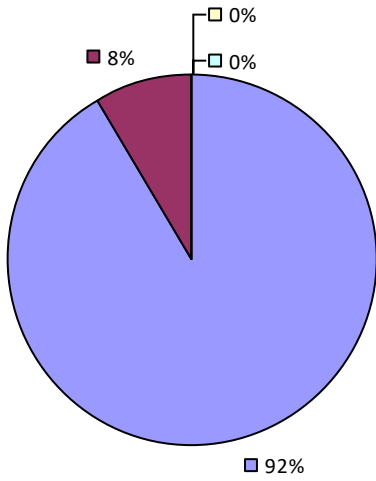
Overall results not shown due to suppression\*

\* Data is suppressed if 100% of teachers/principals received the same rating or if the total teachers/principals in an LEA is less than five.

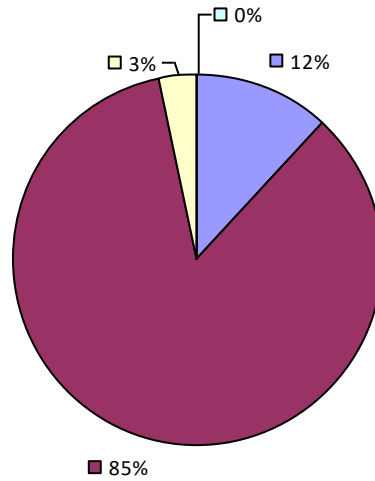
# MIDDLEBURGH CSD

## 2018-19 TEACHER EVALUATION RESULTS

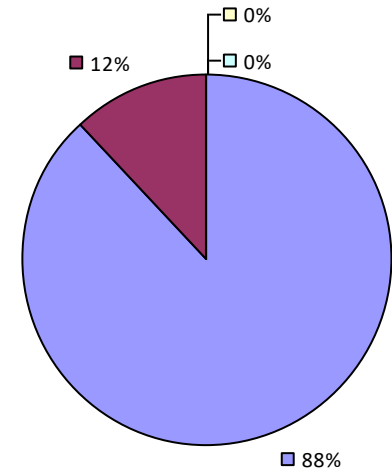
### Student Performance



### Teacher Observation



### Overall Rating



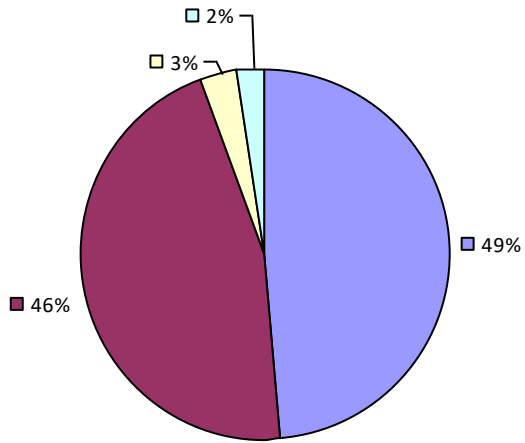
2018-19 PRINCIPAL EVALUATION RESULTS NOT SHOWN DUE TO SUPPRESSION\*

\* Data is suppressed if 100% of teachers/principals received the same rating or if the total teachers/principals in an LEA is less than five.

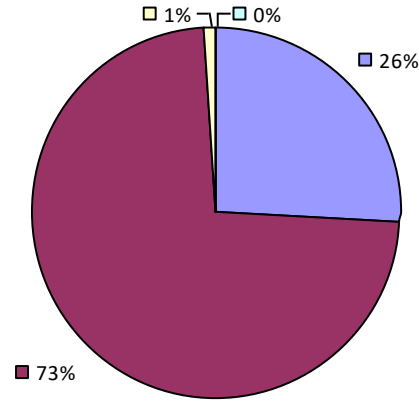
# MIDDLETOWN CITY SD

## 2018-19 TEACHER EVALUATION RESULTS

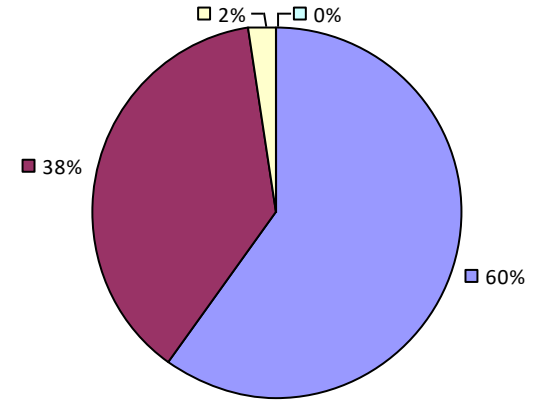
Student Performance



Teacher Observation

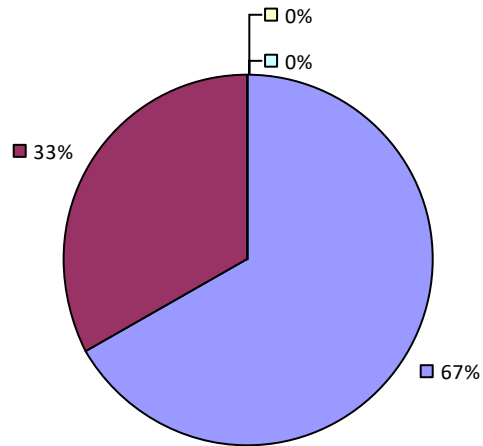


Overall Rating

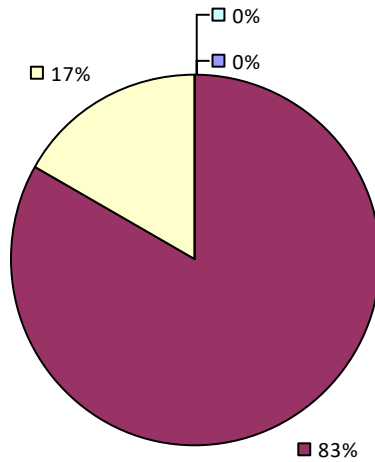


## 2018-19 PRINCIPAL EVALUATION RESULTS

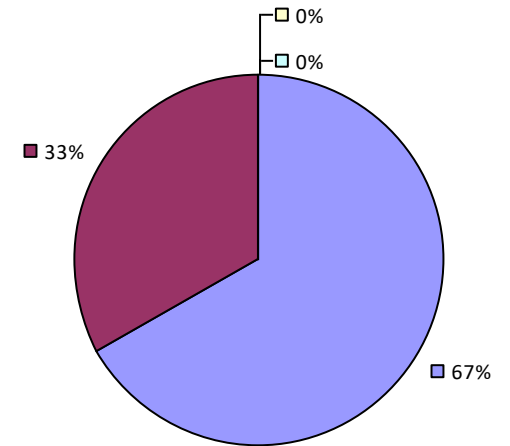
Student Performance



Principal School Visits



Overall Rating



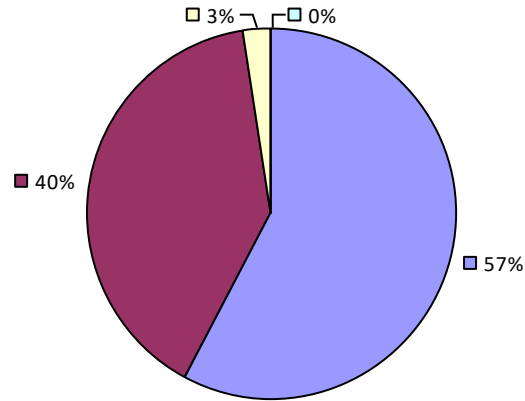
\* Data is suppressed if 100% of teachers/principals received the same rating or if the total teachers/principals in an LEA is less than five.

# MILFORD CSD

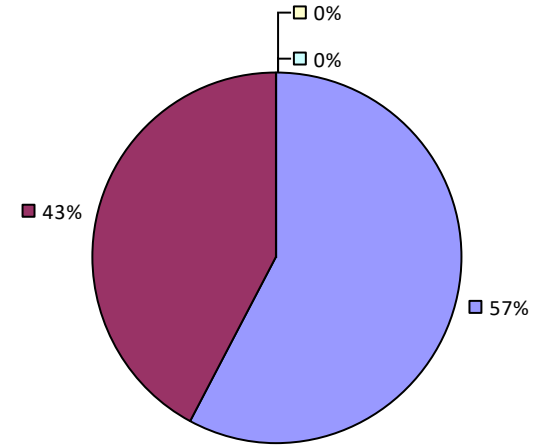
## 2018-19 TEACHER EVALUATION RESULTS

Student performance results not shown due to suppression\*

### Teacher Observation



### Overall Rating



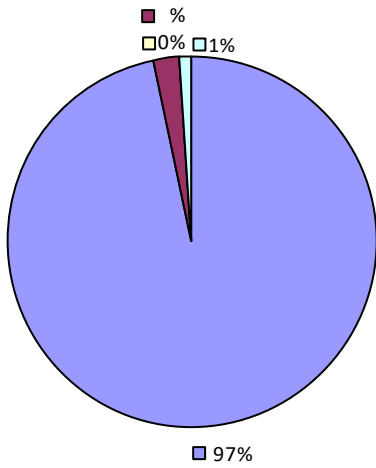
## 2018-19 PRINCIPAL EVALUATION RESULTS NOT SHOWN DUE TO SUPPRESSION\*

\* Data is suppressed if 100% of teachers/principals received the same rating or if the total teachers/principals in an LEA is less than five.

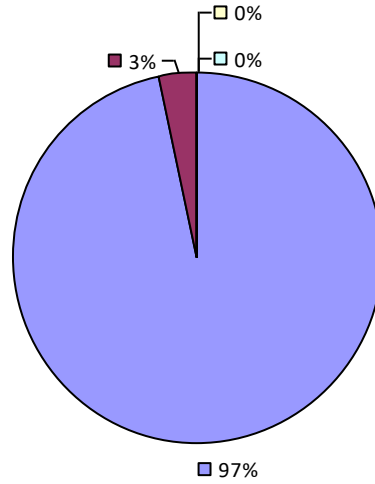
# MILLBROOK CSD

## 2018-19 TEACHER EVALUATION RESULTS

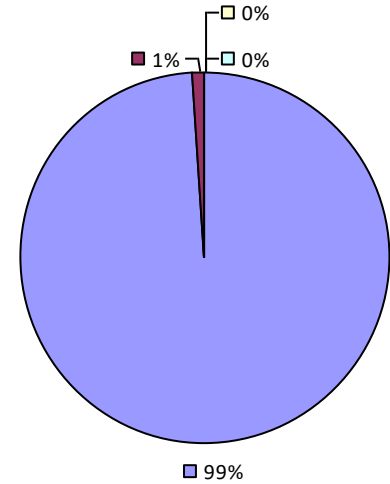
### Student Performance



### Teacher Observation



### Overall Rating



2018-19 PRINCIPAL EVALUATION RESULTS NOT SHOWN DUE TO SUPPRESSION\*

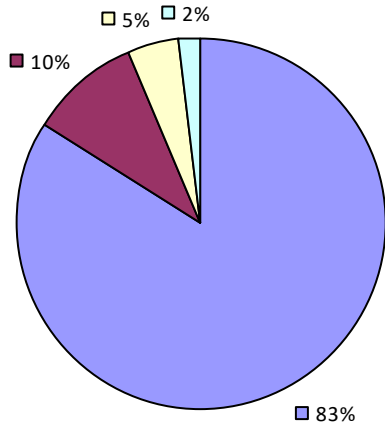
\* Data is suppressed if 100% of teachers/principals received the same rating or if the total teachers/principals in an LEA is less than five.



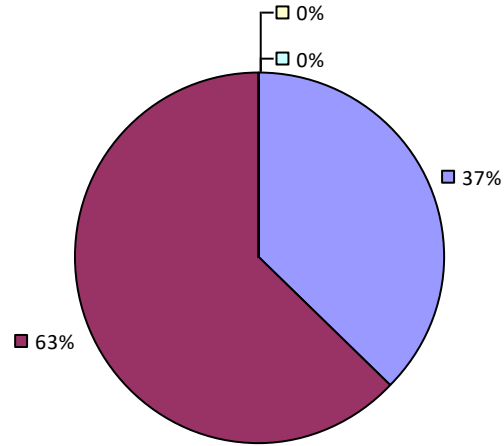
# MILLER PLACE UFSD

## 2018-19 TEACHER EVALUATION RESULTS

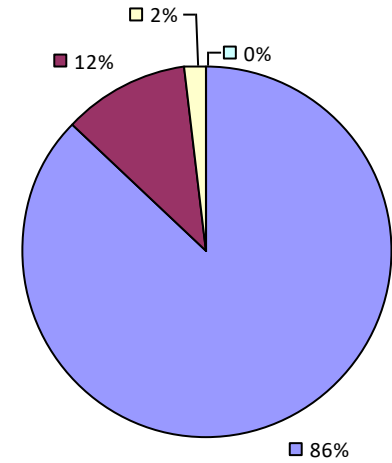
### Student Performance



### Teacher Observation



### Overall Rating



2018-19 PRINCIPAL EVALUATION RESULTS NOT SHOWN DUE TO SUPPRESSION\*

\* Data is suppressed if 100% of teachers/principals received the same rating or if the total teachers/principals in an LEA is less than five.

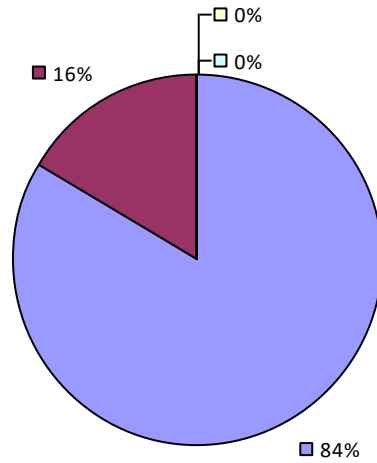
# MINEOLA UFSD

## 2018-19 TEACHER EVALUATION RESULTS

Student performance results not shown due to suppression\*

### Teacher Observation

Overall results not shown due to suppression\*



## 2018-19 PRINCIPAL EVALUATION RESULTS NOT SHOWN DUE TO SUPPRESSION\*

\* Data is suppressed if 100% of teachers/principals received the same rating or if the total teachers/principals in an LEA is less than five.

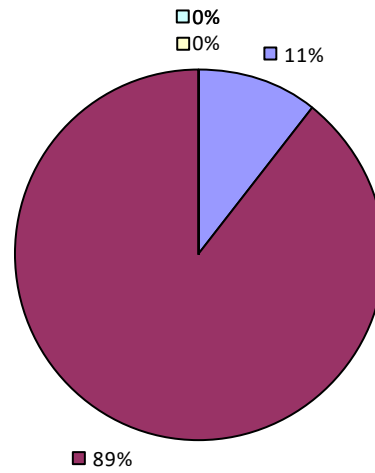
# MINERVA CSD

## 2018-19 TEACHER EVALUATION RESULTS

Student performance results not shown due to suppression\*

### Teacher Observation

Overall results not shown due to suppression\*



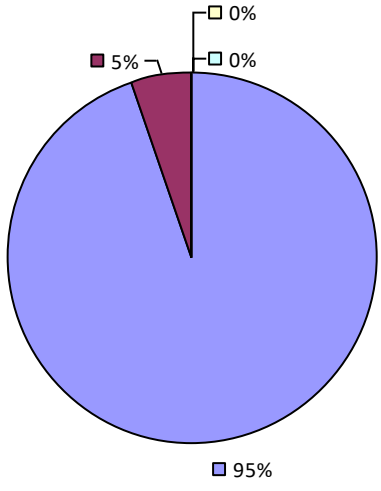
## 2018-19 PRINCIPAL EVALUATION RESULTS NOT SHOWN DUE TO SUPPRESSION\*

\* Data is suppressed if 100% of teachers/principals received the same rating or if the total teachers/principals in an LEA is less than five.

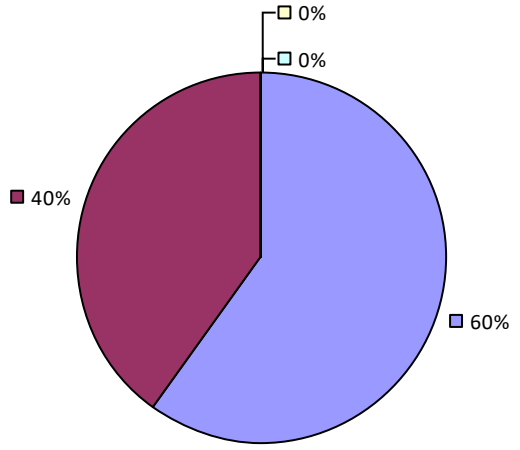
# MINISINK VALLEY CSD

## 2018-19 TEACHER EVALUATION RESULTS

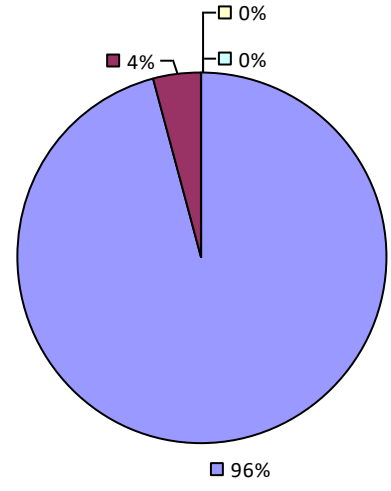
Student Performance



Teacher Observation



Overall Rating



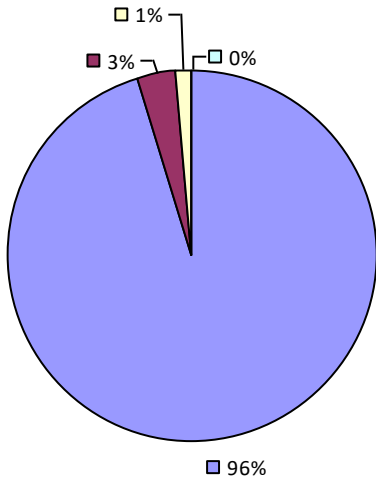
2018-19 PRINCIPAL EVALUATION RESULTS NOT SHOWN DUE TO SUPPRESSION\*

\* Data is suppressed if 100% of teachers/principals received the same rating or if the total teachers/principals in an LEA is less than five.

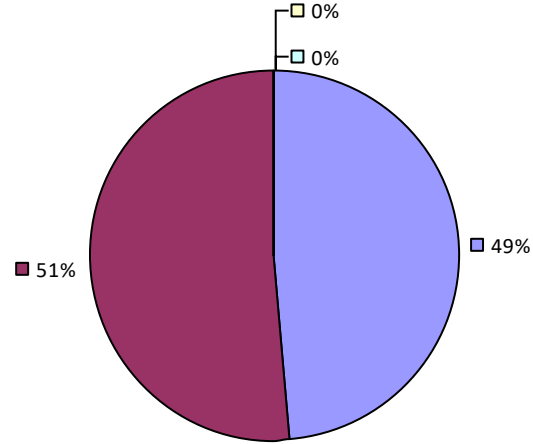
# MONROE 1 BOCES

## 2018-19 TEACHER EVALUATION RESULTS

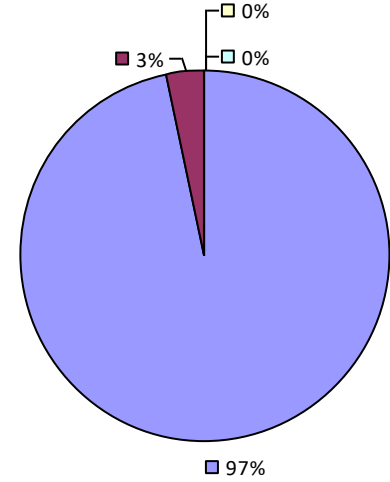
Student Performance



Teacher Observation



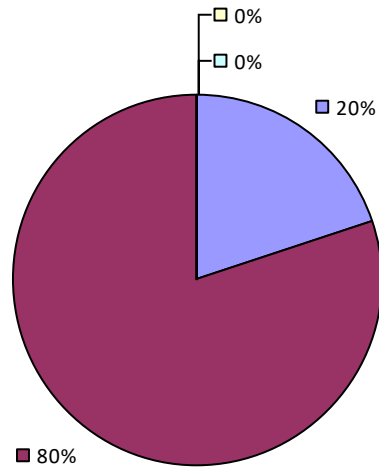
Overall Rating



## 2018-19 PRINCIPAL EVALUATION RESULTS

Student performance results not shown due to suppression\*

Principal School Visits



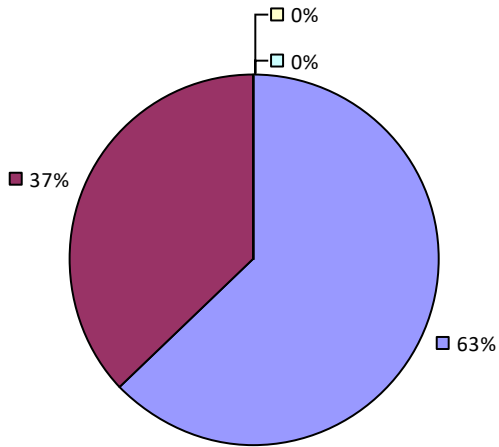
Overall results not shown due to suppression\*

\* Data is suppressed if 100% of teachers/principals received the same rating or if the total teachers/principals in an LEA is less than five.

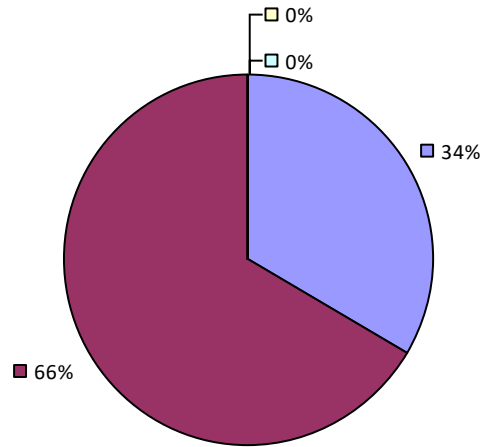
# MONROE 2-ORLEANS BOCES

## 2018-19 TEACHER EVALUATION RESULTS

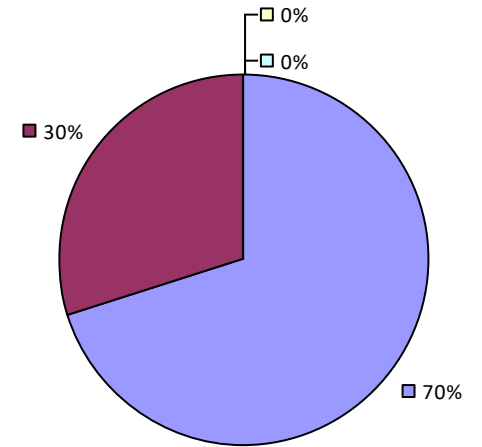
### Student Performance



### Teacher Observation

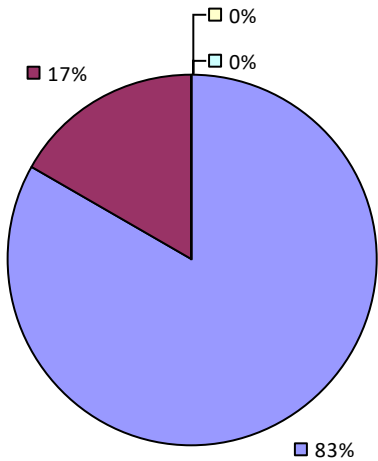


### Overall Rating

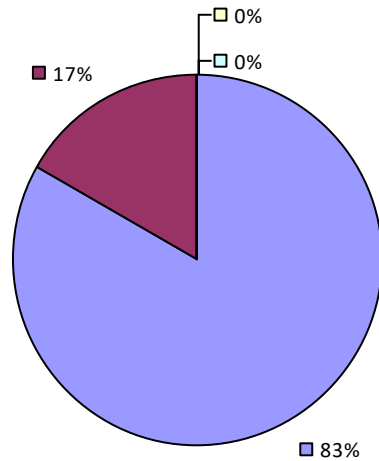


## 2018-19 PRINCIPAL EVALUATION RESULTS

### Student Performance



### Principal School Visits



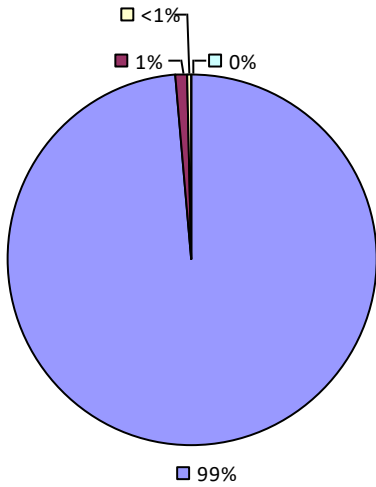
Overall results not shown due to suppression\*

\* Data is suppressed if 100% of teachers/principals received the same rating or if the total teachers/principals in an LEA is less than five.

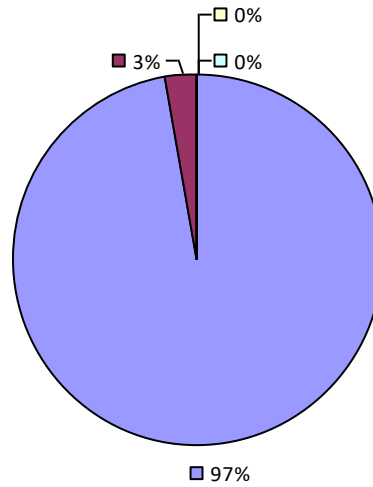
# MONROE-WOODBURY CSD

## 2018-19 TEACHER EVALUATION RESULTS

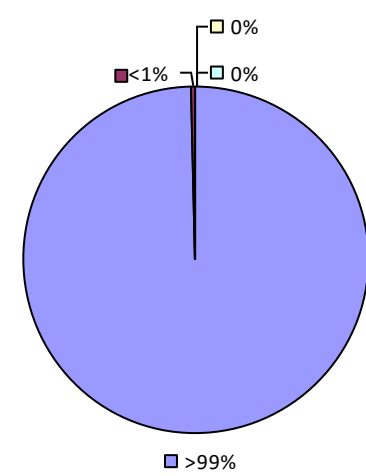
### Student Performance



### Teacher Observation



### Overall Rating



2018-19 PRINCIPAL EVALUATION RESULTS NOT SHOWN DUE TO SUPPRESSION\*

\* Data is suppressed if 100% of teachers/principals received the same rating or if the total teachers/principals in an LEA is less than five.

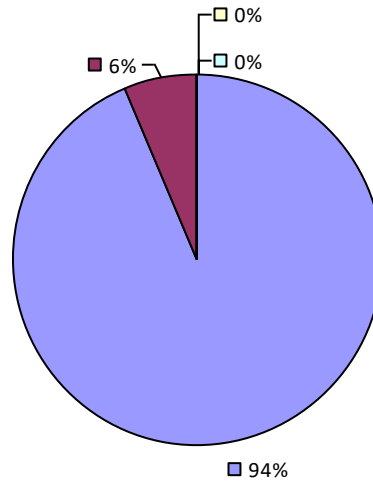
# MONTAUK UFSD

## 2018-19 TEACHER EVALUATION RESULTS

Student performance results not shown due to suppression\*

### Teacher Observation

Overall results not shown due to suppression\*



## 2018-19 PRINCIPAL EVALUATION RESULTS NOT SHOWN DUE TO SUPPRESSION\*

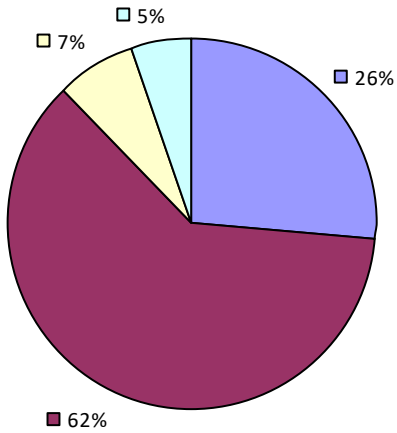
\* Data is suppressed if 100% of teachers/principals received the same rating or if the total teachers/principals in an LEA is less than five.



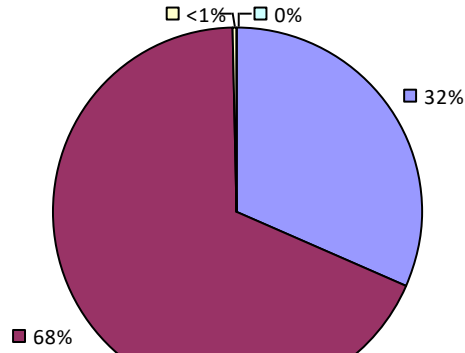
# MONTICELLO CSD

## 2018-19 TEACHER EVALUATION RESULTS

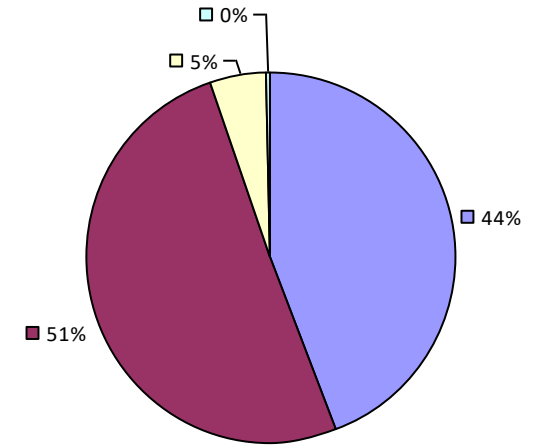
Student Performance



Teacher Observation

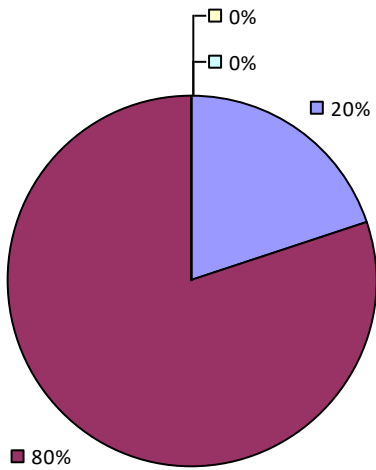


Overall Rating



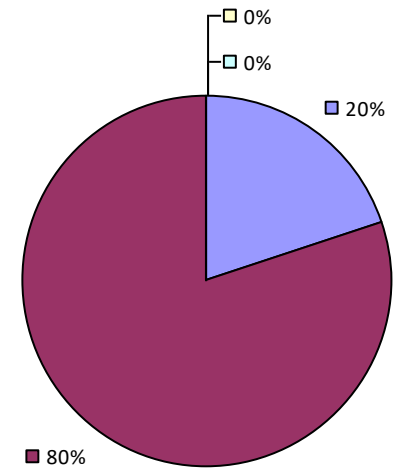
## 2018-19 PRINCIPAL EVALUATION RESULTS

Student Performance



Principal school visit results not shown due to suppression\*

Overall Rating

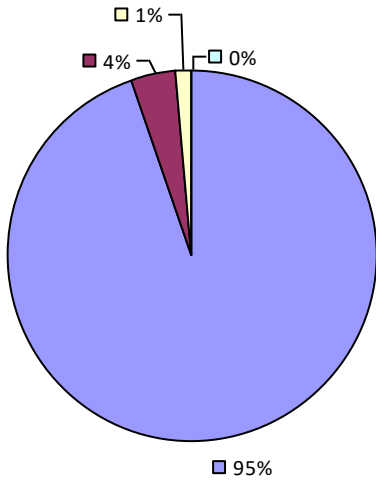


\* Data is suppressed if 100% of teachers/principals received the same rating or if the total teachers/principals in an LEA is less than five.

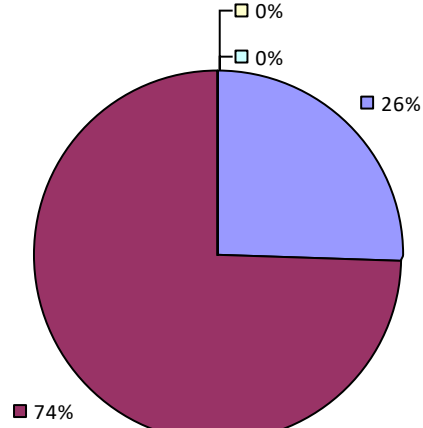
# MORAVIA CSD

## 2018-19 TEACHER EVALUATION RESULTS

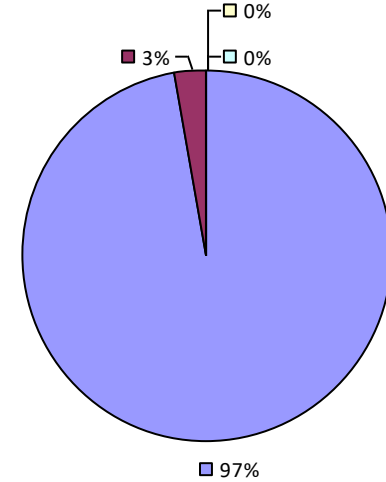
Student Performance



Teacher Observation



Overall Rating



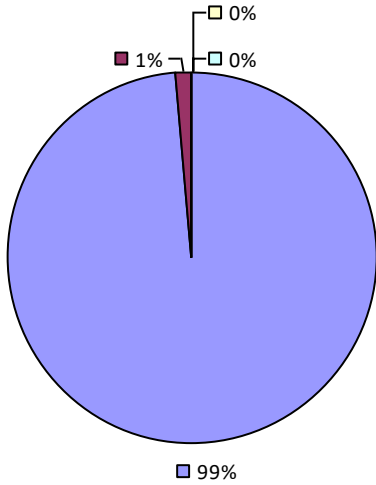
2018-19 PRINCIPAL EVALUATION RESULTS NOT SHOWN DUE TO SUPPRESSION\*

\* Data is suppressed if 100% of teachers/principals received the same rating or if the total teachers/principals in an LEA is less than five.

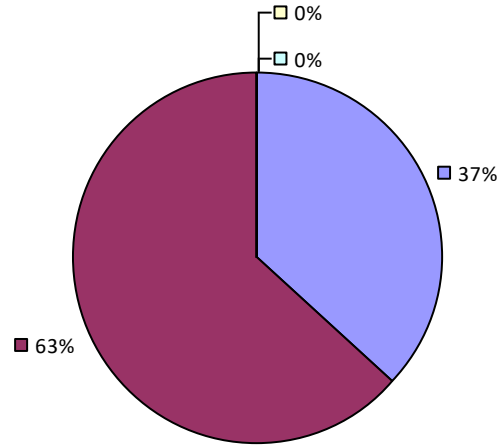
# MORIAH CSD

## 2018-19 TEACHER EVALUATION RESULTS

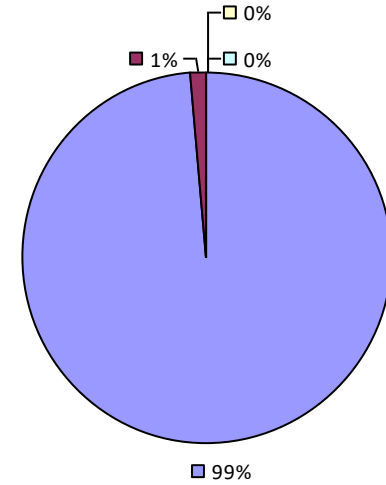
Student Performance



Teacher Observation



Overall Rating



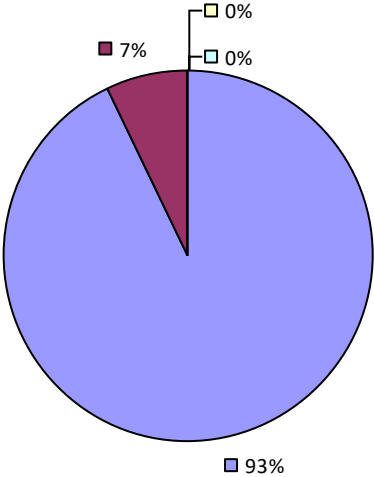
2018-19 PRINCIPAL EVALUATION RESULTS NOT SHOWN DUE TO SUPPRESSION\*

\* Data is suppressed if 100% of teachers/principals received the same rating or if the total teachers/principals in an LEA is less than five.

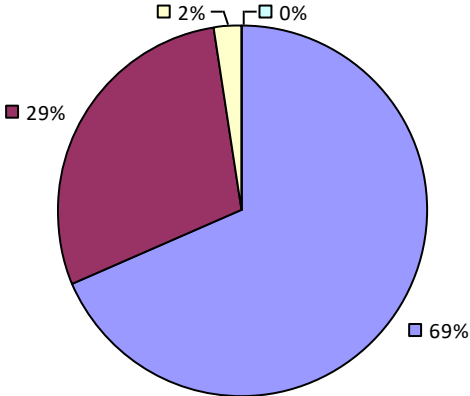
MORRIS CSD

2018-19 TEACHER EVALUATION RESULTS

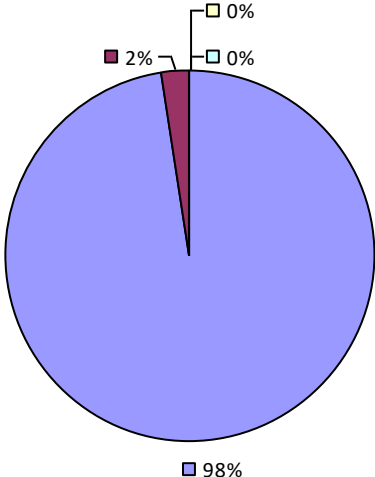
Student Performance



Teacher Observation



Overall Rating



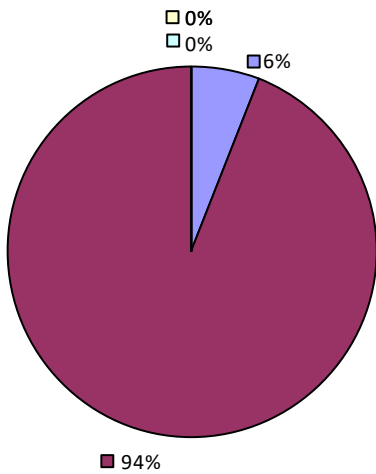
2018-19 PRINCIPAL EVALUATION RESULTS NOT SHOWN DUE TO SUPPRESSION\*

\* Data is suppressed if 100% of teachers/principals received the same rating or if the total teachers/principals in an LEA is less than five.

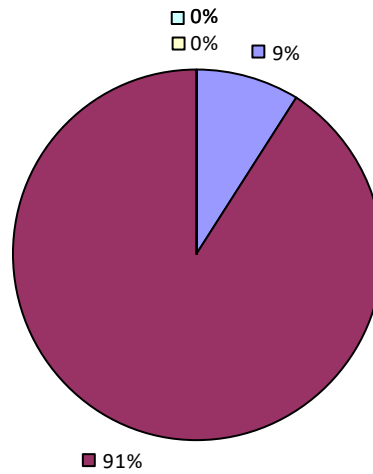
# MORRISTOWN CSD

## 2018-19 TEACHER EVALUATION RESULTS

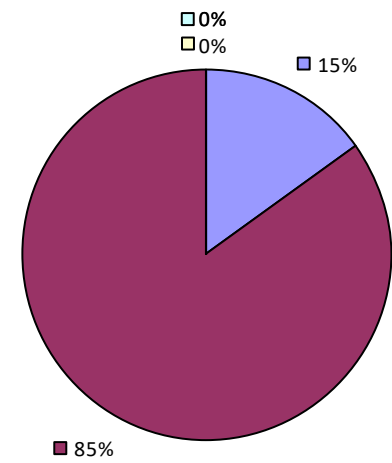
Student Performance



Teacher Observation



Overall Rating



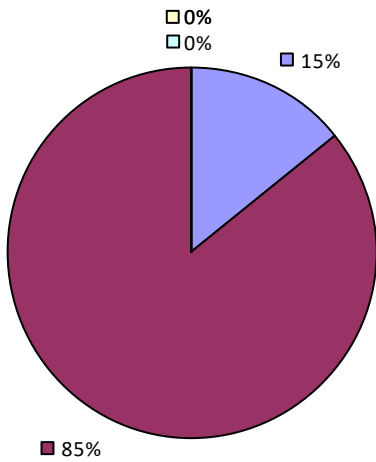
2018-19 PRINCIPAL EVALUATION RESULTS NOT SHOWN DUE TO SUPPRESSION\*

\* Data is suppressed if 100% of teachers/principals received the same rating or if the total teachers/principals in an LEA is less than five.

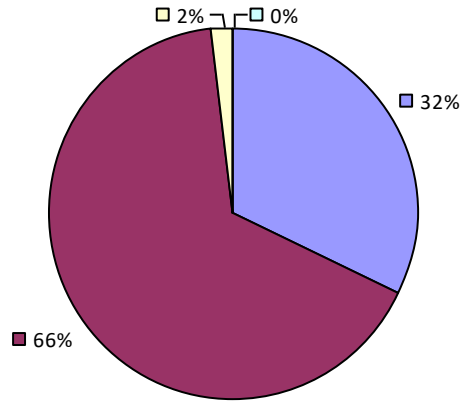
# MORRISVILLE-EATON CSD

## 2018-19 TEACHER EVALUATION RESULTS

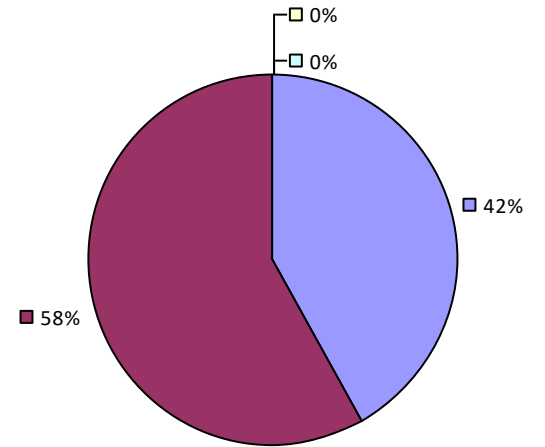
### Student Performance



### Teacher Observation



### Overall Rating



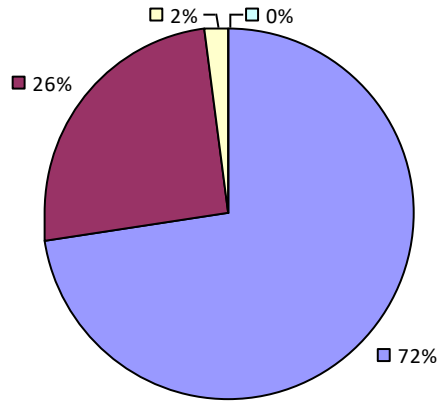
2018-19 PRINCIPAL EVALUATION RESULTS NOT SHOWN DUE TO SUPPRESSION\*

\* Data is suppressed if 100% of teachers/principals received the same rating or if the total teachers/principals in an LEA is less than five.

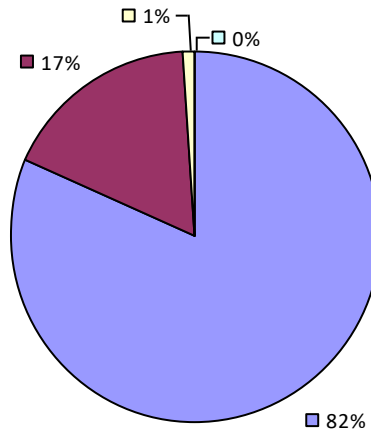
# MOUNT MARKHAM CSD

## 2018-19 TEACHER EVALUATION RESULTS

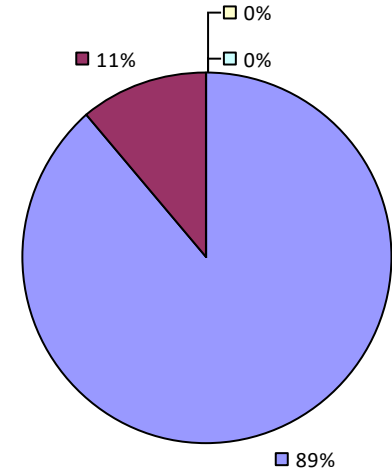
Student Performance



Teacher Observation



Overall Rating



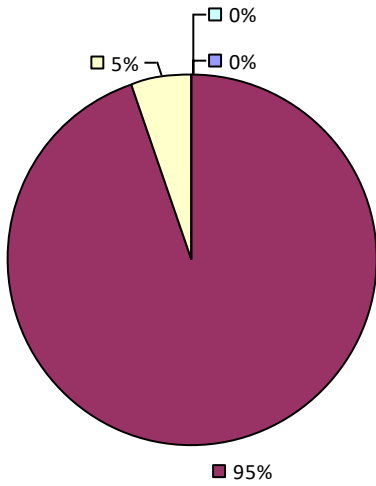
2018-19 PRINCIPAL EVALUATION RESULTS NOT SHOWN DUE TO SUPPRESSION\*

\* Data is suppressed if 100% of teachers/principals received the same rating or if the total teachers/principals in an LEA is less than five.

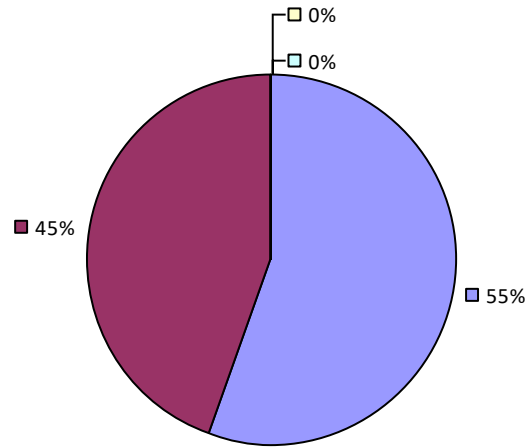
# MT MORRIS CSD

## 2018-19 TEACHER EVALUATION RESULTS

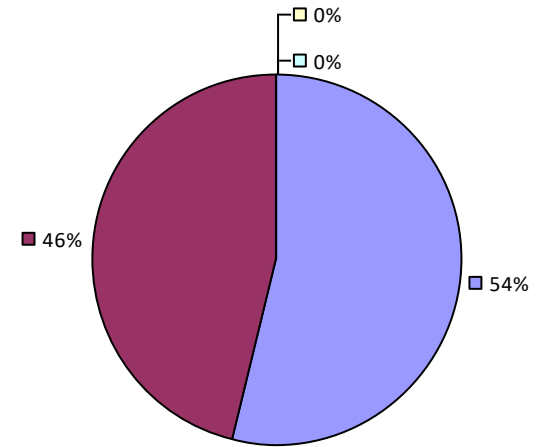
Student Performance



Teacher Observation



Overall Rating



2018-19 PRINCIPAL EVALUATION RESULTS NOT SHOWN DUE TO SUPPRESSION\*

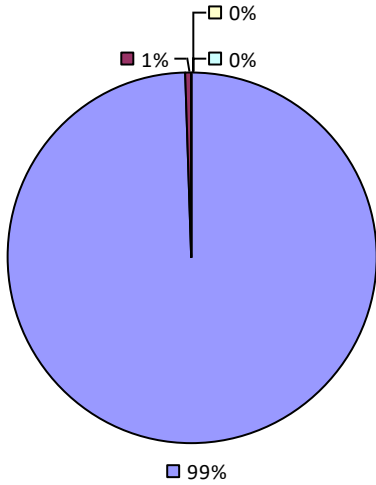
\* Data is suppressed if 100% of teachers/principals received the same rating or if the total teachers/principals in an LEA is less than five.



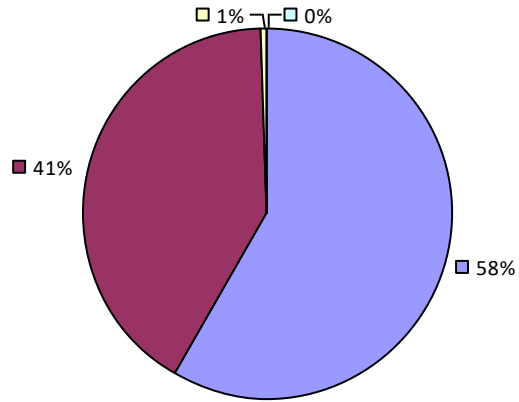
# MT PLEASANT CSD

## 2018-19 TEACHER EVALUATION RESULTS

Student Performance



Teacher Observation



Overall results not shown due to suppression\*

## 2018-19 PRINCIPAL EVALUATION RESULTS NOT SHOWN DUE TO SUPPRESSION\*

\* Data is suppressed if 100% of teachers/principals received the same rating or if the total teachers/principals in an LEA is less than five.

**MT PLEASANT-BLYTHEDALE UFSD**

*2018-19 TEACHER EVALUATION RESULTS NOT SHOWN DUE TO SUPPRESSION\**

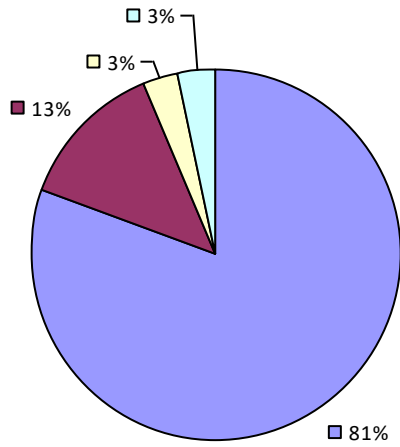
*2018-19 PRINCIPAL EVALUATION RESULTS NOT SHOWN DUE TO SUPPRESSION\**

*\* Data is suppressed if 100% of teachers/principals received the same rating or if the total teachers/principals in an LEA is less than five.*

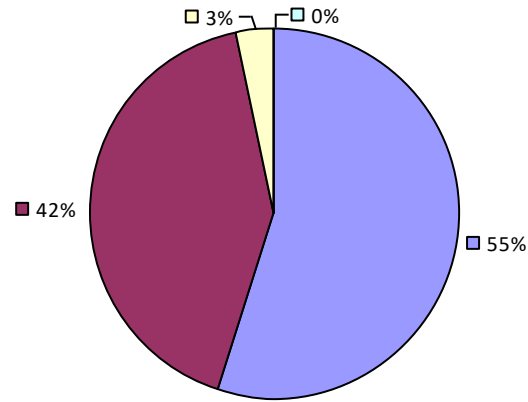
# MT PLEASANT-COTTAGE UFSD

## 2018-19 TEACHER EVALUATION RESULTS

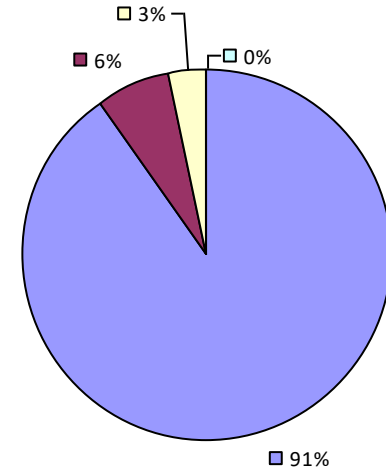
### Student Performance



### Teacher Observation



### Overall Rating



2018-19 PRINCIPAL EVALUATION RESULTS NOT SHOWN DUE TO SUPPRESSION\*

\* Data is suppressed if 100% of teachers/principals received the same rating or if the total teachers/principals in an LEA is less than five.

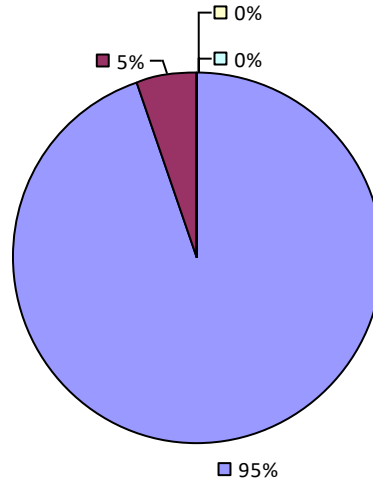
# MT SINAI UFSD

## 2018-19 TEACHER EVALUATION RESULTS

Student performance results not shown due to suppression\*

### Teacher Observation

Overall results not shown due to suppression\*



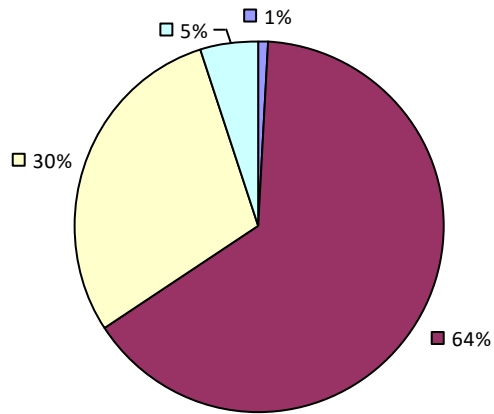
## 2018-19 PRINCIPAL EVALUATION RESULTS NOT SHOWN DUE TO SUPPRESSION\*

\* Data is suppressed if 100% of teachers/principals received the same rating or if the total teachers/principals in an LEA is less than five.

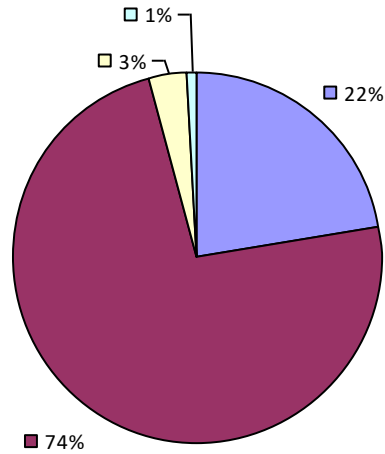
# MT VERNON SCHOOL DISTRICT

## 2018-19 TEACHER EVALUATION RESULTS

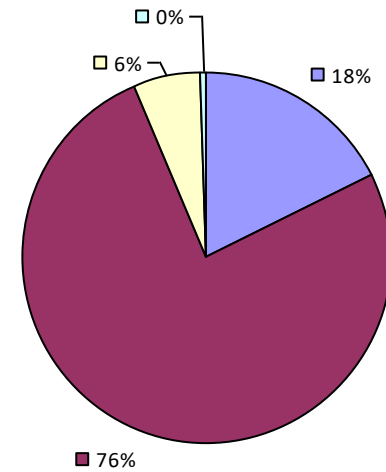
Student Performance



Teacher Observation

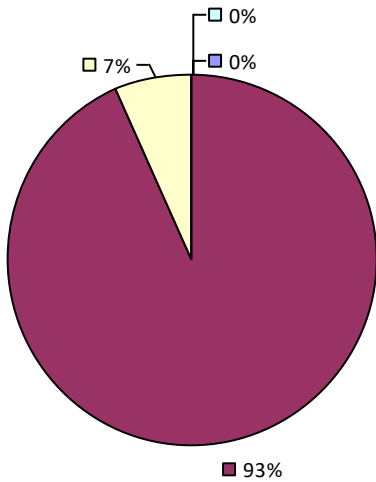


Overall Rating

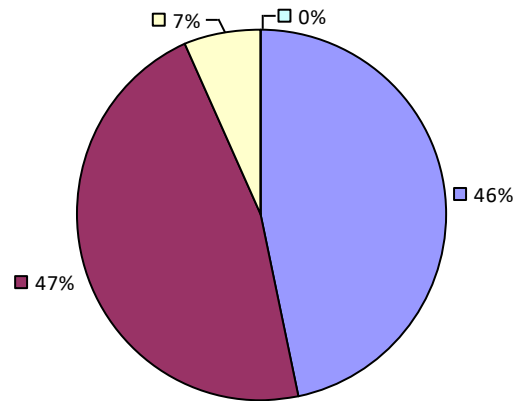


## 2018-19 PRINCIPAL EVALUATION RESULTS

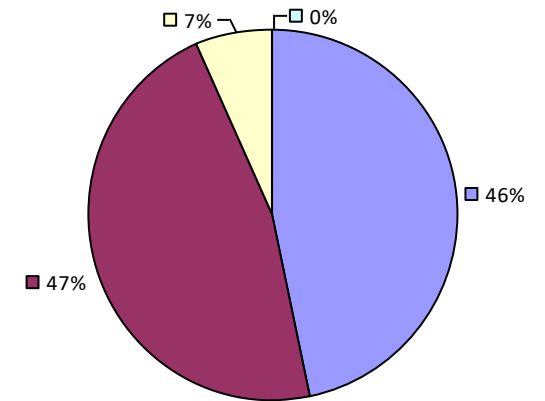
Student Performance



Principal School Visits



Overall Rating

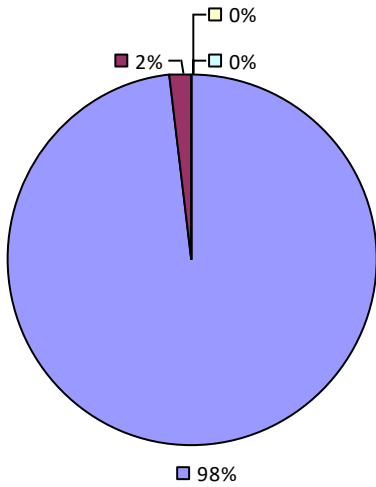


\* Data is suppressed if 100% of teachers/principals received the same rating or if the total teachers/principals in an LEA is less than five.

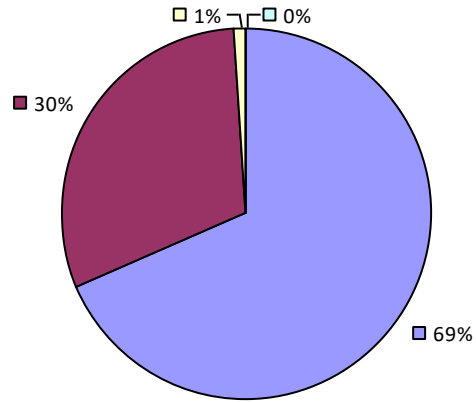
# NANUET UFSD

## 2018-19 TEACHER EVALUATION RESULTS

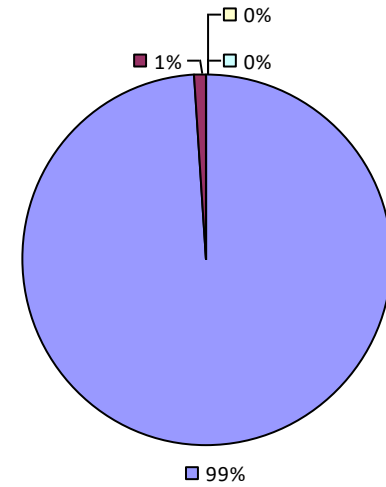
### Student Performance



### Teacher Observation



### Overall Rating



2018-19 PRINCIPAL EVALUATION RESULTS NOT SHOWN DUE TO SUPPRESSION\*

\* Data is suppressed if 100% of teachers/principals received the same rating or if the total teachers/principals in an LEA is less than five.

**NAPLES CSD**

*2018-19 TEACHER EVALUATION RESULTS NOT SHOWN DUE TO SUPPRESSION\**

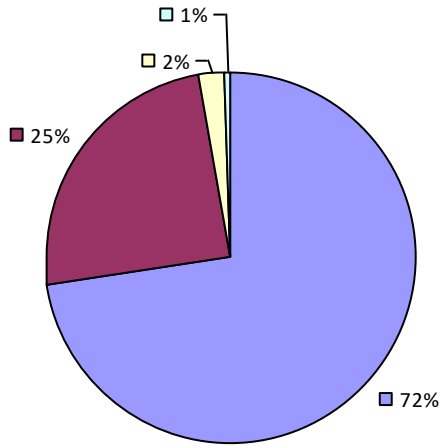
*2018-19 PRINCIPAL EVALUATION RESULTS NOT SHOWN DUE TO SUPPRESSION\**

*\* Data is suppressed if 100% of teachers/principals received the same rating or if the total teachers/principals in an LEA is less than five.*

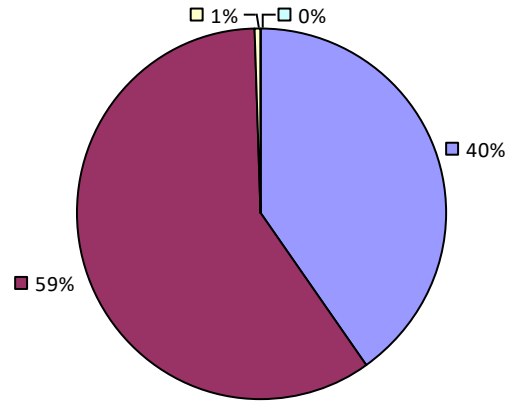
# NASSAU BOCES

## 2018-19 TEACHER EVALUATION RESULTS

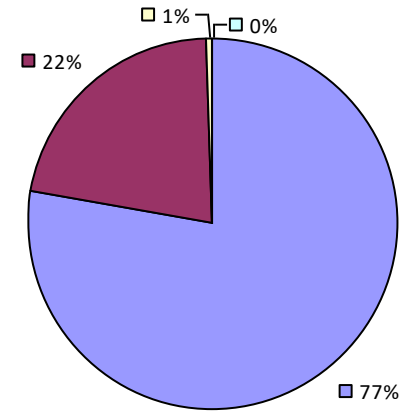
### Student Performance



### Teacher Observation



### Overall Rating



2018-19 PRINCIPAL EVALUATION RESULTS NOT SHOWN DUE TO SUPPRESSION\*

\* Data is suppressed if 100% of teachers/principals received the same rating or if the total teachers/principals in an LEA is less than five.



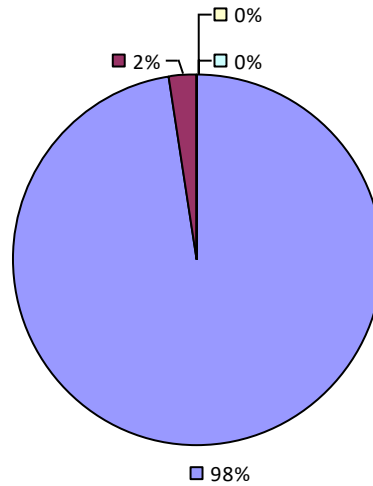
# NEW HARTFORD CSD

## 2018-19 TEACHER EVALUATION RESULTS

Student performance results not shown due to suppression\*

### Teacher Observation

Overall results not shown due to suppression\*

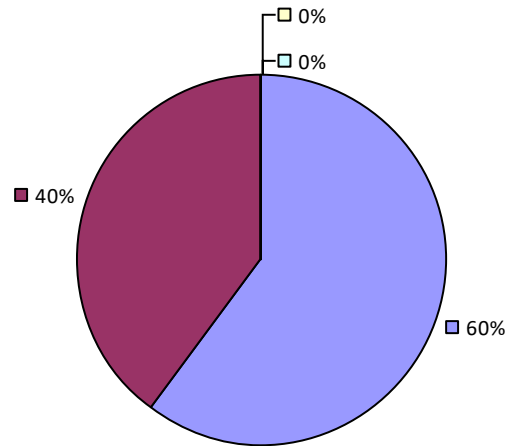


## 2018-19 PRINCIPAL EVALUATION RESULTS

Student performance results not shown due to suppression\*

### Principal School Visits

Overall results not shown due to suppression\*



\* Data is suppressed if 100% of teachers/principals received the same rating or if the total teachers/principals in an LEA is less than five.

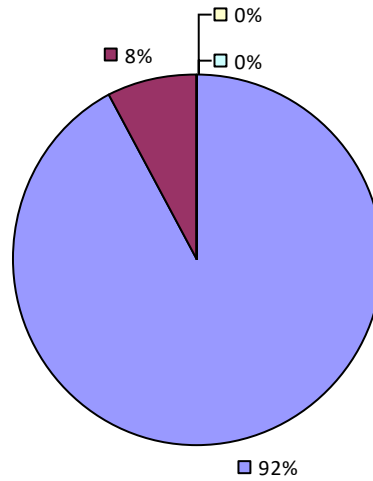
# NEW HYDE PARK-GARDEN CITY PARK UFSD

## 2018-19 TEACHER EVALUATION RESULTS

Student performance results not shown due to suppression\*

### Teacher Observation

Overall results not shown due to suppression\*



## 2018-19 PRINCIPAL EVALUATION RESULTS NOT SHOWN DUE TO SUPPRESSION\*

\* Data is suppressed if 100% of teachers/principals received the same rating or if the total teachers/principals in an LEA is less than five.

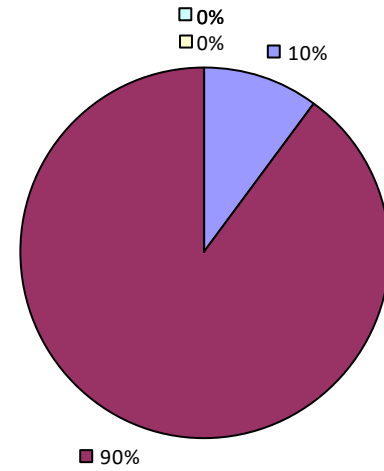
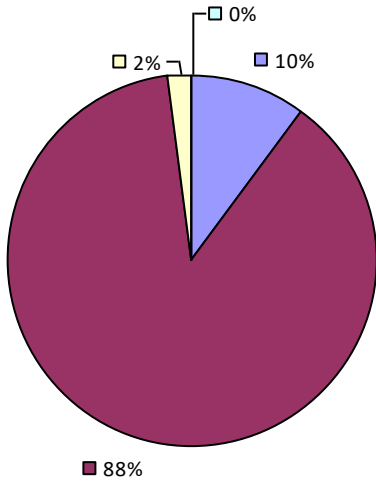
# NEW LEBANON CSD

## 2018-19 TEACHER EVALUATION RESULTS

Student Performance

Teacher observation results not shown due to suppression\*

Overall Rating



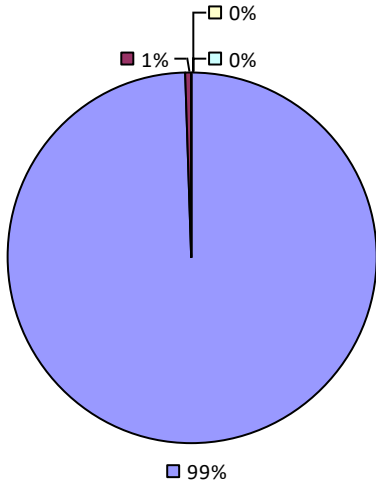
## 2018-19 PRINCIPAL EVALUATION RESULTS NOT SHOWN DUE TO SUPPRESSION\*

\* Data is suppressed if 100% of teachers/principals received the same rating or if the total teachers/principals in an LEA is less than five.

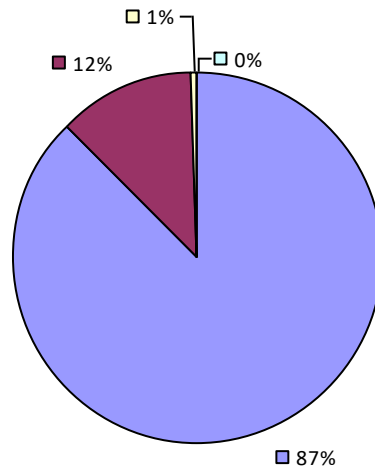
# NEW PALTZ CSD

## 2018-19 TEACHER EVALUATION RESULTS

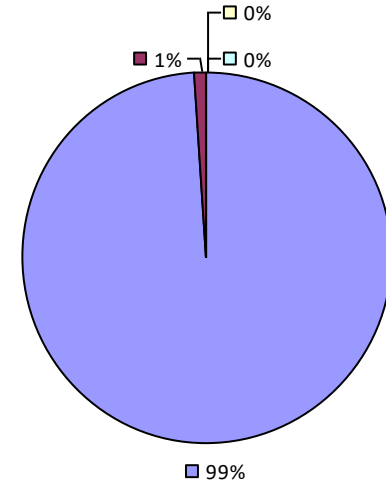
### Student Performance



### Teacher Observation



### Overall Rating



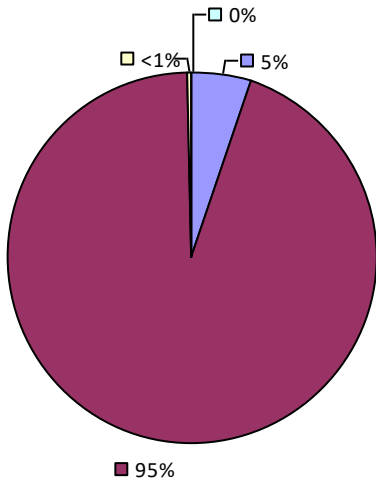
2018-19 PRINCIPAL EVALUATION RESULTS NOT SHOWN DUE TO SUPPRESSION\*

\* Data is suppressed if 100% of teachers/principals received the same rating or if the total teachers/principals in an LEA is less than five.

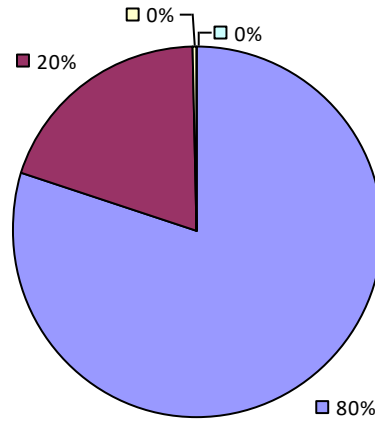
# NEW ROCHELLE CITY SD

## 2018-19 TEACHER EVALUATION RESULTS

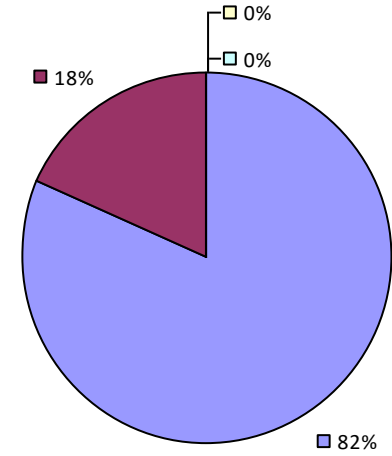
Student Performance



Teacher Observation



Overall Rating



2018-19 PRINCIPAL EVALUATION RESULTS NOT SUBMITTED

\* Data is suppressed if 100% of teachers/principals received the same rating or if the total teachers/principals in an LEA is less than five.

**NEW SUFFOLK COMN SD**

*2018-19 TEACHER EVALUATION RESULTS NOT SHOWN DUE TO SUPPRESSION\**

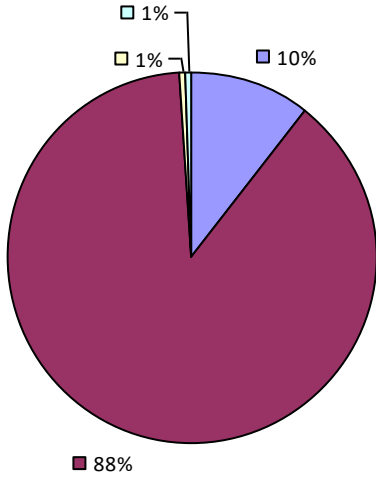
*2018-19 PRINCIPAL EVALUATION RESULTS NOT SHOWN DUE TO SUPPRESSION\**

*\* Data is suppressed if 100% of teachers/principals received the same rating or if the total teachers/principals in an LEA is less than five.*

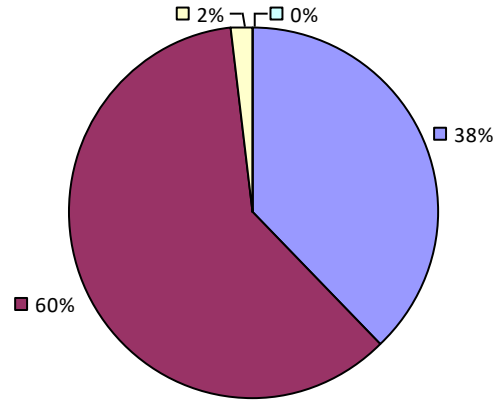
# NEWARK CSD

## 2018-19 TEACHER EVALUATION RESULTS

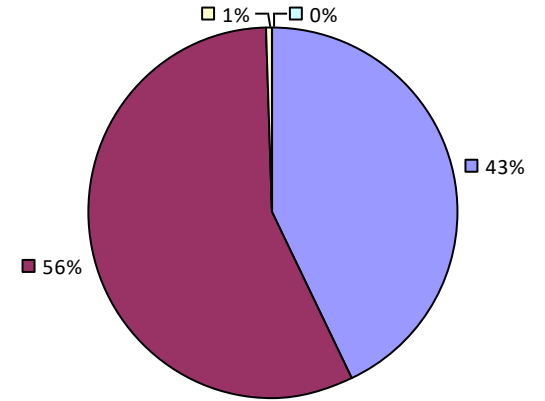
Student Performance



Teacher Observation



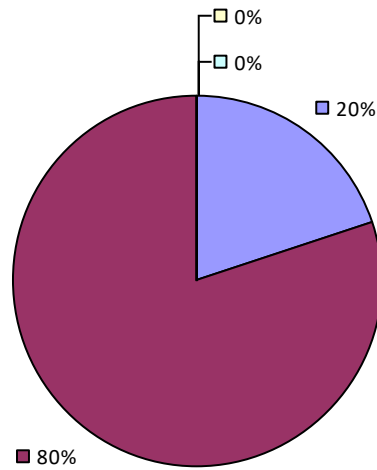
Overall Rating



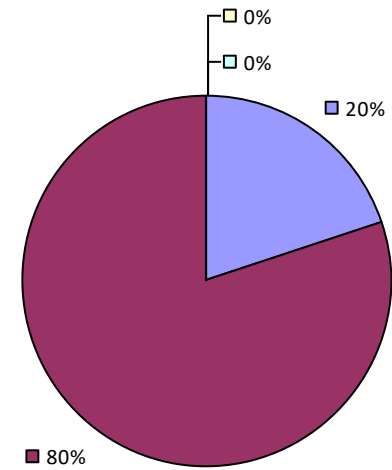
## 2018-19 PRINCIPAL EVALUATION RESULTS

Student performance results not shown due to suppression\*

Principal School Visits



Overall Rating



\* Data is suppressed if 100% of teachers/principals received the same rating or if the total teachers/principals in an LEA is less than five.

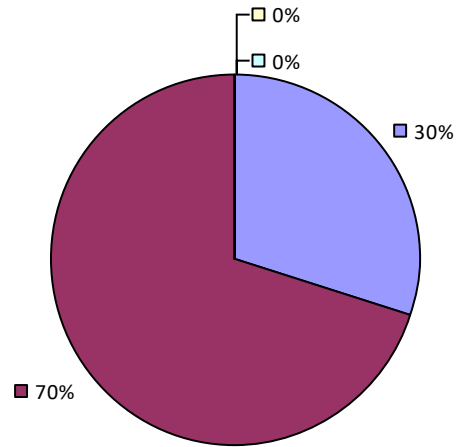
# NEWARK VALLEY CSD

## 2018-19 TEACHER EVALUATION RESULTS

Student performance results not shown due to suppression\*

### Teacher Observation

Overall results not shown due to suppression\*



## 2018-19 PRINCIPAL EVALUATION RESULTS NOT SHOWN DUE TO SUPPRESSION\*

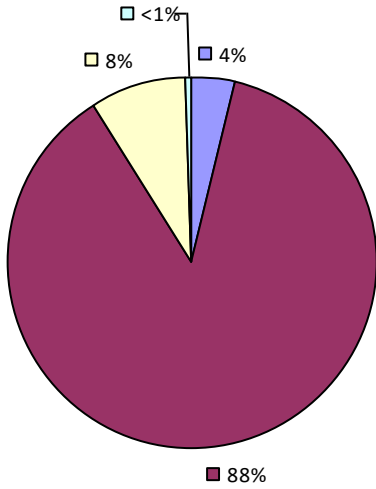
\* Data is suppressed if 100% of teachers/principals received the same rating or if the total teachers/principals in an LEA is less than five.



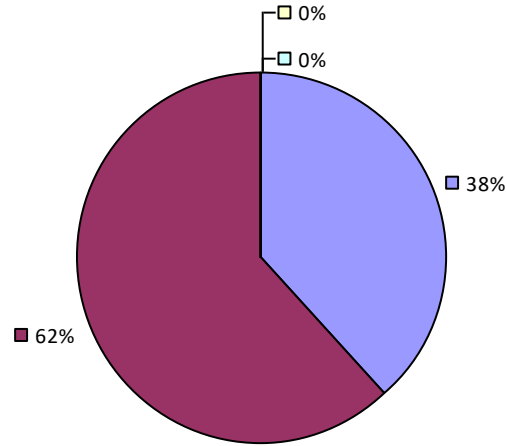
# NEWBURGH CITY SD

## 2018-19 TEACHER EVALUATION RESULTS

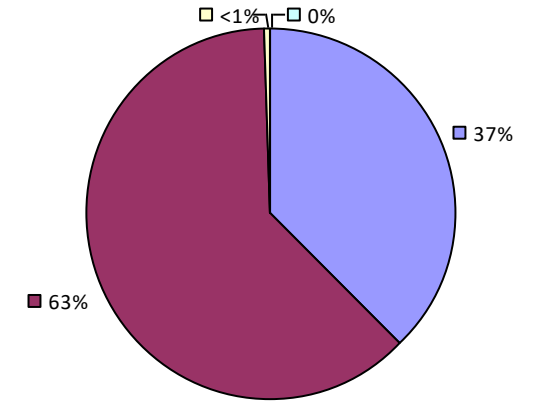
Student Performance



Teacher Observation

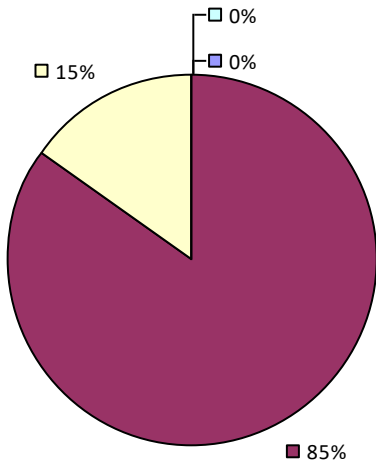


Overall Rating



## 2018-19 PRINCIPAL EVALUATION RESULTS

Student Performance



Principal school visit results not shown due to suppression\*

Overall results not shown due to suppression\*

\* Data is suppressed if 100% of teachers/principals received the same rating or if the total teachers/principals in an LEA is less than five.

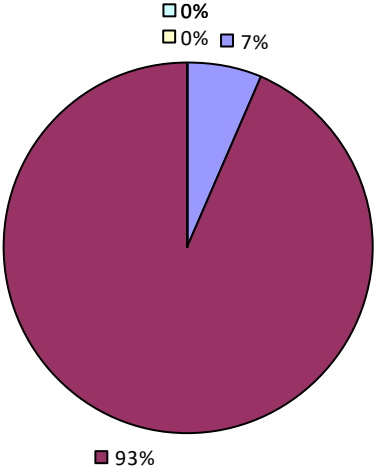
**NEWCOMB CSD**

**2018-19 TEACHER EVALUATION RESULTS**

Student Performance

Teacher observation results not shown due to suppression\*

Overall results not shown due to suppression\*



**2018-19 PRINCIPAL EVALUATION RESULTS NOT SHOWN DUE TO SUPPRESSION\***

\* Data is suppressed if 100% of teachers/principals received the same rating or if the total teachers/principals in an LEA is less than five.

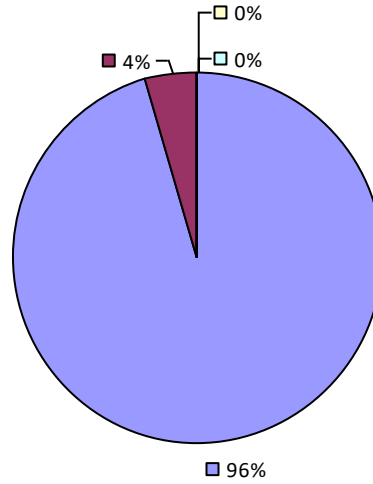
# NEWFANE CSD

## 2018-19 TEACHER EVALUATION RESULTS

Student performance results not shown due to suppression\*

### Teacher Observation

Overall results not shown due to suppression\*



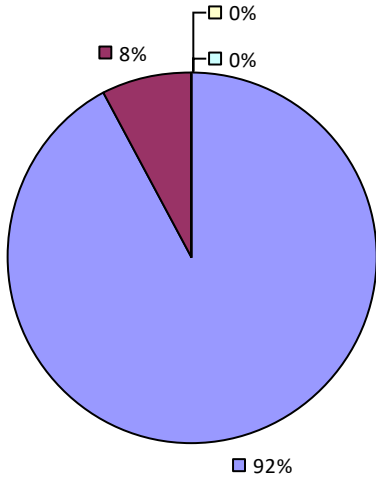
## 2018-19 PRINCIPAL EVALUATION RESULTS NOT SHOWN DUE TO SUPPRESSION\*

\* Data is suppressed if 100% of teachers/principals received the same rating or if the total teachers/principals in an LEA is less than five.

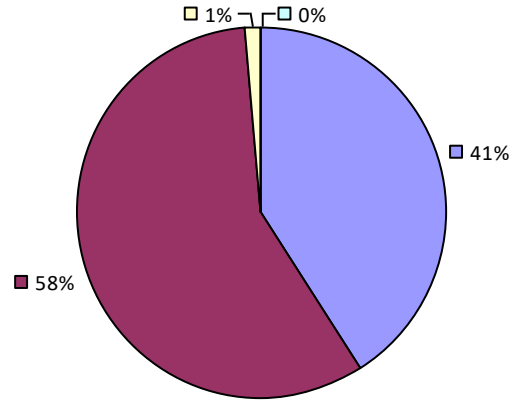
# NEWFIELD CSD

## 2018-19 TEACHER EVALUATION RESULTS

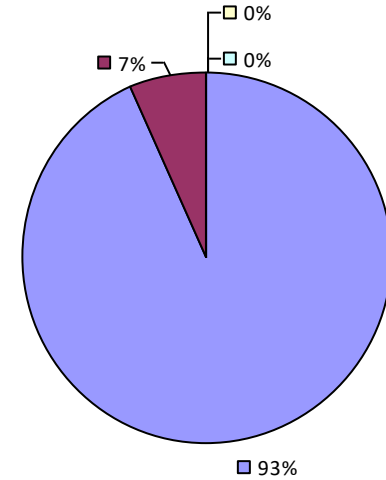
### Student Performance



### Teacher Observation



### Overall Rating



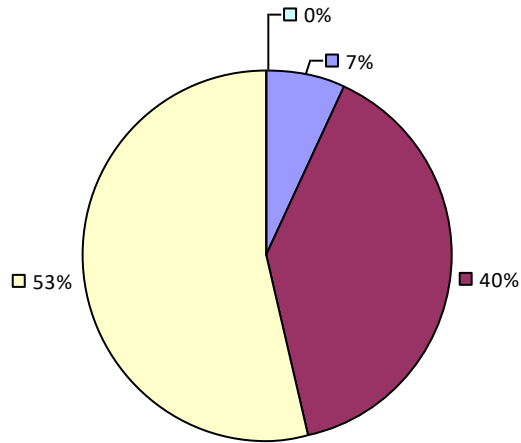
2018-19 PRINCIPAL EVALUATION RESULTS NOT SHOWN DUE TO SUPPRESSION\*

\* Data is suppressed if 100% of teachers/principals received the same rating or if the total teachers/principals in an LEA is less than five.

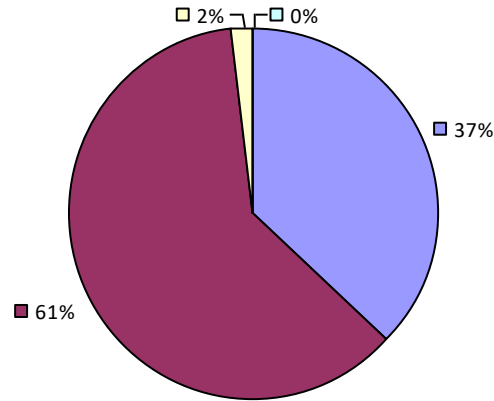
# NIAGARA FALLS CITY SD

## 2018-19 TEACHER EVALUATION RESULTS

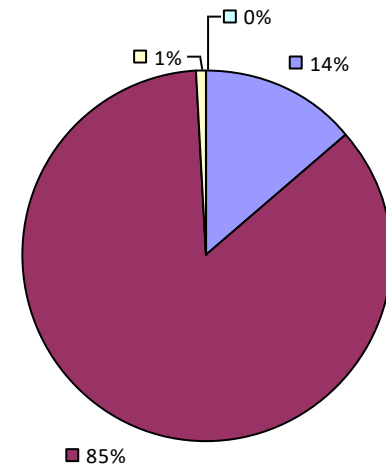
Student Performance



Teacher Observation

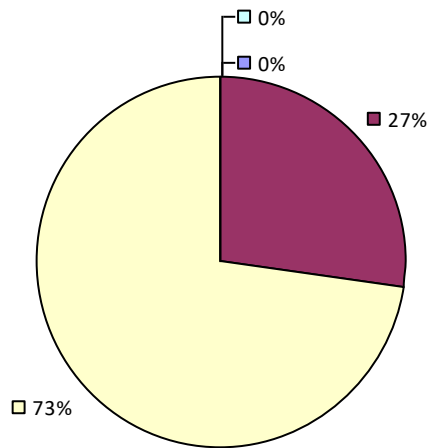


Overall Rating

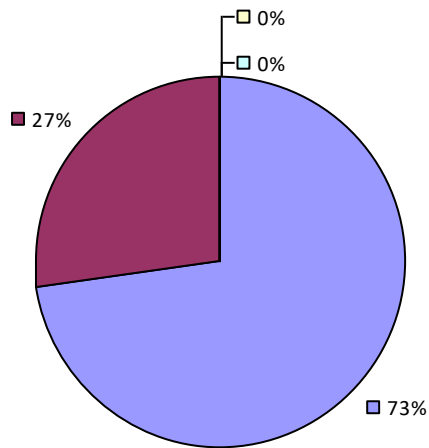


## 2018-19 PRINCIPAL EVALUATION RESULTS

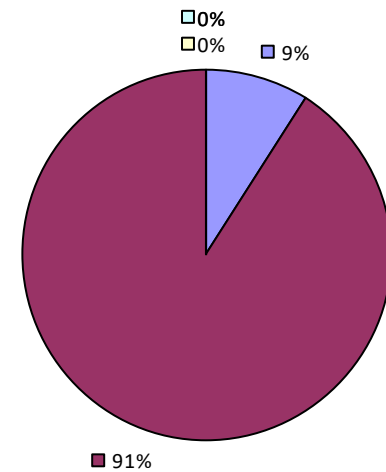
Student Performance



Principal School Visits



Overall Rating



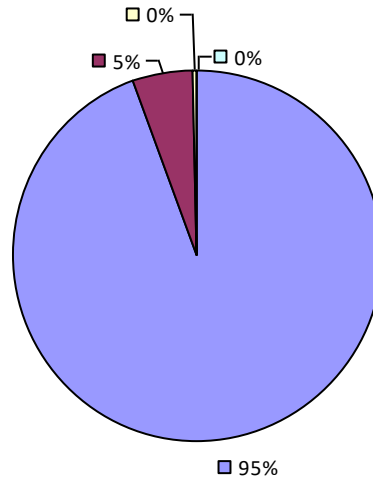
\* Data is suppressed if 100% of teachers/principals received the same rating or if the total teachers/principals in an LEA is less than five.

# NIAGARA-WHEATFIELD CSD

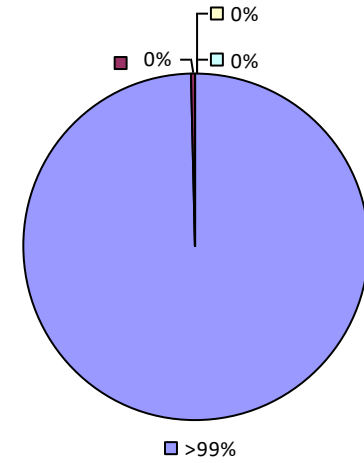
## 2018-19 TEACHER EVALUATION RESULTS

Student performance results not shown due to suppression\*

### Teacher Observation



### Overall Rating



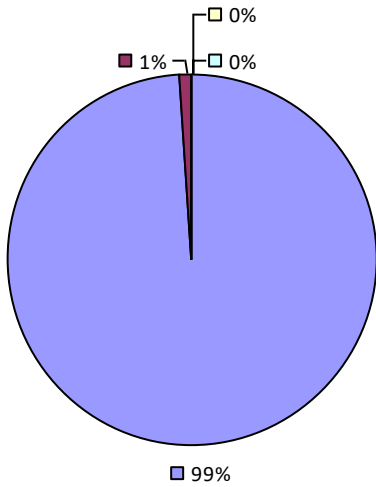
## 2018-19 PRINCIPAL EVALUATION RESULTS NOT SHOWN DUE TO SUPPRESSION\*

\* Data is suppressed if 100% of teachers/principals received the same rating or if the total teachers/principals in an LEA is less than five.

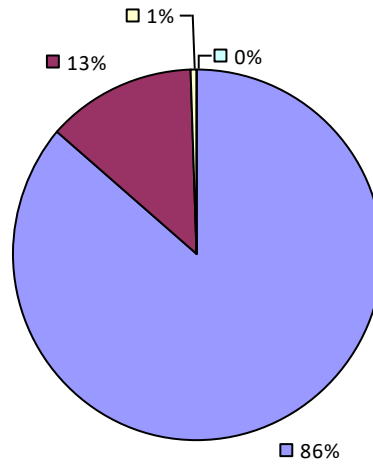
# NISKAYUNA CSD

## 2018-19 TEACHER EVALUATION RESULTS

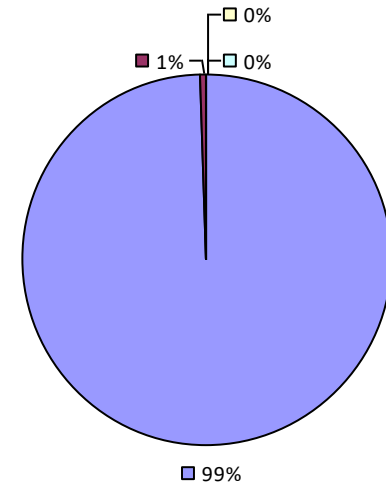
### Student Performance



### Teacher Observation

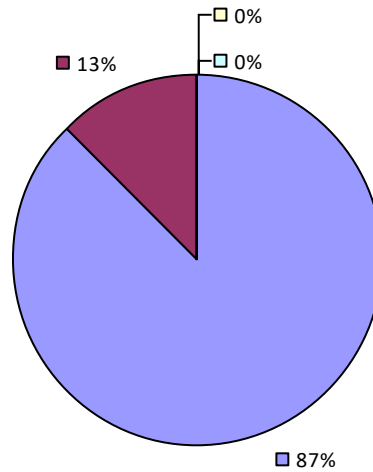


### Overall Rating



*Student performance results not shown due to suppression\**

### Principal School Visits



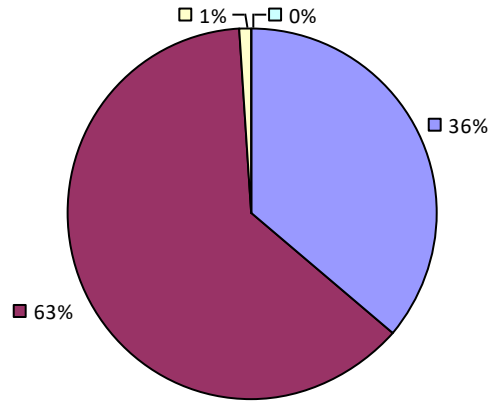
*Overall results not shown due to suppression\**

\* Data is suppressed if 100% of teachers/principals received the same rating or if the total teachers/principals in an LEA is less than five.

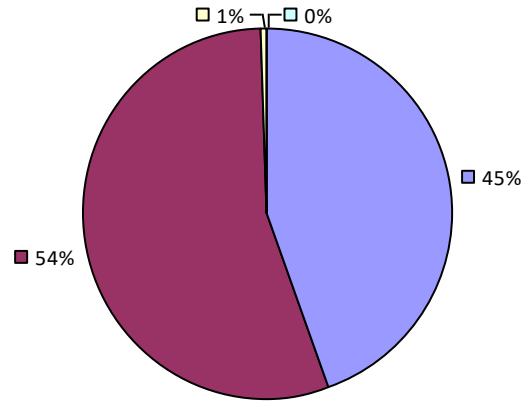
# NORTH BABYLON UFSD

## 2018-19 TEACHER EVALUATION RESULTS

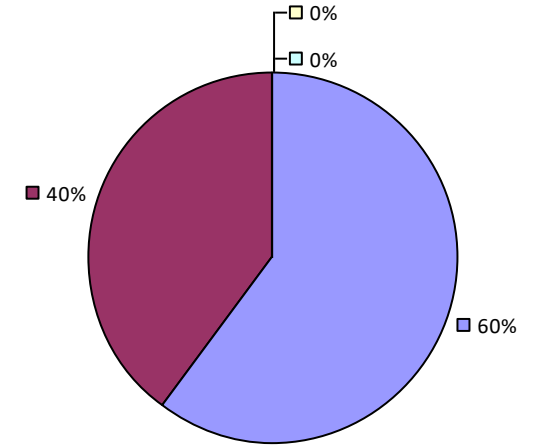
Student Performance



Teacher Observation

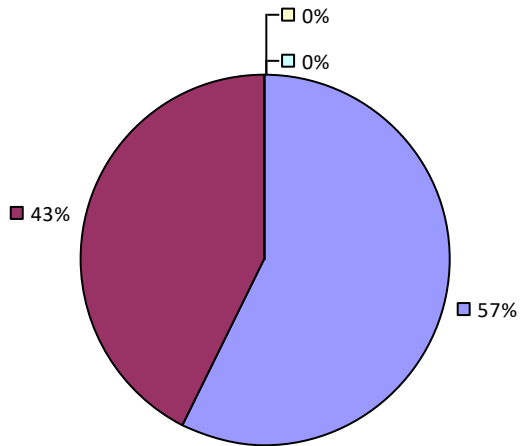


Overall Rating

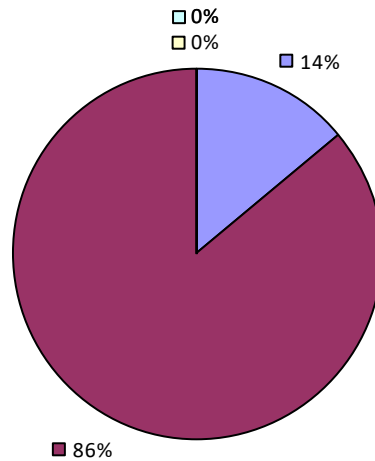


## 2018-19 PRINCIPAL EVALUATION RESULTS

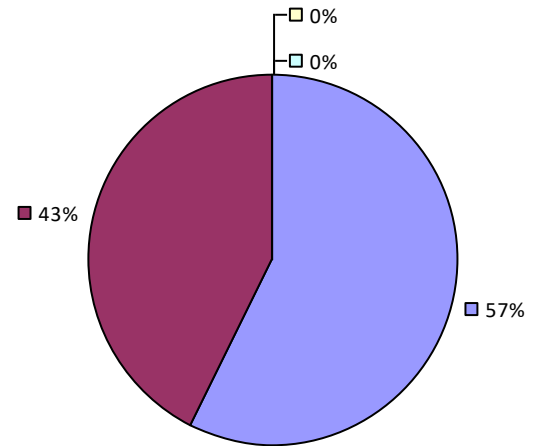
Student Performance



Principal School Visits



Overall Rating



\* Data is suppressed if 100% of teachers/principals received the same rating or if the total teachers/principals in an LEA is less than five.



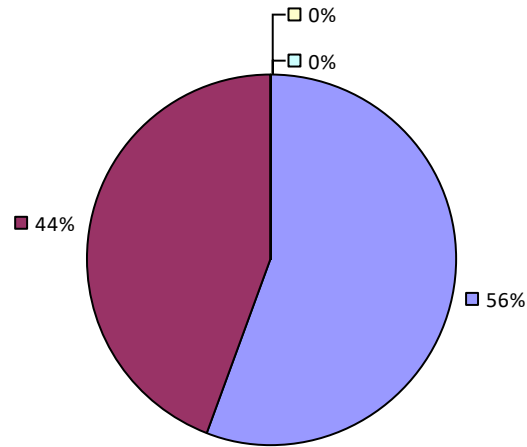
# NORTH BELLMORE UFSD

## 2018-19 TEACHER EVALUATION RESULTS

Student performance results not shown due to suppression\*

### Teacher Observation

Overall results not shown due to suppression\*



## 2018-19 PRINCIPAL EVALUATION RESULTS NOT SHOWN DUE TO SUPPRESSION\*

\* Data is suppressed if 100% of teachers/principals received the same rating or if the total teachers/principals in an LEA is less than five.

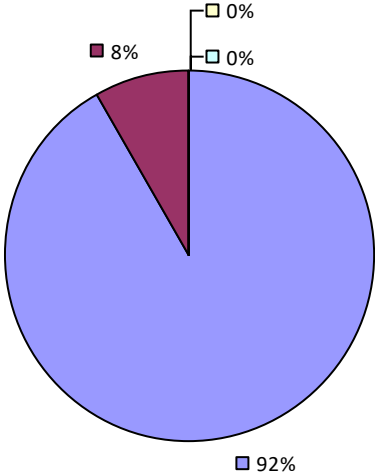
**NORTH COLLINS CSD**

**2018-19 TEACHER EVALUATION RESULTS**

*Student performance results not shown due to suppression\**

**Teacher Observation**

*Overall results not shown due to suppression\**



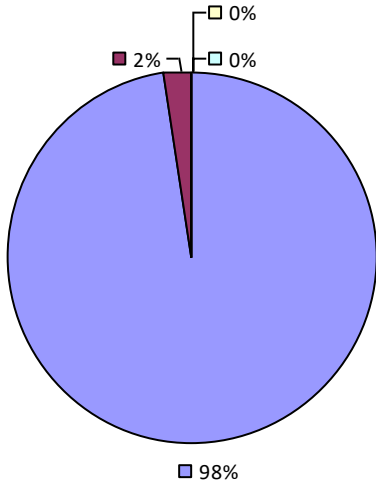
**2018-19 PRINCIPAL EVALUATION RESULTS NOT SHOWN DUE TO SUPPRESSION\***

*\* Data is suppressed if 100% of teachers/principals received the same rating or if the total teachers/principals in an LEA is less than five.*

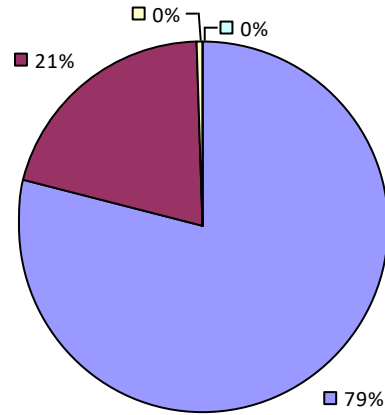
# NORTH COLONIE CSD

## 2018-19 TEACHER EVALUATION RESULTS

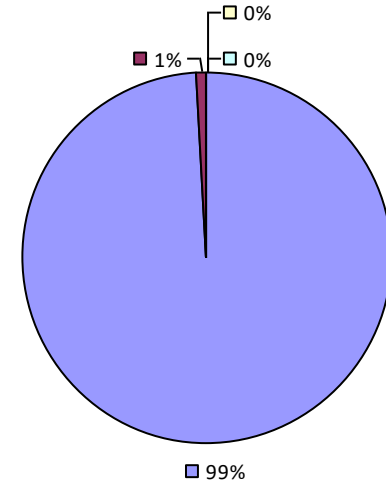
### Student Performance



### Teacher Observation



### Overall Rating



2018-19 PRINCIPAL EVALUATION RESULTS NOT SHOWN DUE TO SUPPRESSION\*

\* Data is suppressed if 100% of teachers/principals received the same rating or if the total teachers/principals in an LEA is less than five.

**NORTH GREENBUSH COMN SD (WILLIAMS)**

*2018-19 TEACHER EVALUATION RESULTS NOT SHOWN DUE TO SUPPRESSION\**

*2018-19 PRINCIPAL EVALUATION RESULTS NOT SHOWN DUE TO SUPPRESSION\**

*\* Data is suppressed if 100% of teachers/principals received the same rating or if the total teachers/principals in an LEA is less than five.*

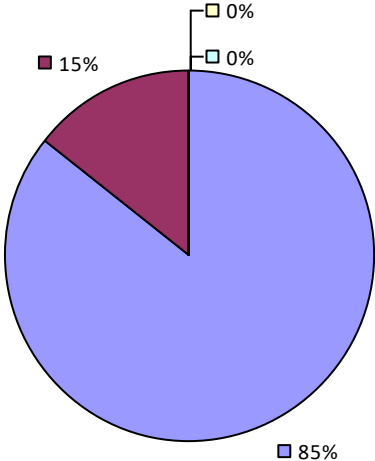
# NORTH MERRICK UFSD

## 2018-19 TEACHER EVALUATION RESULTS

Student performance results not shown due to suppression\*

### Teacher Observation

Overall results not shown due to suppression\*



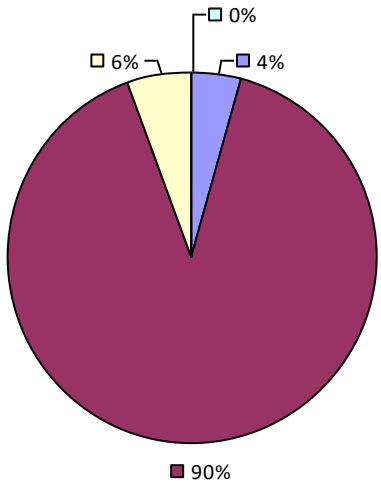
## 2018-19 PRINCIPAL EVALUATION RESULTS NOT SHOWN DUE TO SUPPRESSION\*

\* Data is suppressed if 100% of teachers/principals received the same rating or if the total teachers/principals in an LEA is less than five.

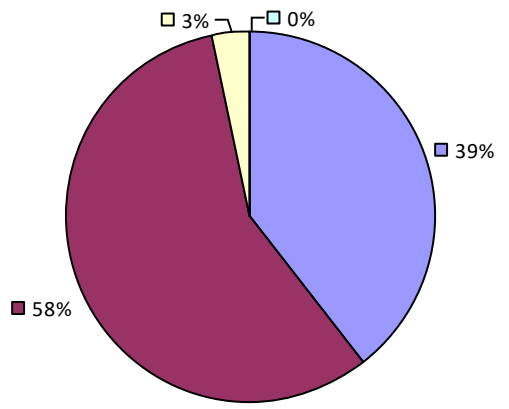
# NORTH ROSE-WOLCOTT CSD

## 2018-19 TEACHER EVALUATION RESULTS

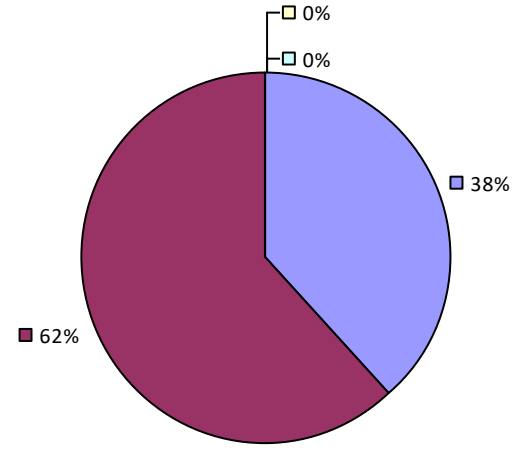
Student Performance



Teacher Observation



Overall Rating



2018-19 PRINCIPAL EVALUATION RESULTS NOT SHOWN DUE TO SUPPRESSION\*

\* Data is suppressed if 100% of teachers/principals received the same rating or if the total teachers/principals in an LEA is less than five.

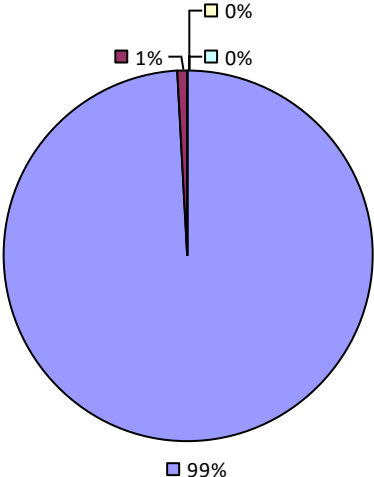
**NORTH SALEM CSD**

**2018-19 TEACHER EVALUATION RESULTS**

Student Performance

Teacher observation results not shown due to suppression\*

Overall results not shown due to suppression\*



**2018-19 PRINCIPAL EVALUATION RESULTS NOT SHOWN DUE TO SUPPRESSION\***

\* Data is suppressed if 100% of teachers/principals received the same rating or if the total teachers/principals in an LEA is less than five.

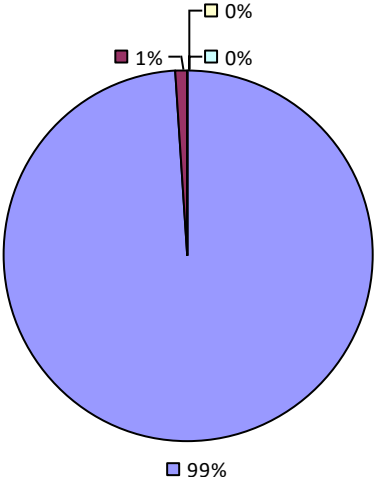
# NORTH SHORE CSD

## 2018-19 TEACHER EVALUATION RESULTS

Student Performance

Teacher observation results not shown due to suppression\*

Overall results not shown due to suppression\*



## 2018-19 PRINCIPAL EVALUATION RESULTS NOT SHOWN DUE TO SUPPRESSION\*

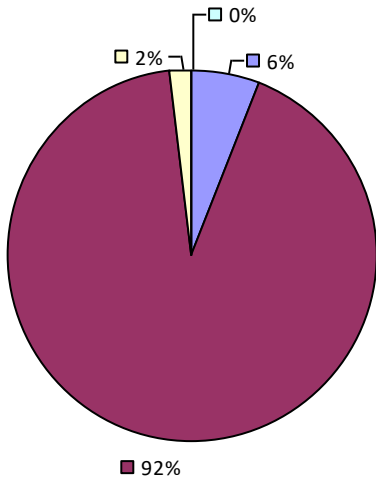
\* Data is suppressed if 100% of teachers/principals received the same rating or if the total teachers/principals in an LEA is less than five.



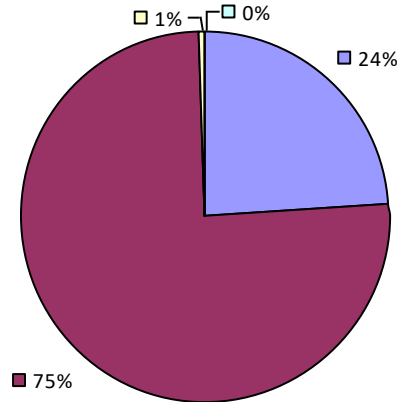
# NORTH SYRACUSE CSD

## 2018-19 TEACHER EVALUATION RESULTS

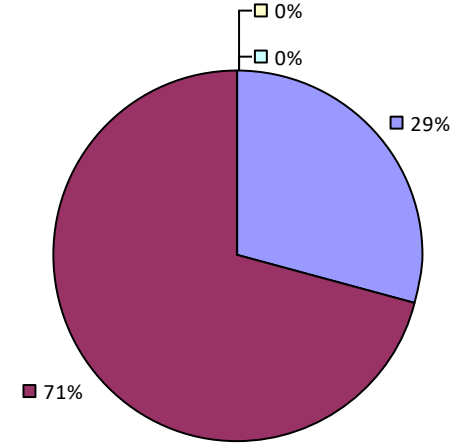
### Student Performance



### Teacher Observation



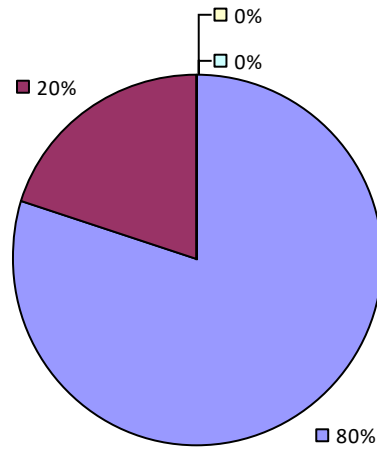
### Overall Rating



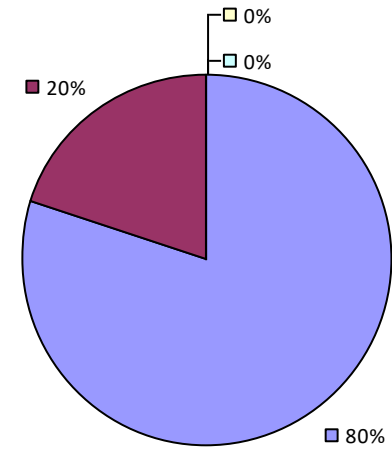
## 2018-19 PRINCIPAL EVALUATION RESULTS

Student performance results not shown due to suppression\*

### Principal School Visits



### Overall Rating

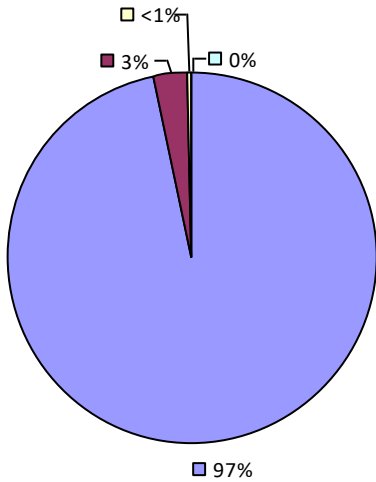


\* Data is suppressed if 100% of teachers/principals received the same rating or if the total teachers/principals in an LEA is less than five.

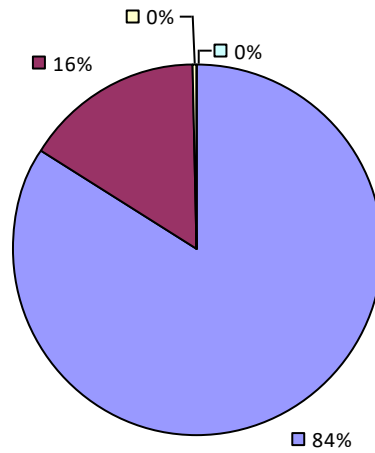
# NORTH TONAWANDA CITY SD

## 2018-19 TEACHER EVALUATION RESULTS

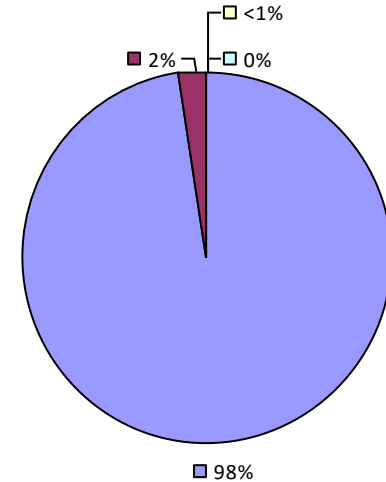
### Student Performance



### Teacher Observation

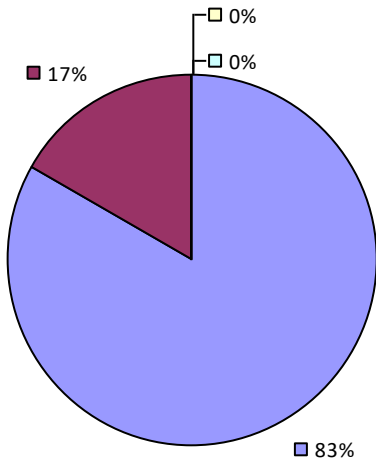


### Overall Rating

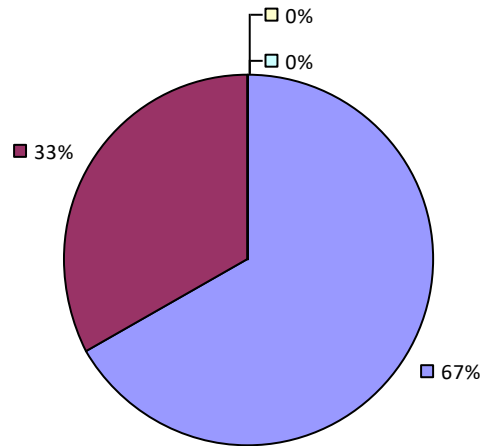


## 2018-19 PRINCIPAL EVALUATION RESULTS

### Student Performance



### Principal School Visits



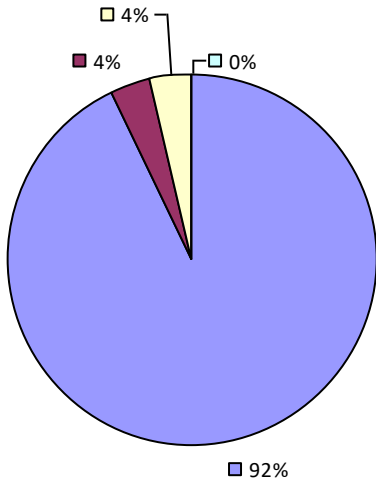
Overall results not shown due to suppression\*

\* Data is suppressed if 100% of teachers/principals received the same rating or if the total teachers/principals in an LEA is less than five.

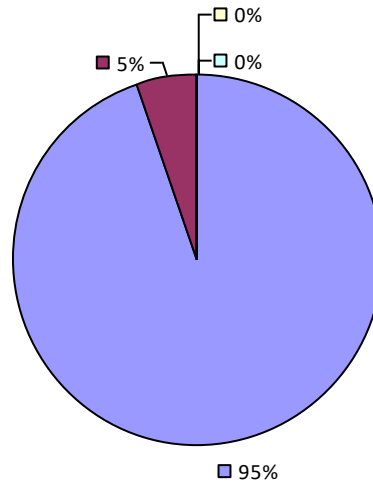
# NORTH WARREN CSD

## 2018-19 TEACHER EVALUATION RESULTS

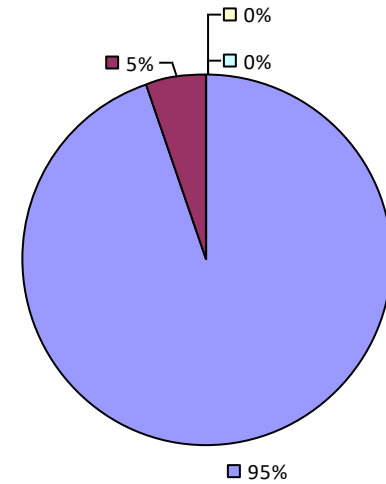
Student Performance



Teacher Observation



Overall Rating



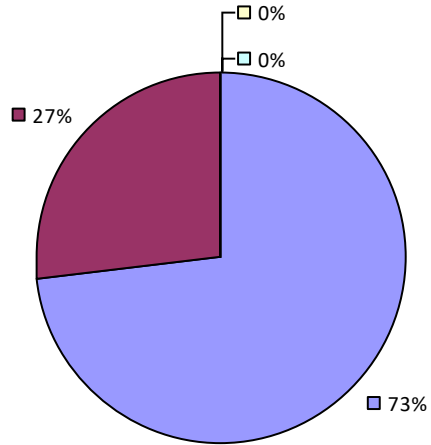
2018-19 PRINCIPAL EVALUATION RESULTS NOT SHOWN DUE TO SUPPRESSION\*

\* Data is suppressed if 100% of teachers/principals received the same rating or if the total teachers/principals in an LEA is less than five.

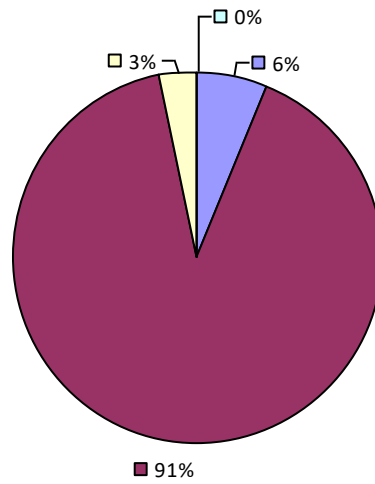
# NORTHEAST CSD

## 2018-19 TEACHER EVALUATION RESULTS

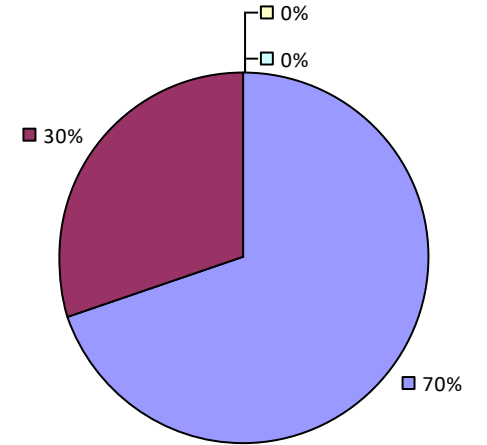
### Student Performance



### Teacher Observation



### Overall Rating



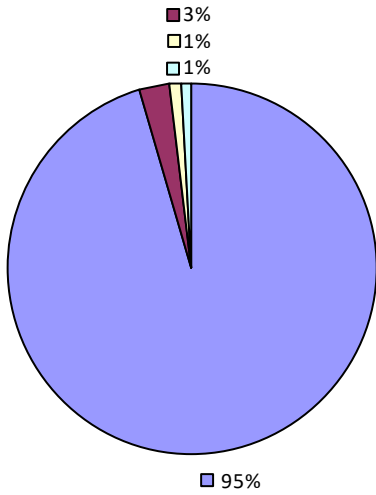
2018-19 PRINCIPAL EVALUATION RESULTS NOT SHOWN DUE TO SUPPRESSION\*

\* Data is suppressed if 100% of teachers/principals received the same rating or if the total teachers/principals in an LEA is less than five.

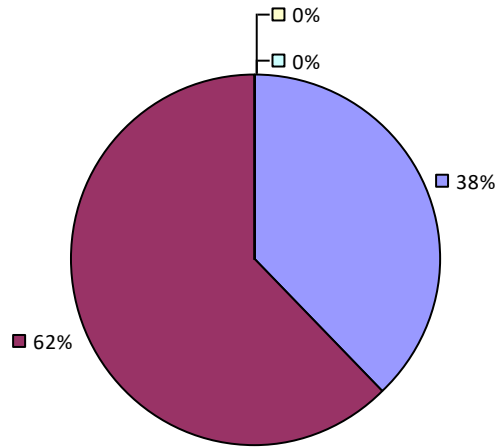
# NORTHEASTERN CLINTON CSD

## 2018-19 TEACHER EVALUATION RESULTS

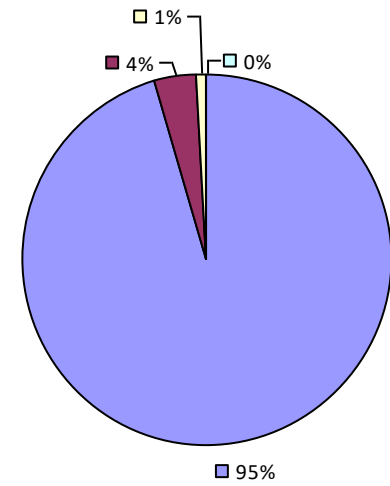
### Student Performance



### Teacher Observation



### Overall Rating



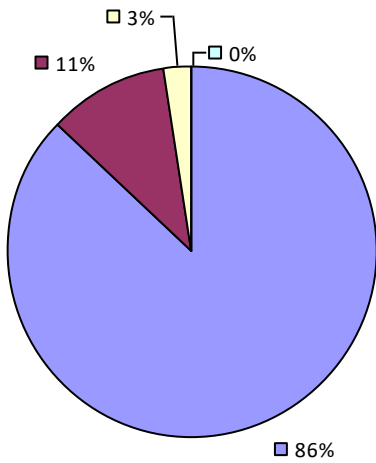
2018-19 PRINCIPAL EVALUATION RESULTS NOT SHOWN DUE TO SUPPRESSION\*

\* Data is suppressed if 100% of teachers/principals received the same rating or if the total teachers/principals in an LEA is less than five.

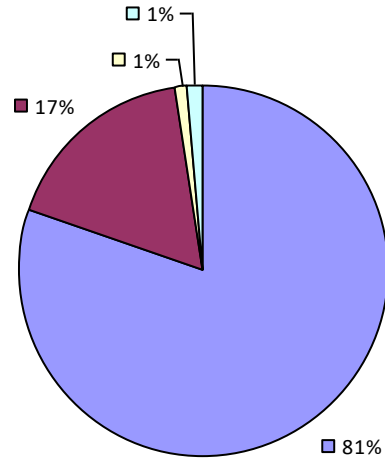
# NORTHERN ADIRONDACK CSD

## 2018-19 TEACHER EVALUATION RESULTS

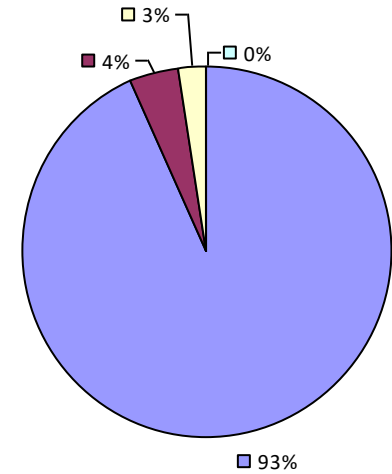
### Student Performance



### Teacher Observation



### Overall Rating



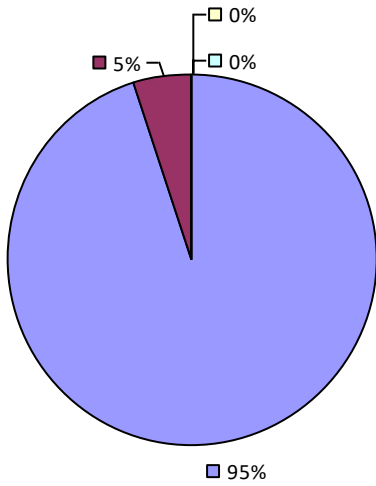
2018-19 PRINCIPAL EVALUATION RESULTS NOT SHOWN DUE TO SUPPRESSION\*

\* Data is suppressed if 100% of teachers/principals received the same rating or if the total teachers/principals in an LEA is less than five.

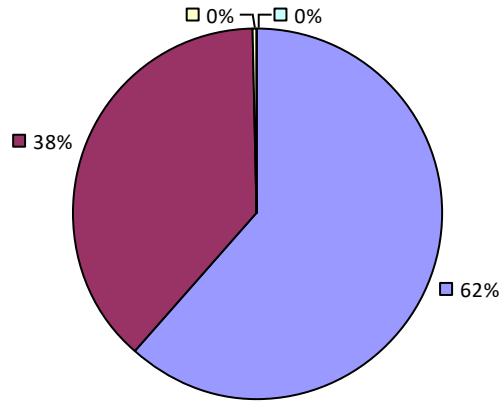
# NORTHPORT-EAST NORTHPORT UFSD

## 2018-19 TEACHER EVALUATION RESULTS

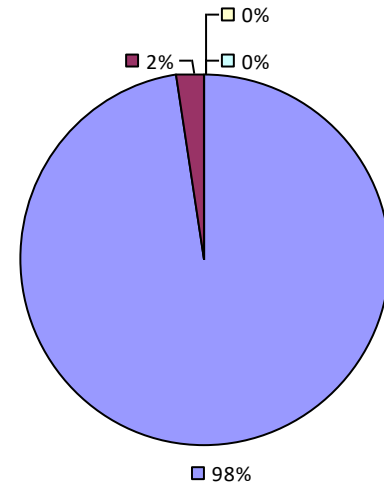
Student Performance



Teacher Observation



Overall Rating



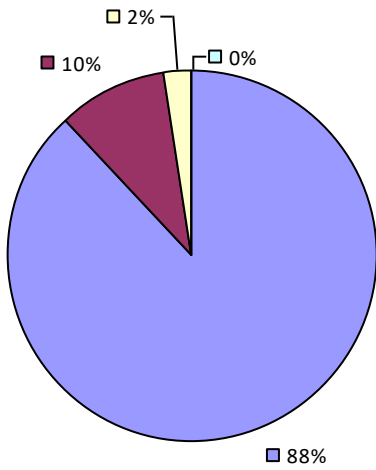
2018-19 PRINCIPAL EVALUATION RESULTS NOT SHOWN DUE TO SUPPRESSION\*

\* Data is suppressed if 100% of teachers/principals received the same rating or if the total teachers/principals in an LEA is less than five.

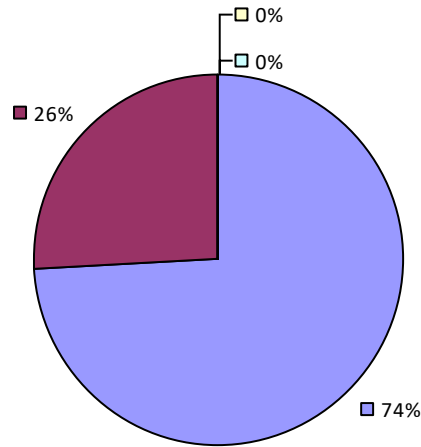
# NORTHVILLE CSD

## 2018-19 TEACHER EVALUATION RESULTS

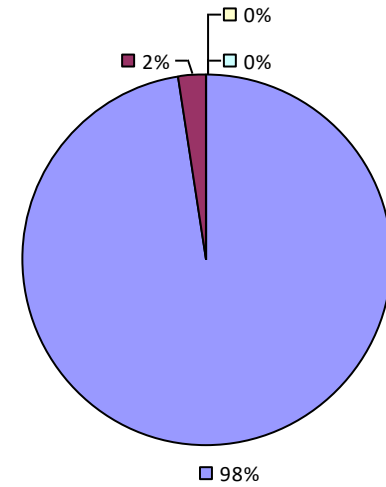
### Student Performance



### Teacher Observation



### Overall Rating



2018-19 PRINCIPAL EVALUATION RESULTS NOT SHOWN DUE TO SUPPRESSION\*

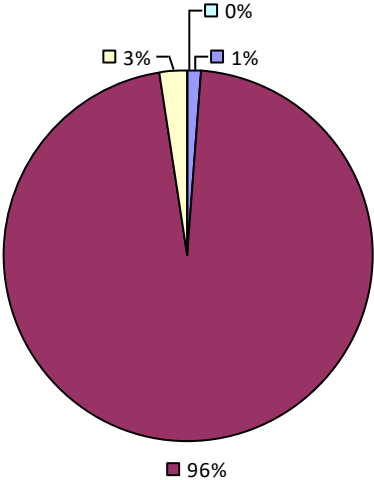
\* Data is suppressed if 100% of teachers/principals received the same rating or if the total teachers/principals in an LEA is less than five.



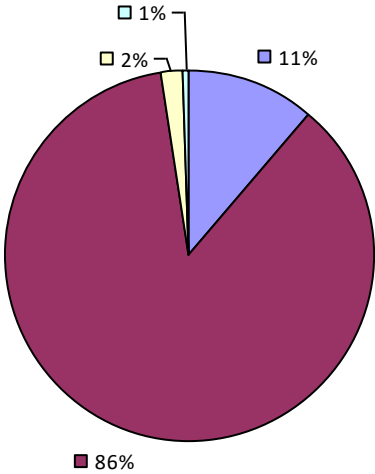
# NORWICH CITY SD

## 2018-19 TEACHER EVALUATION RESULTS

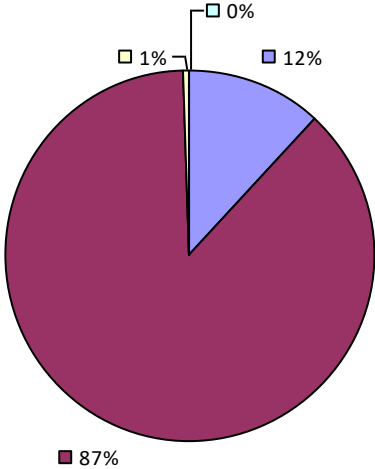
Student Performance



Teacher Observation



Overall Rating



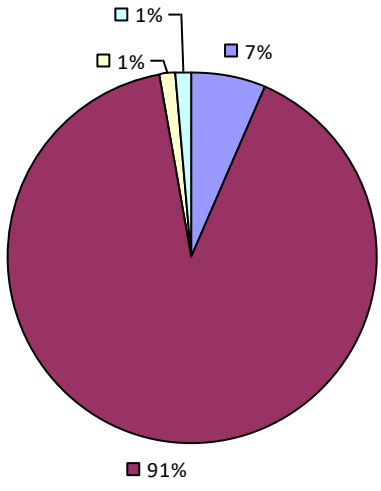
2018-19 PRINCIPAL EVALUATION RESULTS NOT SHOWN DUE TO SUPPRESSION\*

\* Data is suppressed if 100% of teachers/principals received the same rating or if the total teachers/principals in an LEA is less than five.

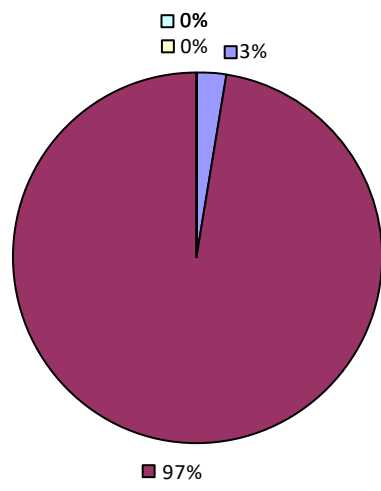
# NORWOOD-NORFOLK CSD

## 2018-19 TEACHER EVALUATION RESULTS

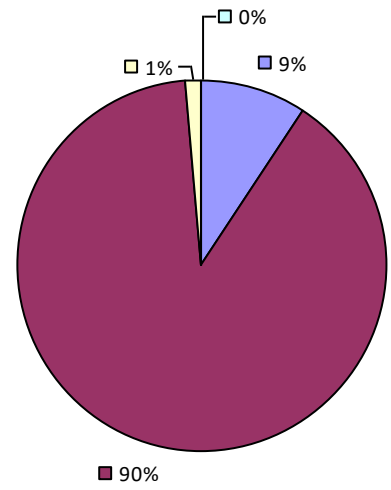
Student Performance



Teacher Observation



Overall Rating

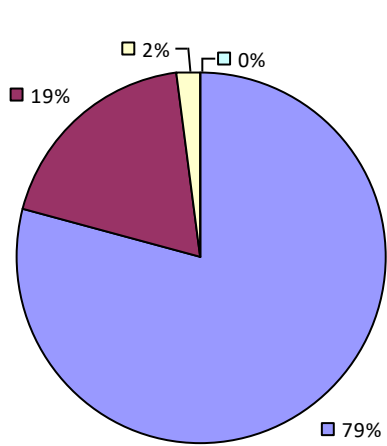


2018-19 PRINCIPAL EVALUATION RESULTS NOT SHOWN DUE TO SUPPRESSION\*

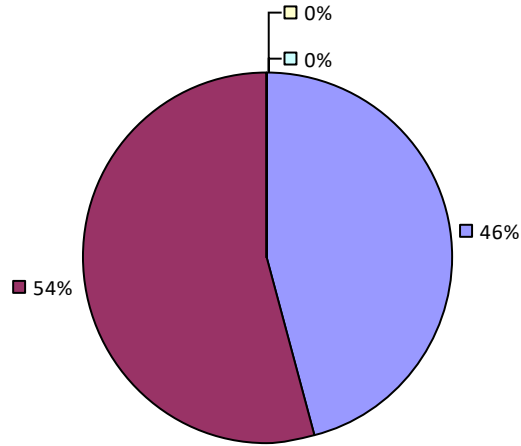
\* Data is suppressed if 100% of teachers/principals received the same rating or if the total teachers/principals in an LEA is less than five.

# NY MILLS UFSD

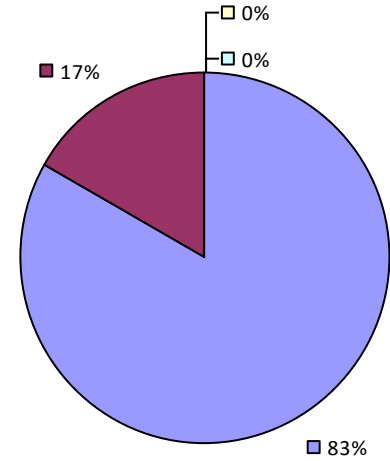
### Student Performance



### Teacher Observation



### Overall Rating



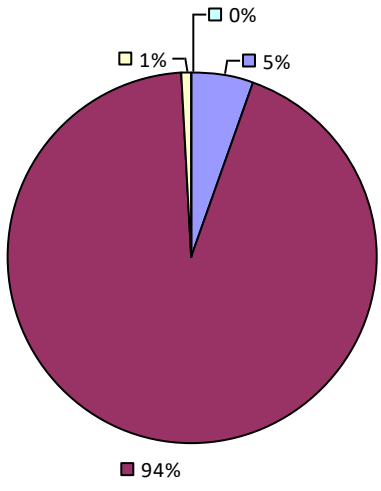
2018-19 PRINCIPAL EVALUATION RESULTS NOT SHOWN DUE TO SUPPRESSION\*

\* Data is suppressed if 100% of teachers/principals received the same rating or if the total teachers/principals in an LEA is less than five.

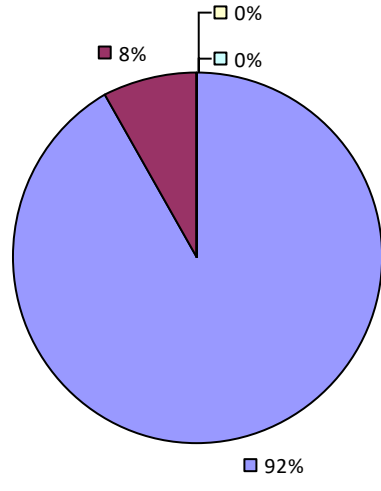
# NYACK UFSD

## 2018-19 TEACHER EVALUATION RESULTS

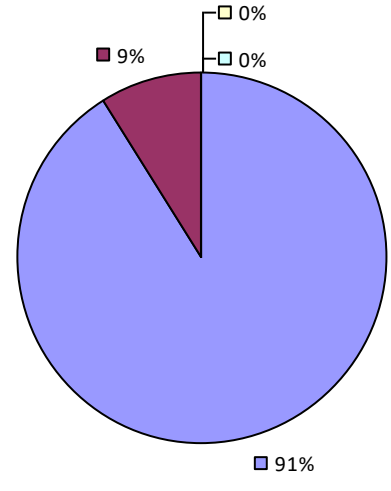
Student Performance



Teacher Observation



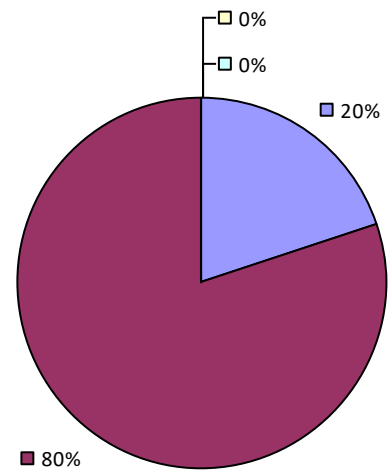
Overall Rating



Student performance results not shown due to suppression\*

Principal school visit results not shown due to suppression\*

Overall Rating

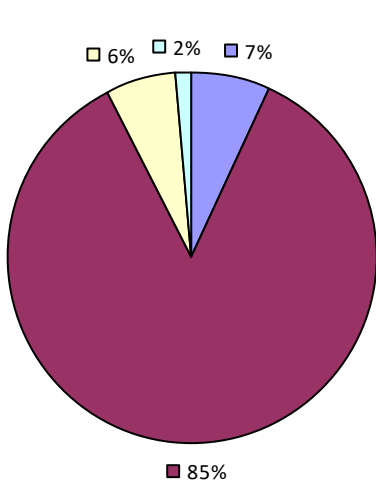


\* Data is suppressed if 100% of teachers/principals received the same rating or if the total teachers/principals in an LEA is less than five.

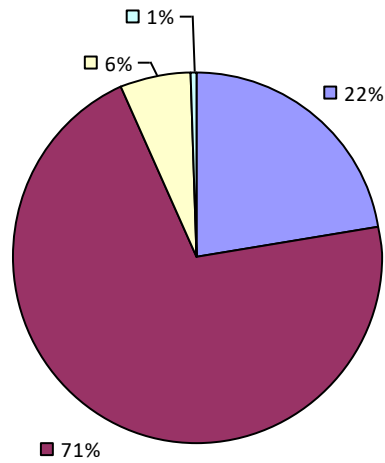
# NYC CHANCELLOR'S OFFICE

## 2018-19 TEACHER EVALUATION RESULTS

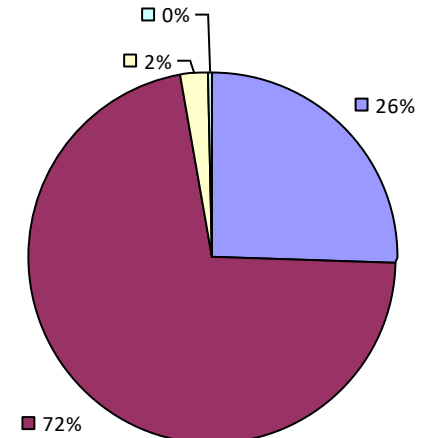
Student Performance



Teacher Observation

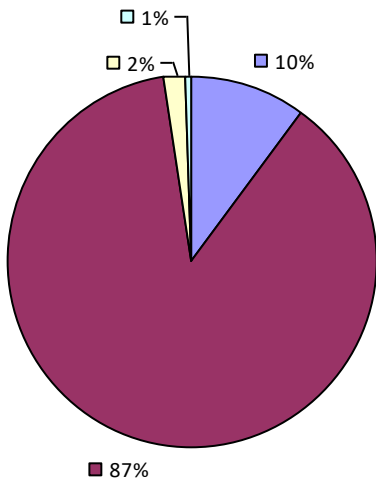


Overall Rating

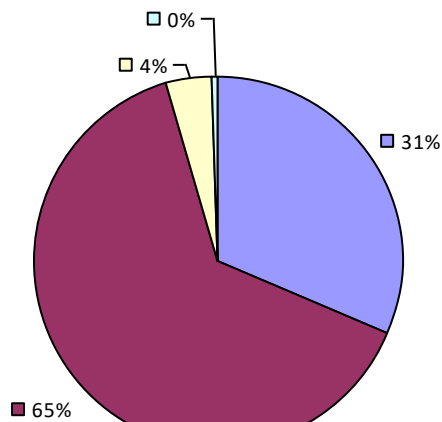


## 2018-19 PRINCIPAL EVALUATION RESULTS

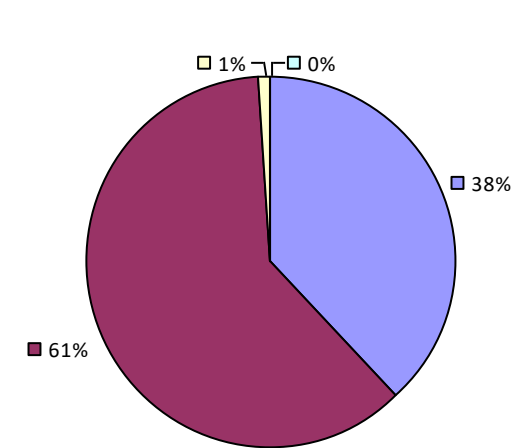
Student Performance



Principal School Visits



Overall Rating

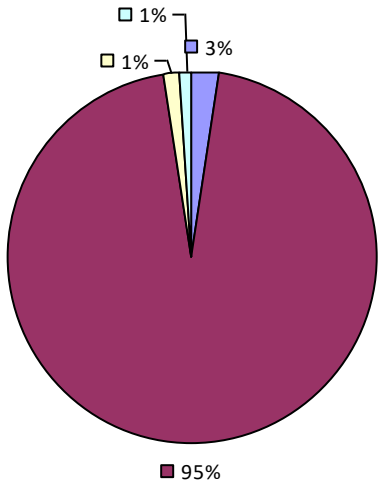


\* Data is suppressed if 100% of teachers/principals received the same rating or if the total teachers/principals in an LEA is less than five.

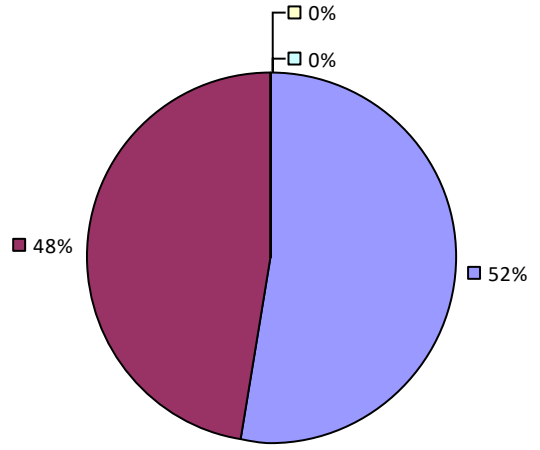
# OAKFIELD-ALABAMA CSD

## 2018-19 TEACHER EVALUATION RESULTS

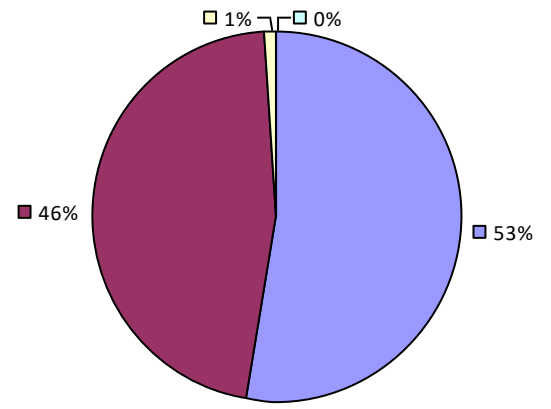
Student Performance



Teacher Observation



Overall Rating



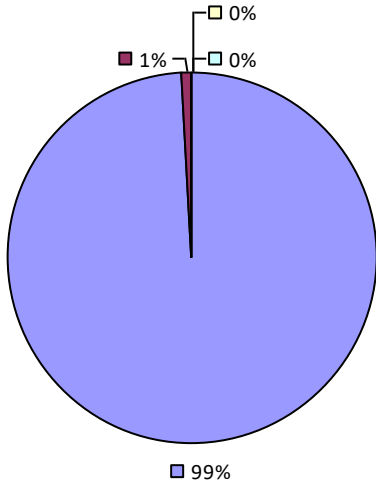
2018-19 PRINCIPAL EVALUATION RESULTS NOT SHOWN DUE TO SUPPRESSION\*

\* Data is suppressed if 100% of teachers/principals received the same rating or if the total teachers/principals in an LEA is less than five.

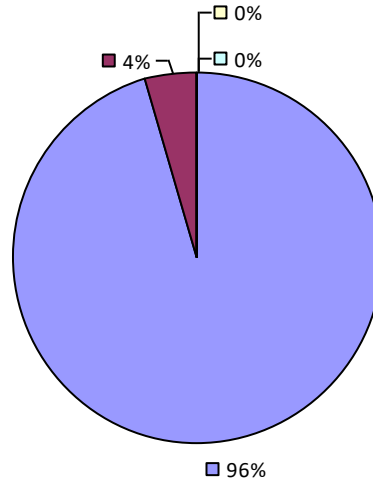
# OCEANSIDE UFSD

## 2018-19 TEACHER EVALUATION RESULTS

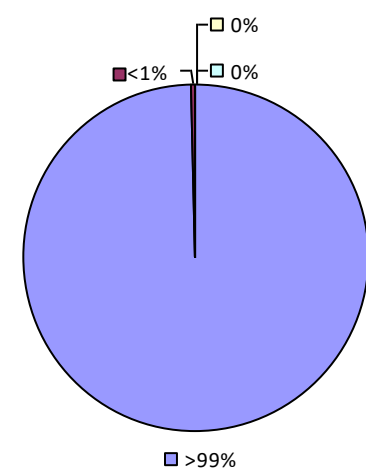
### Student Performance



### Teacher Observation



### Overall Rating



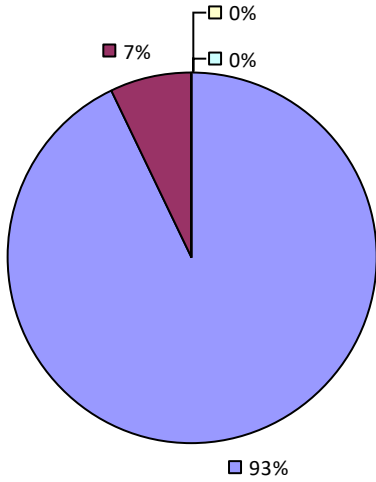
2018-19 PRINCIPAL EVALUATION RESULTS NOT SHOWN DUE TO SUPPRESSION\*

\* Data is suppressed if 100% of teachers/principals received the same rating or if the total teachers/principals in an LEA is less than five.

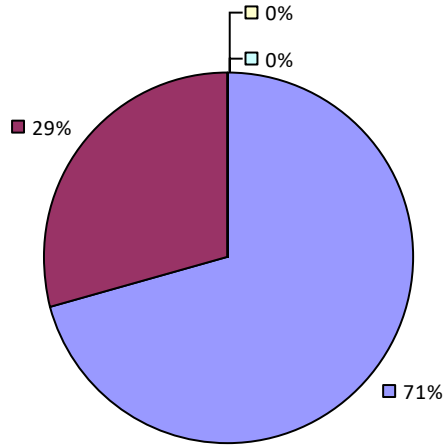
# ODESSA-MONTOUR CSD

## 2018-19 TEACHER EVALUATION RESULTS

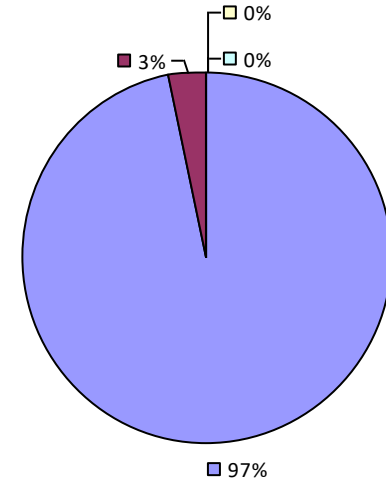
Student Performance



Teacher Observation



Overall Rating



2018-19 PRINCIPAL EVALUATION RESULTS NOT SHOWN DUE TO SUPPRESSION\*

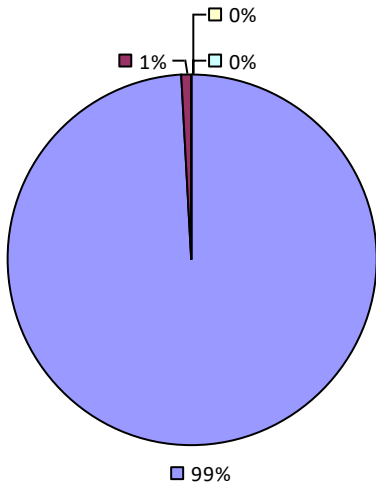
\* Data is suppressed if 100% of teachers/principals received the same rating or if the total teachers/principals in an LEA is less than five.



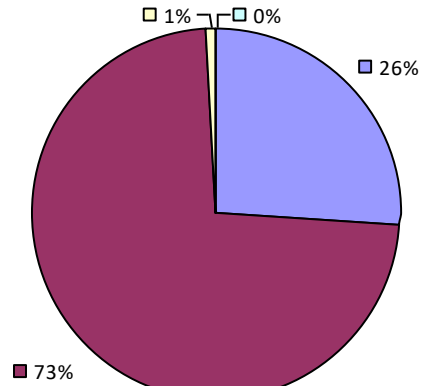
# OGDENSBURG CITY SD

## 2018-19 TEACHER EVALUATION RESULTS

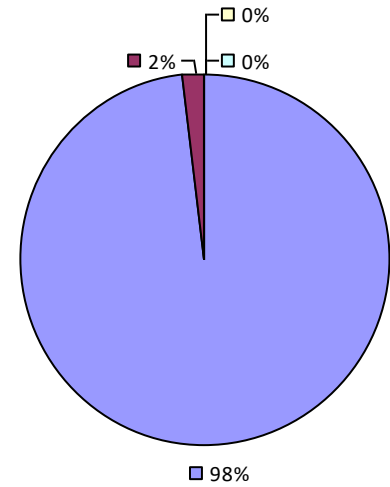
### Student Performance



### Teacher Observation



### Overall Rating



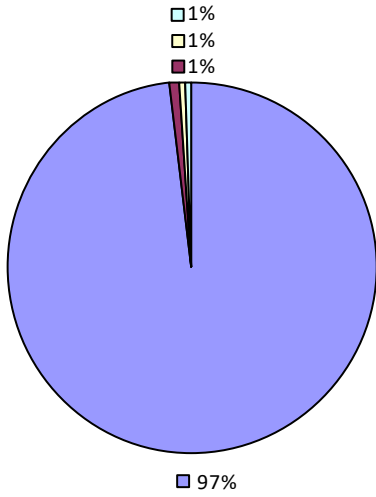
2018-19 PRINCIPAL EVALUATION RESULTS NOT SHOWN DUE TO SUPPRESSION\*

\* Data is suppressed if 100% of teachers/principals received the same rating or if the total teachers/principals in an LEA is less than five.

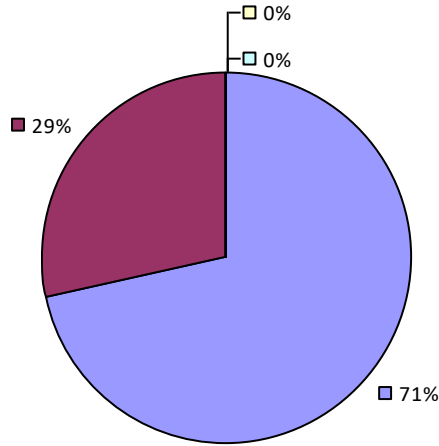
# OLEAN CITY SD

## 2018-19 TEACHER EVALUATION RESULTS

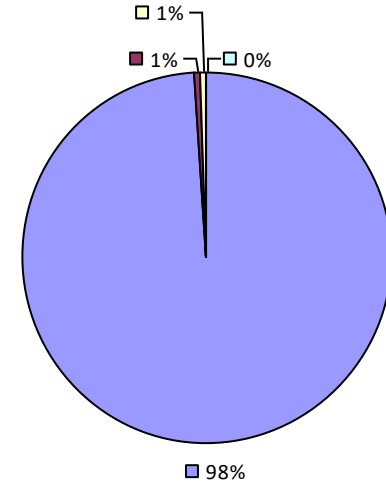
Student Performance



Teacher Observation



Overall Rating



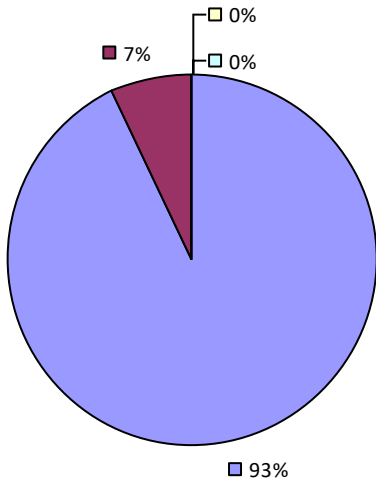
2018-19 PRINCIPAL EVALUATION RESULTS NOT SHOWN DUE TO SUPPRESSION\*

\* Data is suppressed if 100% of teachers/principals received the same rating or if the total teachers/principals in an LEA is less than five.

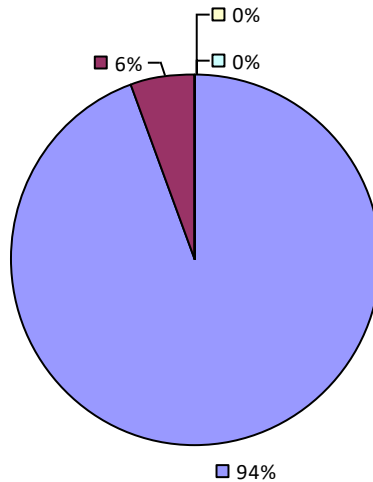
# ONEIDA CITY SD

## 2018-19 TEACHER EVALUATION RESULTS

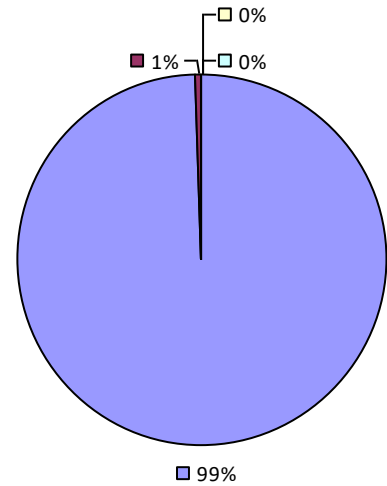
### Student Performance



### Teacher Observation

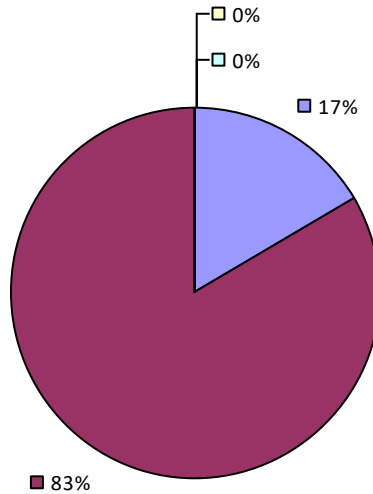


### Overall Rating



*Student performance results not shown due to suppression\**

### Principal School Visits



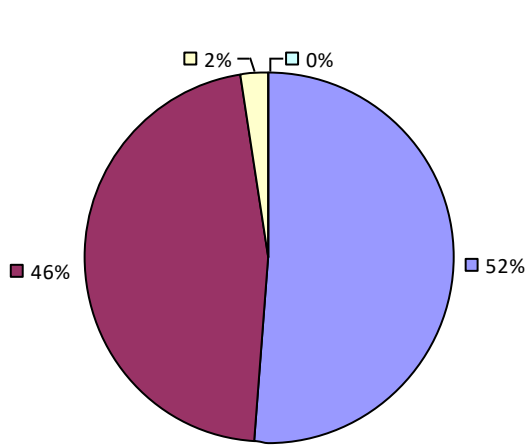
*Overall results not shown due to suppression\**

\* Data is suppressed if 100% of teachers/principals received the same rating or if the total teachers/principals in an LEA is less than five.

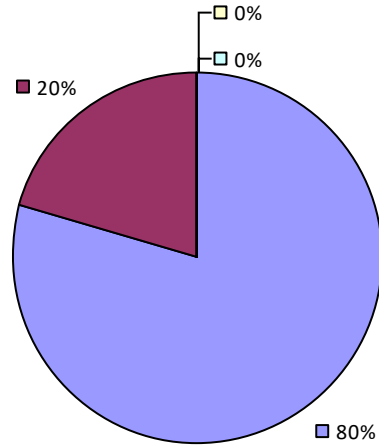
# ONEIDA-HERKIMER-MADISON BOCES

## 2018-19 TEACHER EVALUATION RESULTS

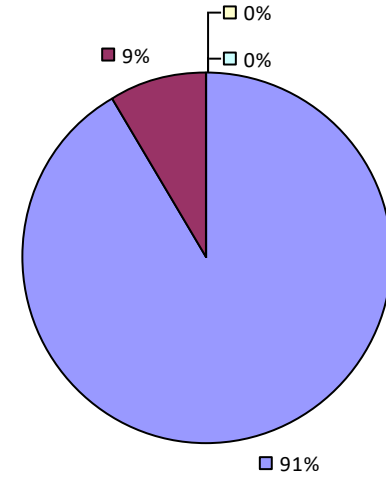
### Student Performance



### Teacher Observation



### Overall Rating



2018-19 PRINCIPAL EVALUATION RESULTS NOT SHOWN DUE TO SUPPRESSION\*

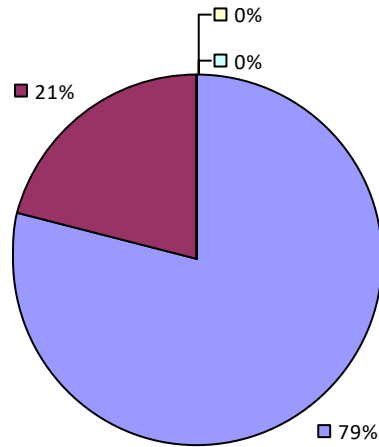
\* Data is suppressed if 100% of teachers/principals received the same rating or if the total teachers/principals in an LEA is less than five.

# ONEONTA CITY SD

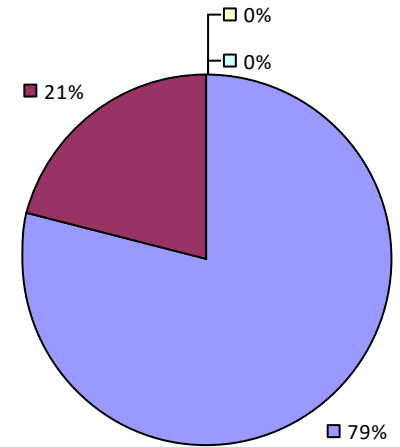
## 2018-19 TEACHER EVALUATION RESULTS

Student performance results not shown due to suppression\*

### Teacher Observation



### Overall Rating



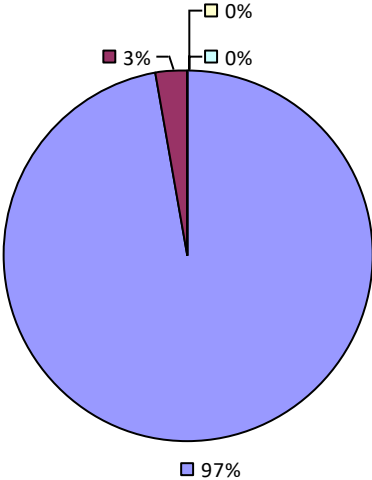
## 2018-19 PRINCIPAL EVALUATION RESULTS NOT SHOWN DUE TO SUPPRESSION\*

\* Data is suppressed if 100% of teachers/principals received the same rating or if the total teachers/principals in an LEA is less than five.

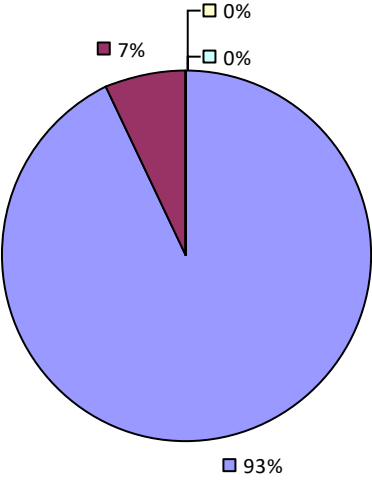
**ONONDAGA CSD**

**2018-19 TEACHER EVALUATION RESULTS**

**Student Performance**



**Teacher Observation**



Overall results not shown due to suppression\*

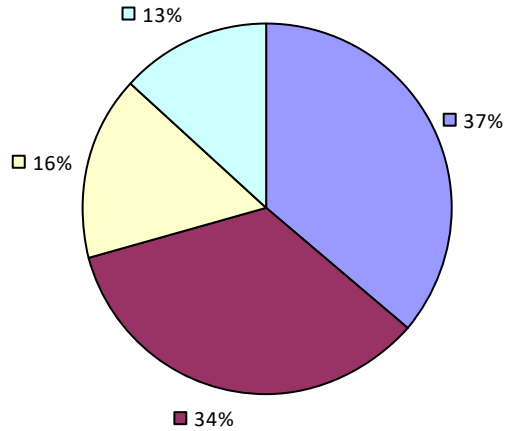
**2018-19 PRINCIPAL EVALUATION RESULTS NOT SHOWN DUE TO SUPPRESSION\***

\* Data is suppressed if 100% of teachers/principals received the same rating or if the total teachers/principals in an LEA is less than five.

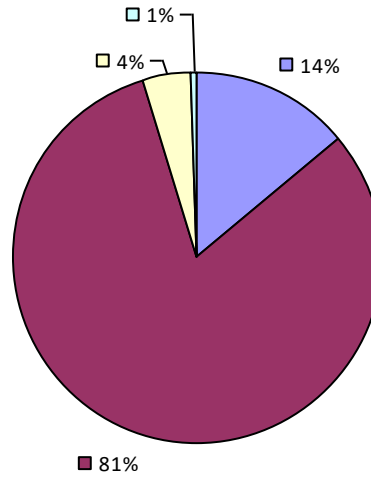
# ONONDAGA-CORTLAND-MADISON BOCES

## 2018-19 TEACHER EVALUATION RESULTS

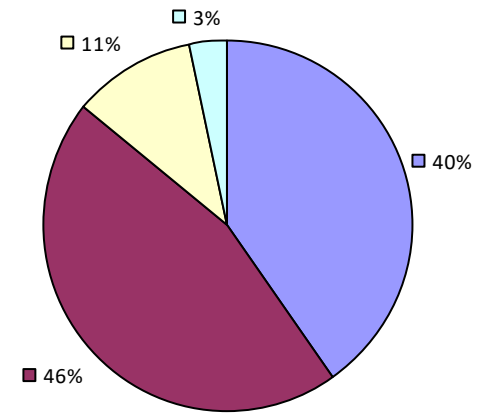
Student Performance



Teacher Observation

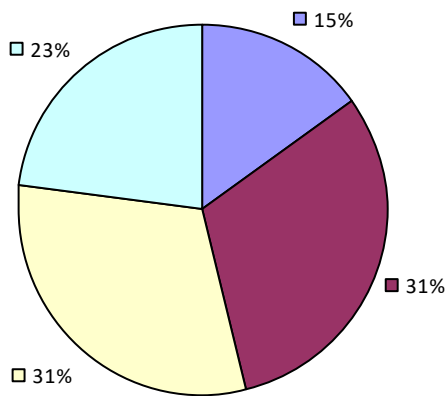


Overall Rating

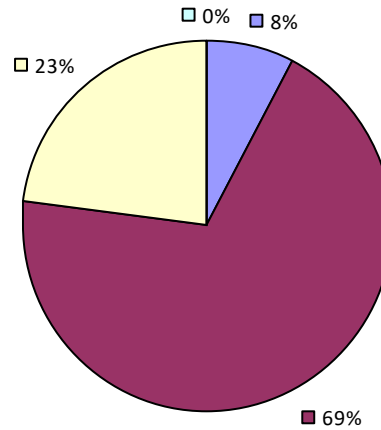


## 2018-19 PRINCIPAL EVALUATION RESULTS

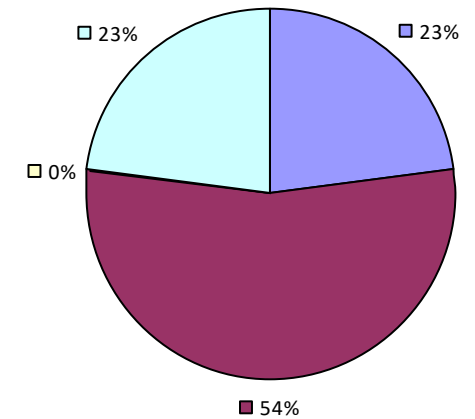
Student Performance



Principal School Visits



Overall Rating

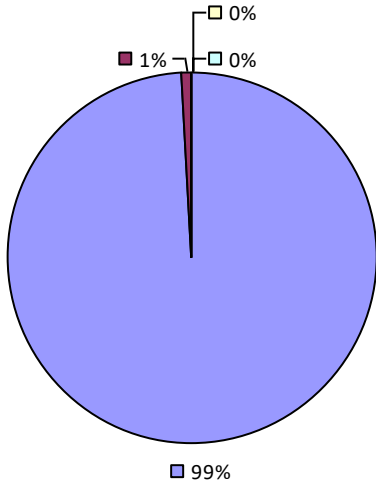


\* Data is suppressed if 100% of teachers/principals received the same rating or if the total teachers/principals in an LEA is less than five.

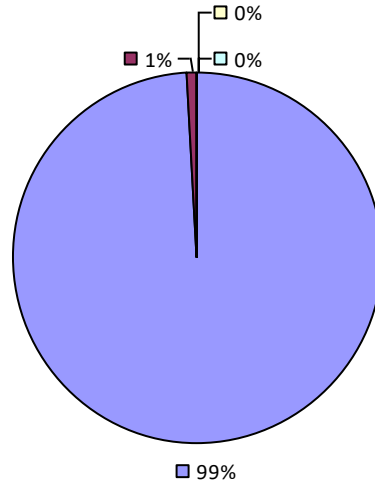
# ONTEORA CSD

## 2018-19 TEACHER EVALUATION RESULTS

Student Performance



Teacher Observation



Overall results not shown due to suppression\*

## 2018-19 PRINCIPAL EVALUATION RESULTS NOT SHOWN DUE TO SUPPRESSION\*

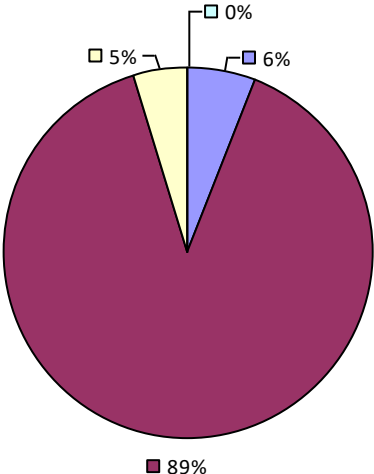
\* Data is suppressed if 100% of teachers/principals received the same rating or if the total teachers/principals in an LEA is less than five.



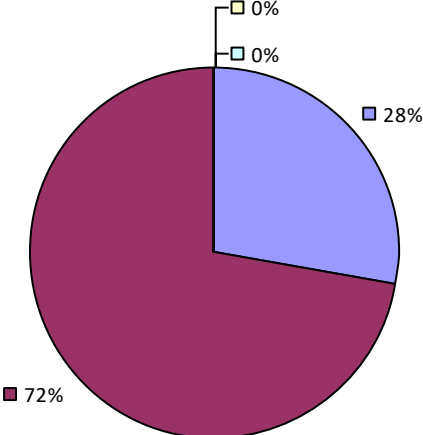
# OPPENHEIM-EPHRATAH-ST. JOHNSVILLE CS

## 2018-19 TEACHER EVALUATION RESULTS

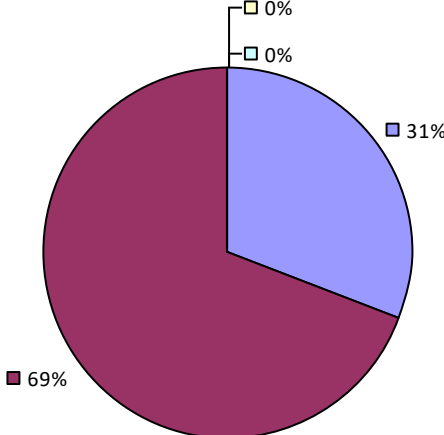
Student Performance



Teacher Observation



Overall Rating



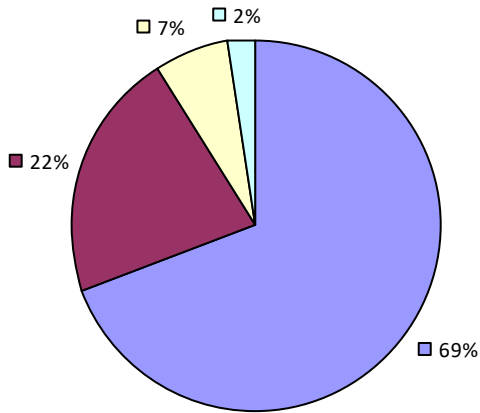
2018-19 PRINCIPAL EVALUATION RESULTS NOT SHOWN DUE TO SUPPRESSION\*

\* Data is suppressed if 100% of teachers/principals received the same rating or if the total teachers/principals in an LEA is less than five.

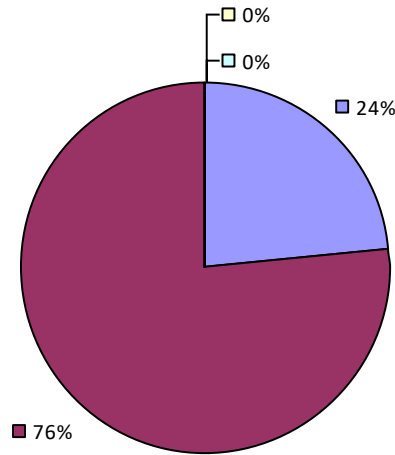
# ORANGE-ULSTER BOCES

## 2018-19 TEACHER EVALUATION RESULTS

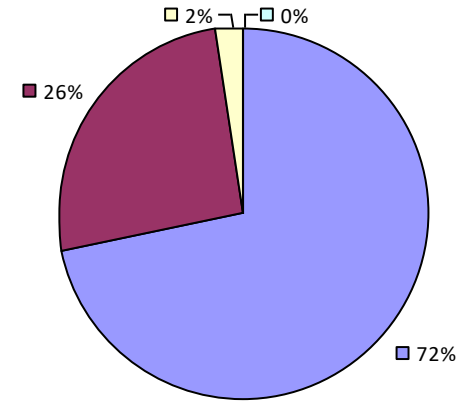
Student Performance



Teacher Observation

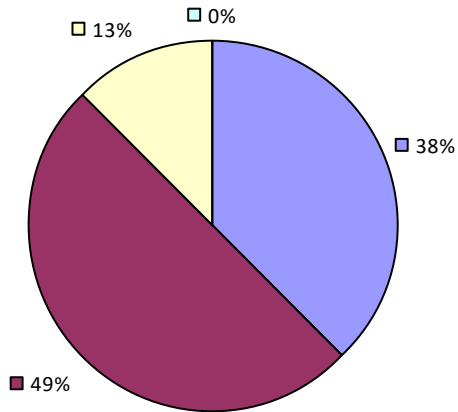


Overall Rating

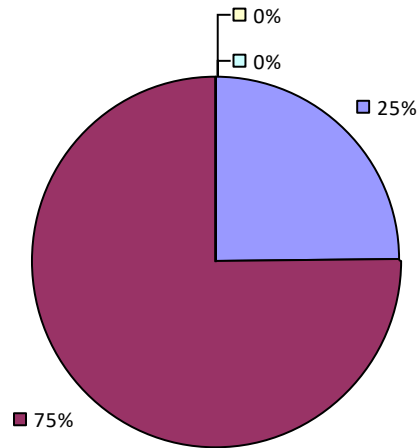


## 2018-19 PRINCIPAL EVALUATION RESULTS

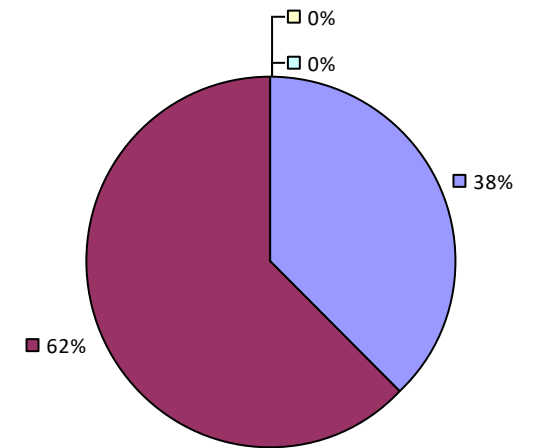
Student Performance



Principal School Visits



Overall Rating

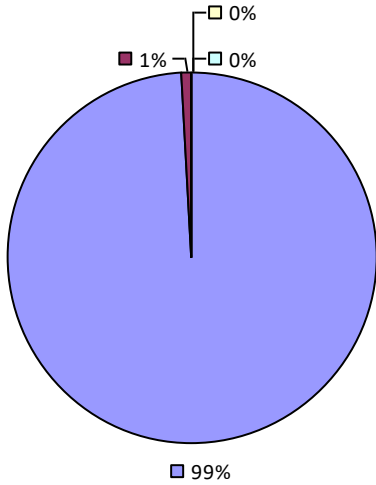


\* Data is suppressed if 100% of teachers/principals received the same rating or if the total teachers/principals in an LEA is less than five.

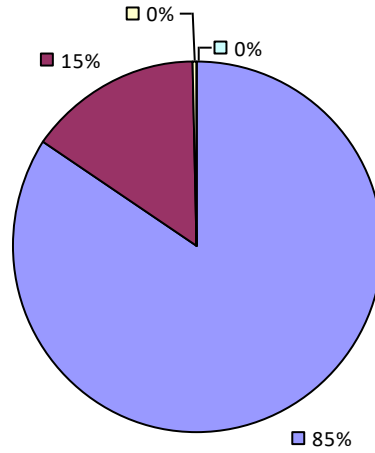
# ORCHARD PARK CSD

## 2018-19 TEACHER EVALUATION RESULTS

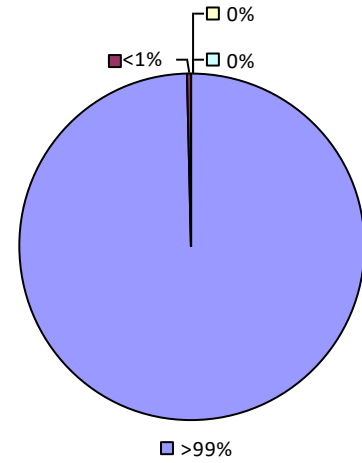
### Student Performance



### Teacher Observation



### Overall Rating



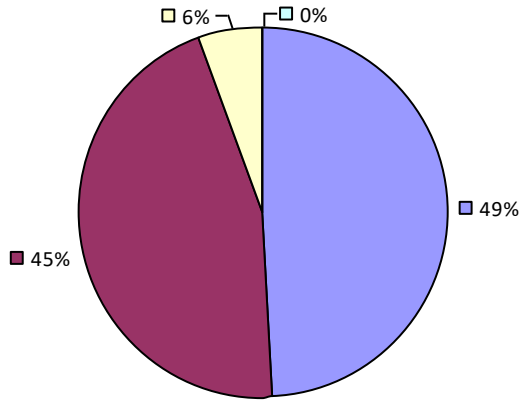
2018-19 PRINCIPAL EVALUATION RESULTS NOT SHOWN DUE TO SUPPRESSION\*

\* Data is suppressed if 100% of teachers/principals received the same rating or if the total teachers/principals in an LEA is less than five.

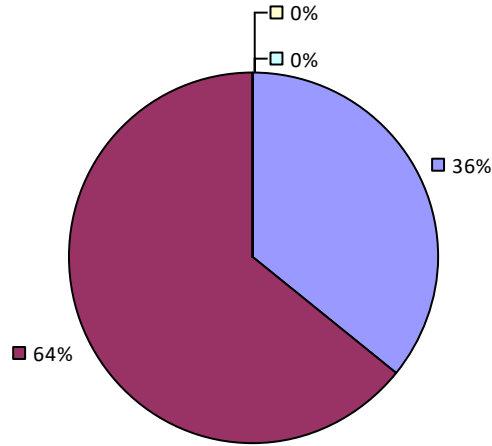
# ORISKANY CSD

## 2018-19 TEACHER EVALUATION RESULTS

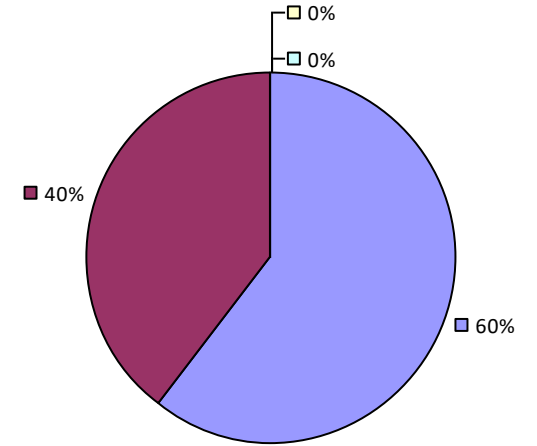
Student Performance



Teacher Observation



Overall Rating



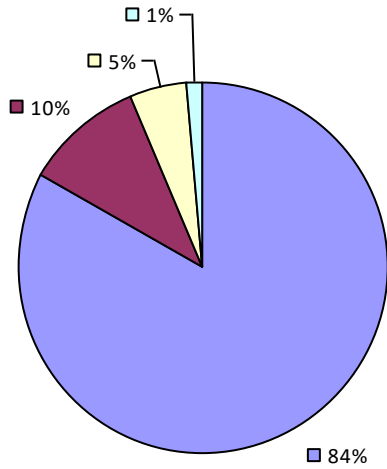
2018-19 PRINCIPAL EVALUATION RESULTS NOT SHOWN DUE TO SUPPRESSION\*

\* Data is suppressed if 100% of teachers/principals received the same rating or if the total teachers/principals in an LEA is less than five.

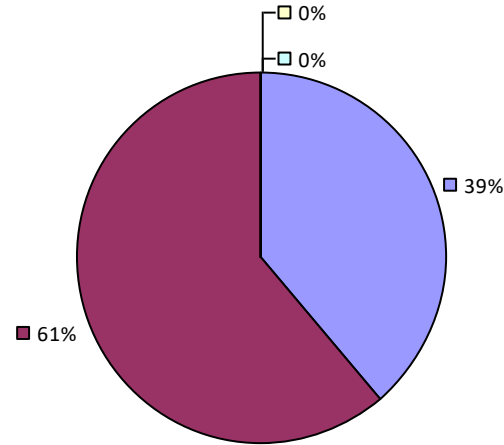
# ORLEANS-NIAGARA BOCES

## 2018-19 TEACHER EVALUATION RESULTS

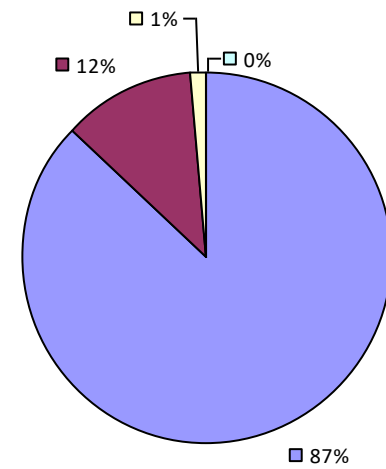
Student Performance



Teacher Observation



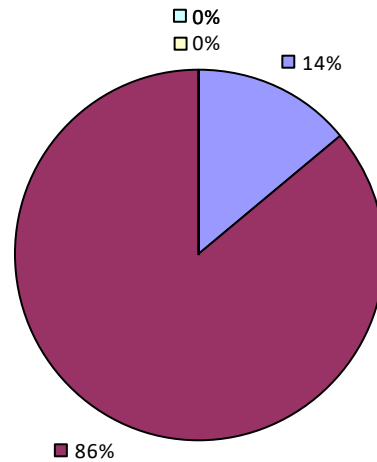
Overall Rating



## 2018-19 PRINCIPAL EVALUATION RESULTS

Student performance results not shown due to suppression\*

Principal School Visits



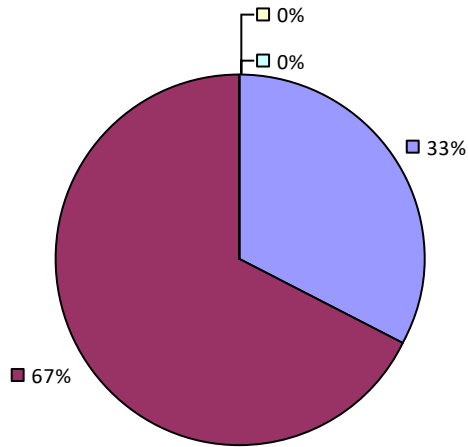
Overall results not shown due to suppression\*

\* Data is suppressed if 100% of teachers/principals received the same rating or if the total teachers/principals in an LEA is less than five.

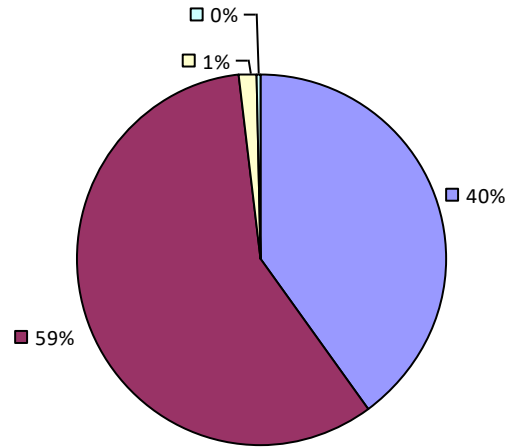
# OSSINING UFSD

## 2018-19 TEACHER EVALUATION RESULTS

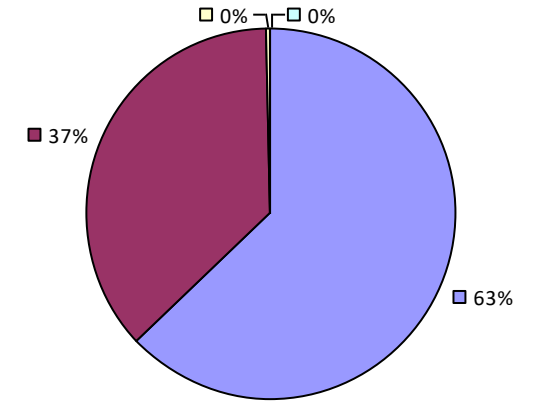
Student Performance



Teacher Observation

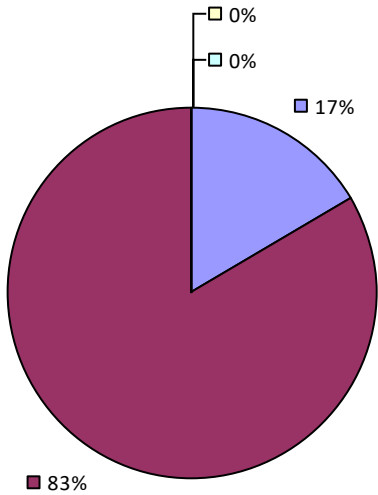


Overall Rating



## 2018-19 PRINCIPAL EVALUATION RESULTS

Student Performance



Principal school visit results not shown due to suppression\*

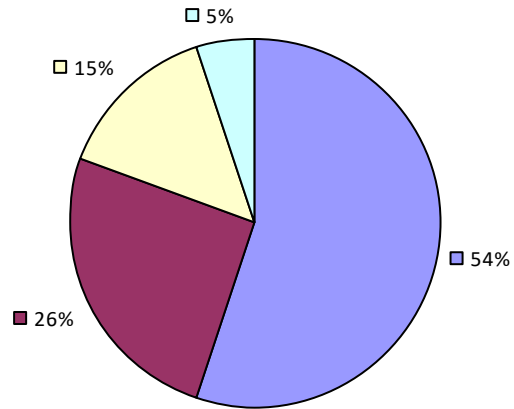
Overall results not shown due to suppression\*

\* Data is suppressed if 100% of teachers/principals received the same rating or if the total teachers/principals in an LEA is less than five.

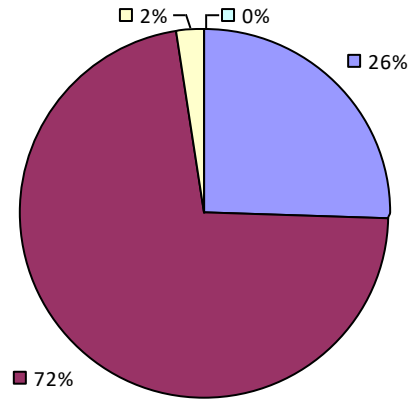
# OSWEGO BOCES

## 2018-19 TEACHER EVALUATION RESULTS

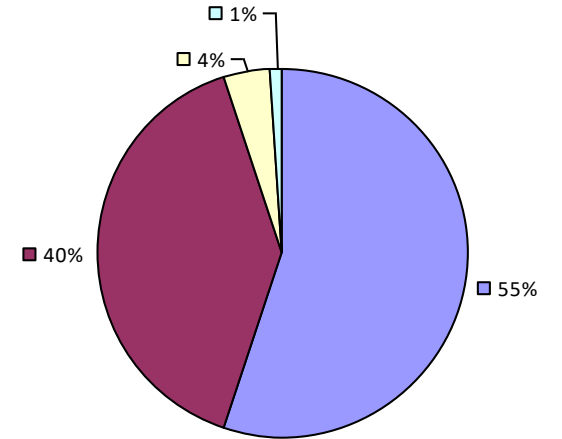
Student Performance



Teacher Observation

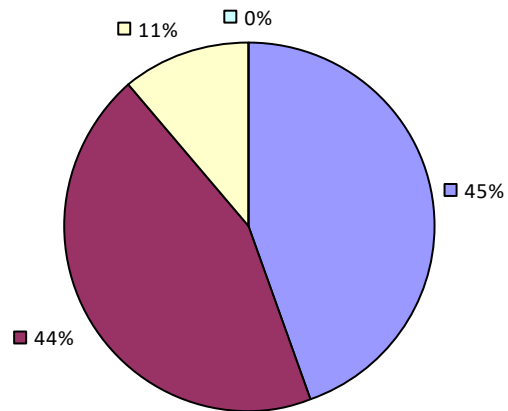


Overall Rating

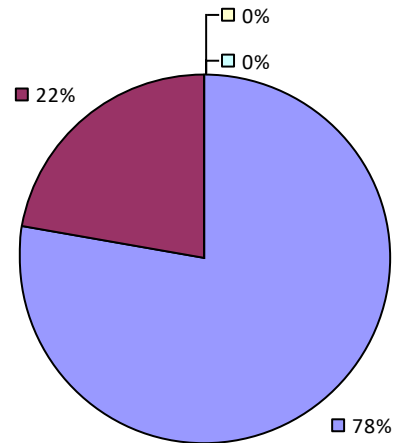


## 2018-19 PRINCIPAL EVALUATION RESULTS

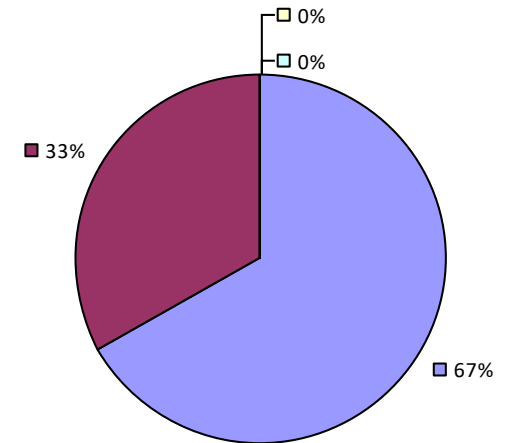
Student Performance



Principal School Visits



Overall Rating

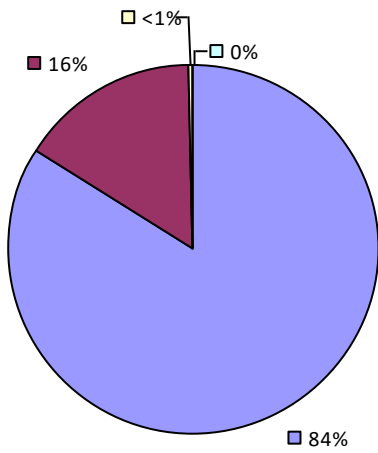


\* Data is suppressed if 100% of teachers/principals received the same rating or if the total teachers/principals in an LEA is less than five.

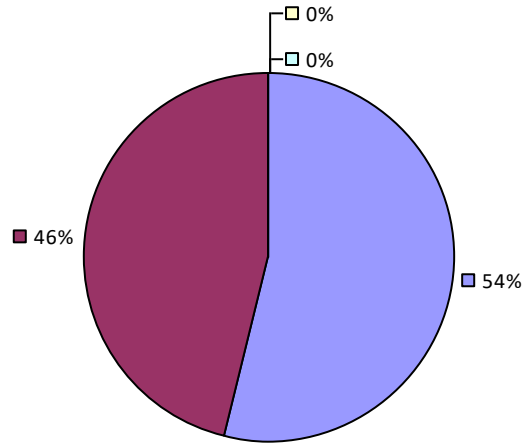
# OSWEGO CITY SD

## 2018-19 TEACHER EVALUATION RESULTS

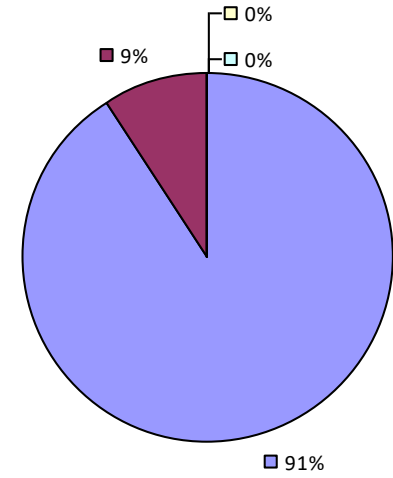
Student Performance



Teacher Observation

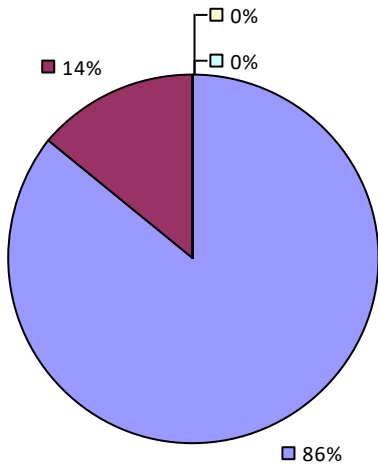


Overall Rating

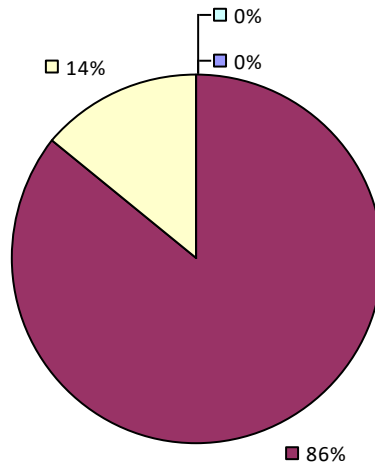


## 2018-19 PRINCIPAL EVALUATION RESULTS

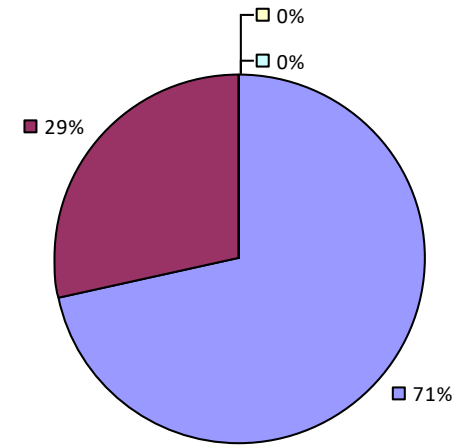
Student Performance



Principal School Visits



Overall Rating



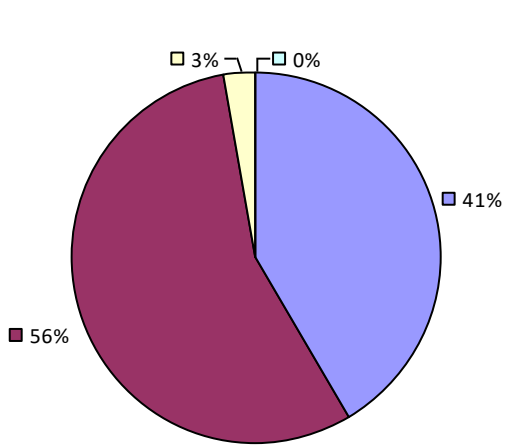
\* Data is suppressed if 100% of teachers/principals received the same rating or if the total teachers/principals in an LEA is less than five.



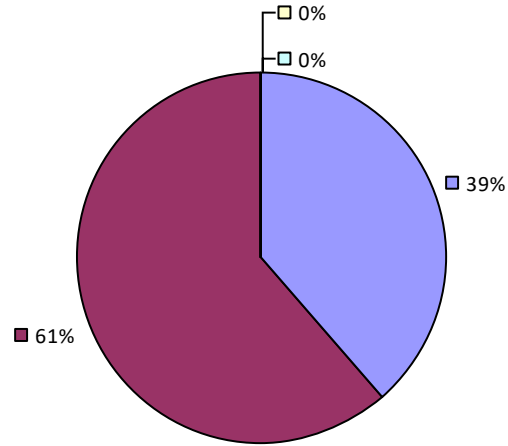
# OTEGO-UNADILLA CSD

## 2018-19 TEACHER EVALUATION RESULTS

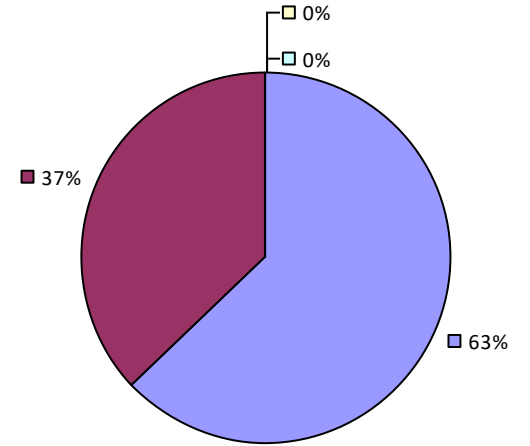
### Student Performance



### Teacher Observation



### Overall Rating



2018-19 PRINCIPAL EVALUATION RESULTS NOT SHOWN DUE TO SUPPRESSION\*

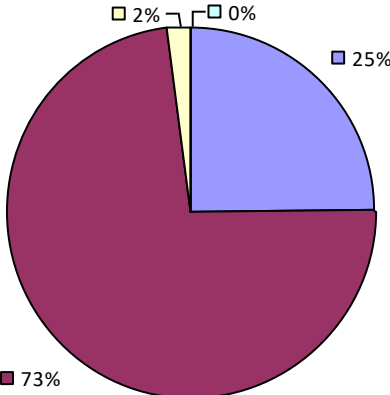
\* Data is suppressed if 100% of teachers/principals received the same rating or if the total teachers/principals in an LEA is less than five.

# OTSEGO-DELAWARE-SCHOHARIE-GREENE BOCES

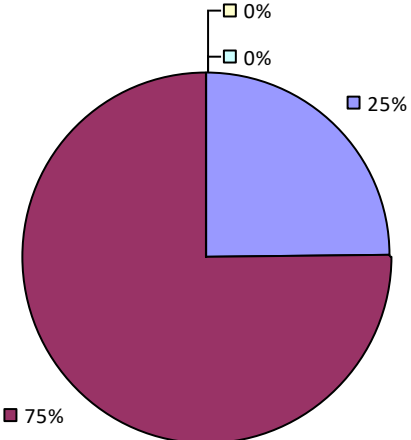
## 2018-19 TEACHER EVALUATION RESULTS

Student performance results not shown due to suppression\*

### Teacher Observation



### Overall Rating



## 2018-19 PRINCIPAL EVALUATION RESULTS NOT SHOWN DUE TO SUPPRESSION\*

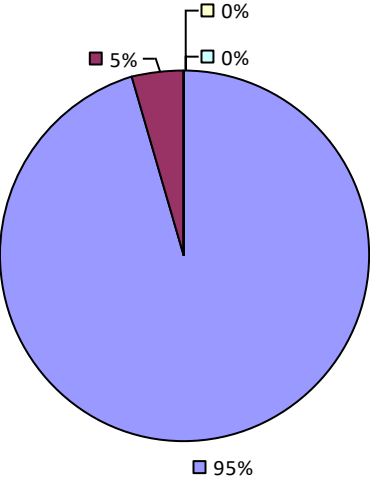
\* Data is suppressed if 100% of teachers/principals received the same rating or if the total teachers/principals in an LEA is less than five.

# OWEGO-APALACHIN CSD

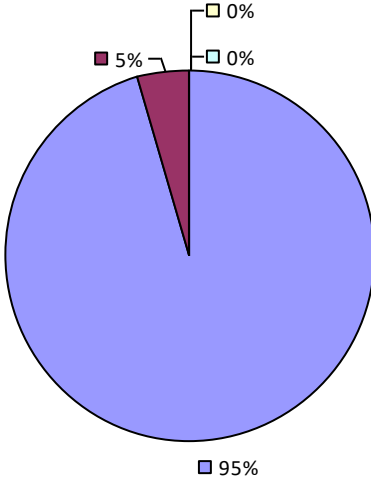
## 2018-19 TEACHER EVALUATION RESULTS

Student performance results not shown due to suppression\*

### Teacher Observation



### Overall Rating



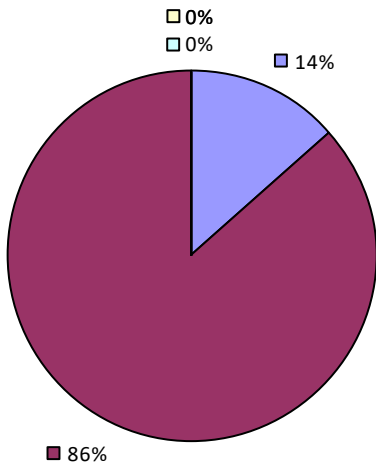
## 2018-19 PRINCIPAL EVALUATION RESULTS NOT SHOWN DUE TO SUPPRESSION\*

\* Data is suppressed if 100% of teachers/principals received the same rating or if the total teachers/principals in an LEA is less than five.

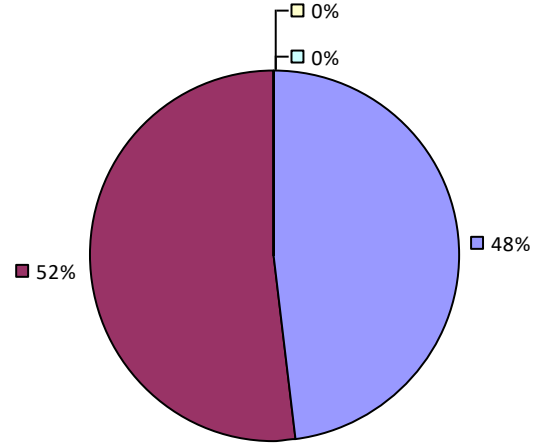
# OXFORD ACADEMY & CSD

## 2018-19 TEACHER EVALUATION RESULTS

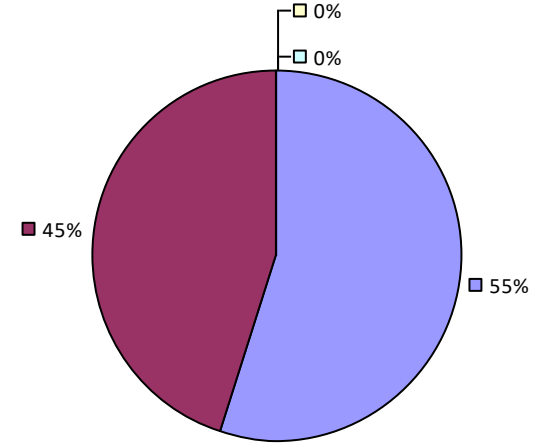
Student Performance



Teacher Observation



Overall Rating



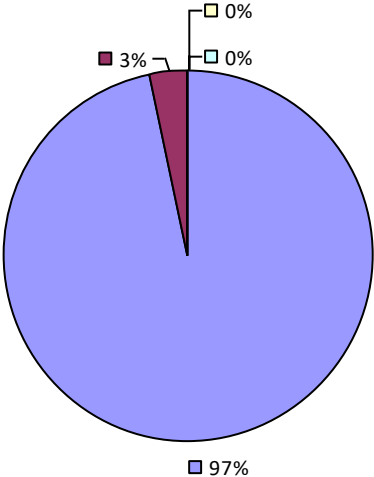
2018-19 PRINCIPAL EVALUATION RESULTS NOT SUBMITTED

\* Data is suppressed if 100% of teachers/principals received the same rating or if the total teachers/principals in an LEA is less than five.

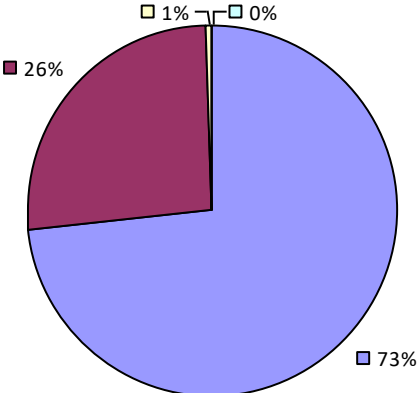
# OYSTER BAY-EAST NORWICH CSD

## 2018-19 TEACHER EVALUATION RESULTS

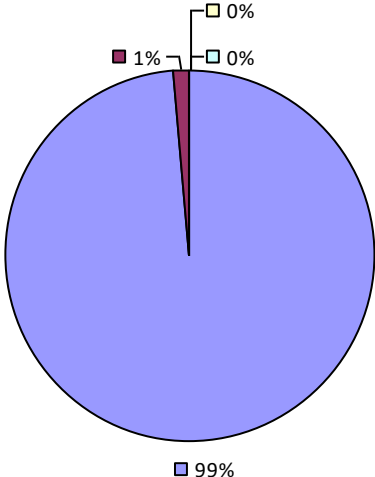
Student Performance



Teacher Observation



Overall Rating



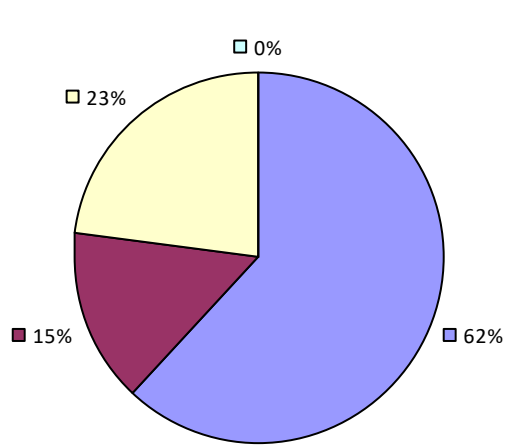
2018-19 PRINCIPAL EVALUATION RESULTS NOT SHOWN DUE TO SUPPRESSION\*

\* Data is suppressed if 100% of teachers/principals received the same rating or if the total teachers/principals in an LEA is less than five.

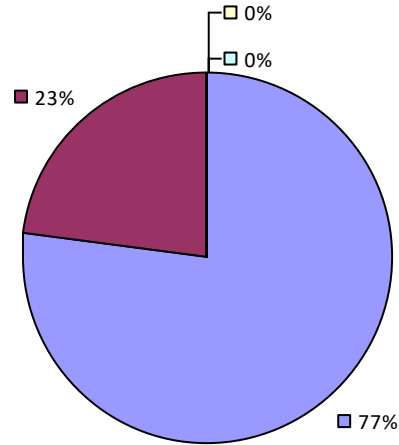
# OYSTERPONDS UFSD

## 2018-19 TEACHER EVALUATION RESULTS

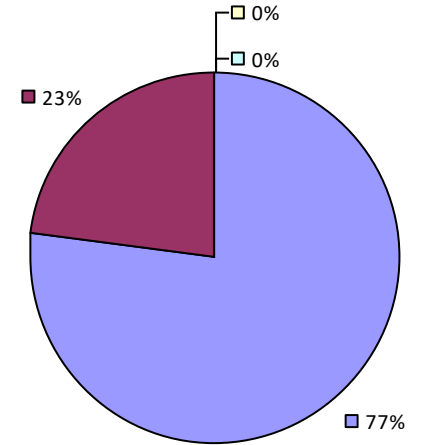
### Student Performance



### Teacher Observation



### Overall Rating



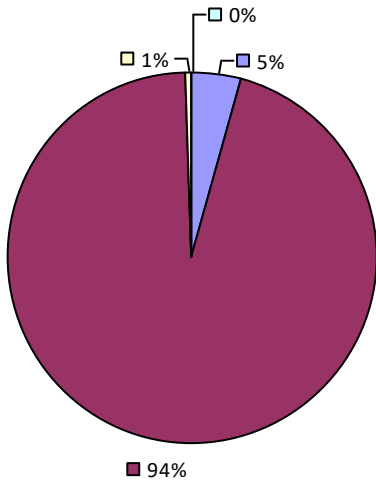
2018-19 PRINCIPAL EVALUATION RESULTS NOT SHOWN DUE TO SUPPRESSION\*

\* Data is suppressed if 100% of teachers/principals received the same rating or if the total teachers/principals in an LEA is less than five.

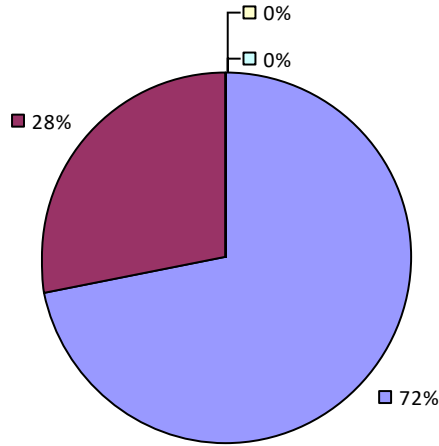
# PALMYRA-MACEDON CSD

## 2018-19 TEACHER EVALUATION RESULTS

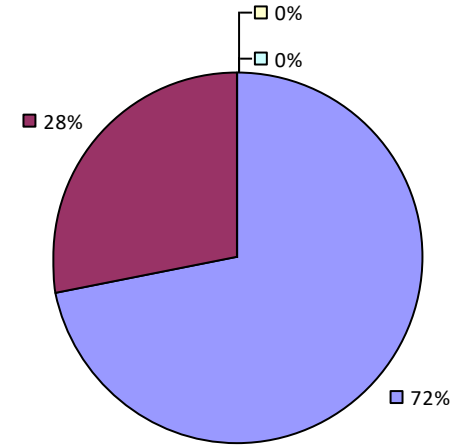
Student Performance



Teacher Observation



Overall Rating



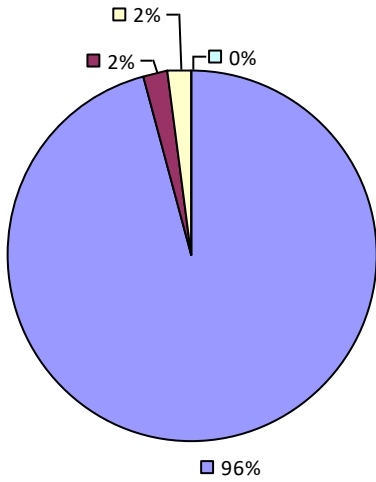
2018-19 PRINCIPAL EVALUATION RESULTS NOT SHOWN DUE TO SUPPRESSION\*

\* Data is suppressed if 100% of teachers/principals received the same rating or if the total teachers/principals in an LEA is less than five.

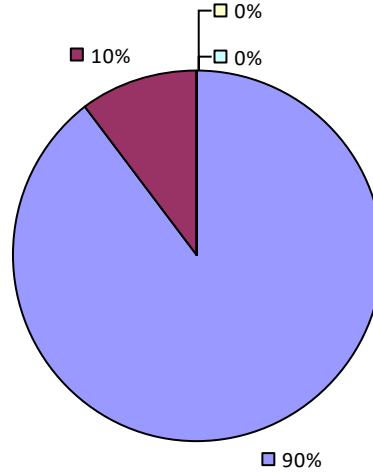
# PANAMA CSD

## 2018-19 TEACHER EVALUATION RESULTS

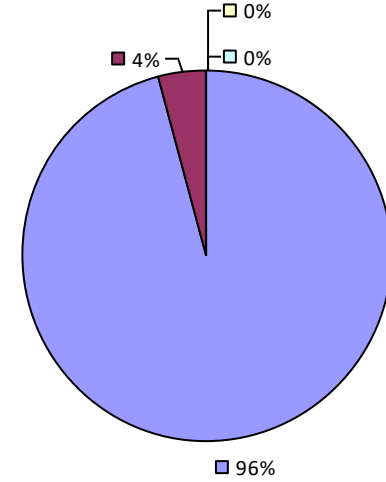
Student Performance



Teacher Observation



Overall Rating



2018-19 PRINCIPAL EVALUATION RESULTS NOT SHOWN DUE TO SUPPRESSION\*

\* Data is suppressed if 100% of teachers/principals received the same rating or if the total teachers/principals in an LEA is less than five.



**PARISHVILLE-HOPKINTON CSD**

*2018-19 TEACHER EVALUATION RESULTS NOT SHOWN DUE TO SUPPRESSION\**

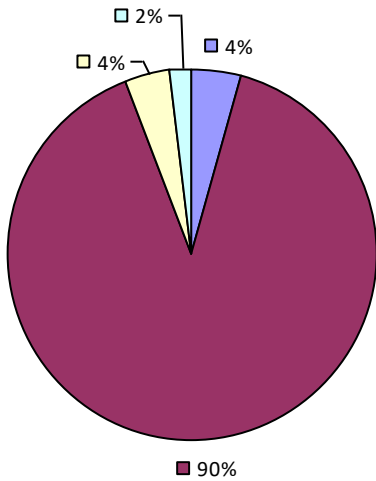
*2018-19 PRINCIPAL EVALUATION RESULTS NOT SHOWN DUE TO SUPPRESSION\**

*\* Data is suppressed if 100% of teachers/principals received the same rating or if the total teachers/principals in an LEA is less than five.*

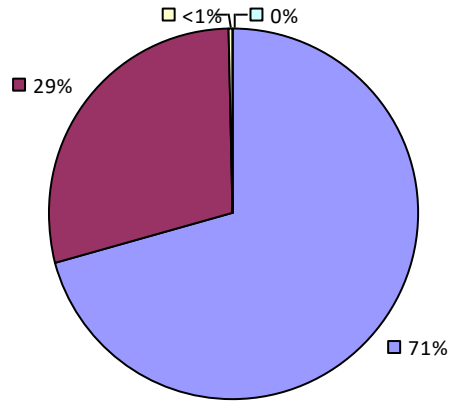
# PATCHOGUE-MEDFORD UFSD

## 2018-19 TEACHER EVALUATION RESULTS

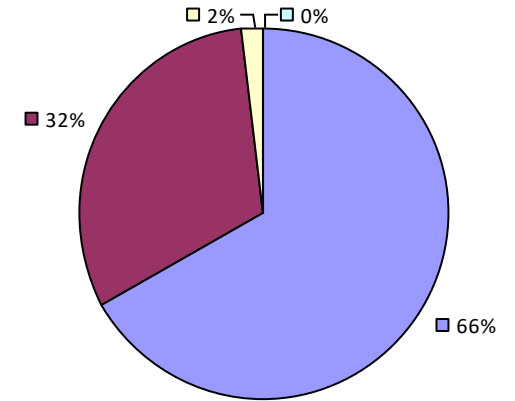
### Student Performance



### Teacher Observation



### Overall Rating



2018-19 PRINCIPAL EVALUATION RESULTS NOT SHOWN DUE TO SUPPRESSION\*

\* Data is suppressed if 100% of teachers/principals received the same rating or if the total teachers/principals in an LEA is less than five.

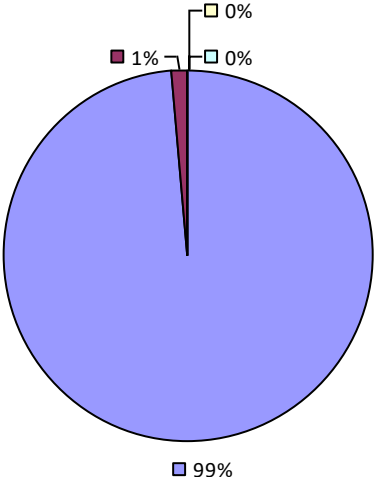
# PAVILION CSD

## 2018-19 TEACHER EVALUATION RESULTS

Student Performance

Teacher observation results not shown due to suppression\*

Overall results not shown due to suppression\*



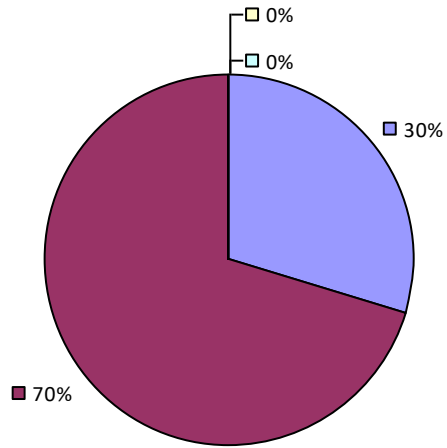
## 2018-19 PRINCIPAL EVALUATION RESULTS NOT SHOWN DUE TO SUPPRESSION\*

\* Data is suppressed if 100% of teachers/principals received the same rating or if the total teachers/principals in an LEA is less than five.

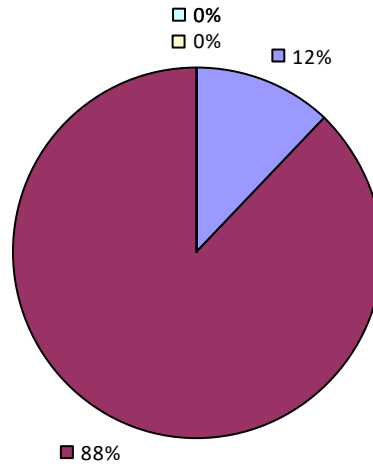
# PAWLING CSD

## 2018-19 TEACHER EVALUATION RESULTS

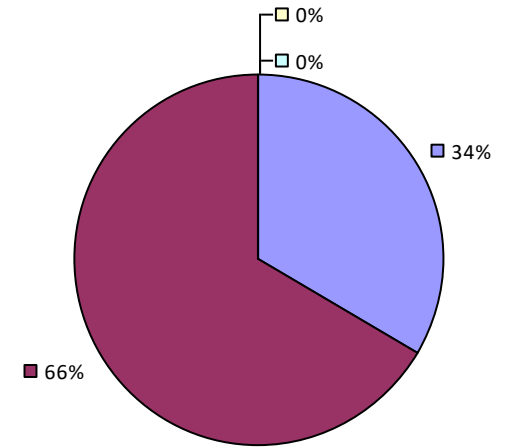
### Student Performance



### Teacher Observation



### Overall Rating



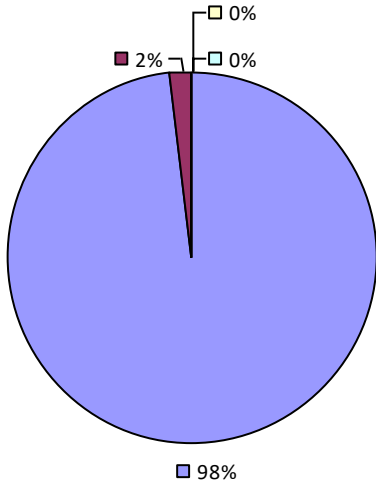
2018-19 PRINCIPAL EVALUATION RESULTS NOT SHOWN DUE TO SUPPRESSION\*

\* Data is suppressed if 100% of teachers/principals received the same rating or if the total teachers/principals in an LEA is less than five.

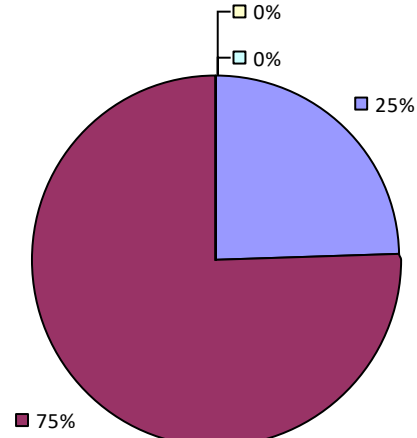
# PEARL RIVER UFSD

## 2018-19 TEACHER EVALUATION RESULTS

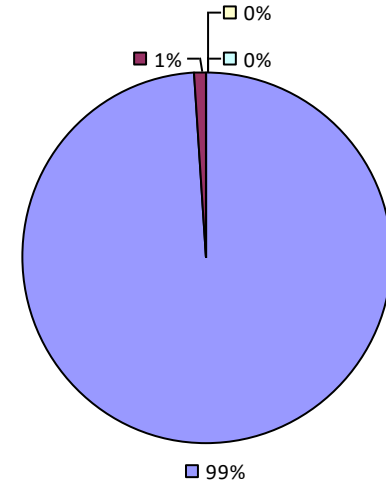
### Student Performance



### Teacher Observation



### Overall Rating



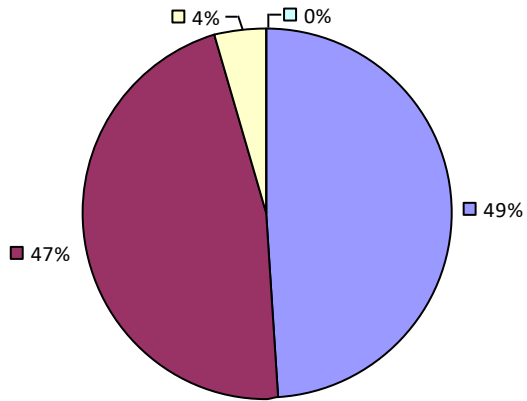
2018-19 PRINCIPAL EVALUATION RESULTS NOT SHOWN DUE TO SUPPRESSION\*

\* Data is suppressed if 100% of teachers/principals received the same rating or if the total teachers/principals in an LEA is less than five.

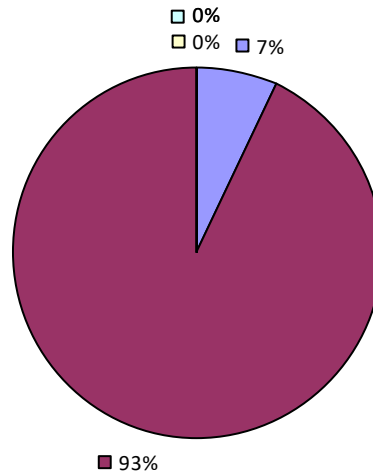
# PEEKSKILL CITY SD

## 2018-19 TEACHER EVALUATION RESULTS

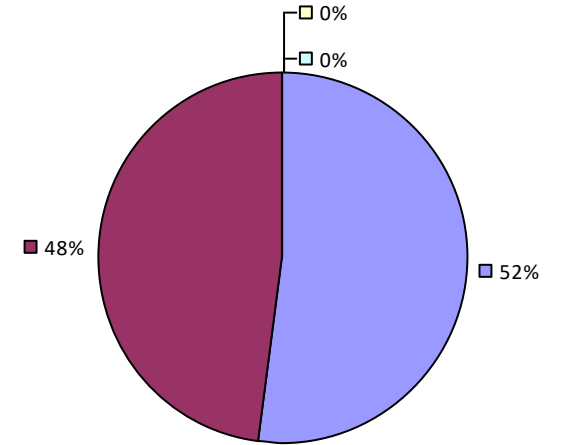
Student Performance



Teacher Observation

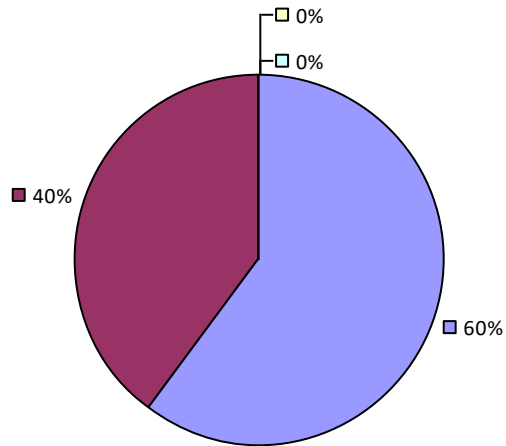


Overall Rating



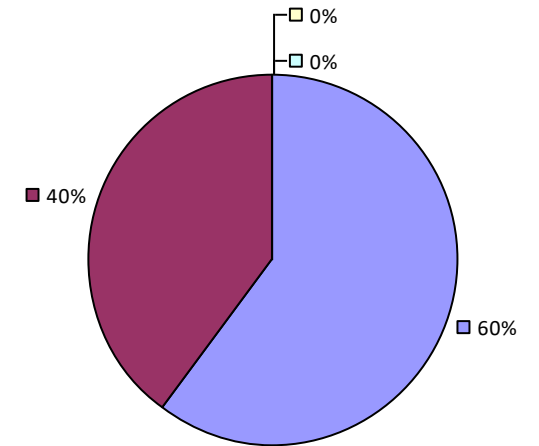
## 2018-19 PRINCIPAL EVALUATION RESULTS

Student Performance



Principal school visit results not shown due to suppression\*

Overall Rating

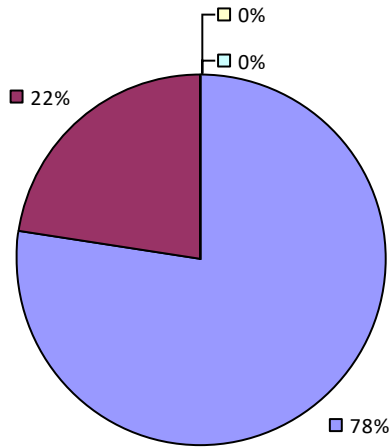


\* Data is suppressed if 100% of teachers/principals received the same rating or if the total teachers/principals in an LEA is less than five.

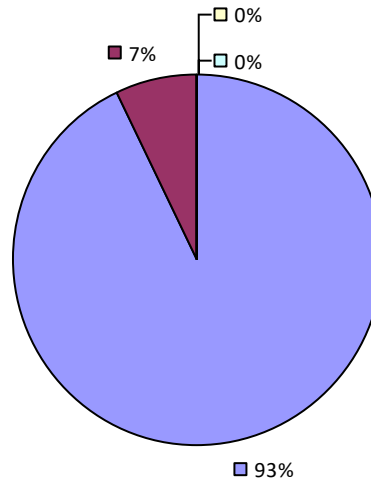
# PELHAM UFSD

## 2018-19 TEACHER EVALUATION RESULTS

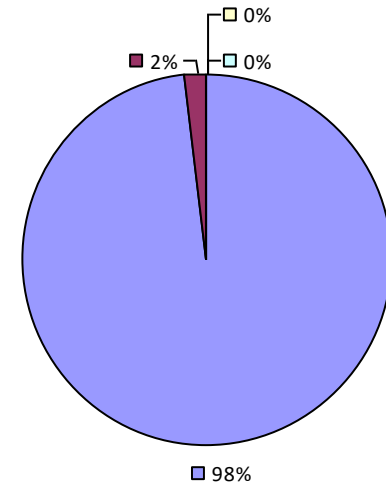
### Student Performance



### Teacher Observation

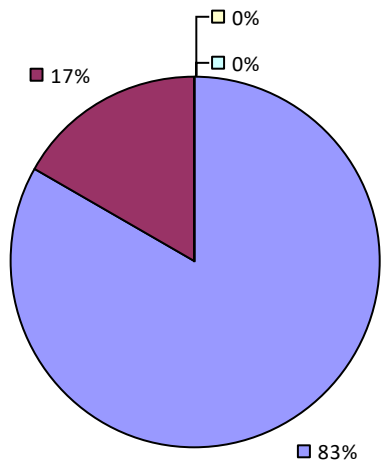


### Overall Rating



## 2018-19 PRINCIPAL EVALUATION RESULTS

### Student Performance



Principal school visit results not shown due to suppression\*

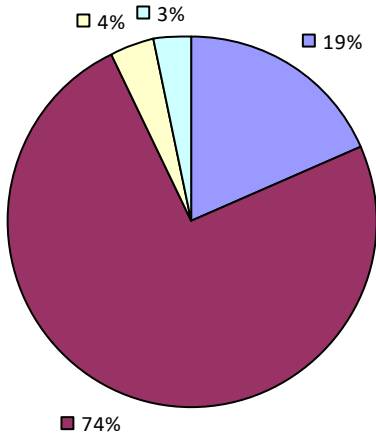
Overall results not shown due to suppression\*

\* Data is suppressed if 100% of teachers/principals received the same rating or if the total teachers/principals in an LEA is less than five.

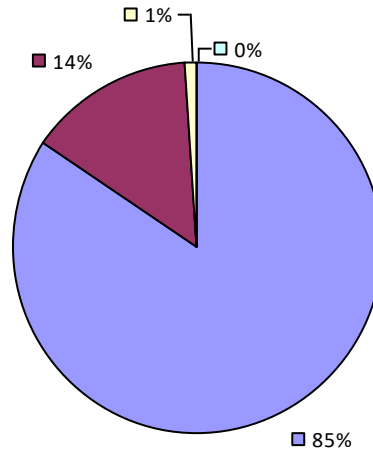
# PEMBROKE CSD

## 2018-19 TEACHER EVALUATION RESULTS

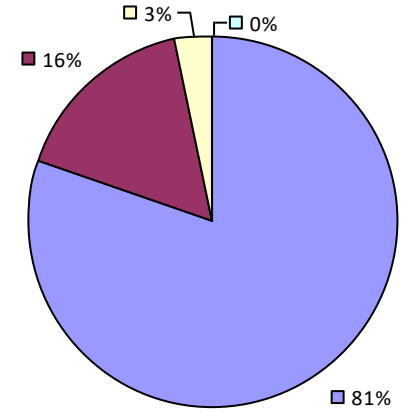
### Student Performance



### Teacher Observation



### Overall Rating



2018-19 PRINCIPAL EVALUATION RESULTS NOT SHOWN DUE TO SUPPRESSION\*

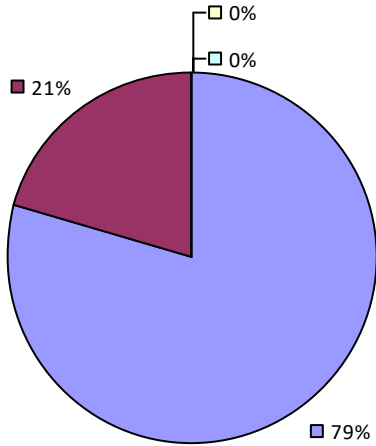
\* Data is suppressed if 100% of teachers/principals received the same rating or if the total teachers/principals in an LEA is less than five.



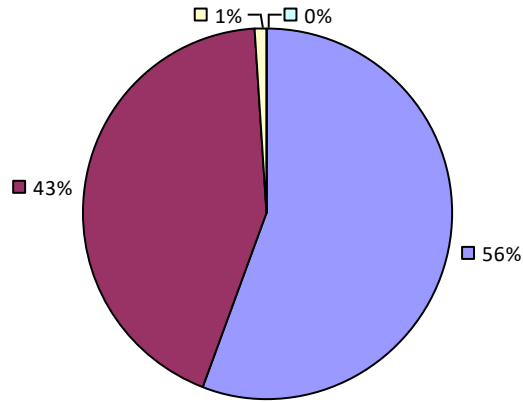
# PENFIELD CSD

## 2018-19 TEACHER EVALUATION RESULTS

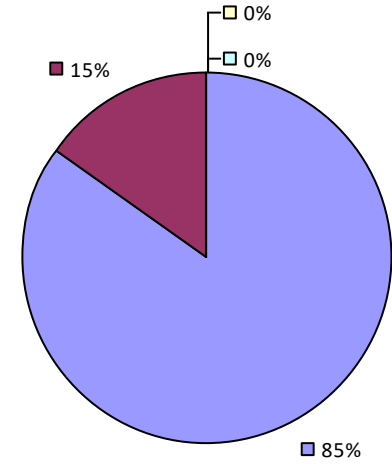
### Student Performance



### Teacher Observation



### Overall Rating



2018-19 PRINCIPAL EVALUATION RESULTS NOT SHOWN DUE TO SUPPRESSION\*

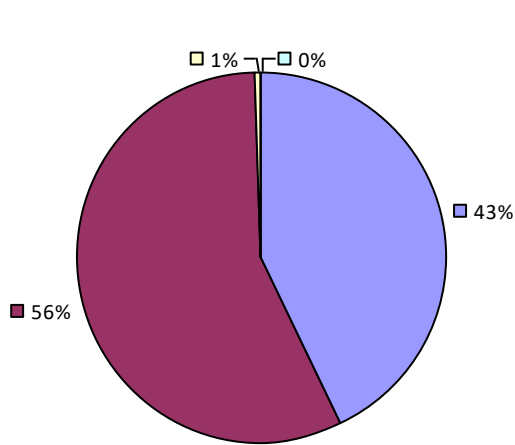
\* Data is suppressed if 100% of teachers/principals received the same rating or if the total teachers/principals in an LEA is less than five.

# PENN YAN CSD

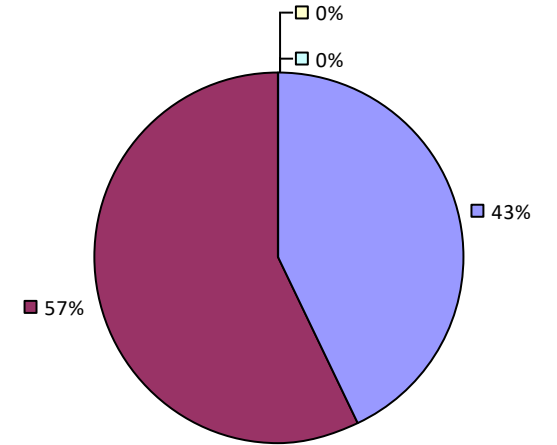
## 2018-19 TEACHER EVALUATION RESULTS

Student performance results not shown due to suppression\*

### Teacher Observation



### Overall Rating



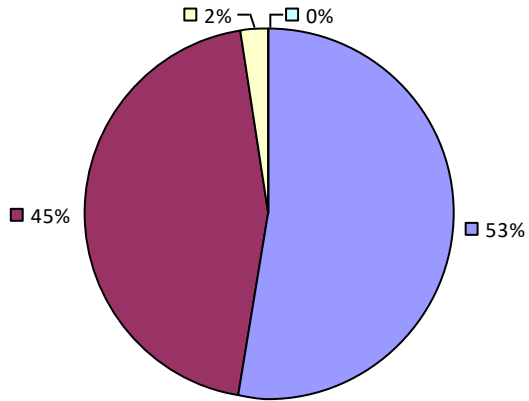
## 2018-19 PRINCIPAL EVALUATION RESULTS NOT SHOWN DUE TO SUPPRESSION\*

\* Data is suppressed if 100% of teachers/principals received the same rating or if the total teachers/principals in an LEA is less than five.

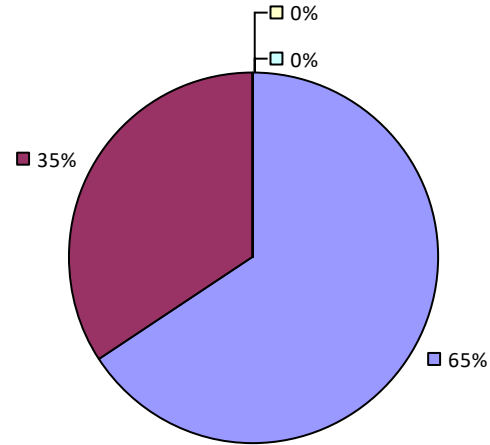
# PERRY CSD

## 2018-19 TEACHER EVALUATION RESULTS

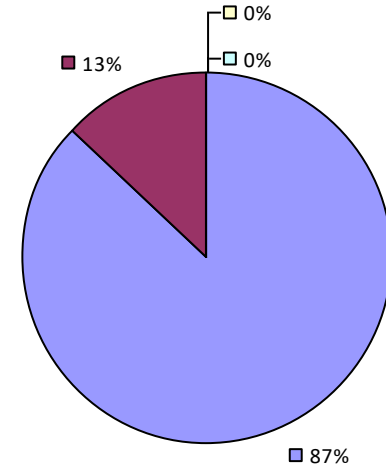
### Student Performance



### Teacher Observation



### Overall Rating



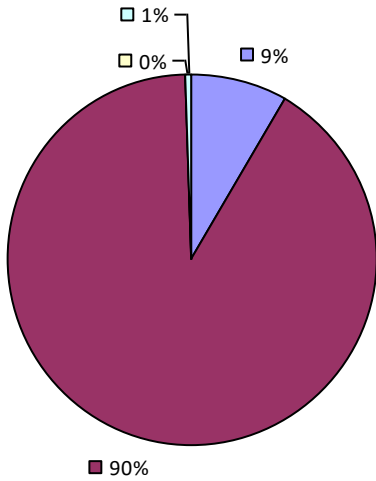
2018-19 PRINCIPAL EVALUATION RESULTS NOT SHOWN DUE TO SUPPRESSION\*

\* Data is suppressed if 100% of teachers/principals received the same rating or if the total teachers/principals in an LEA is less than five.

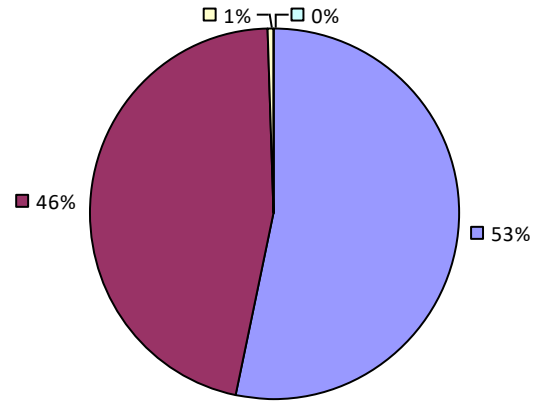
# PERU CSD

## 2018-19 TEACHER EVALUATION RESULTS

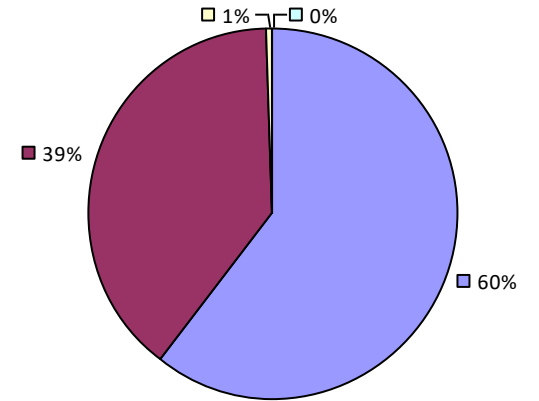
Student Performance



Teacher Observation



Overall Rating



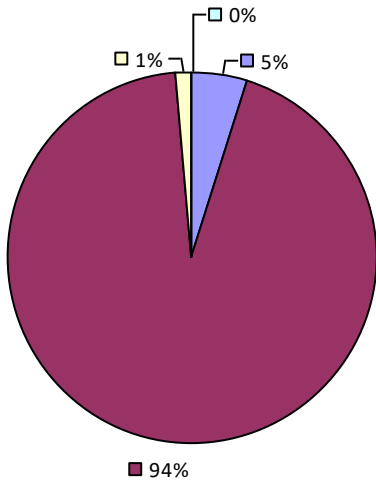
2018-19 PRINCIPAL EVALUATION RESULTS NOT SHOWN DUE TO SUPPRESSION\*

\* Data is suppressed if 100% of teachers/principals received the same rating or if the total teachers/principals in an LEA is less than five.

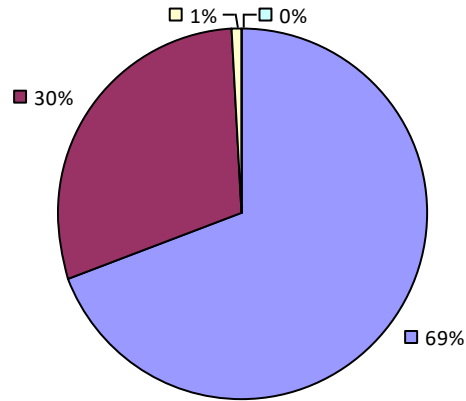
# PHELPS-CLIFTON SPRINGS CSD

## 2018-19 TEACHER EVALUATION RESULTS

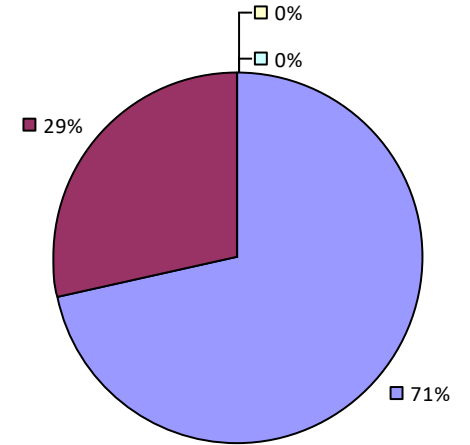
### Student Performance



### Teacher Observation



### Overall Rating



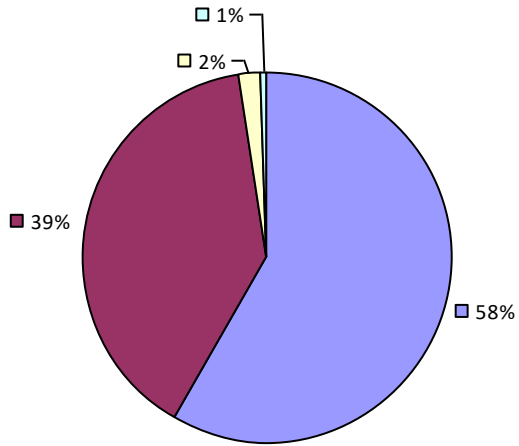
2018-19 PRINCIPAL EVALUATION RESULTS NOT SHOWN DUE TO SUPPRESSION\*

\* Data is suppressed if 100% of teachers/principals received the same rating or if the total teachers/principals in an LEA is less than five.

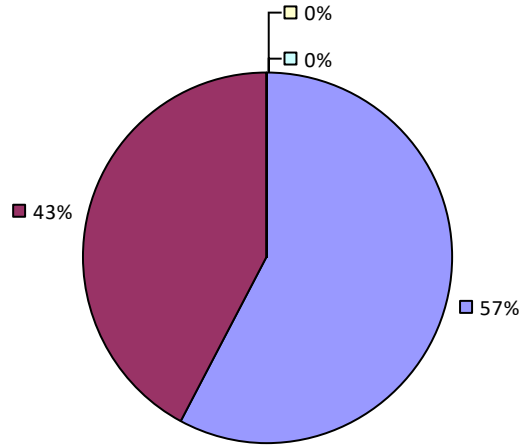
# PHOENIX CSD

## 2018-19 TEACHER EVALUATION RESULTS

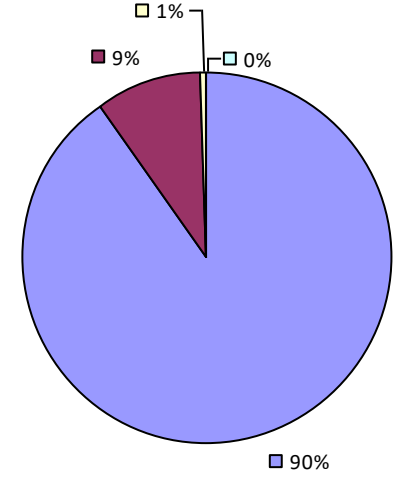
### Student Performance



### Teacher Observation



### Overall Rating



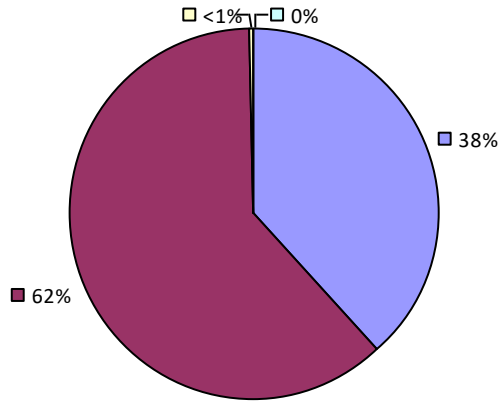
2018-19 PRINCIPAL EVALUATION RESULTS NOT SHOWN DUE TO SUPPRESSION\*

\* Data is suppressed if 100% of teachers/principals received the same rating or if the total teachers/principals in an LEA is less than five.

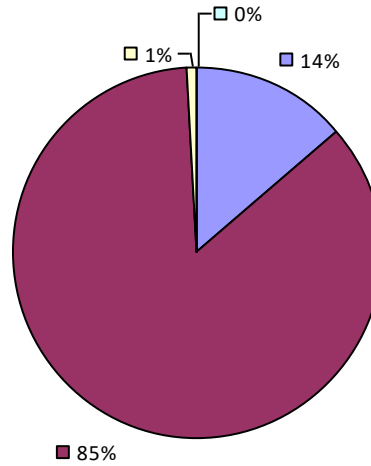
# PINE BUSH CSD

## 2018-19 TEACHER EVALUATION RESULTS

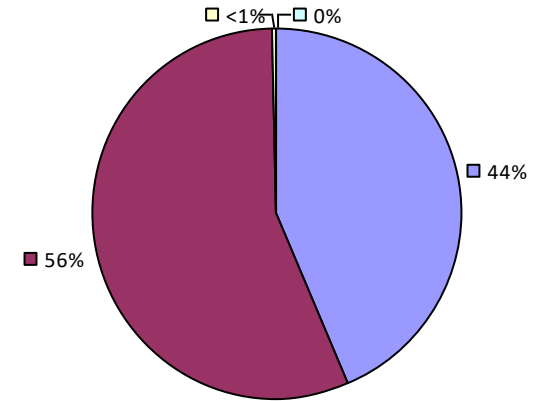
Student Performance



Teacher Observation

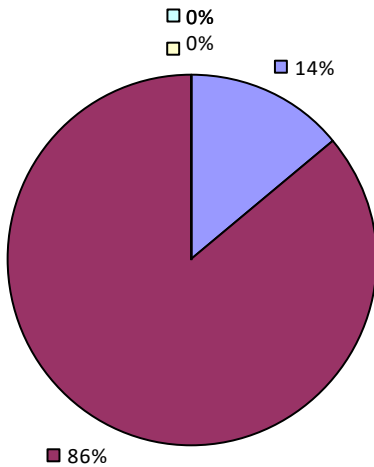


Overall Rating



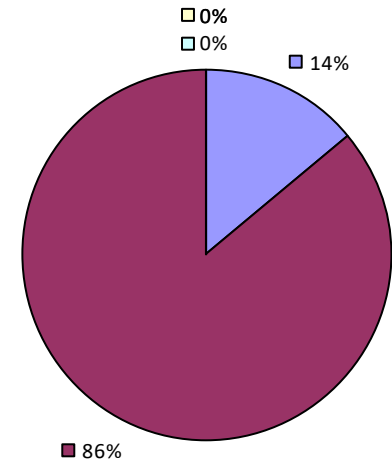
## 2018-19 PRINCIPAL EVALUATION RESULTS

Student Performance



Principal school visit results not shown due to suppression\*

Overall Rating

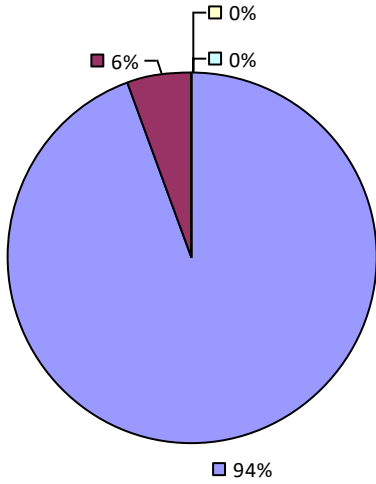


\* Data is suppressed if 100% of teachers/principals received the same rating or if the total teachers/principals in an LEA is less than five.

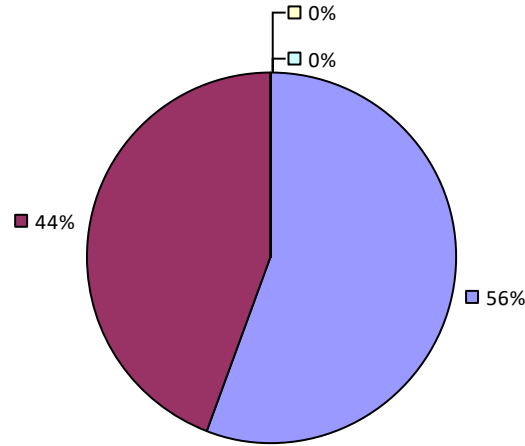
# PINE PLAINS CSD

## 2018-19 TEACHER EVALUATION RESULTS

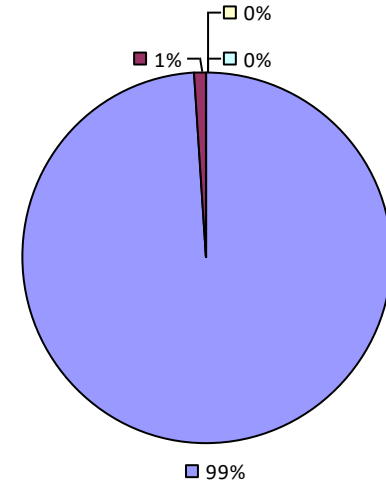
### Student Performance



### Teacher Observation



### Overall Rating



2018-19 PRINCIPAL EVALUATION RESULTS NOT SHOWN DUE TO SUPPRESSION\*

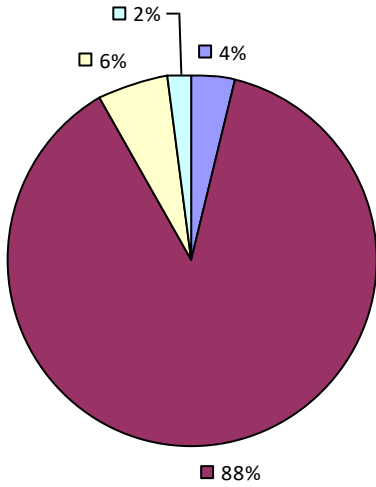
\* Data is suppressed if 100% of teachers/principals received the same rating or if the total teachers/principals in an LEA is less than five.



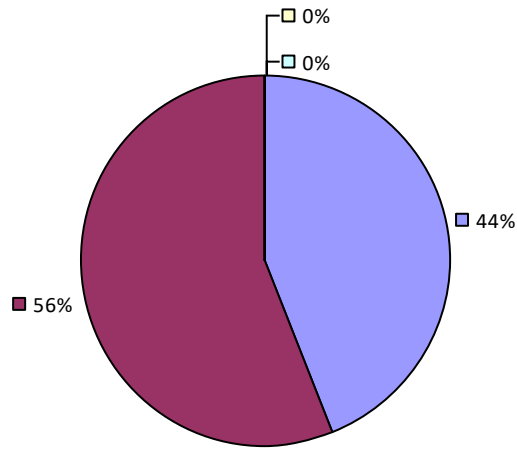
# PINE VALLEY CSD (SOUTH DAYTON)

## 2018-19 TEACHER EVALUATION RESULTS

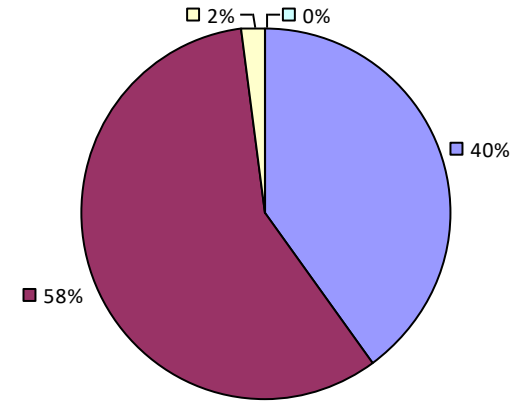
### Student Performance



### Teacher Observation



### Overall Rating



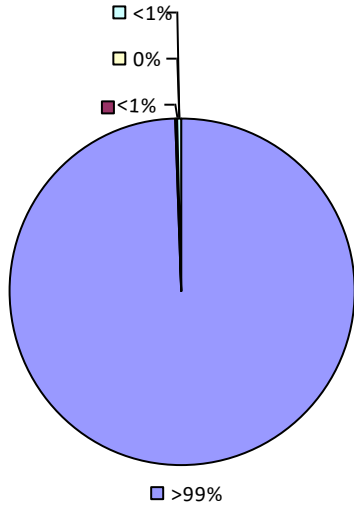
2018-19 PRINCIPAL EVALUATION RESULTS NOT SHOWN DUE TO SUPPRESSION\*

\* Data is suppressed if 100% of teachers/principals received the same rating or if the total teachers/principals in an LEA is less than five.

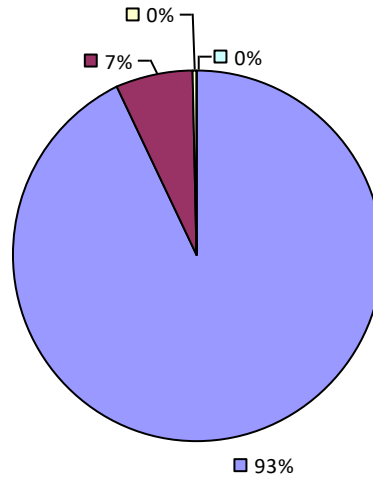
# PITTSFORD CSD

## 2018-19 TEACHER EVALUATION RESULTS

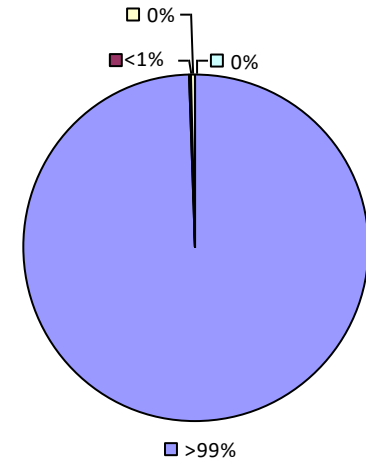
### Student Performance



### Teacher Observation



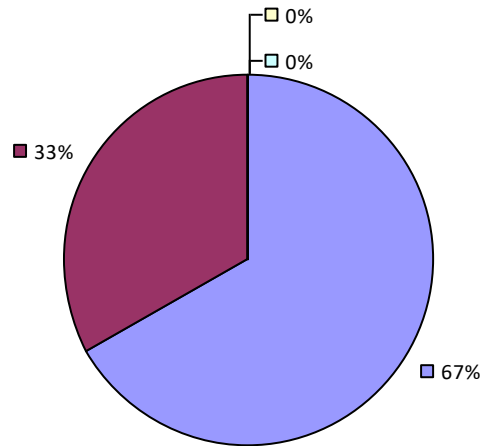
### Overall Rating



## 2018-19 PRINCIPAL EVALUATION RESULTS

Student performance results not shown due to suppression\*

### Principal School Visits



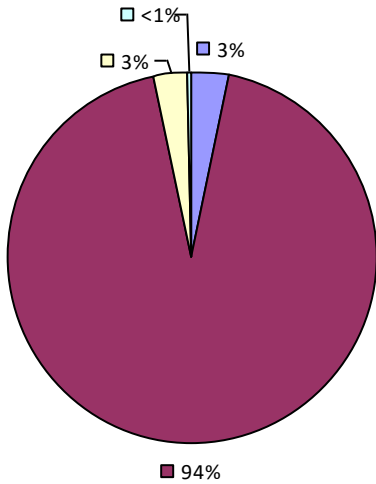
Overall results not shown due to suppression\*

\* Data is suppressed if 100% of teachers/principals received the same rating or if the total teachers/principals in an LEA is less than five.

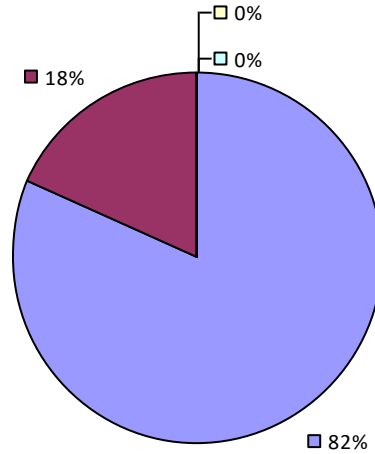
# PLAINEDGE UFSD

## 2018-19 TEACHER EVALUATION RESULTS

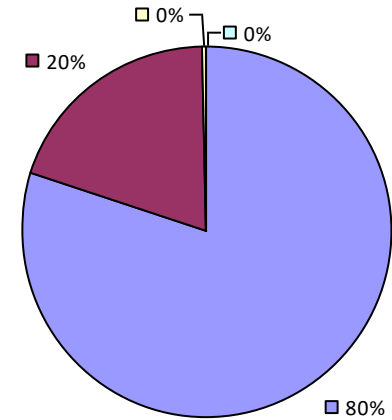
Student Performance



Teacher Observation



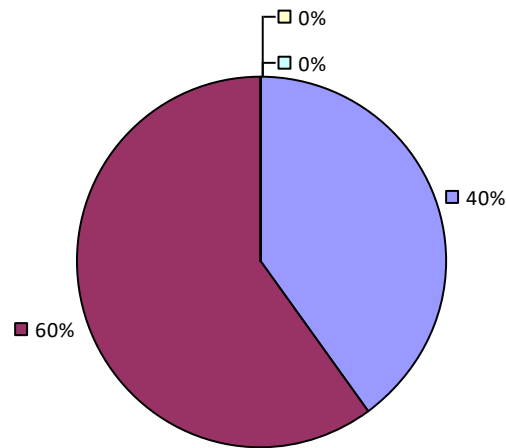
Overall Rating



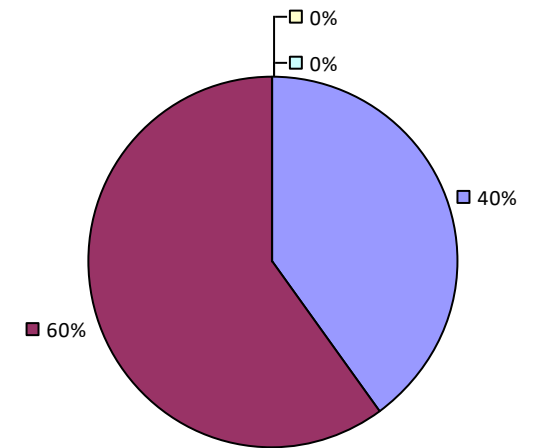
## 2018-19 PRINCIPAL EVALUATION RESULTS

Student performance results not shown due to suppression\*

Principal School Visits



Overall Rating



\* Data is suppressed if 100% of teachers/principals received the same rating or if the total teachers/principals in an LEA is less than five.

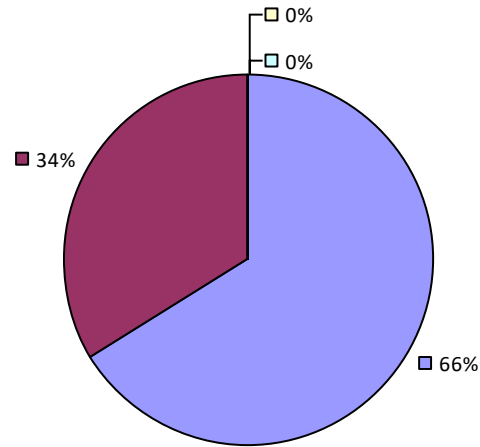
# PLAINVIEW-OLD BETHPAGE CSD

## 2018-19 TEACHER EVALUATION RESULTS

Student performance results not shown due to suppression\*

### Teacher Observation

Overall results not shown due to suppression\*

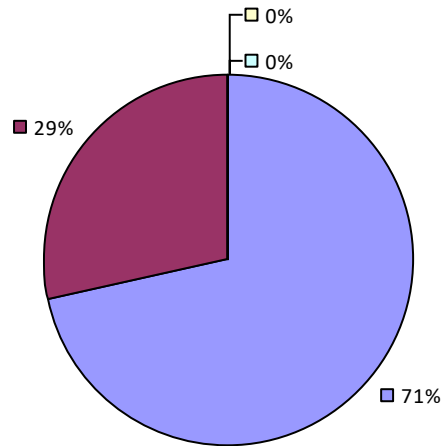


## 2018-19 PRINCIPAL EVALUATION RESULTS

Student performance results not shown due to suppression\*

### Principal School Visits

Overall results not shown due to suppression\*

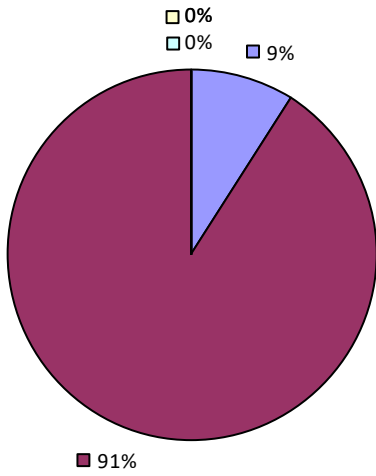


\* Data is suppressed if 100% of teachers/principals received the same rating or if the total teachers/principals in an LEA is less than five.

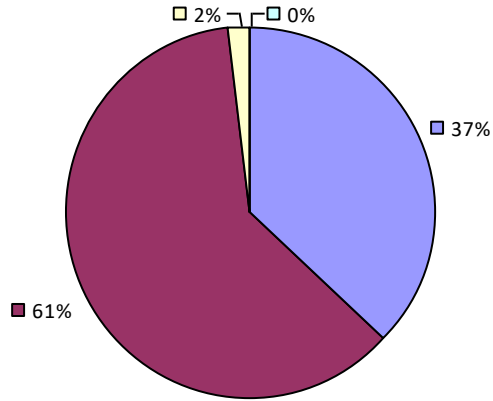
# PLATTSBURGH CITY SD

## 2018-19 TEACHER EVALUATION RESULTS

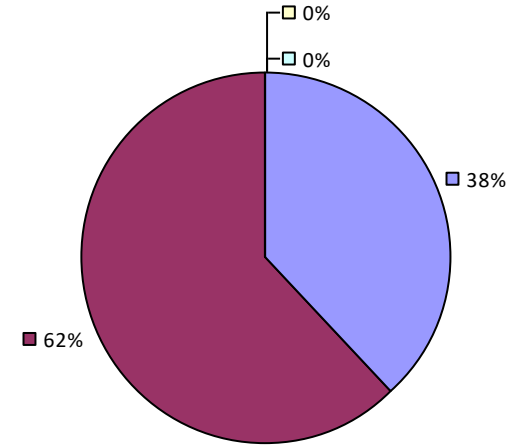
### Student Performance



### Teacher Observation



### Overall Rating



## 2018-19 PRINCIPAL EVALUATION RESULTS NOT SUBMITTED

\* Data is suppressed if 100% of teachers/principals received the same rating or if the total teachers/principals in an LEA is less than five.

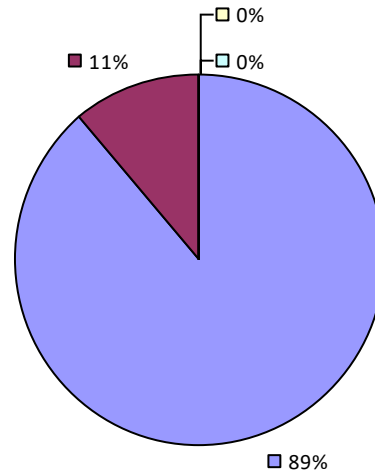
# PLEASANTVILLE UFSD

## 2018-19 TEACHER EVALUATION RESULTS

Student performance results not shown due to suppression\*

### Teacher Observation

Overall results not shown due to suppression\*



## 2018-19 PRINCIPAL EVALUATION RESULTS NOT SHOWN DUE TO SUPPRESSION\*

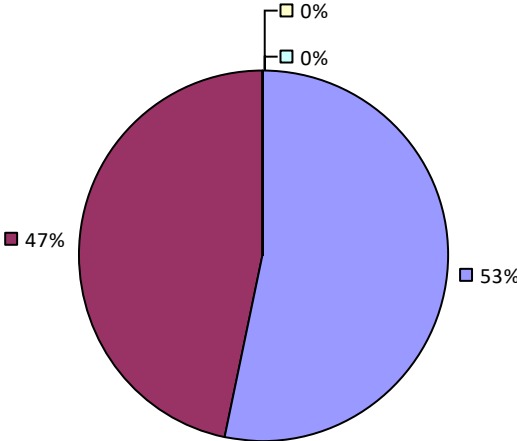
\* Data is suppressed if 100% of teachers/principals received the same rating or if the total teachers/principals in an LEA is less than five.

**POCANTICO HILLS CSD**

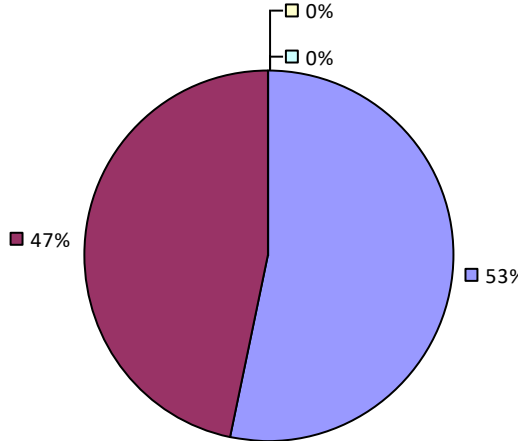
**2018-19 TEACHER EVALUATION RESULTS**

*Student performance results not shown due to suppression\**

**Teacher Observation**



**Overall Rating**



**2018-19 PRINCIPAL EVALUATION RESULTS NOT SHOWN DUE TO SUPPRESSION\***

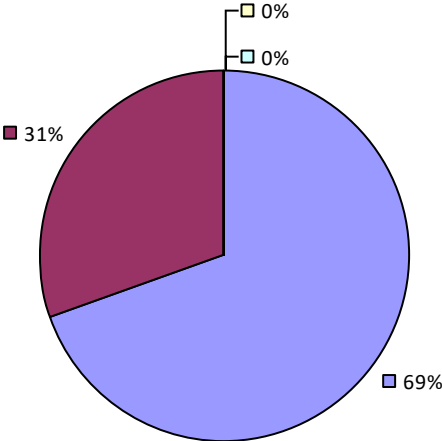
*\* Data is suppressed if 100% of teachers/principals received the same rating or if the total teachers/principals in an LEA is less than five.*

**POLAND CSD**

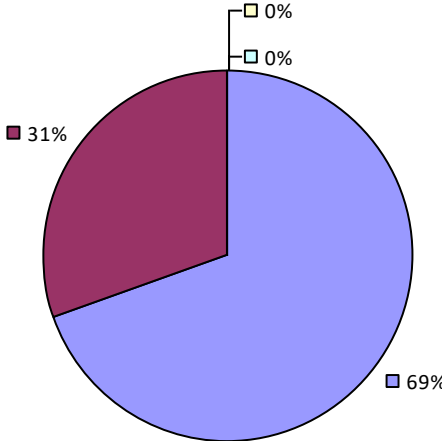
**2018-19 TEACHER EVALUATION RESULTS**

*Student performance results not shown due to suppression\**

**Teacher Observation**



**Overall Rating**



**2018-19 PRINCIPAL EVALUATION RESULTS NOT SHOWN DUE TO SUPPRESSION\***

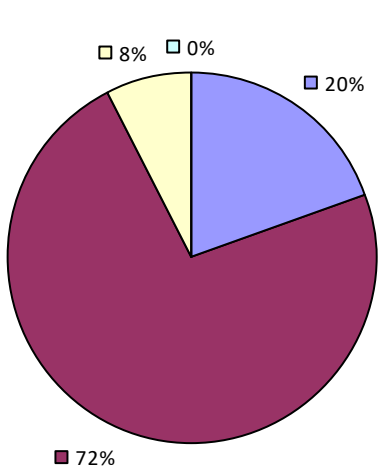
*\* Data is suppressed if 100% of teachers/principals received the same rating or if the total teachers/principals in an LEA is less than five.*



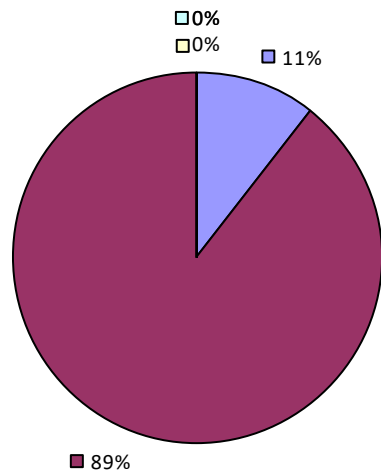
# PORT BYRON CSD

## 2018-19 TEACHER EVALUATION RESULTS

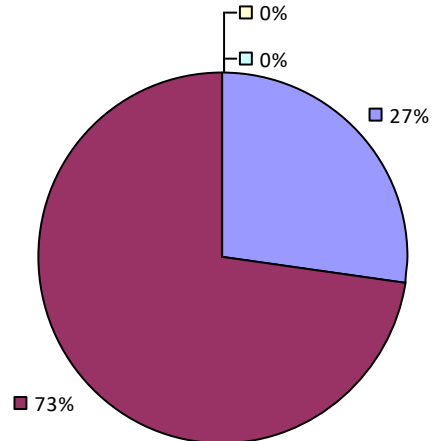
### Student Performance



### Teacher Observation



### Overall Rating



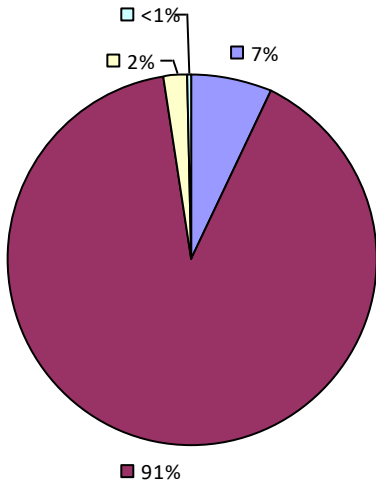
2018-19 PRINCIPAL EVALUATION RESULTS NOT SHOWN DUE TO SUPPRESSION\*

\* Data is suppressed if 100% of teachers/principals received the same rating or if the total teachers/principals in an LEA is less than five.

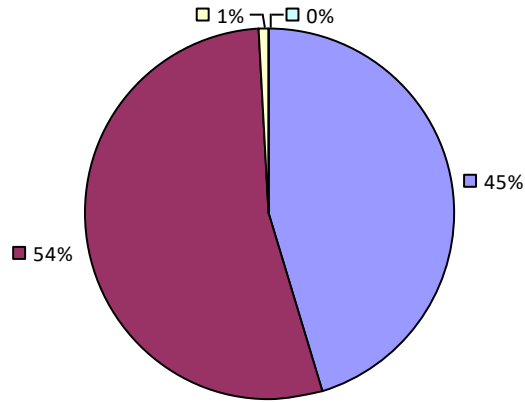
# PORT CHESTER-RYE UFSD

## 2018-19 TEACHER EVALUATION RESULTS

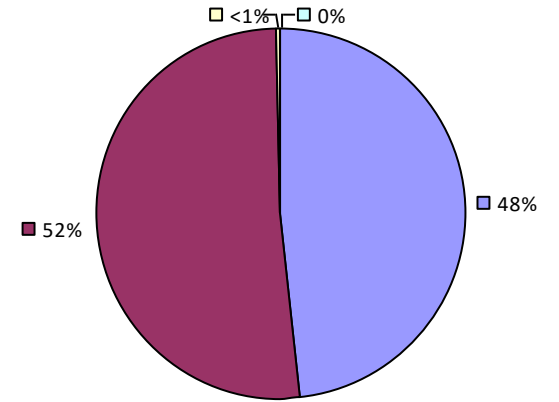
### Student Performance



### Teacher Observation



### Overall Rating



2018-19 PRINCIPAL EVALUATION RESULTS NOT SHOWN DUE TO SUPPRESSION\*

\* Data is suppressed if 100% of teachers/principals received the same rating or if the total teachers/principals in an LEA is less than five.

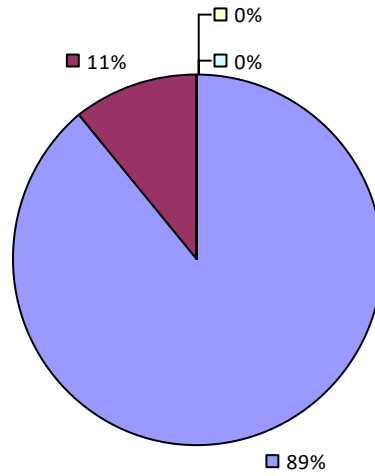
# PORT JEFFERSON UFSD

## 2018-19 TEACHER EVALUATION RESULTS

Student performance results not shown due to suppression\*

### Teacher Observation

Overall results not shown due to suppression\*



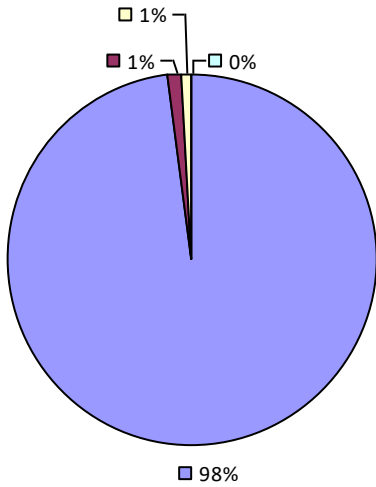
## 2018-19 PRINCIPAL EVALUATION RESULTS NOT SHOWN DUE TO SUPPRESSION\*

\* Data is suppressed if 100% of teachers/principals received the same rating or if the total teachers/principals in an LEA is less than five.

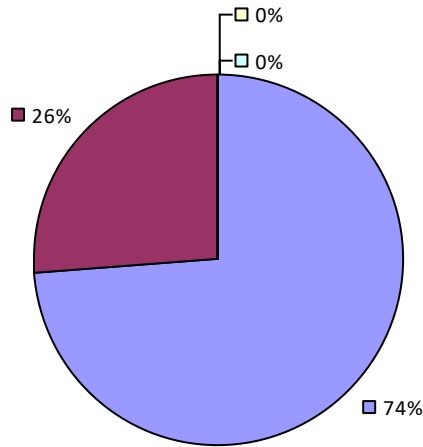
# PORT JERVIS CITY SD

## 2018-19 TEACHER EVALUATION RESULTS

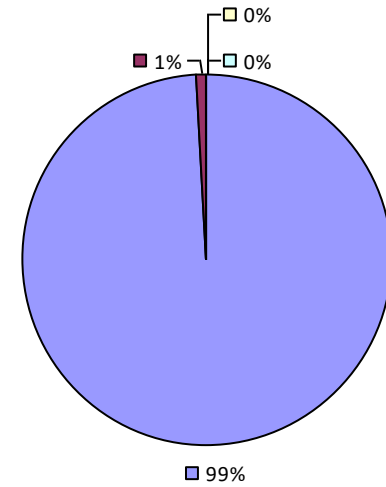
### Student Performance



### Teacher Observation



### Overall Rating



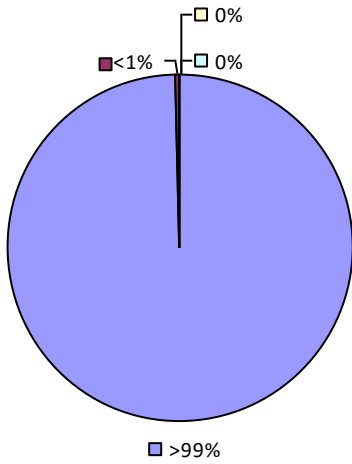
2018-19 PRINCIPAL EVALUATION RESULTS NOT SHOWN DUE TO SUPPRESSION\*

\* Data is suppressed if 100% of teachers/principals received the same rating or if the total teachers/principals in an LEA is less than five.

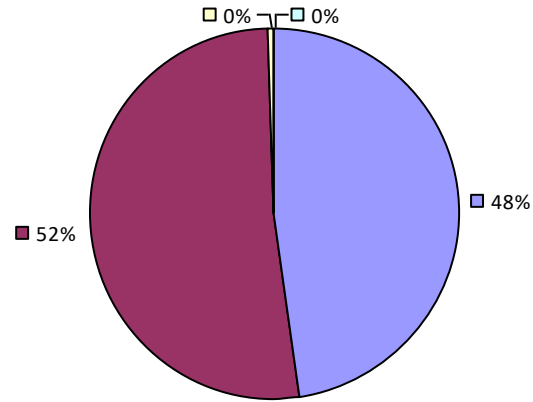
# PORT WASHINGTON UFSD

## 2018-19 TEACHER EVALUATION RESULTS

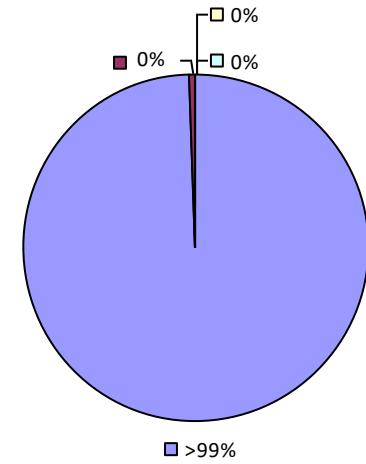
### Student Performance



### Teacher Observation



### Overall Rating



2018-19 PRINCIPAL EVALUATION RESULTS NOT SHOWN DUE TO SUPPRESSION\*

\* Data is suppressed if 100% of teachers/principals received the same rating or if the total teachers/principals in an LEA is less than five.

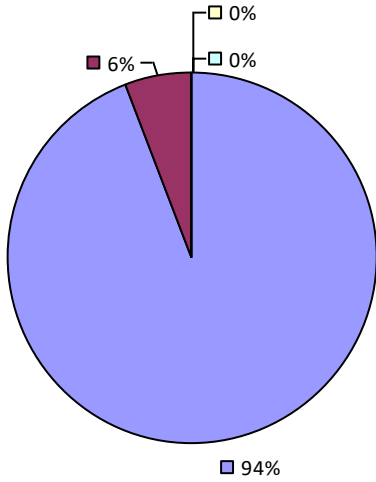
# PORTVILLE CSD

## 2018-19 TEACHER EVALUATION RESULTS

Student Performance

Teacher observation results not shown due to suppression\*

Overall results not shown due to suppression\*



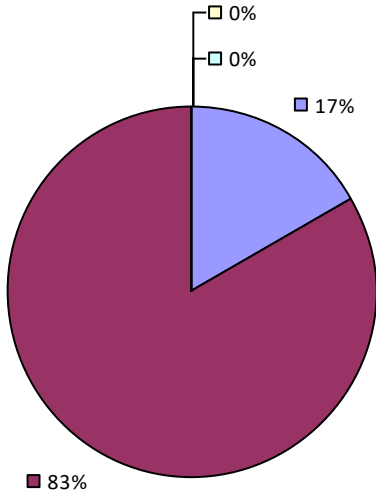
## 2018-19 PRINCIPAL EVALUATION RESULTS NOT SHOWN DUE TO SUPPRESSION\*

\* Data is suppressed if 100% of teachers/principals received the same rating or if the total teachers/principals in an LEA is less than five.

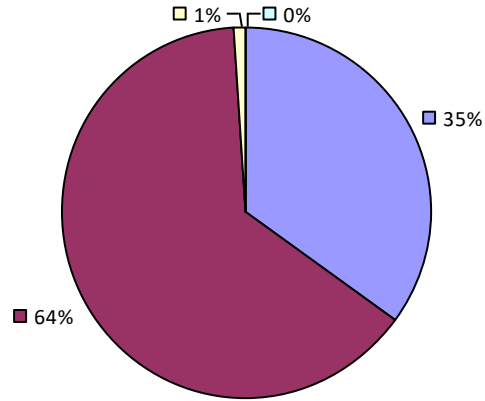
# POTSDAM CSD

## 2018-19 TEACHER EVALUATION RESULTS

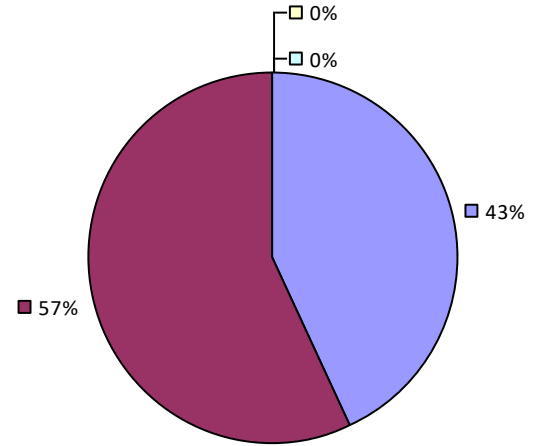
Student Performance



Teacher Observation



Overall Rating



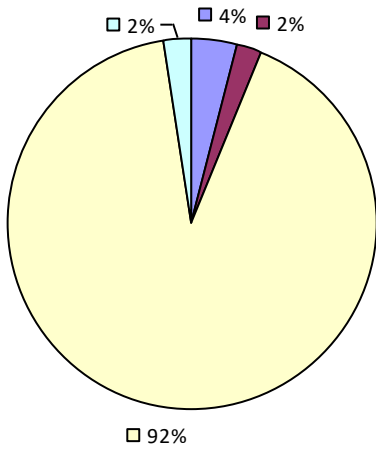
2018-19 PRINCIPAL EVALUATION RESULTS NOT SHOWN DUE TO SUPPRESSION\*

\* Data is suppressed if 100% of teachers/principals received the same rating or if the total teachers/principals in an LEA is less than five.

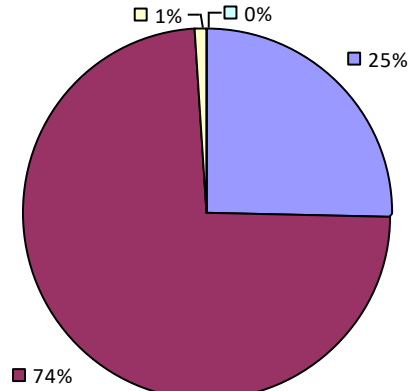
# POUGHKEEPSIE CITY SD

## 2018-19 TEACHER EVALUATION RESULTS

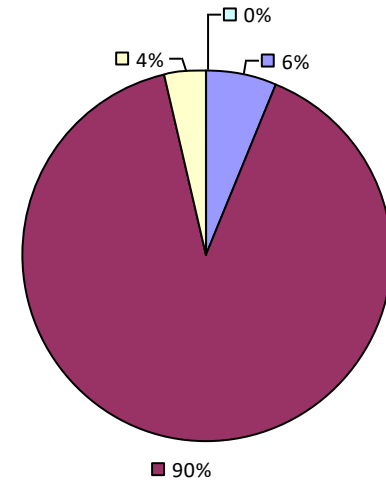
### Student Performance



### Teacher Observation



### Overall Rating



2018-19 PRINCIPAL EVALUATION RESULTS NOT SUBMITTED

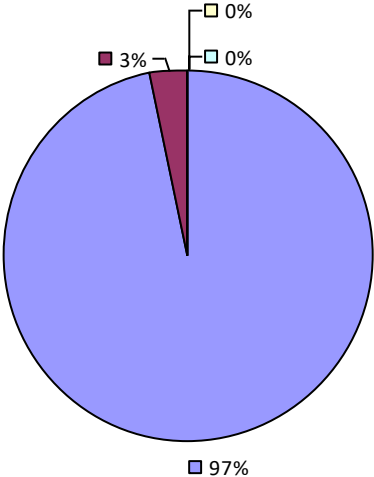
\* Data is suppressed if 100% of teachers/principals received the same rating or if the total teachers/principals in an LEA is less than five.



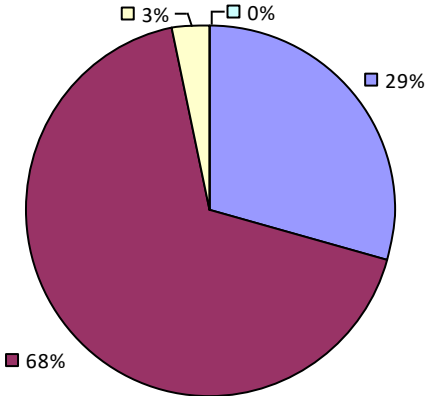
**PRATTSBURGH CSD**

**2018-19 TEACHER EVALUATION RESULTS**

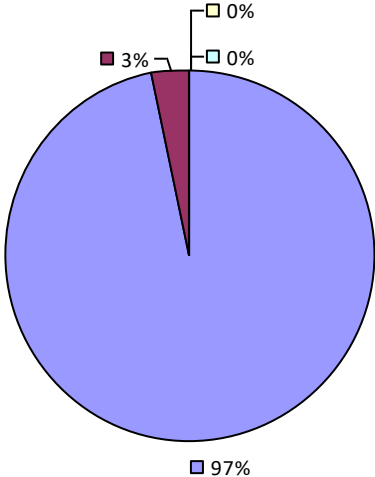
Student Performance



Teacher Observation



Overall Rating



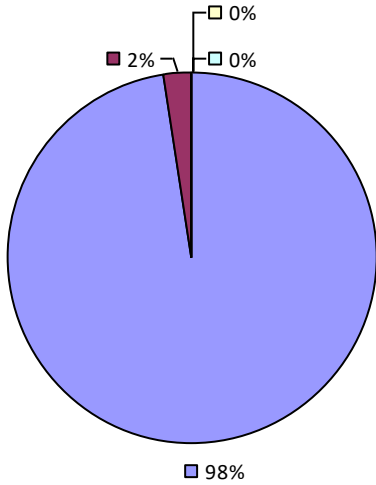
**2018-19 PRINCIPAL EVALUATION RESULTS NOT SHOWN DUE TO SUPPRESSION\***

\* Data is suppressed if 100% of teachers/principals received the same rating or if the total teachers/principals in an LEA is less than five.

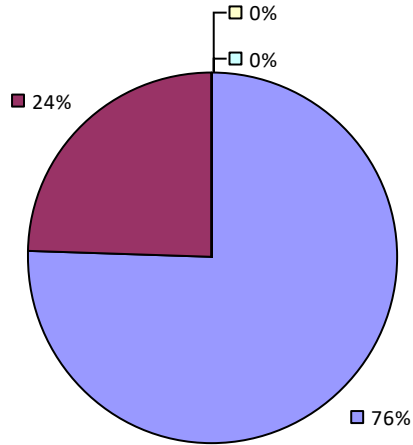
# PULASKI CSD

## 2018-19 TEACHER EVALUATION RESULTS

Student Performance



Teacher Observation



Overall results not shown due to suppression\*

2018-19 PRINCIPAL EVALUATION RESULTS NOT SHOWN DUE TO SUPPRESSION\*

\* Data is suppressed if 100% of teachers/principals received the same rating or if the total teachers/principals in an LEA is less than five.

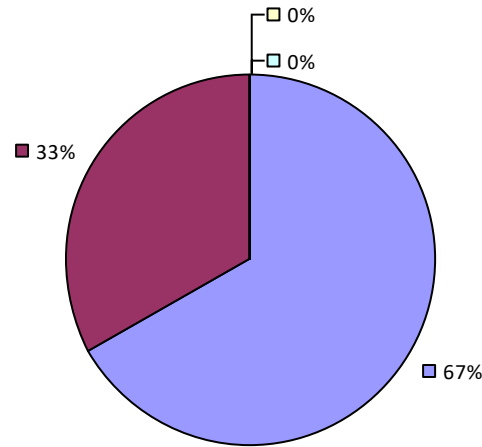
# PUTNAM CSD

## 2018-19 TEACHER EVALUATION RESULTS

Student performance results not shown due to suppression\*

### Teacher Observation

Overall results not shown due to suppression\*



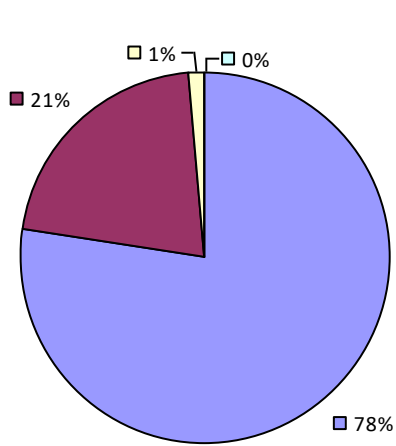
## 2018-19 PRINCIPAL EVALUATION RESULTS NOT SHOWN DUE TO SUPPRESSION\*

\* Data is suppressed if 100% of teachers/principals received the same rating or if the total teachers/principals in an LEA is less than five.

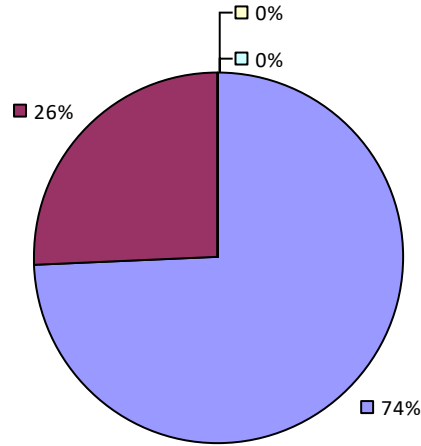
# PUTNAM VALLEY CSD

## 2018-19 TEACHER EVALUATION RESULTS

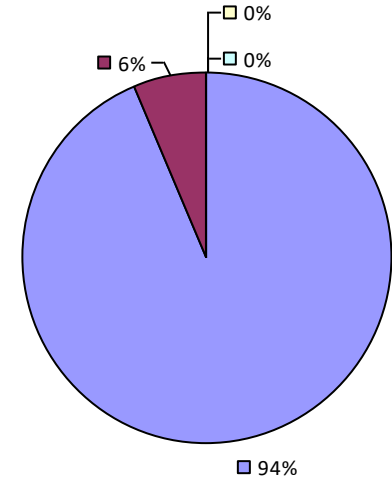
### Student Performance



### Teacher Observation



### Overall Rating



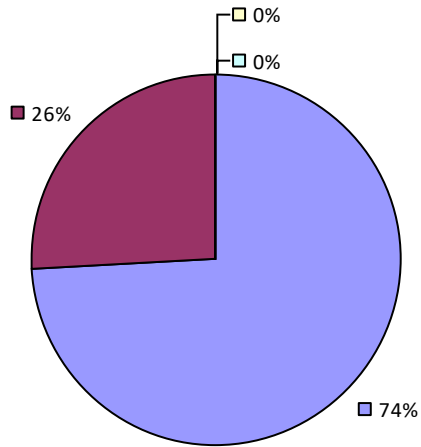
2018-19 PRINCIPAL EVALUATION RESULTS NOT SHOWN DUE TO SUPPRESSION\*

\* Data is suppressed if 100% of teachers/principals received the same rating or if the total teachers/principals in an LEA is less than five.

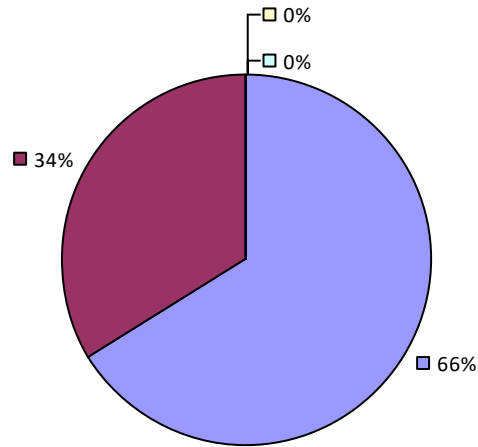
# PUTNAM-NORTHERN WESTCHESTER BOCES

## 2018-19 TEACHER EVALUATION RESULTS

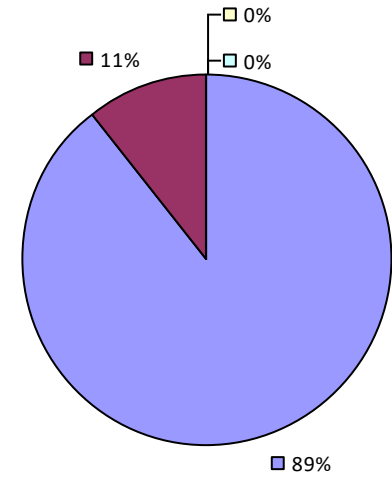
### Student Performance



### Teacher Observation

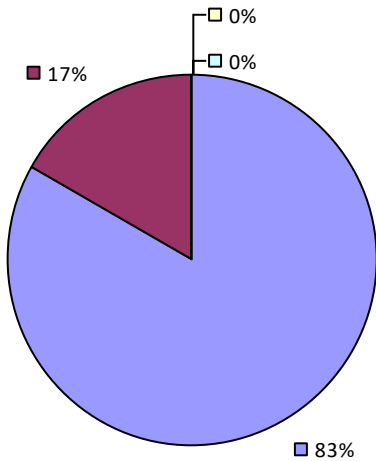


### Overall Rating



## 2018-19 PRINCIPAL EVALUATION RESULTS

### Student Performance



Principal school visit results not shown due to suppression\*

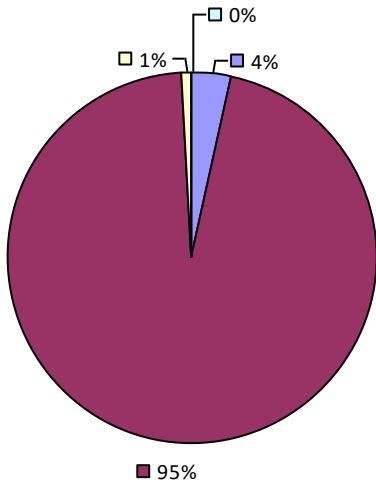
Overall results not shown due to suppression\*

\* Data is suppressed if 100% of teachers/principals received the same rating or if the total teachers/principals in an LEA is less than five.

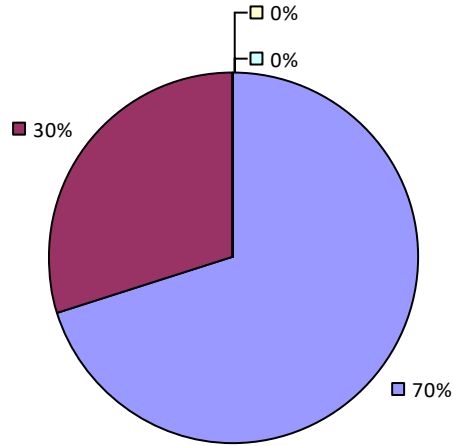
# QUEENSBURY UFSD

## 2018-19 TEACHER EVALUATION RESULTS

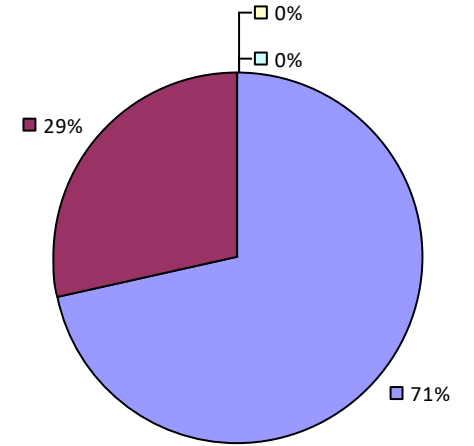
Student Performance



Teacher Observation



Overall Rating



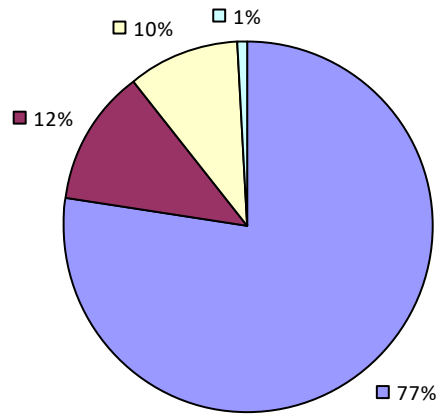
2018-19 PRINCIPAL EVALUATION RESULTS NOT SHOWN DUE TO SUPPRESSION\*

\* Data is suppressed if 100% of teachers/principals received the same rating or if the total teachers/principals in an LEA is less than five.

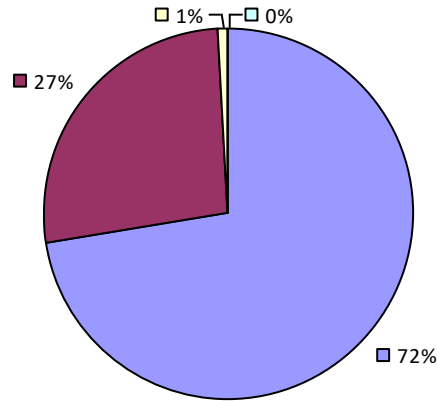
# QUESTAR III (R-C-G) BOCES

## 2018-19 TEACHER EVALUATION RESULTS

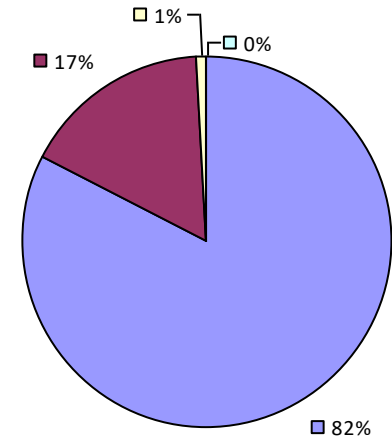
Student Performance



Teacher Observation

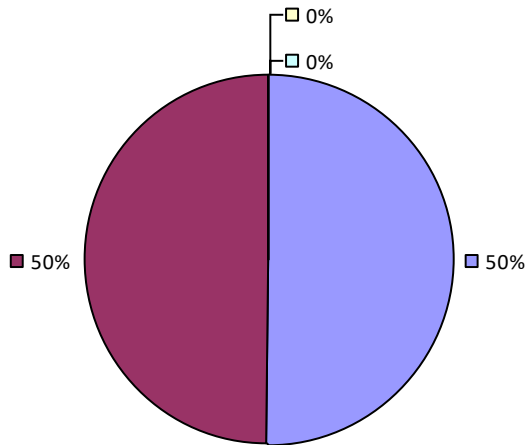


Overall Rating

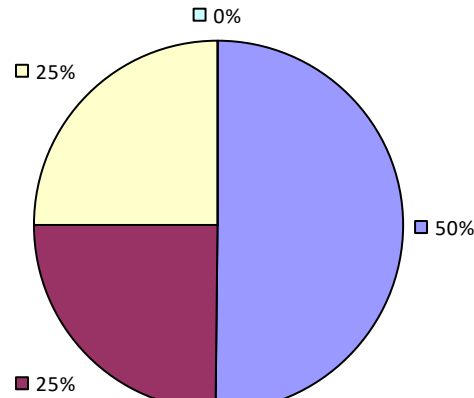


## 2018-19 PRINCIPAL EVALUATION RESULTS

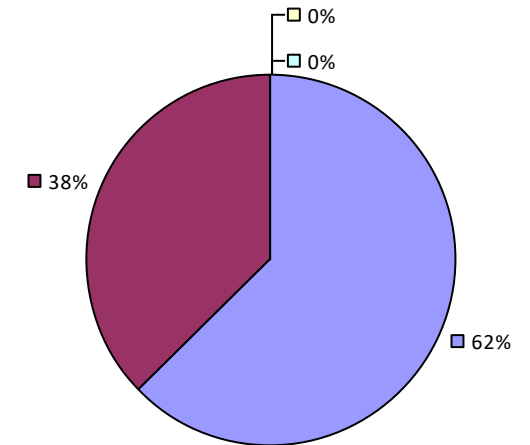
Student Performance



Principal School Visits



Overall Rating

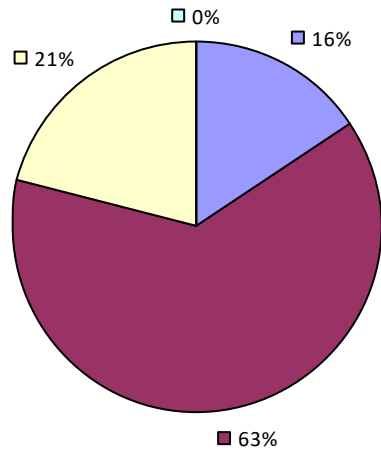


\* Data is suppressed if 100% of teachers/principals received the same rating or if the total teachers/principals in an LEA is less than five.

# QUOGUE UFSD

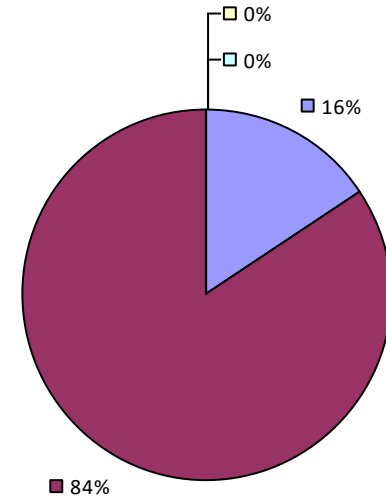
## 2018-19 TEACHER EVALUATION RESULTS

Student Performance



Teacher observation results not shown due to suppression\*

Overall Rating



## 2018-19 PRINCIPAL EVALUATION RESULTS NOT SHOWN DUE TO SUPPRESSION\*

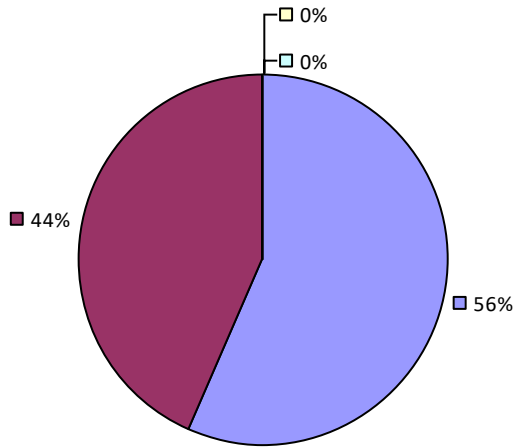
\* Data is suppressed if 100% of teachers/principals received the same rating or if the total teachers/principals in an LEA is less than five.



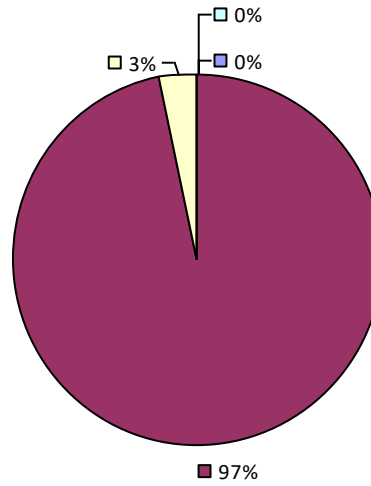
# RANDOLPH ACAD UFSD

## 2018-19 TEACHER EVALUATION RESULTS

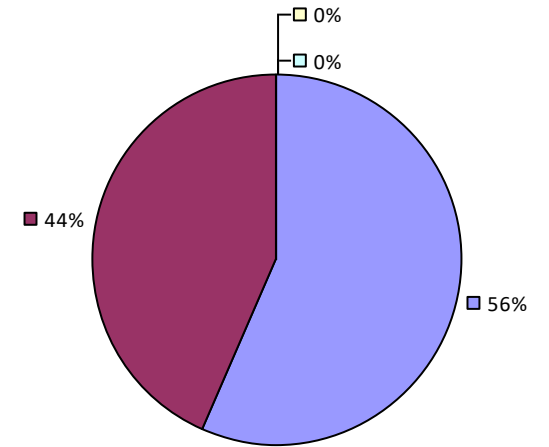
### Student Performance



### Teacher Observation



### Overall Rating



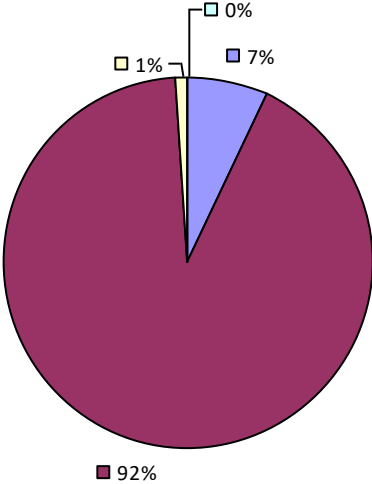
2018-19 PRINCIPAL EVALUATION RESULTS NOT SHOWN DUE TO SUPPRESSION\*

\* Data is suppressed if 100% of teachers/principals received the same rating or if the total teachers/principals in an LEA is less than five.

**RANDOLPH CSD**

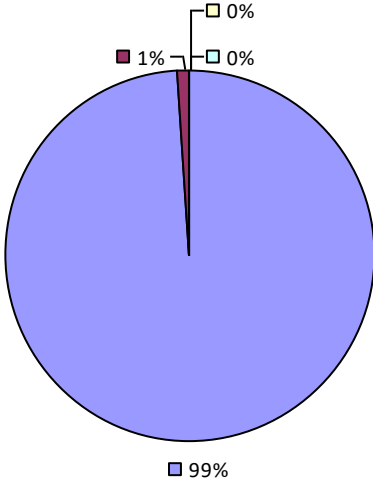
**2018-19 TEACHER EVALUATION RESULTS**

**Student Performance**



*Teacher observation results not shown due to suppression\**

**Overall Rating**



**2018-19 PRINCIPAL EVALUATION RESULTS NOT SHOWN DUE TO SUPPRESSION\***

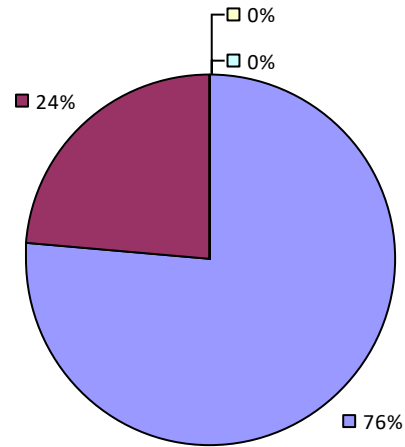
\* Data is suppressed if 100% of teachers/principals received the same rating or if the total teachers/principals in an LEA is less than five.

# RAVENA-COEYMANS-SELKIRK CSD

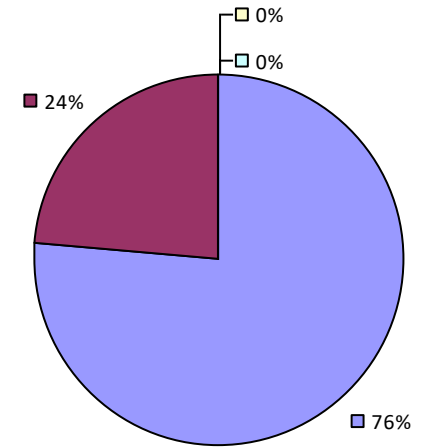
## 2018-19 TEACHER EVALUATION RESULTS

Student performance results not shown due to suppression\*

### Teacher Observation



### Overall Rating



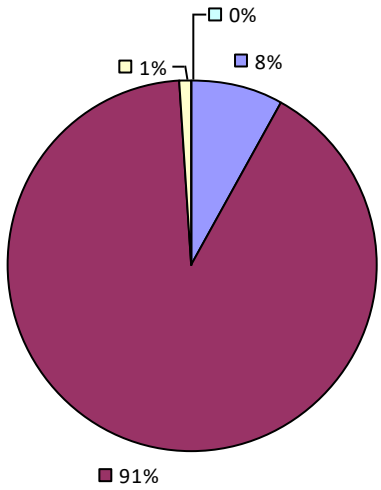
## 2018-19 PRINCIPAL EVALUATION RESULTS NOT SHOWN DUE TO SUPPRESSION\*

\* Data is suppressed if 100% of teachers/principals received the same rating or if the total teachers/principals in an LEA is less than five.

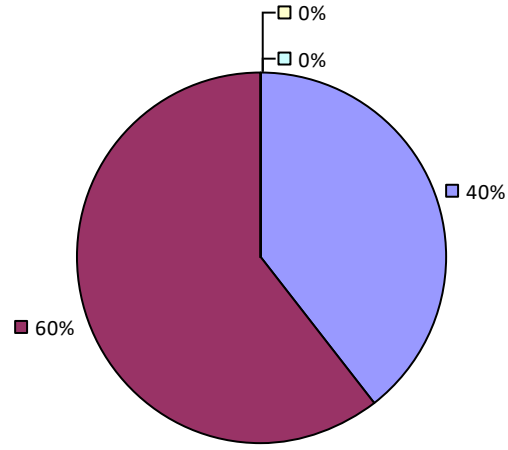
# RED CREEK CSD

## 2018-19 TEACHER EVALUATION RESULTS

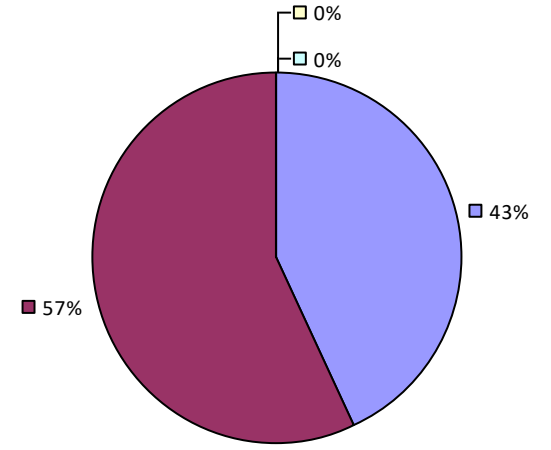
Student Performance



Teacher Observation



Overall Rating



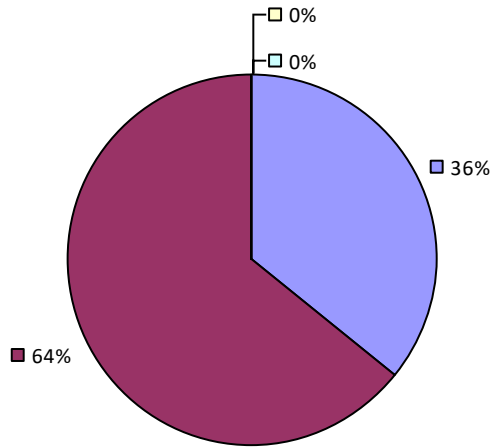
2018-19 PRINCIPAL EVALUATION RESULTS NOT SHOWN DUE TO SUPPRESSION\*

\* Data is suppressed if 100% of teachers/principals received the same rating or if the total teachers/principals in an LEA is less than five.

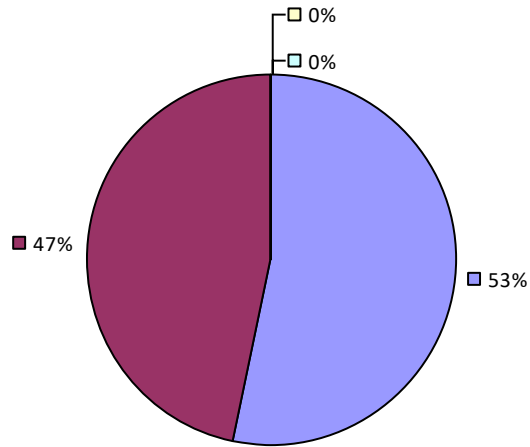
# RED HOOK CSD

## 2018-19 TEACHER EVALUATION RESULTS

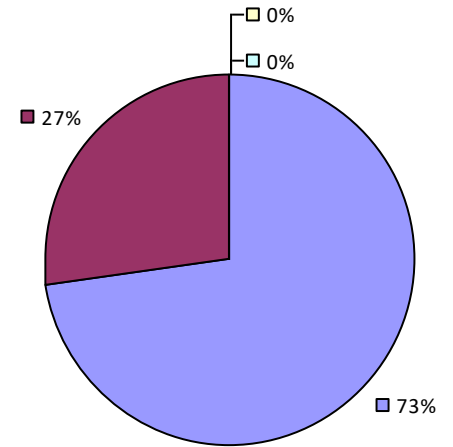
### Student Performance



### Teacher Observation



### Overall Rating



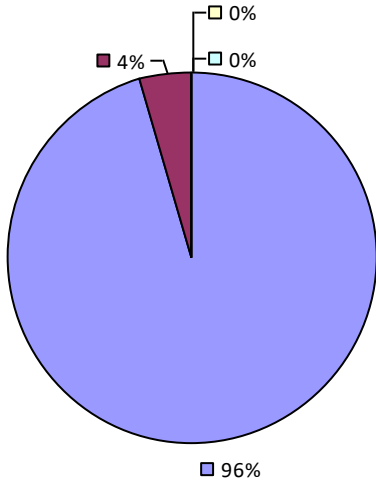
2018-19 PRINCIPAL EVALUATION RESULTS NOT SHOWN DUE TO SUPPRESSION\*

\* Data is suppressed if 100% of teachers/principals received the same rating or if the total teachers/principals in an LEA is less than five.

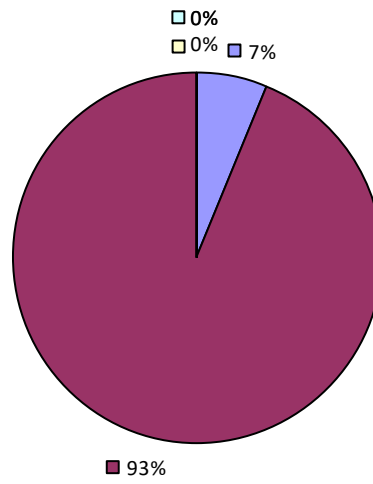
# REMSEN CSD

## 2018-19 TEACHER EVALUATION RESULTS

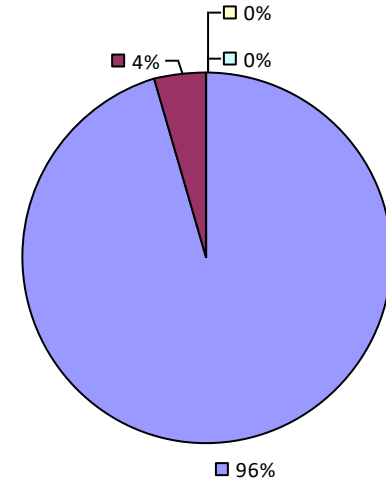
Student Performance



Teacher Observation



Overall Rating



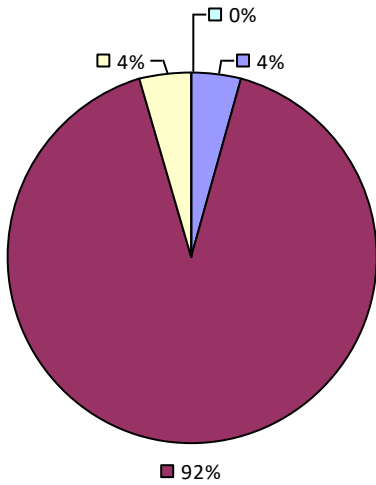
2018-19 PRINCIPAL EVALUATION RESULTS NOT SHOWN DUE TO SUPPRESSION\*

\* Data is suppressed if 100% of teachers/principals received the same rating or if the total teachers/principals in an LEA is less than five.

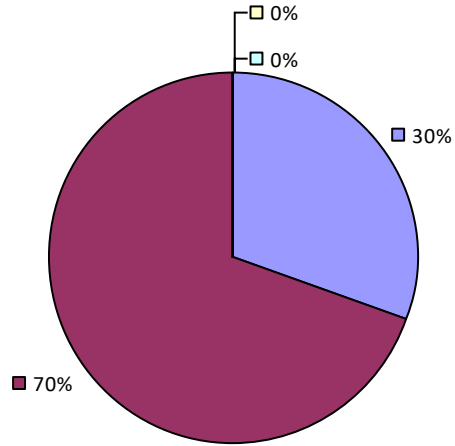
# REMSENBURG-SPEONK UFSD

## 2018-19 TEACHER EVALUATION RESULTS

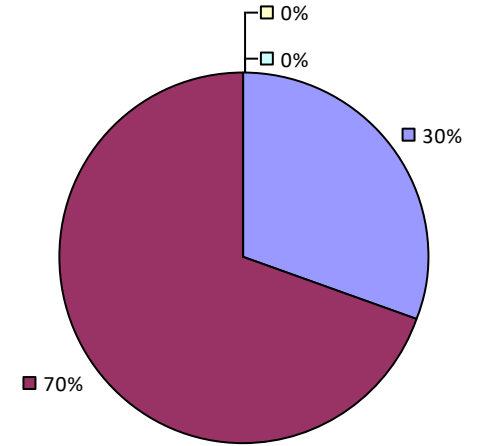
### Student Performance



### Teacher Observation



### Overall Rating



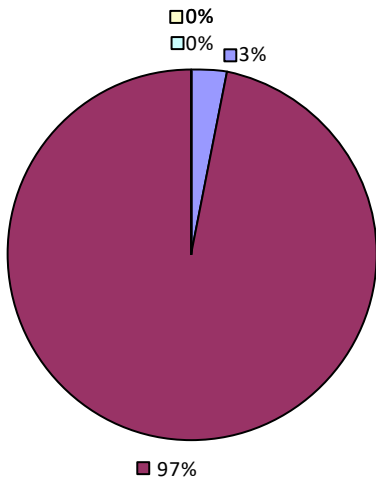
2018-19 PRINCIPAL EVALUATION RESULTS NOT SHOWN DUE TO SUPPRESSION\*

\* Data is suppressed if 100% of teachers/principals received the same rating or if the total teachers/principals in an LEA is less than five.

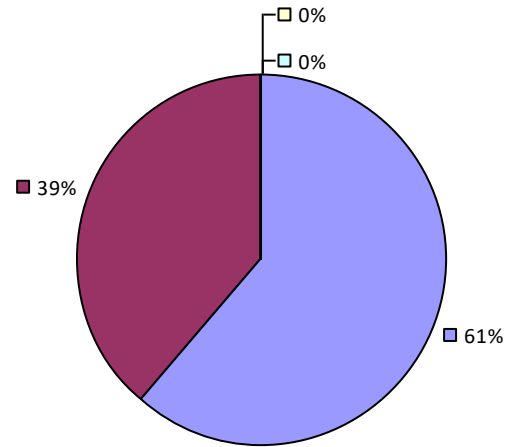
# RENSELAER CITY SD

## 2018-19 TEACHER EVALUATION RESULTS

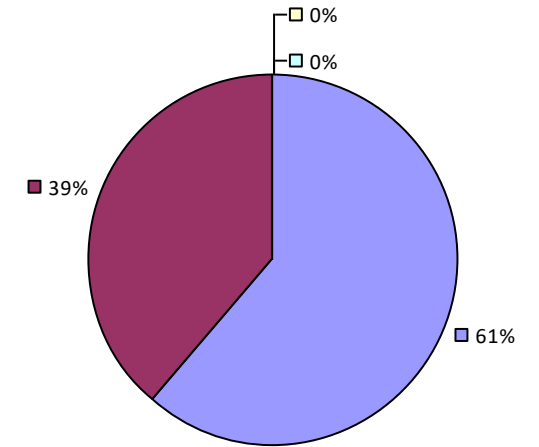
Student Performance



Teacher Observation



Overall Rating



2018-19 PRINCIPAL EVALUATION RESULTS NOT SHOWN DUE TO SUPPRESSION\*

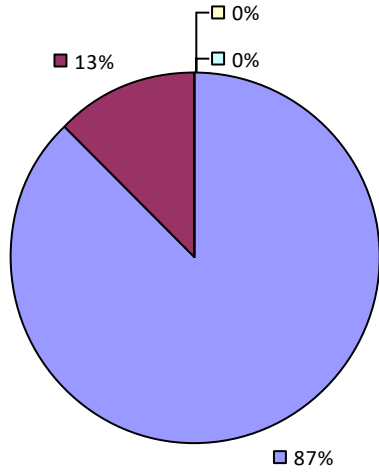
\* Data is suppressed if 100% of teachers/principals received the same rating or if the total teachers/principals in an LEA is less than five.



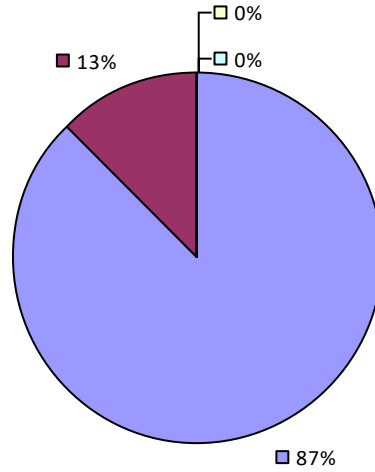
# RHINEBECK CSD

## 2018-19 TEACHER EVALUATION RESULTS

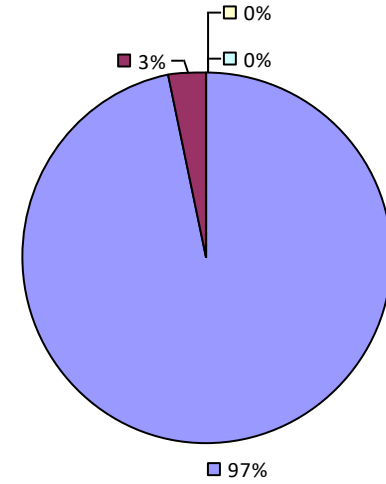
### Student Performance



### Teacher Observation



### Overall Rating



2018-19 PRINCIPAL EVALUATION RESULTS NOT SHOWN DUE TO SUPPRESSION\*

\* Data is suppressed if 100% of teachers/principals received the same rating or if the total teachers/principals in an LEA is less than five.

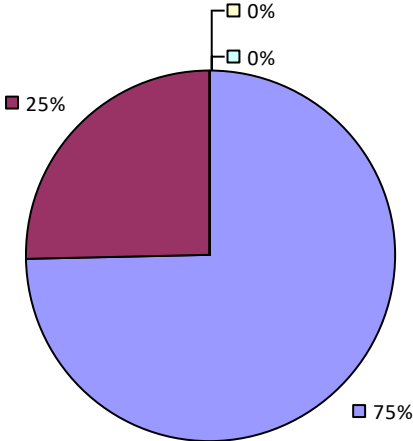
# RICHFIELD SPRINGS CSD

## 2018-19 TEACHER EVALUATION RESULTS

Student performance results not shown due to suppression\*

### Teacher Observation

Overall results not shown due to suppression\*

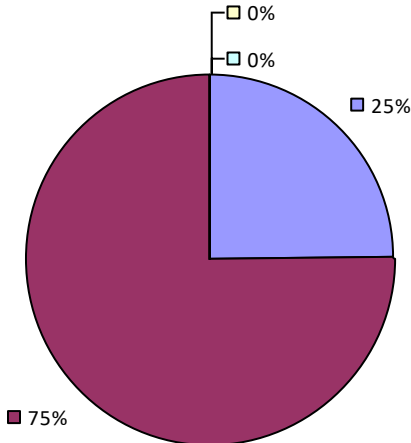


## 2018-19 PRINCIPAL EVALUATION RESULTS NOT SHOWN DUE TO SUPPRESSION\*

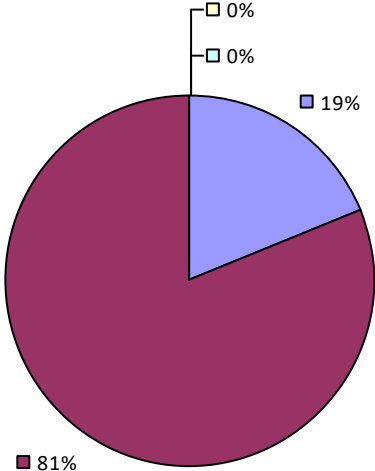
\* Data is suppressed if 100% of teachers/principals received the same rating or if the total teachers/principals in an LEA is less than five.

Student performance results not shown due to suppression\*

Teacher Observation



Overall Rating



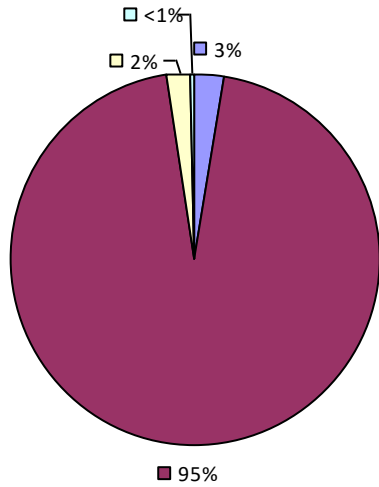
2018-19 PRINCIPAL EVALUATION RESULTS NOT SUBMITTED

\* Data is suppressed if 100% of teachers/principals received the same rating or if the total teachers/principals in an LEA is less than five.

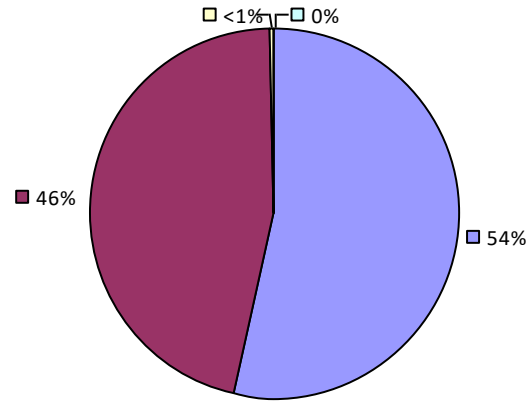
# RIVERHEAD CSD

## 2018-19 TEACHER EVALUATION RESULTS

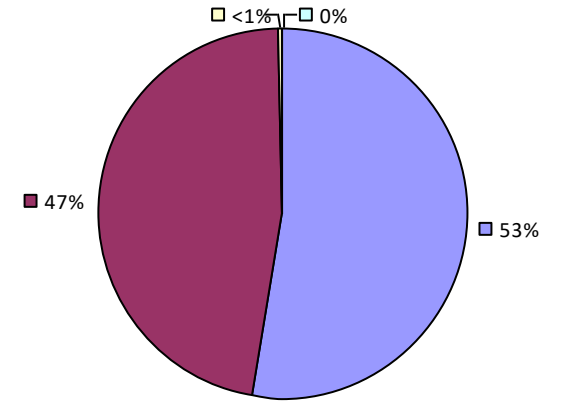
Student Performance



Teacher Observation



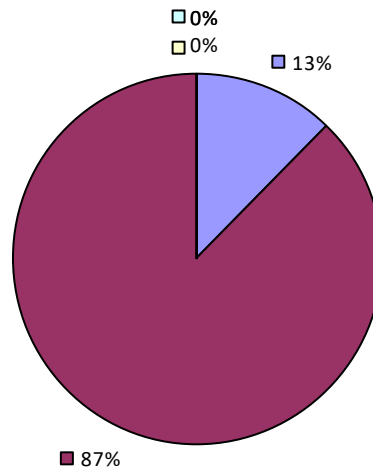
Overall Rating



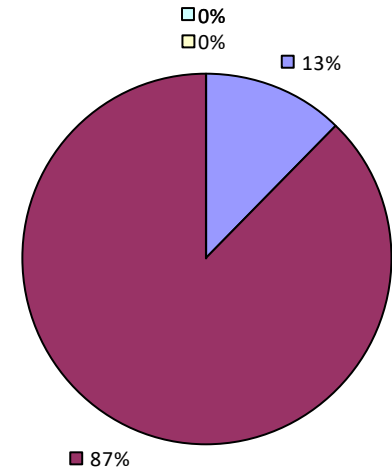
## 2018-19 PRINCIPAL EVALUATION RESULTS

Student performance results not shown due to suppression\*

Principal School Visits



Overall Rating

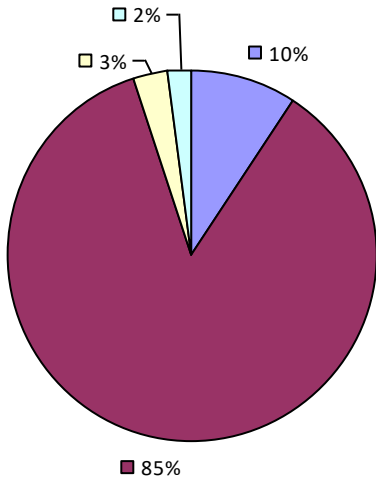


\* Data is suppressed if 100% of teachers/principals received the same rating or if the total teachers/principals in an LEA is less than five.

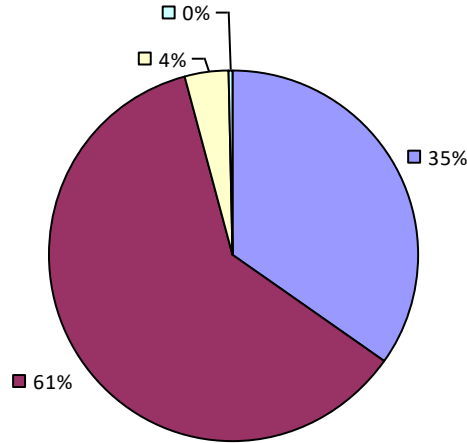
# ROCHESTER CITY SD

## 2018-19 TEACHER EVALUATION RESULTS

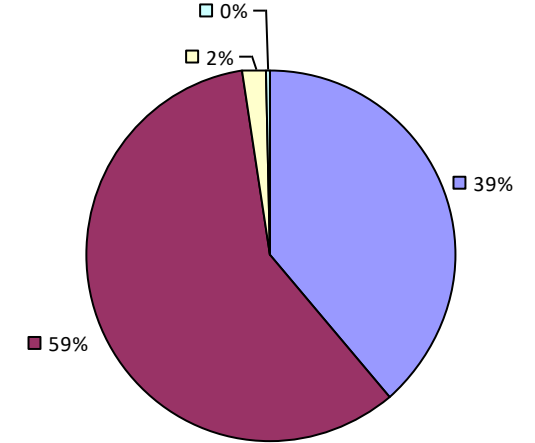
### Student Performance



### Teacher Observation

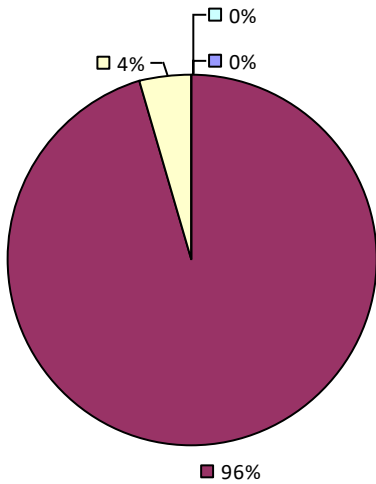


### Overall Rating

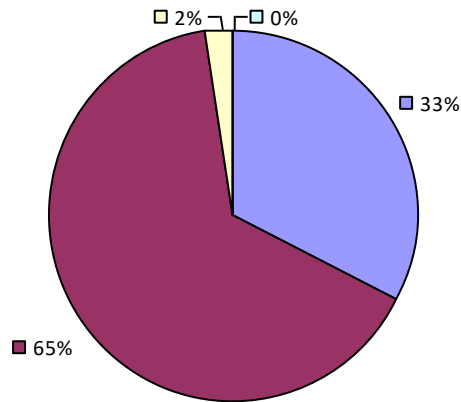


## 2018-19 PRINCIPAL EVALUATION RESULTS

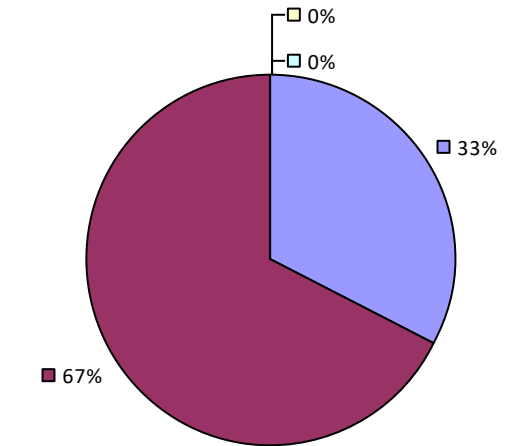
### Student Performance



### Principal School Visits



### Overall Rating

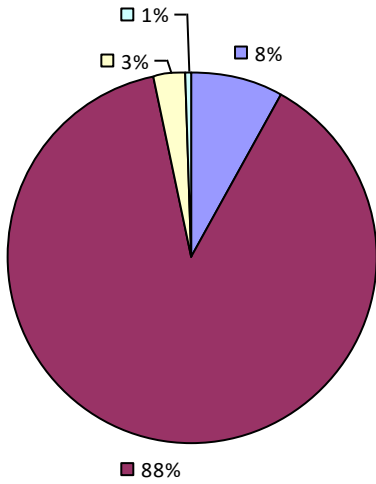


\* Data is suppressed if 100% of teachers/principals received the same rating or if the total teachers/principals in an LEA is less than five.

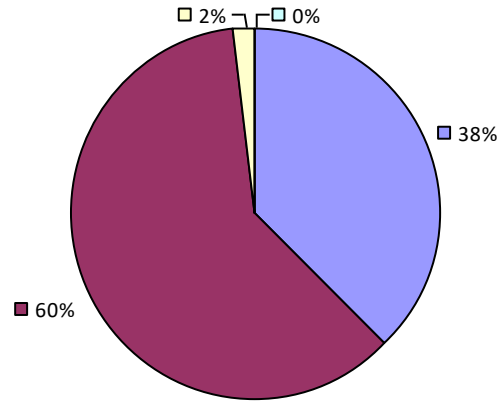
# ROCKLAND BOCES

## 2018-19 TEACHER EVALUATION RESULTS

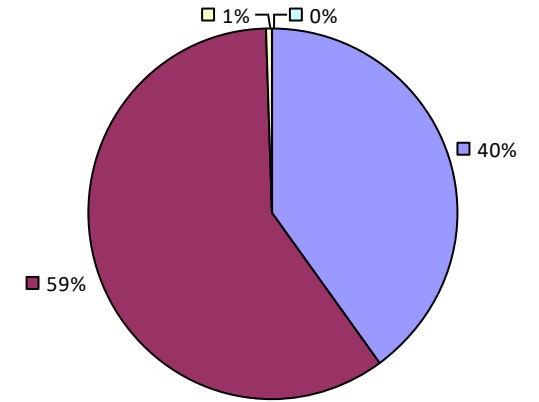
Student Performance



Teacher Observation



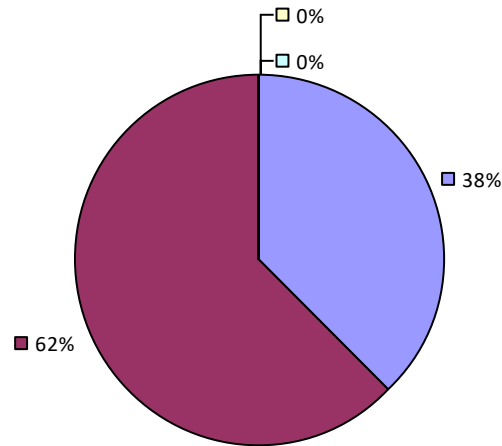
Overall Rating



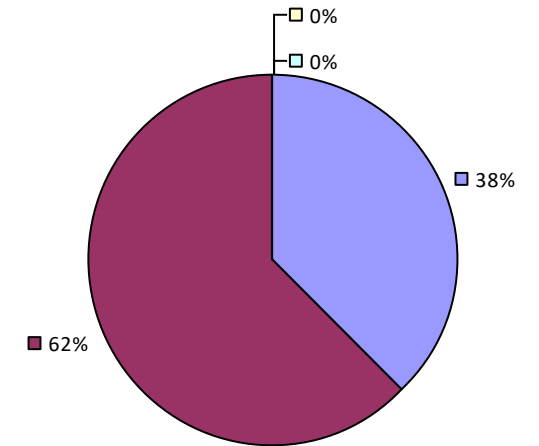
## 2018-19 PRINCIPAL EVALUATION RESULTS

Student performance results not shown due to suppression\*

Principal School Visits



Overall Rating

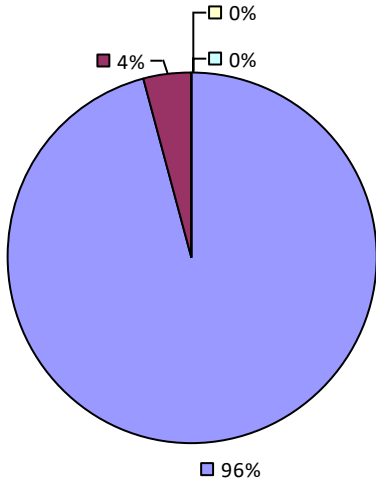


\* Data is suppressed if 100% of teachers/principals received the same rating or if the total teachers/principals in an LEA is less than five.

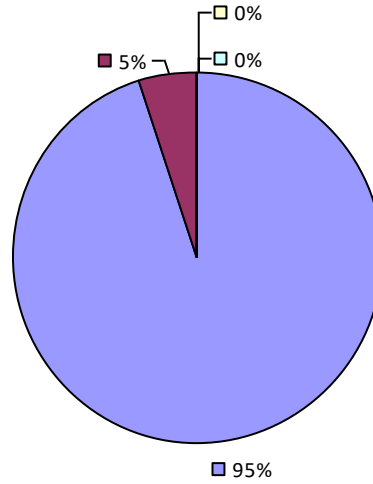
# ROCKVILLE CENTRE UFSD

## 2018-19 TEACHER EVALUATION RESULTS

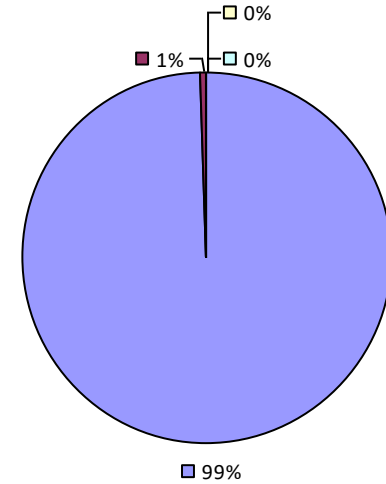
### Student Performance



### Teacher Observation

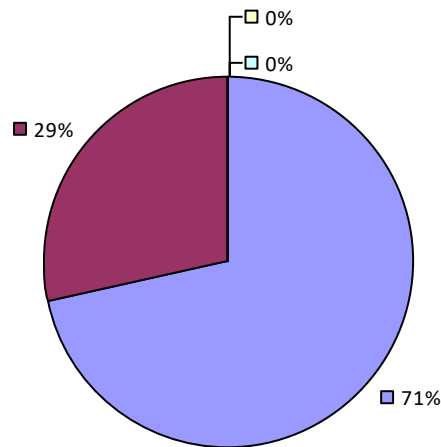


### Overall Rating



*Student performance results not shown due to suppression\**

### Principal School Visits



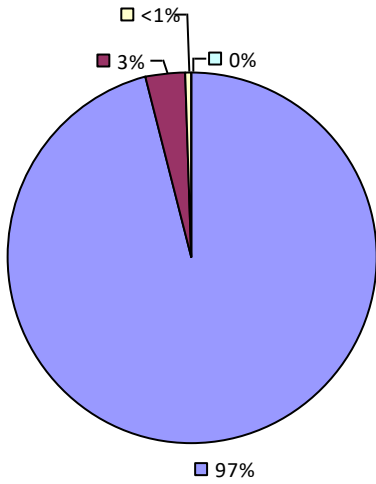
*Overall results not shown due to suppression\**

\* Data is suppressed if 100% of teachers/principals received the same rating or if the total teachers/principals in an LEA is less than five.

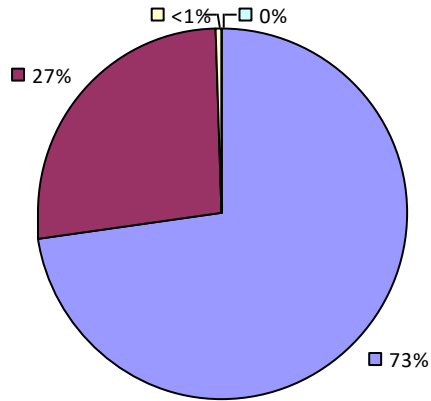
# ROCKY POINT UFSD

## 2018-19 TEACHER EVALUATION RESULTS

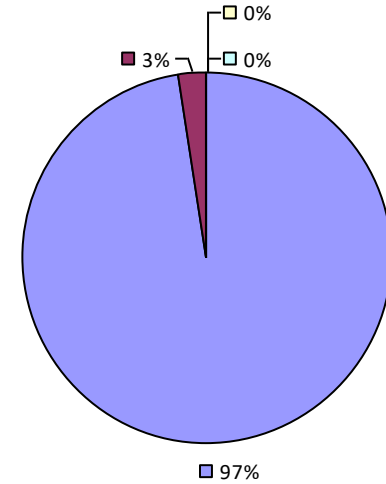
Student Performance



Teacher Observation



Overall Rating



2018-19 PRINCIPAL EVALUATION RESULTS NOT SHOWN DUE TO SUPPRESSION\*

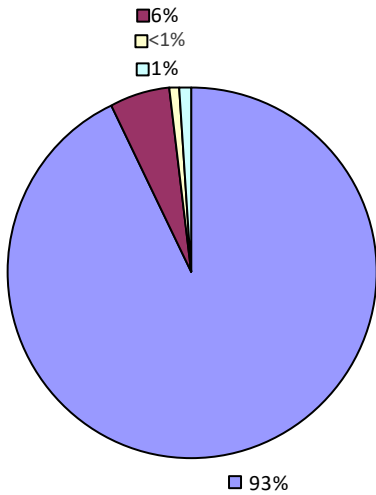
\* Data is suppressed if 100% of teachers/principals received the same rating or if the total teachers/principals in an LEA is less than five.



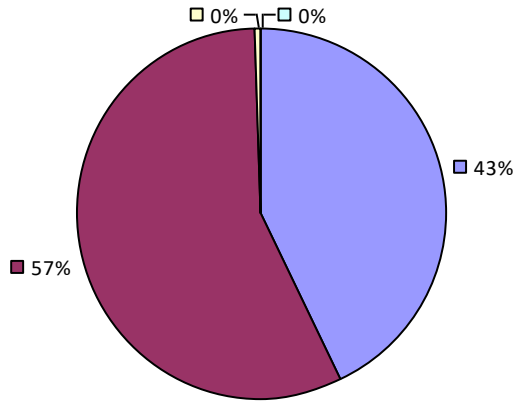
# ROME CITY SD

## 2018-19 TEACHER EVALUATION RESULTS

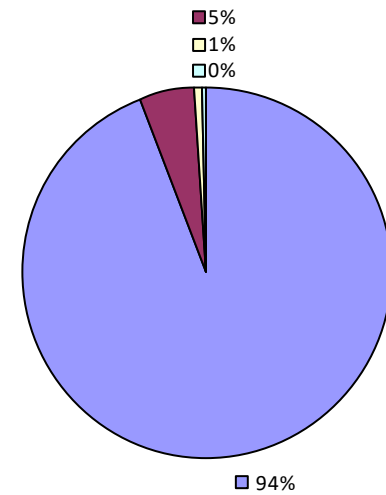
### Student Performance



### Teacher Observation



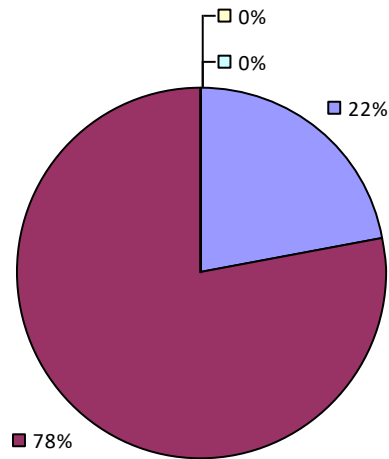
### Overall Rating



## 2018-19 PRINCIPAL EVALUATION RESULTS

Student performance results not shown due to suppression\*

### Principal School Visits



Overall results not shown due to suppression\*

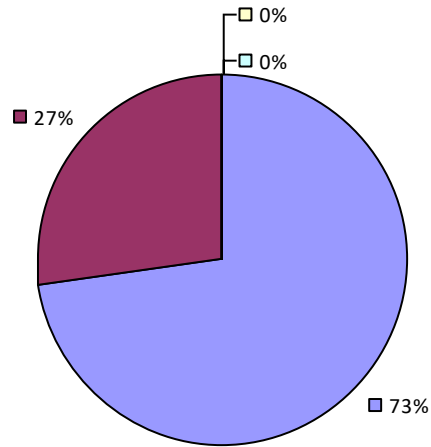
\* Data is suppressed if 100% of teachers/principals received the same rating or if the total teachers/principals in an LEA is less than five.

# ROMULUS CSD

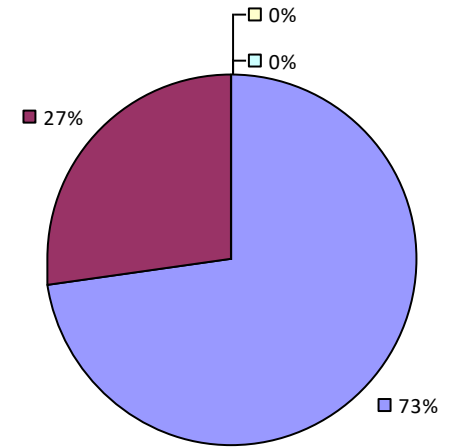
## 2018-19 TEACHER EVALUATION RESULTS

Student performance results not shown due to suppression\*

### Teacher Observation



### Overall Rating



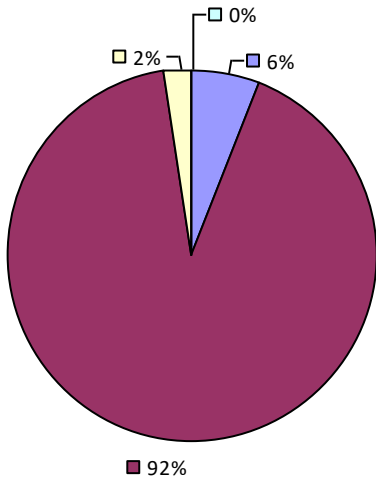
## 2018-19 PRINCIPAL EVALUATION RESULTS NOT SHOWN DUE TO SUPPRESSION\*

\* Data is suppressed if 100% of teachers/principals received the same rating or if the total teachers/principals in an LEA is less than five.

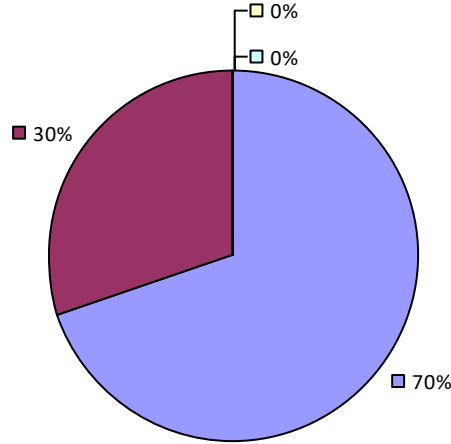
# RONDOUT VALLEY CSD

## 2018-19 TEACHER EVALUATION RESULTS

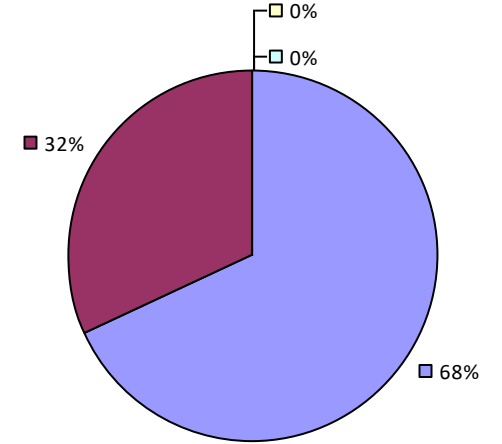
Student Performance



Teacher Observation



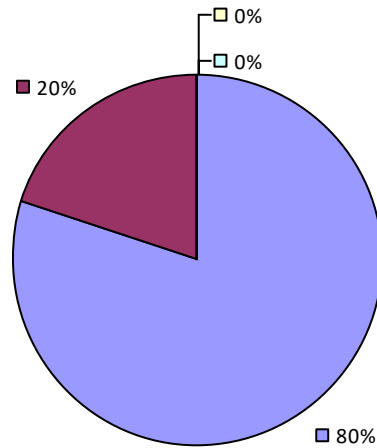
Overall Rating



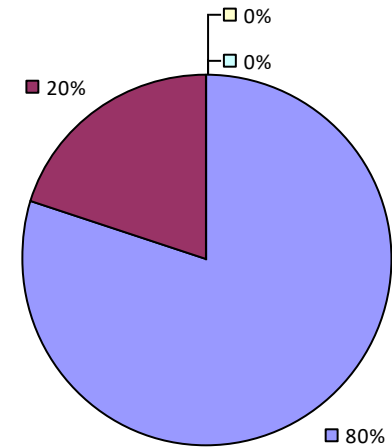
## 2018-19 PRINCIPAL EVALUATION RESULTS

Student performance results not shown due to suppression\*

Principal School Visits



Overall Rating

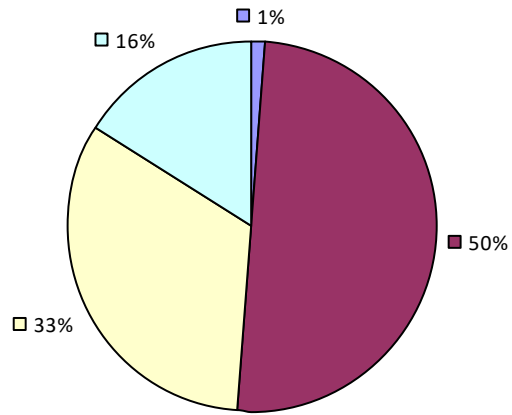


\* Data is suppressed if 100% of teachers/principals received the same rating or if the total teachers/principals in an LEA is less than five.

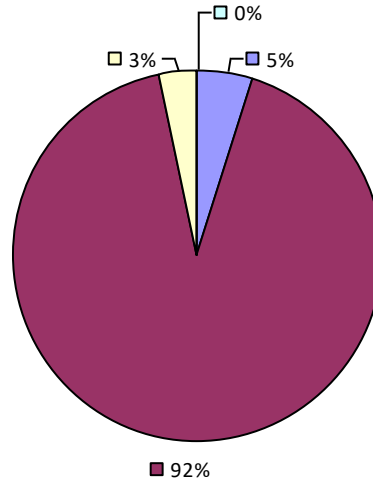
# ROOSEVELT UFSD

## 2018-19 TEACHER EVALUATION RESULTS

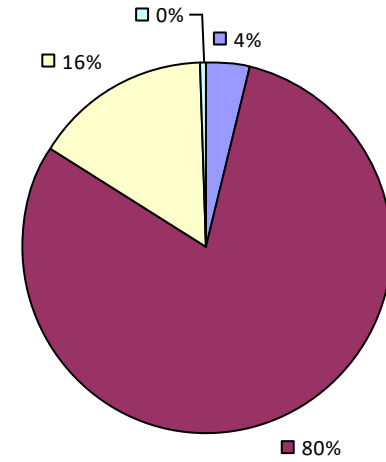
Student Performance



Teacher Observation

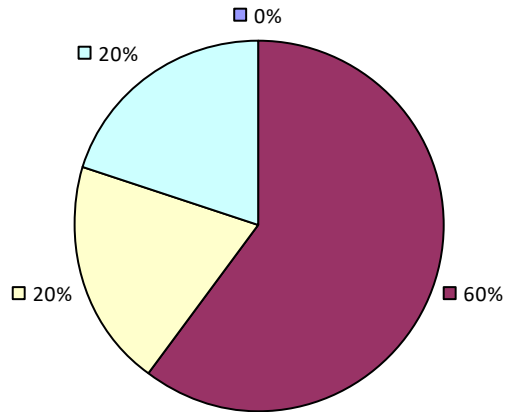


Overall Rating



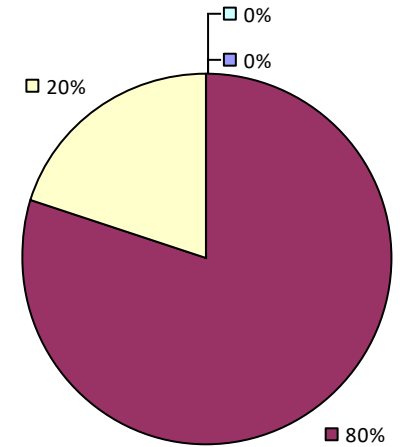
## 2018-19 PRINCIPAL EVALUATION RESULTS

Student Performance



Principal school visit results not shown due to suppression\*

Overall Rating

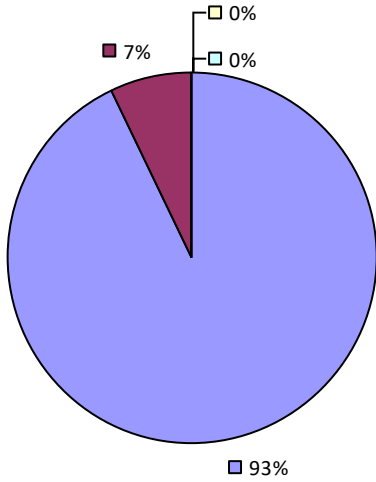


\* Data is suppressed if 100% of teachers/principals received the same rating or if the total teachers/principals in an LEA is less than five.

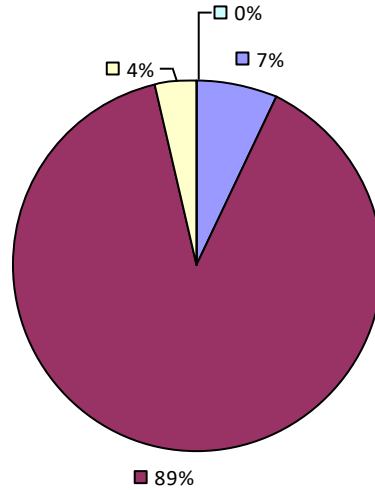
# ROSCOE CSD

## 2018-19 TEACHER EVALUATION RESULTS

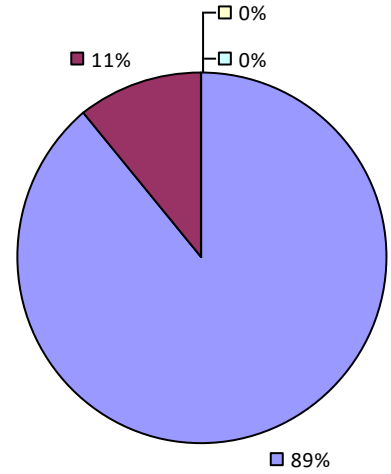
Student Performance



Teacher Observation



Overall Rating



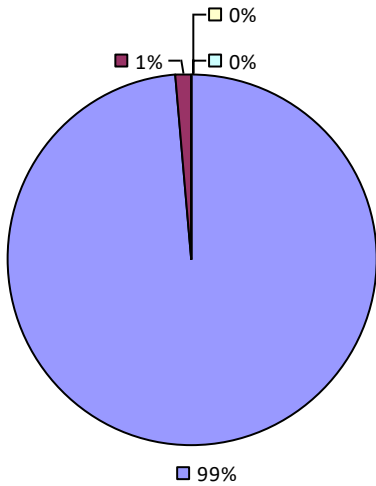
2018-19 PRINCIPAL EVALUATION RESULTS NOT SHOWN DUE TO SUPPRESSION\*

\* Data is suppressed if 100% of teachers/principals received the same rating or if the total teachers/principals in an LEA is less than five.

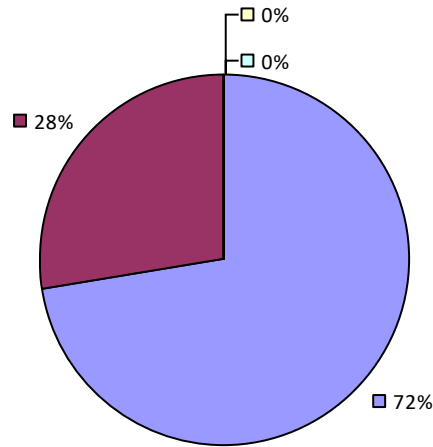
# ROSLYN UFSD

## 2018-19 TEACHER EVALUATION RESULTS

Student Performance



Teacher Observation

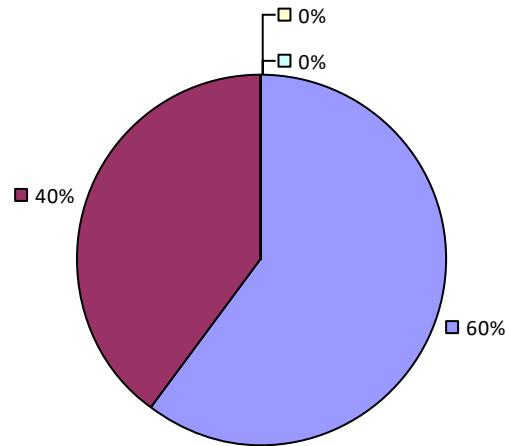


Overall results not shown due to suppression\*

## 2018-19 PRINCIPAL EVALUATION RESULTS

Student performance results not shown due to suppression\*

Principal School Visits



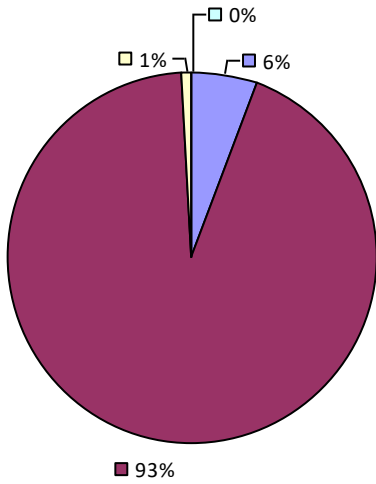
Overall results not shown due to suppression\*

\* Data is suppressed if 100% of teachers/principals received the same rating or if the total teachers/principals in an LEA is less than five.

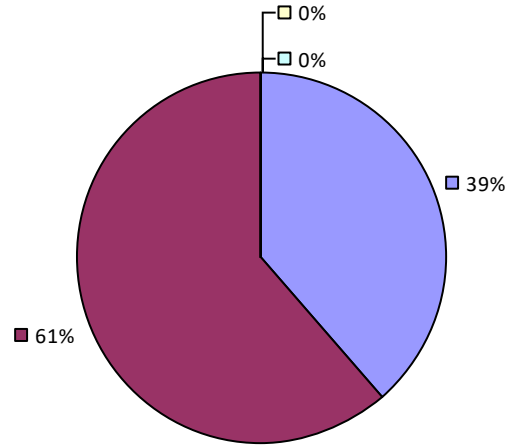
# ROTTERDAM-MOHONASEN CSD

## 2018-19 TEACHER EVALUATION RESULTS

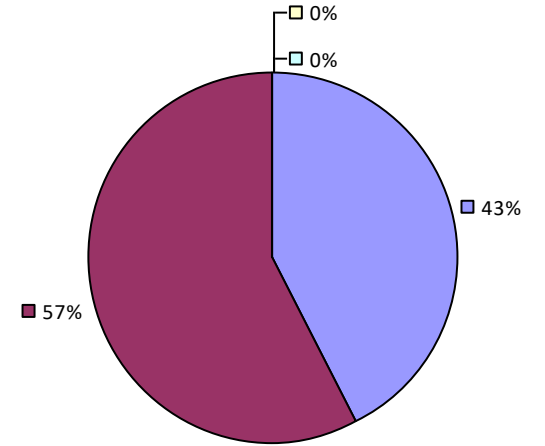
Student Performance



Teacher Observation



Overall Rating



2018-19 PRINCIPAL EVALUATION RESULTS NOT SHOWN DUE TO SUPPRESSION\*

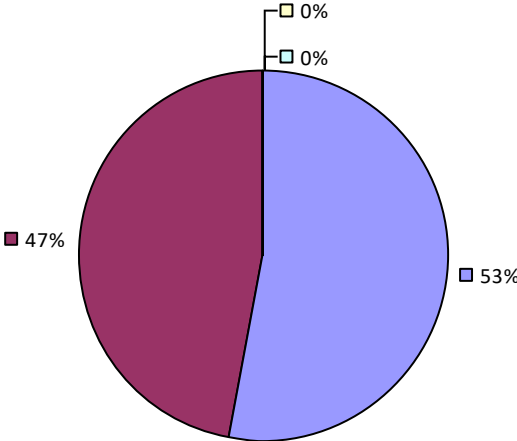
\* Data is suppressed if 100% of teachers/principals received the same rating or if the total teachers/principals in an LEA is less than five.

**ROXBURY CSD**

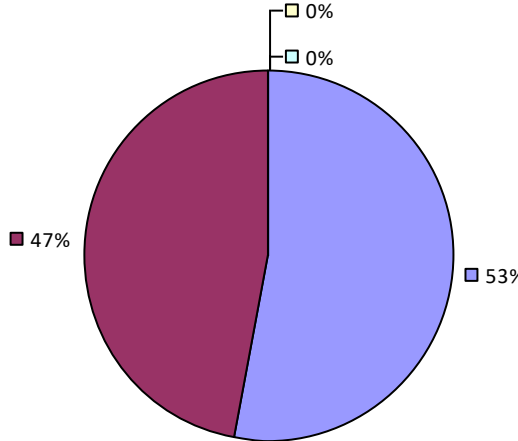
**2018-19 TEACHER EVALUATION RESULTS**

*Student performance results not shown due to suppression\**

**Teacher Observation**



**Overall Rating**



**2018-19 PRINCIPAL EVALUATION RESULTS NOT SHOWN DUE TO SUPPRESSION\***

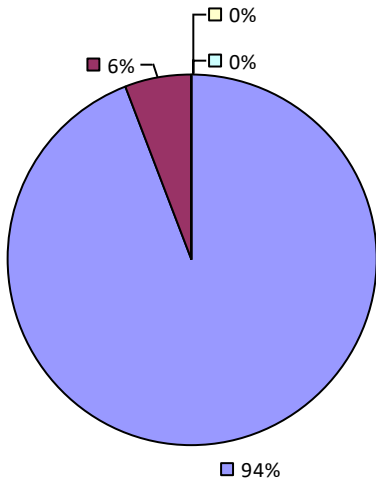
\* Data is suppressed if 100% of teachers/principals received the same rating or if the total teachers/principals in an LEA is less than five.



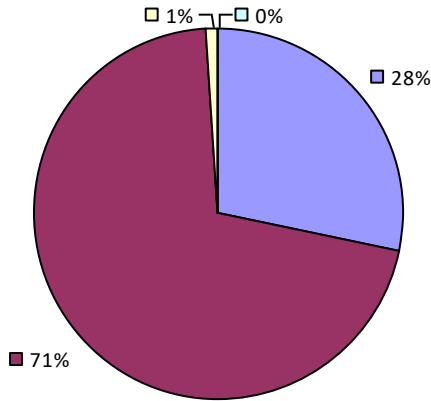
# ROYALTON-HARTLAND CSD

## 2018-19 TEACHER EVALUATION RESULTS

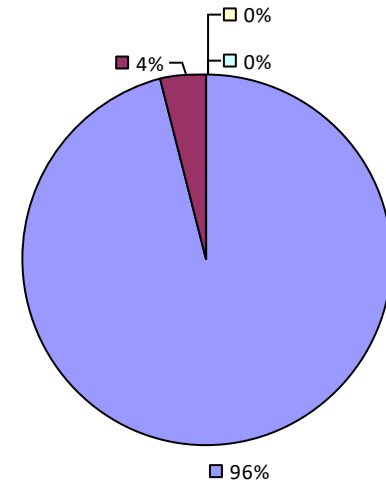
### Student Performance



### Teacher Observation



### Overall Rating



2018-19 PRINCIPAL EVALUATION RESULTS NOT SHOWN DUE TO SUPPRESSION\*

\* Data is suppressed if 100% of teachers/principals received the same rating or if the total teachers/principals in an LEA is less than five.

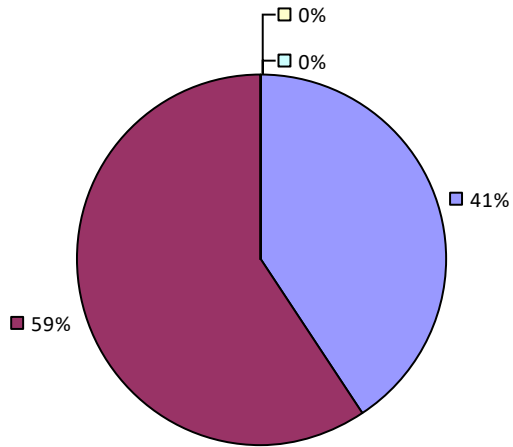
# RUSH-HENRIETTA CSD

## 2018-19 TEACHER EVALUATION RESULTS

Student performance results not shown due to suppression\*

### Teacher Observation

Overall results not shown due to suppression\*

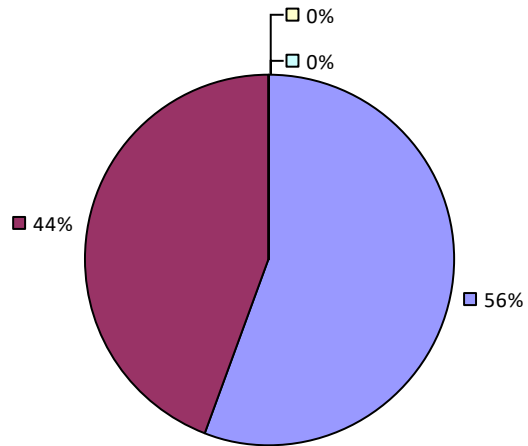


## 2018-19 PRINCIPAL EVALUATION RESULTS

Student performance results not shown due to suppression\*

### Principal School Visits

Overall results not shown due to suppression\*

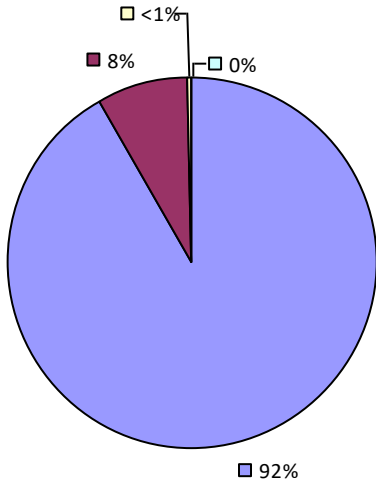


\* Data is suppressed if 100% of teachers/principals received the same rating or if the total teachers/principals in an LEA is less than five.

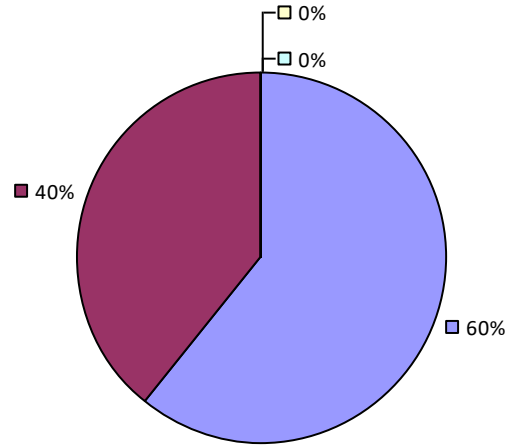
# RYE CITY SD

## 2018-19 TEACHER EVALUATION RESULTS

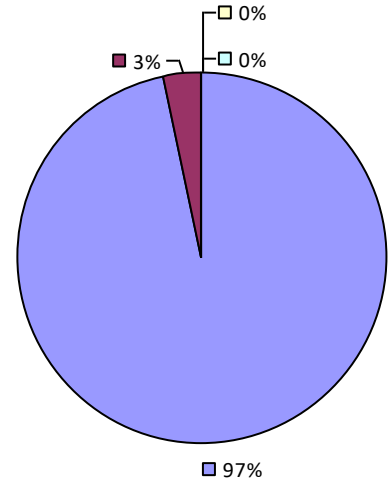
### Student Performance



### Teacher Observation



### Overall Rating



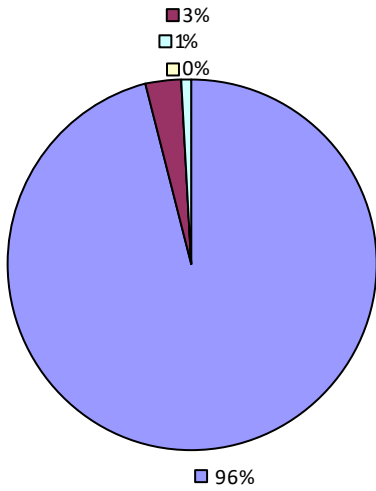
2018-19 PRINCIPAL EVALUATION RESULTS NOT SHOWN DUE TO SUPPRESSION\*

\* Data is suppressed if 100% of teachers/principals received the same rating or if the total teachers/principals in an LEA is less than five.

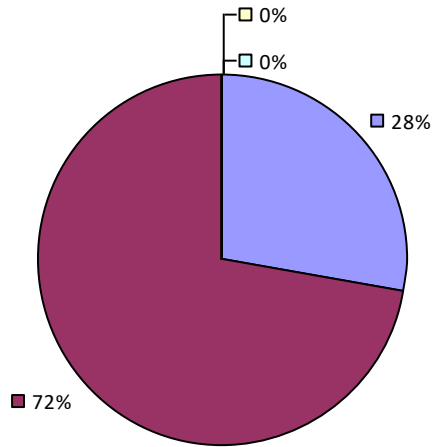
# RYE NECK UFSD

## 2018-19 TEACHER EVALUATION RESULTS

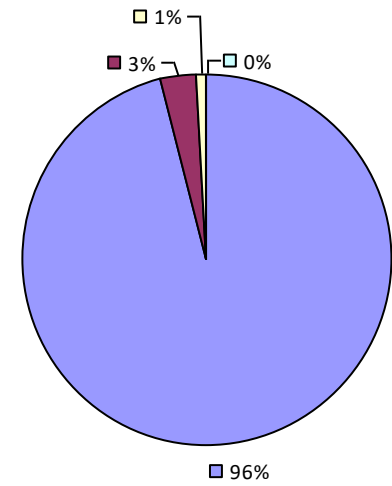
### Student Performance



### Teacher Observation



### Overall Rating



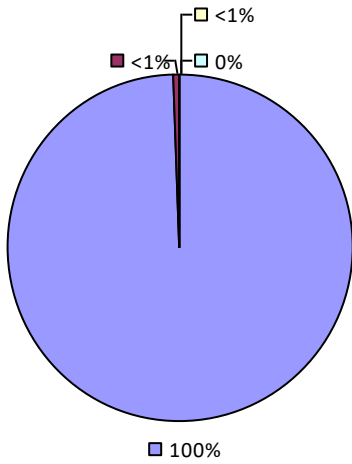
2018-19 PRINCIPAL EVALUATION RESULTS NOT SHOWN DUE TO SUPPRESSION\*

\* Data is suppressed if 100% of teachers/principals received the same rating or if the total teachers/principals in an LEA is less than five.

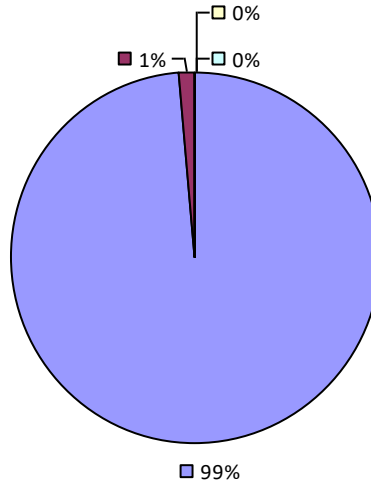
# SACHEM CSD

## 2018-19 TEACHER EVALUATION RESULTS

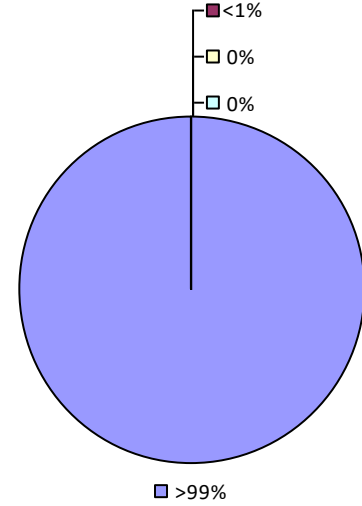
### Student Performance



### Teacher Observation



### Overall Rating



2018-19 PRINCIPAL EVALUATION RESULTS NOT SHOWN DUE TO SUPPRESSION\*

\* Data is suppressed if 100% of teachers/principals received the same rating or if the total teachers/principals in an LEA is less than five.

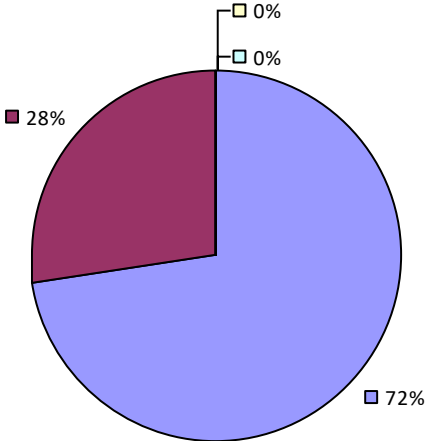
**SACKETS HARBOR CSD**

**2018-19 TEACHER EVALUATION RESULTS**

*Student performance results not shown due to suppression\**

**Teacher Observation**

*Overall results not shown due to suppression\**



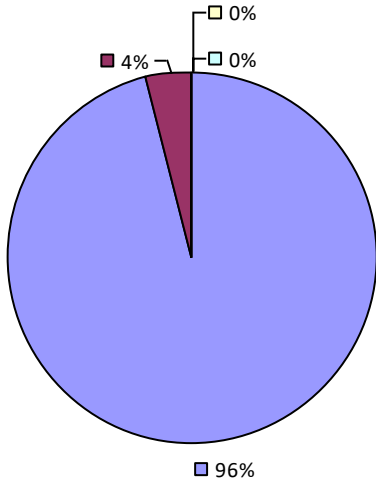
**2018-19 PRINCIPAL EVALUATION RESULTS NOT SHOWN DUE TO SUPPRESSION\***

*\* Data is suppressed if 100% of teachers/principals received the same rating or if the total teachers/principals in an LEA is less than five.*

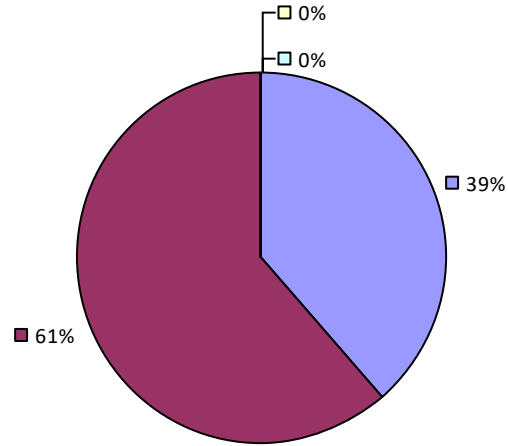
# SAG HARBOR UFSD

## 2018-19 TEACHER EVALUATION RESULTS

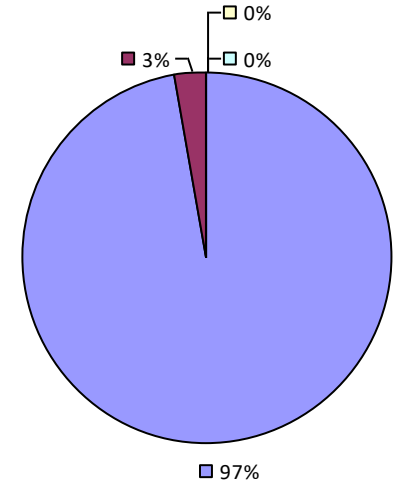
### Student Performance



### Teacher Observation



### Overall Rating



## 2018-19 PRINCIPAL EVALUATION RESULTS NOT SUBMITTED

\* Data is suppressed if 100% of teachers/principals received the same rating or if the total teachers/principals in an LEA is less than five.

**SAGAPONACK COMN SD**

*2018-19 TEACHER EVALUATION RESULTS NOT SHOWN DUE TO SUPPRESSION\**

*2018-19 PRINCIPAL EVALUATION RESULTS NOT SHOWN DUE TO SUPPRESSION\**

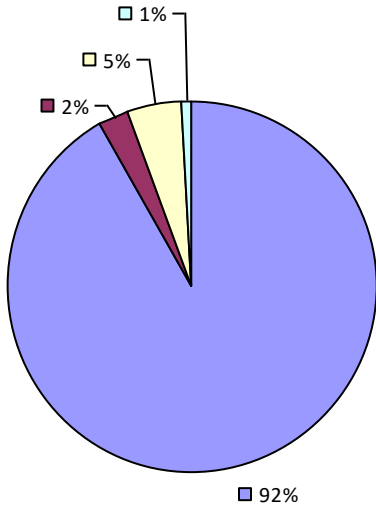
*\* Data is suppressed if 100% of teachers/principals received the same rating or if the total teachers/principals in an LEA is less than five.*



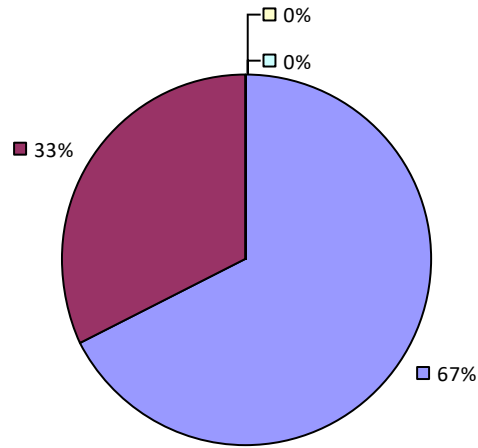
# SALAMANCA CITY SD

## 2018-19 TEACHER EVALUATION RESULTS

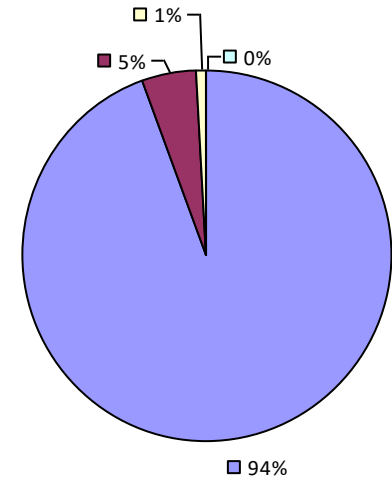
### Student Performance



### Teacher Observation



### Overall Rating



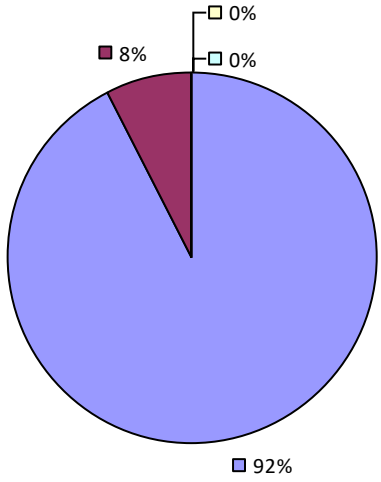
2018-19 PRINCIPAL EVALUATION RESULTS NOT SHOWN DUE TO SUPPRESSION\*

\* Data is suppressed if 100% of teachers/principals received the same rating or if the total teachers/principals in an LEA is less than five.

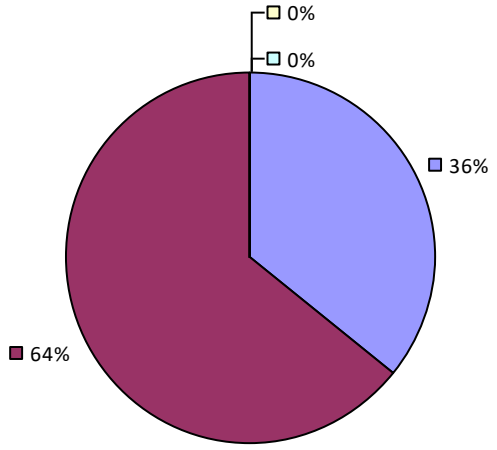
# SALEM CSD

## 2018-19 TEACHER EVALUATION RESULTS

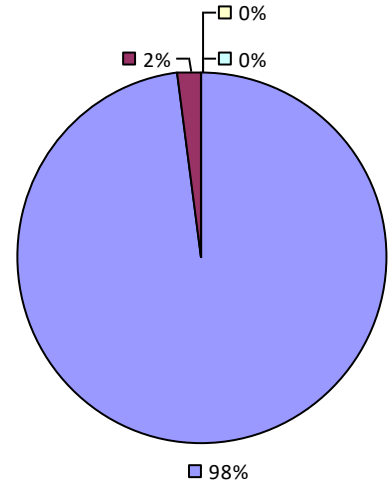
Student Performance



Teacher Observation



Overall Rating



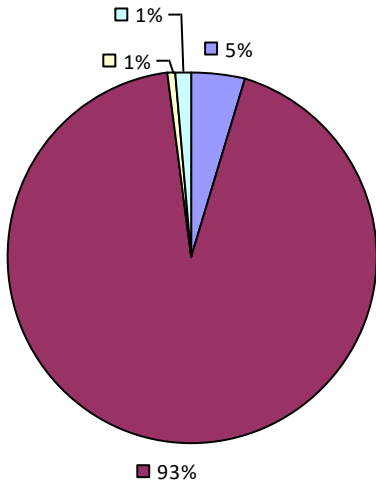
2018-19 PRINCIPAL EVALUATION RESULTS NOT SHOWN DUE TO SUPPRESSION\*

\* Data is suppressed if 100% of teachers/principals received the same rating or if the total teachers/principals in an LEA is less than five.

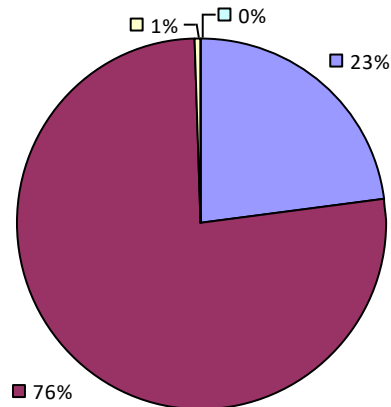
# SALMON RIVER CSD

## 2018-19 TEACHER EVALUATION RESULTS

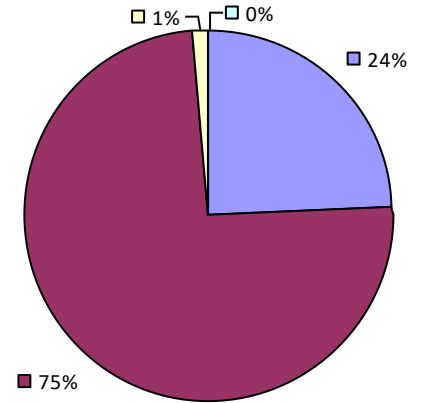
Student Performance



Teacher Observation



Overall Rating



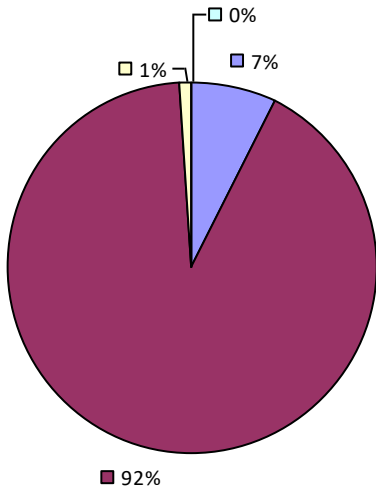
2018-19 PRINCIPAL EVALUATION RESULTS NOT SHOWN DUE TO SUPPRESSION\*

\* Data is suppressed if 100% of teachers/principals received the same rating or if the total teachers/principals in an LEA is less than five.

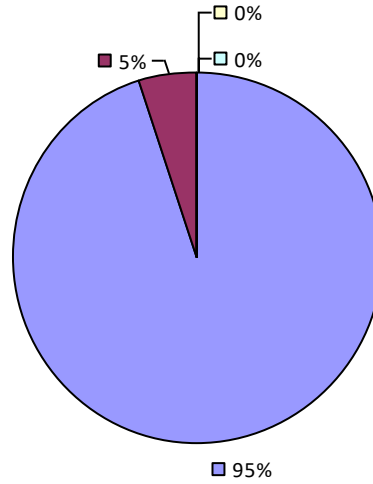
# SANDY CREEK CSD

## 2018-19 TEACHER EVALUATION RESULTS

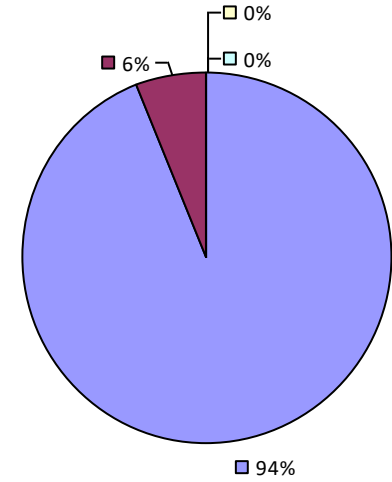
Student Performance



Teacher Observation



Overall Rating



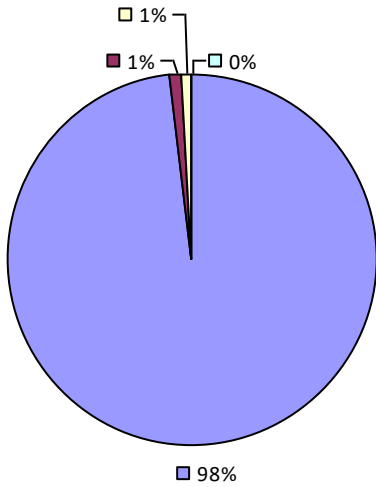
2018-19 PRINCIPAL EVALUATION RESULTS NOT SHOWN DUE TO SUPPRESSION\*

\* Data is suppressed if 100% of teachers/principals received the same rating or if the total teachers/principals in an LEA is less than five.

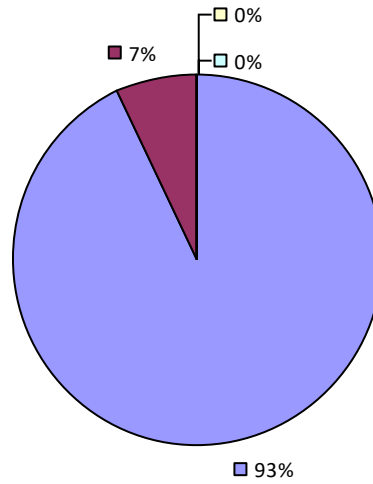
# SARANAC CSD

## 2018-19 TEACHER EVALUATION RESULTS

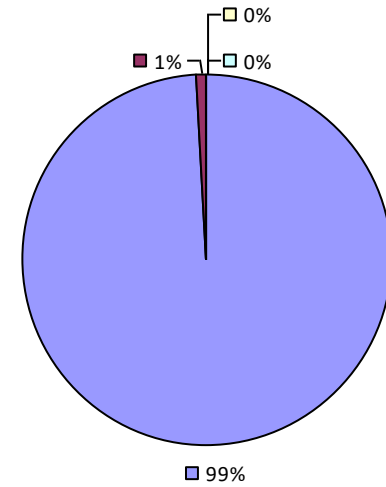
Student Performance



Teacher Observation



Overall Rating



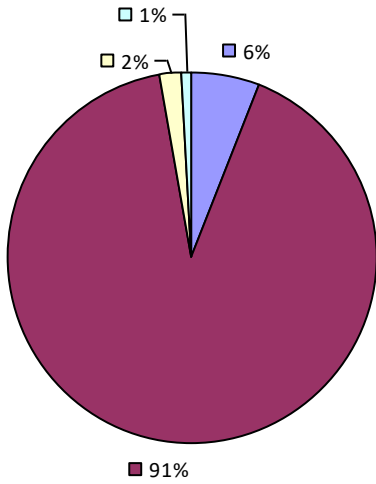
2018-19 PRINCIPAL EVALUATION RESULTS NOT SHOWN DUE TO SUPPRESSION\*

\* Data is suppressed if 100% of teachers/principals received the same rating or if the total teachers/principals in an LEA is less than five.

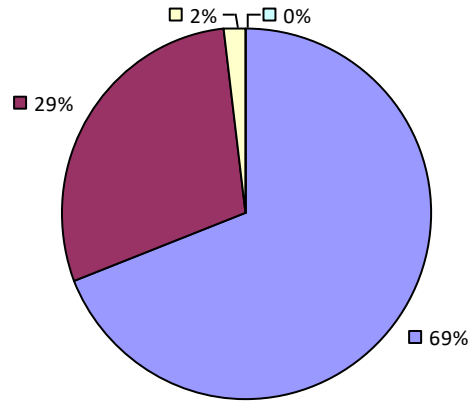
# SARANAC LAKE CSD

## 2018-19 TEACHER EVALUATION RESULTS

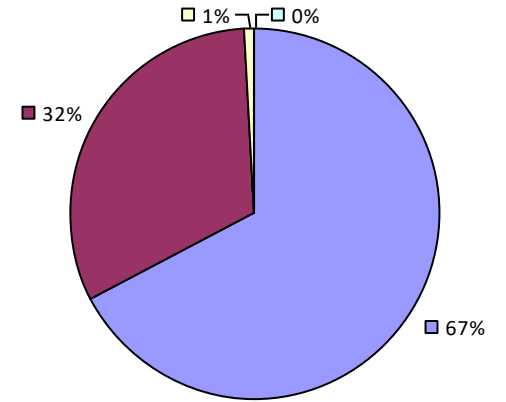
### Student Performance



### Teacher Observation



### Overall Rating



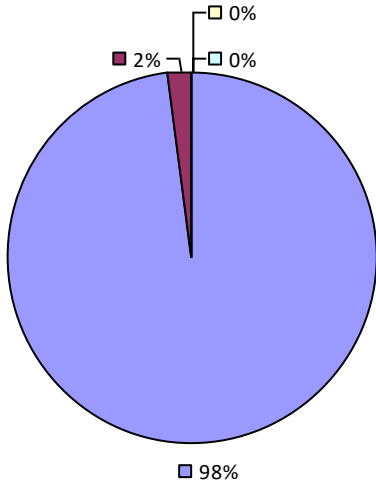
2018-19 PRINCIPAL EVALUATION RESULTS NOT SHOWN DUE TO SUPPRESSION\*

\* Data is suppressed if 100% of teachers/principals received the same rating or if the total teachers/principals in an LEA is less than five.

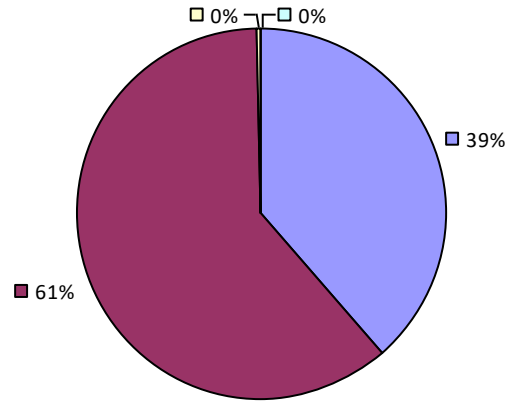
# SARATOGA SPRINGS CITY SD

## 2018-19 TEACHER EVALUATION RESULTS

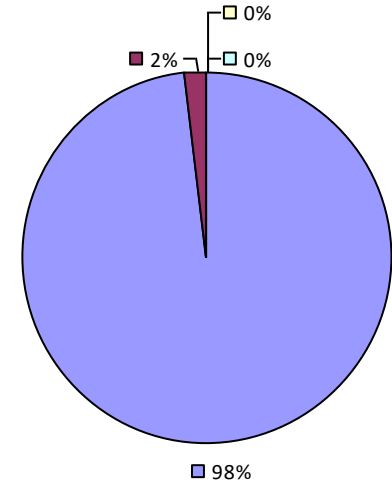
### Student Performance



### Teacher Observation



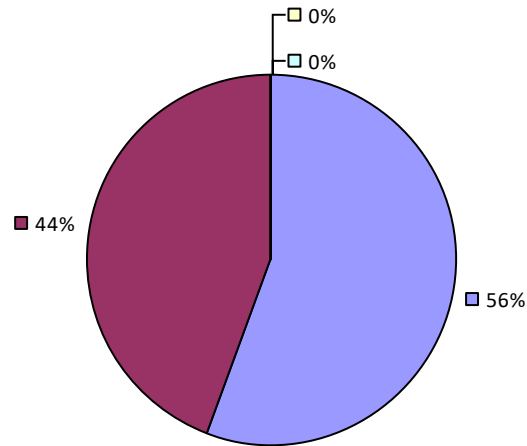
### Overall Rating



## 2018-19 PRINCIPAL EVALUATION RESULTS

Student performance results not shown due to suppression\*

### Principal School Visits



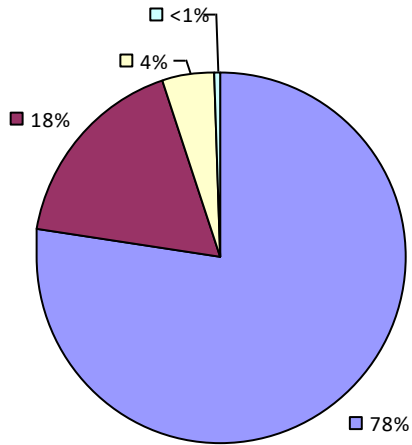
Overall results not shown due to suppression\*

\* Data is suppressed if 100% of teachers/principals received the same rating or if the total teachers/principals in an LEA is less than five.

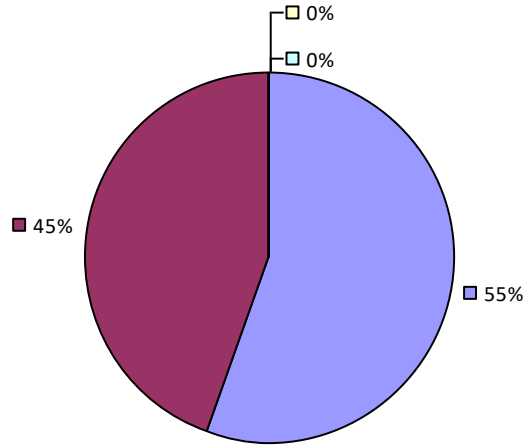
# SAUGERTIES CSD

## 2018-19 TEACHER EVALUATION RESULTS

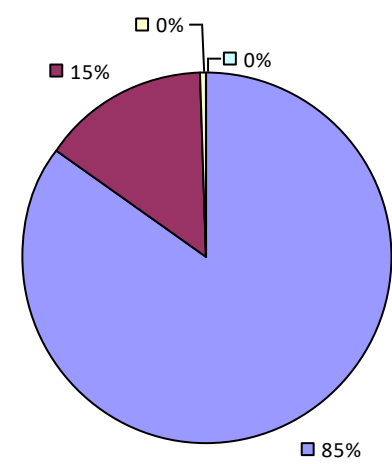
Student Performance



Teacher Observation



Overall Rating



2018-19 PRINCIPAL EVALUATION RESULTS NOT SHOWN DUE TO SUPPRESSION\*

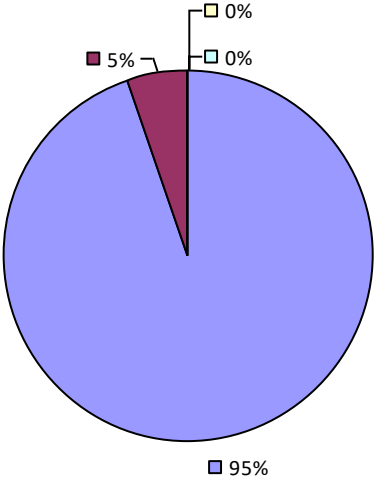
\* Data is suppressed if 100% of teachers/principals received the same rating or if the total teachers/principals in an LEA is less than five.



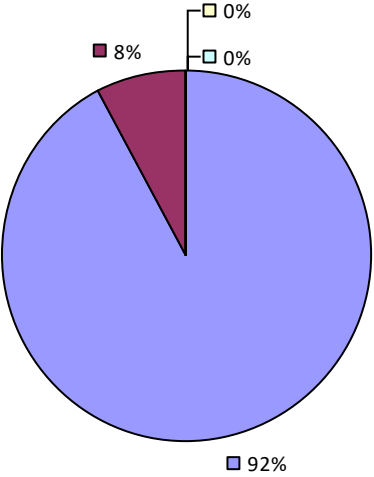
# SAUQUOIT VALLEY CSD

## 2018-19 TEACHER EVALUATION RESULTS

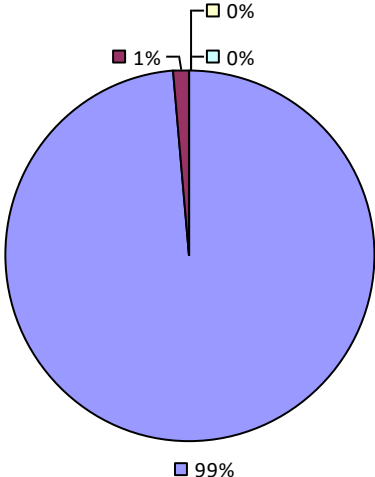
Student Performance



Teacher Observation



Overall Rating



2018-19 PRINCIPAL EVALUATION RESULTS NOT SHOWN DUE TO SUPPRESSION\*

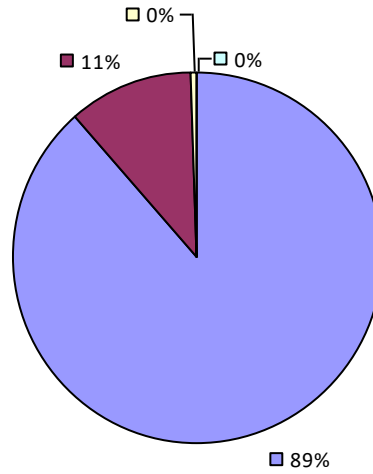
\* Data is suppressed if 100% of teachers/principals received the same rating or if the total teachers/principals in an LEA is less than five.

# SAYVILLE UFSD

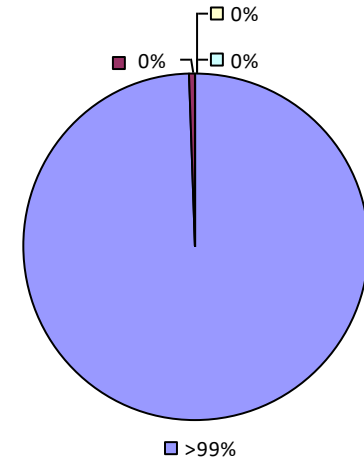
## 2018-19 TEACHER EVALUATION RESULTS

Student performance results not shown due to suppression\*

### Teacher Observation



### Overall Rating



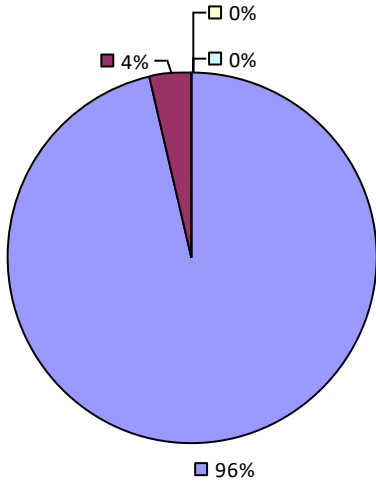
## 2018-19 PRINCIPAL EVALUATION RESULTS NOT SHOWN DUE TO SUPPRESSION\*

\* Data is suppressed if 100% of teachers/principals received the same rating or if the total teachers/principals in an LEA is less than five.

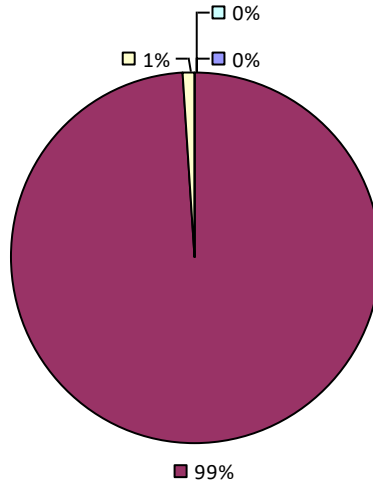
# SCARSDALE UFSD

## 2018-19 TEACHER EVALUATION RESULTS

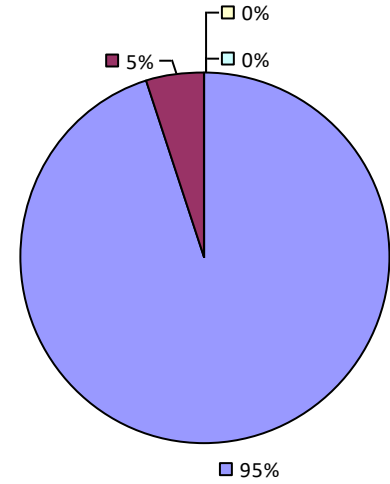
Student Performance



Teacher Observation



Overall Rating



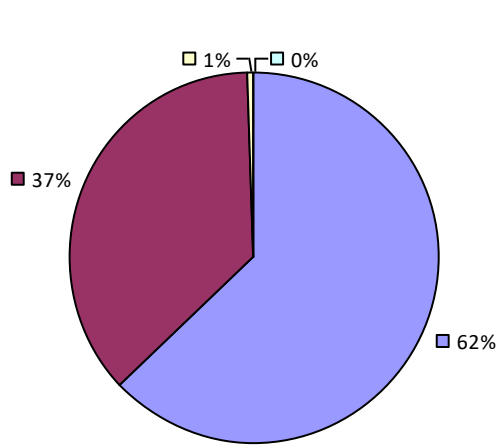
2018-19 PRINCIPAL EVALUATION RESULTS NOT SHOWN DUE TO SUPPRESSION\*

\* Data is suppressed if 100% of teachers/principals received the same rating or if the total teachers/principals in an LEA is less than five.

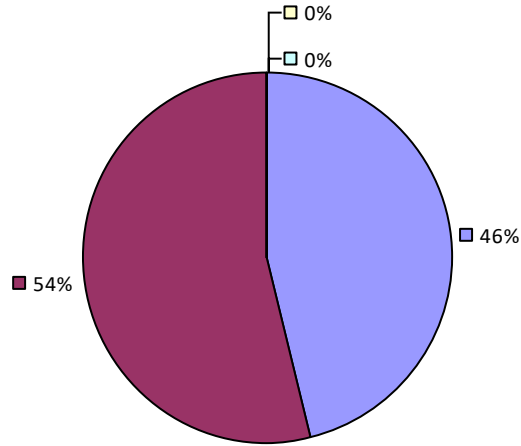
# SCHALMONT CSD

## 2018-19 TEACHER EVALUATION RESULTS

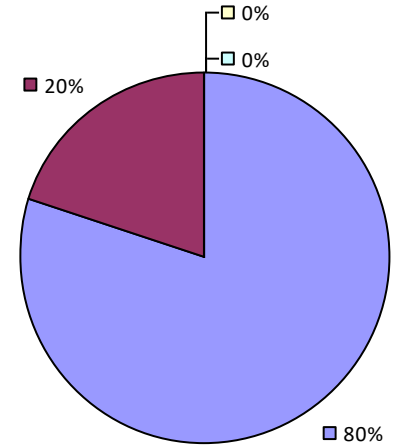
Student Performance



Teacher Observation



Overall Rating



2018-19 PRINCIPAL EVALUATION RESULTS NOT SHOWN DUE TO SUPPRESSION\*

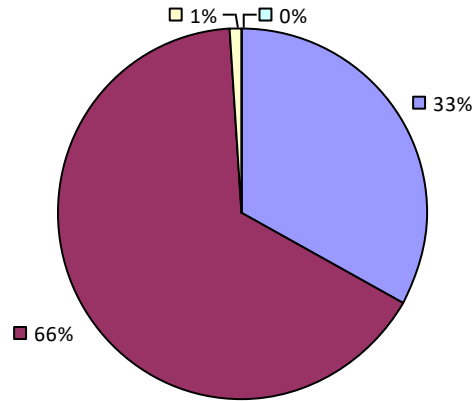
\* Data is suppressed if 100% of teachers/principals received the same rating or if the total teachers/principals in an LEA is less than five.

# SCHENECTADY CITY SD

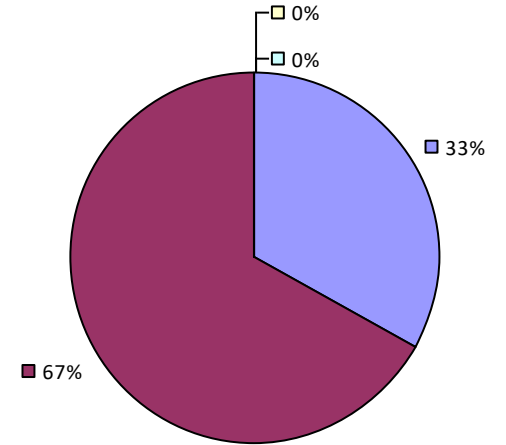
## 2018-19 TEACHER EVALUATION RESULTS

Student performance results not shown due to suppression\*

### Teacher Observation

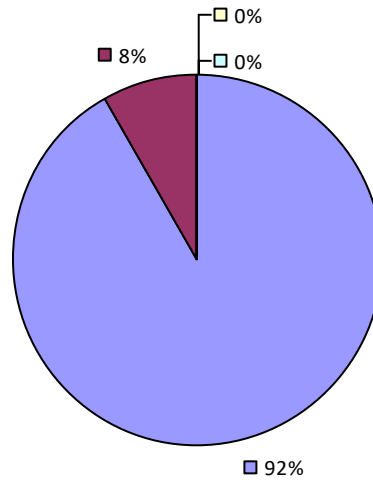


### Overall Rating

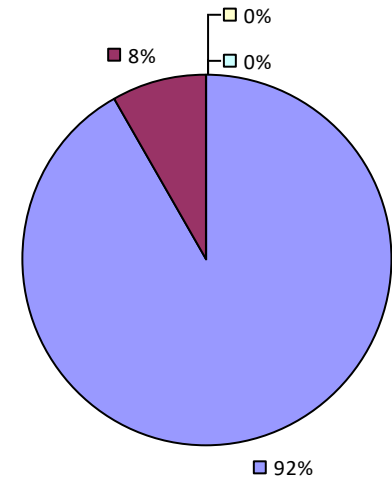


Student performance results not shown due to suppression\*

### Principal School Visits



### Overall Rating

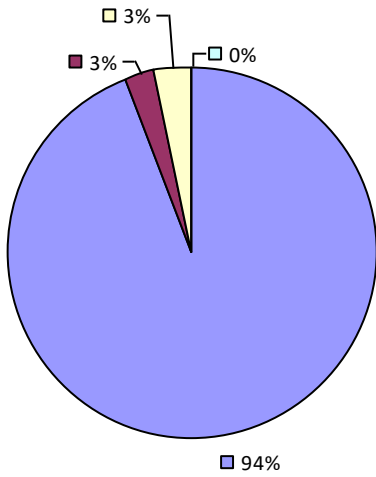


\* Data is suppressed if 100% of teachers/principals received the same rating or if the total teachers/principals in an LEA is less than five.

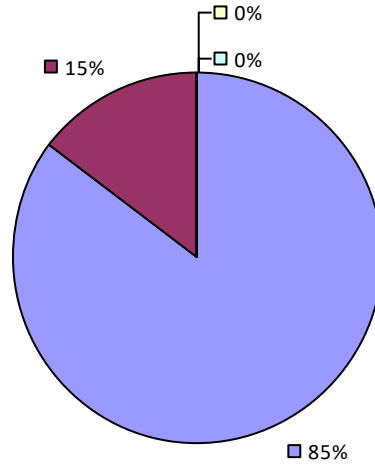
# SCHENEVUS CSD

## 2018-19 TEACHER EVALUATION RESULTS

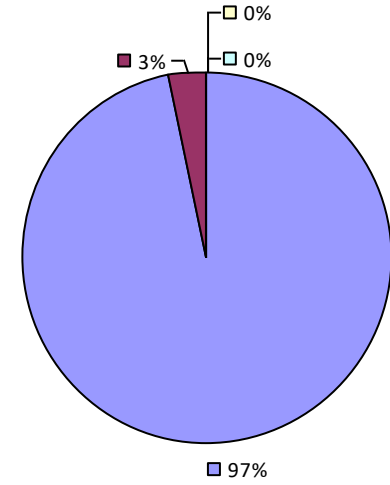
Student Performance



Teacher Observation



Overall Rating



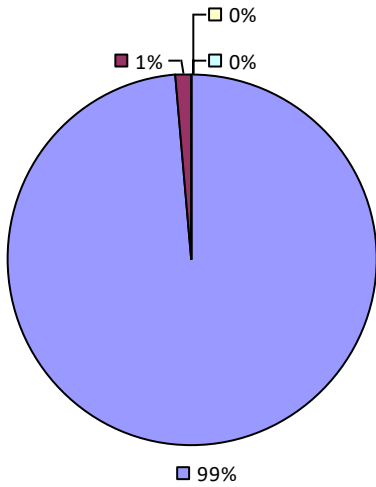
2018-19 PRINCIPAL EVALUATION RESULTS NOT SHOWN DUE TO SUPPRESSION\*

\* Data is suppressed if 100% of teachers/principals received the same rating or if the total teachers/principals in an LEA is less than five.

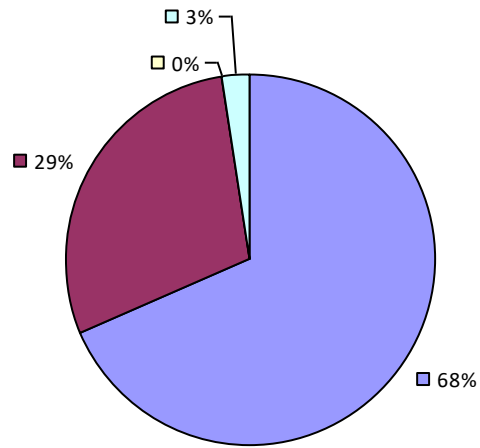
# SCHODACK CSD

## 2018-19 TEACHER EVALUATION RESULTS

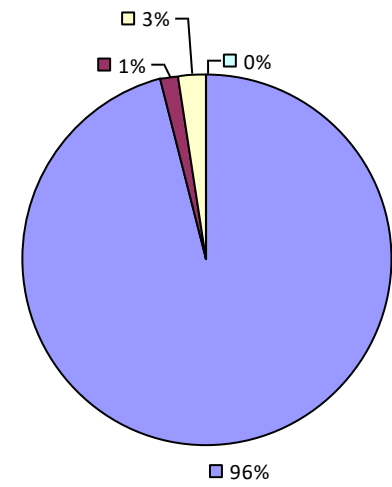
### Student Performance



### Teacher Observation



### Overall Rating



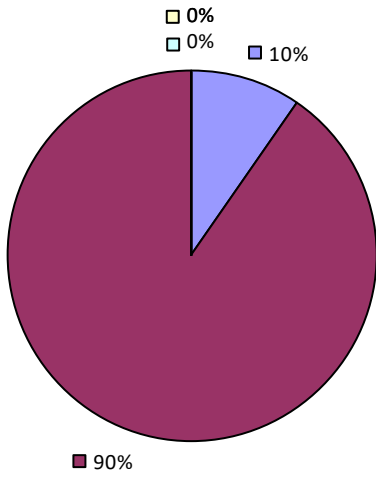
2018-19 PRINCIPAL EVALUATION RESULTS NOT SHOWN DUE TO SUPPRESSION\*

\* Data is suppressed if 100% of teachers/principals received the same rating or if the total teachers/principals in an LEA is less than five.

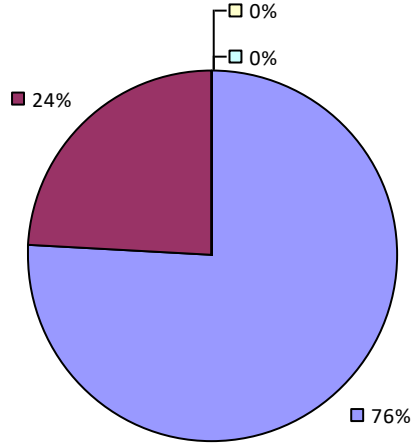
# SCHOHARIE CSD

## 2018-19 TEACHER EVALUATION RESULTS

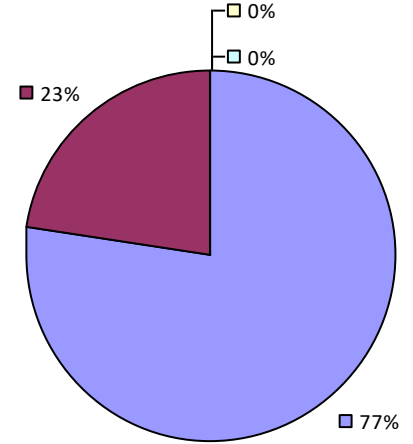
Student Performance



Teacher Observation



Overall Rating



2018-19 PRINCIPAL EVALUATION RESULTS NOT SHOWN DUE TO SUPPRESSION\*

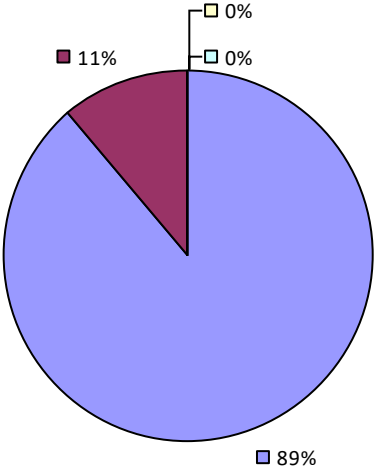
\* Data is suppressed if 100% of teachers/principals received the same rating or if the total teachers/principals in an LEA is less than five.



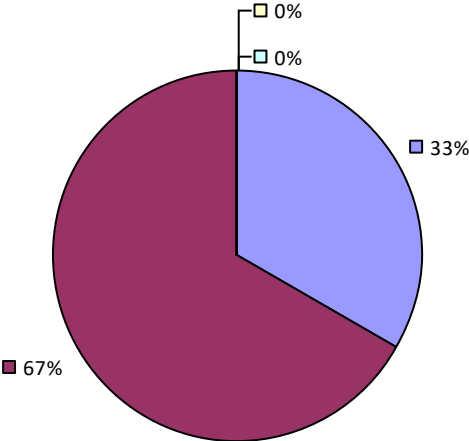
# SCHROON LAKE CSD

## 2018-19 TEACHER EVALUATION RESULTS

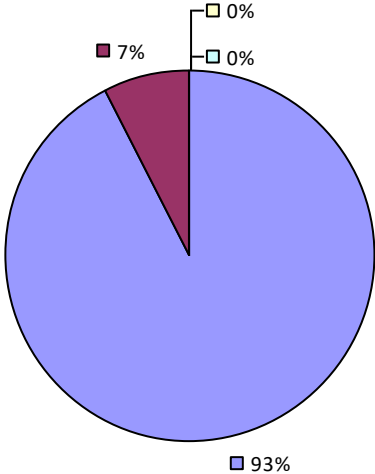
Student Performance



Teacher Observation



Overall Rating



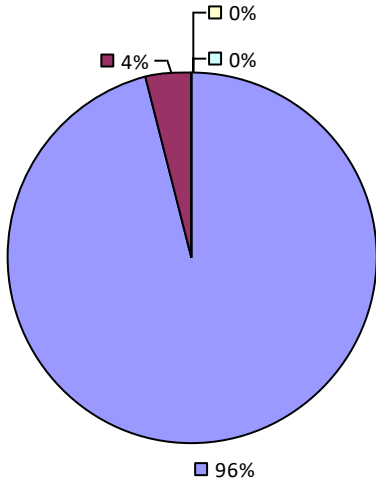
2018-19 PRINCIPAL EVALUATION RESULTS NOT SHOWN DUE TO SUPPRESSION\*

\* Data is suppressed if 100% of teachers/principals received the same rating or if the total teachers/principals in an LEA is less than five.

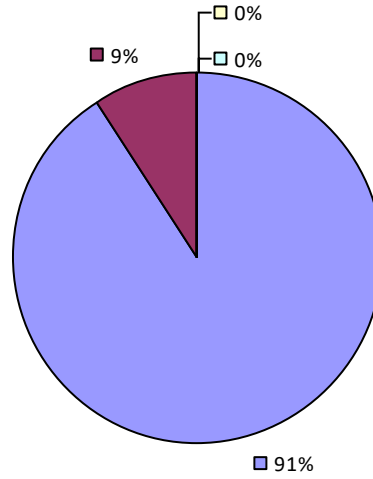
# SCHUYLERVILLE CSD

## 2018-19 TEACHER EVALUATION RESULTS

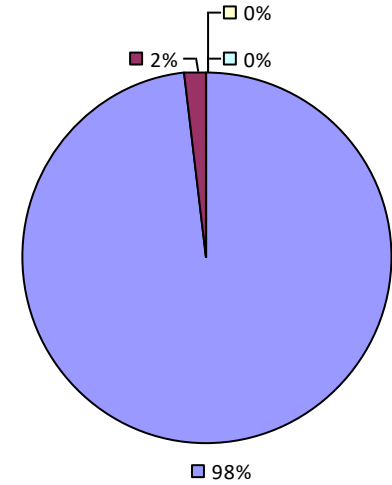
Student Performance



Teacher Observation



Overall Rating



2018-19 PRINCIPAL EVALUATION RESULTS NOT SHOWN DUE TO SUPPRESSION\*

\* Data is suppressed if 100% of teachers/principals received the same rating or if the total teachers/principals in an LEA is less than five.

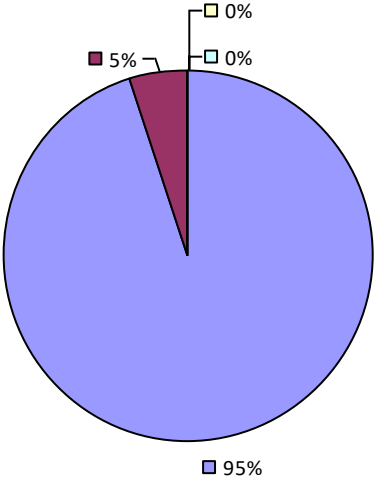
SCIO CSD

2018-19 TEACHER EVALUATION RESULTS

Student Performance

Teacher observation results not shown due to suppression\*

Overall results not shown due to suppression\*



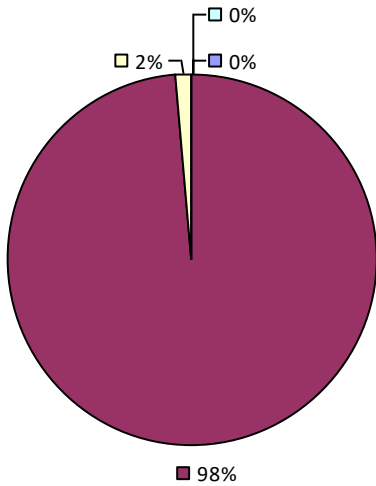
2018-19 PRINCIPAL EVALUATION RESULTS NOT SHOWN DUE TO SUPPRESSION\*

\* Data is suppressed if 100% of teachers/principals received the same rating or if the total teachers/principals in an LEA is less than five.

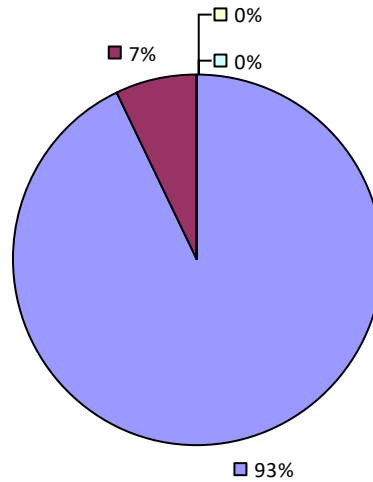
# SCOTIA-GLENVILLE CSD

## 2018-19 TEACHER EVALUATION RESULTS

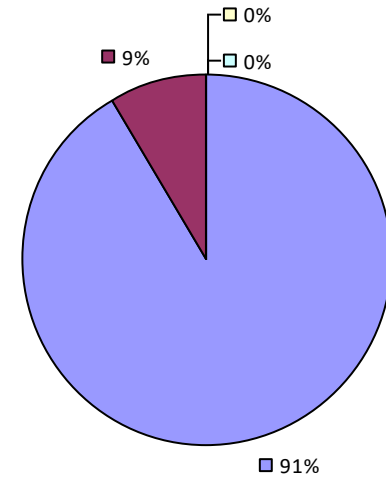
### Student Performance



### Teacher Observation

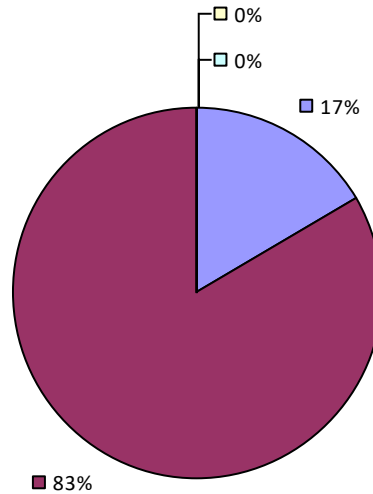


### Overall Rating



*Student performance results not shown due to suppression\**

### Principal School Visits



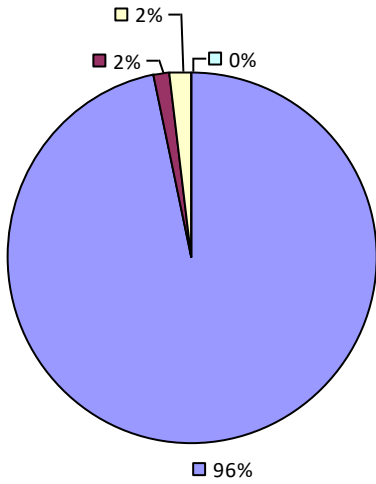
*Overall results not shown due to suppression\**

\* Data is suppressed if 100% of teachers/principals received the same rating or if the total teachers/principals in an LEA is less than five.

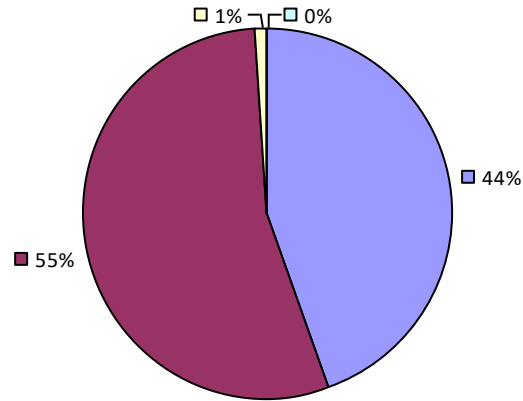
# SEAFORD UFSD

## 2018-19 TEACHER EVALUATION RESULTS

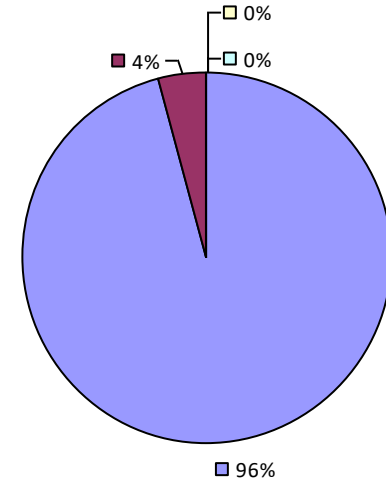
Student Performance



Teacher Observation



Overall Rating



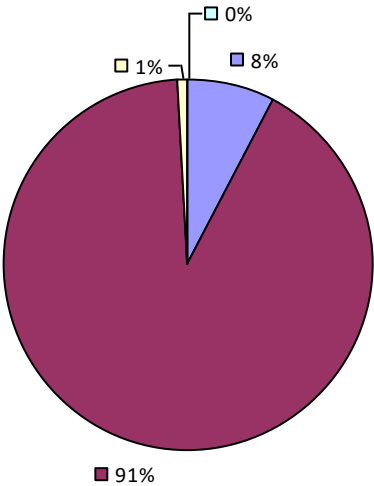
2018-19 PRINCIPAL EVALUATION RESULTS NOT SHOWN DUE TO SUPPRESSION\*

\* Data is suppressed if 100% of teachers/principals received the same rating or if the total teachers/principals in an LEA is less than five.

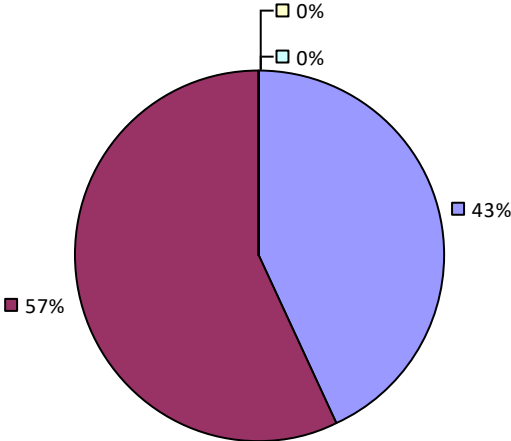
SENECA FALLS CSD

2018-19 TEACHER EVALUATION RESULTS

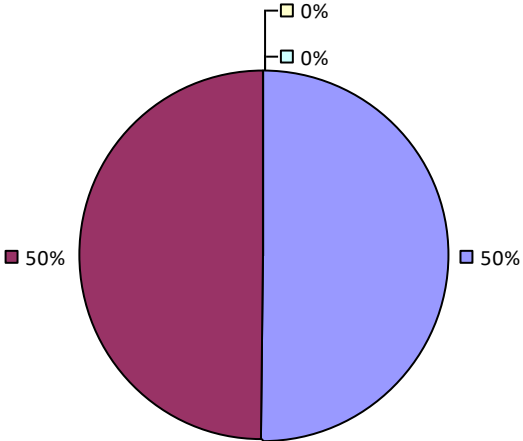
Student Performance



Teacher Observation



Overall Rating



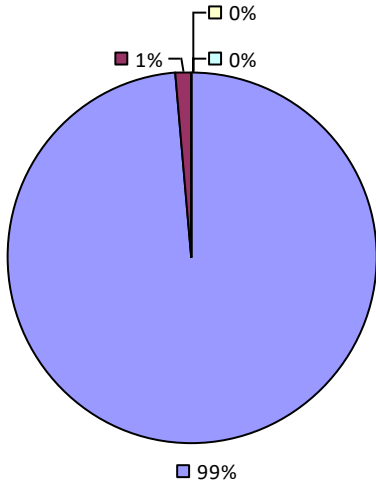
2018-19 PRINCIPAL EVALUATION RESULTS NOT SHOWN DUE TO SUPPRESSION\*

\* Data is suppressed if 100% of teachers/principals received the same rating or if the total teachers/principals in an LEA is less than five.

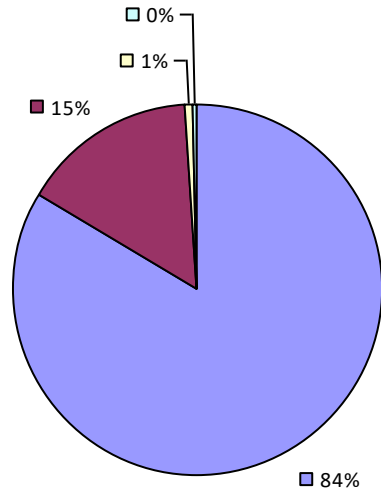
# SEWANHAKA CENTRAL HS DISTRICT

## 2018-19 TEACHER EVALUATION RESULTS

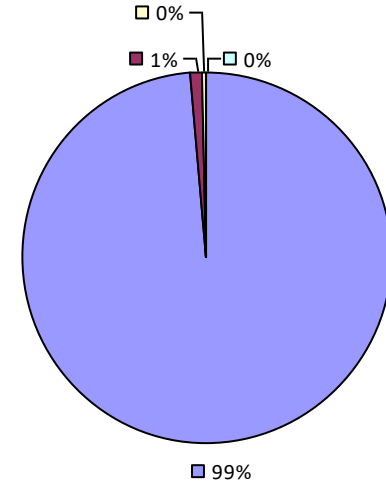
Student Performance



Teacher Observation



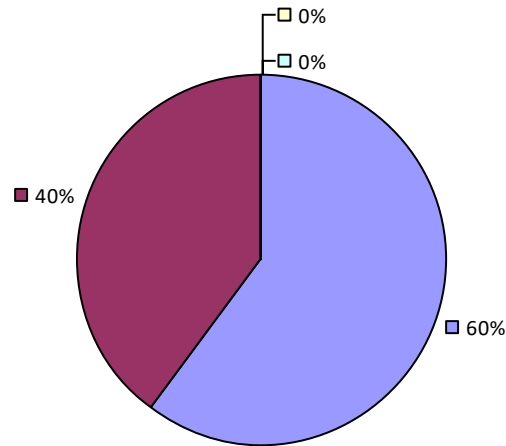
Overall Rating



## 2018-19 PRINCIPAL EVALUATION RESULTS

Student performance results not shown due to suppression\*

Principal School Visits



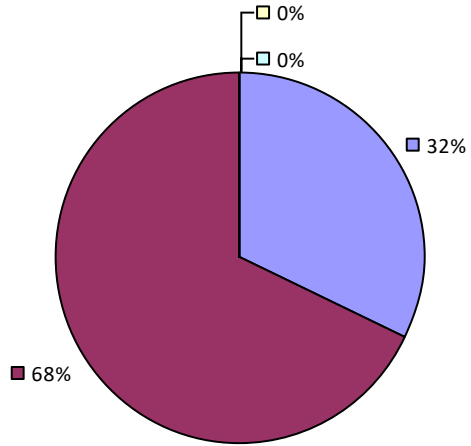
Overall results not shown due to suppression\*

\* Data is suppressed if 100% of teachers/principals received the same rating or if the total teachers/principals in an LEA is less than five.

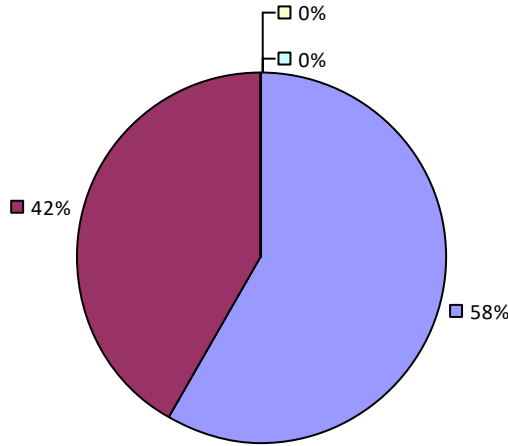
# SHARON SPRINGS CSD

## 2018-19 TEACHER EVALUATION RESULTS

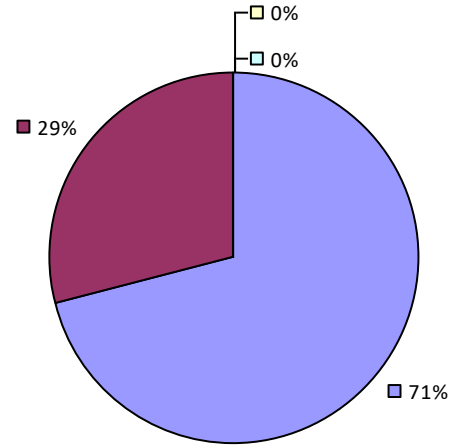
Student Performance



Teacher Observation



Overall Rating



2018-19 PRINCIPAL EVALUATION RESULTS NOT SHOWN DUE TO SUPPRESSION\*

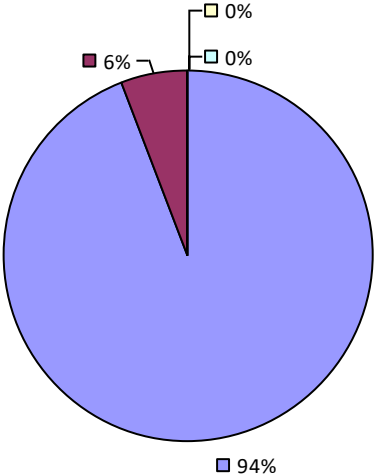
\* Data is suppressed if 100% of teachers/principals received the same rating or if the total teachers/principals in an LEA is less than five.



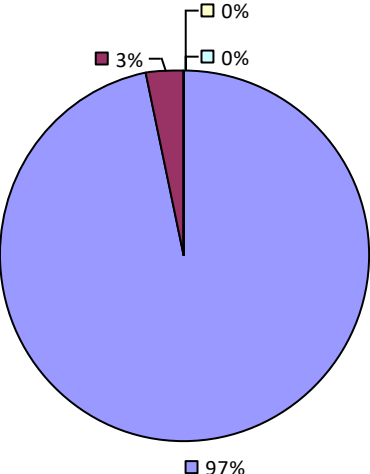
# SHELTER ISLAND UFSD

## 2018-19 TEACHER EVALUATION RESULTS

Student Performance



Teacher Observation



Overall results not shown due to suppression\*

## 2018-19 PRINCIPAL EVALUATION RESULTS NOT SHOWN DUE TO SUPPRESSION\*

\* Data is suppressed if 100% of teachers/principals received the same rating or if the total teachers/principals in an LEA is less than five.

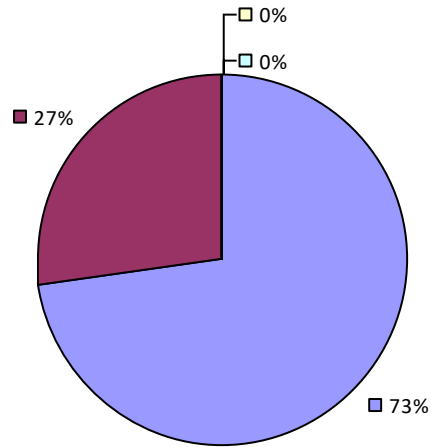
# SHENENDEHOWA CSD

## 2018-19 TEACHER EVALUATION RESULTS

Student performance results not shown due to suppression\*

### Teacher Observation

Overall results not shown due to suppression\*

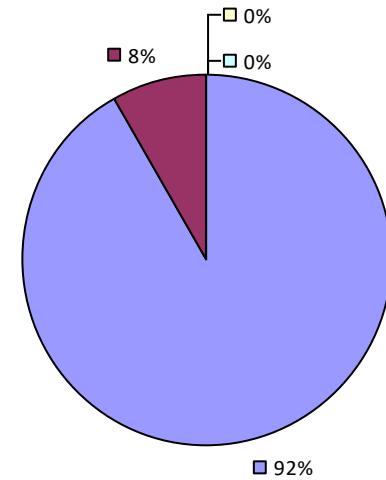
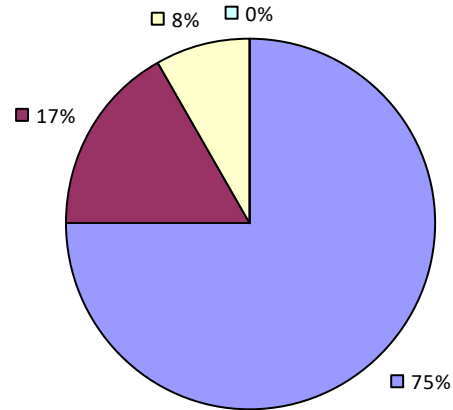


## 2018-19 PRINCIPAL EVALUATION RESULTS

Student performance results not shown due to suppression\*

### Principal School Visits

### Overall Rating

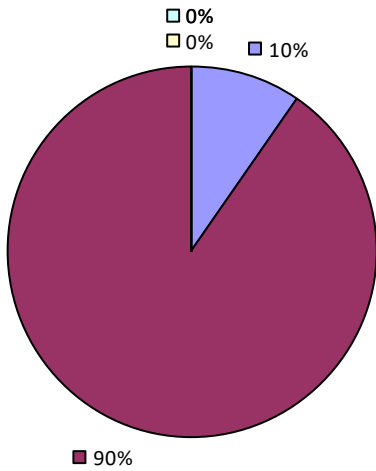


\* Data is suppressed if 100% of teachers/principals received the same rating or if the total teachers/principals in an LEA is less than five.

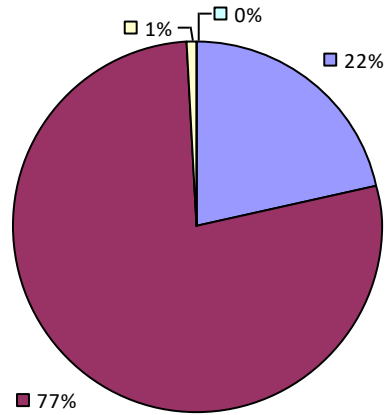
# SHERBURNE-EARLVILLE CSD

## 2018-19 TEACHER EVALUATION RESULTS

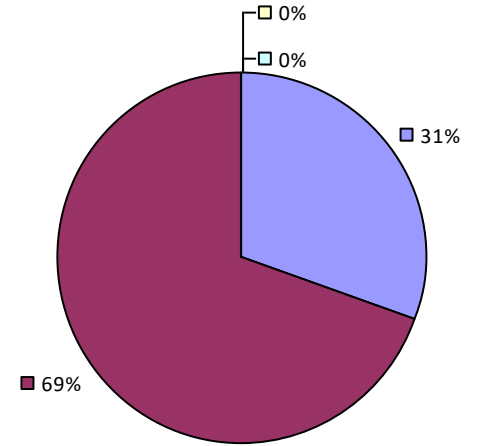
### Student Performance



### Teacher Observation



### Overall Rating



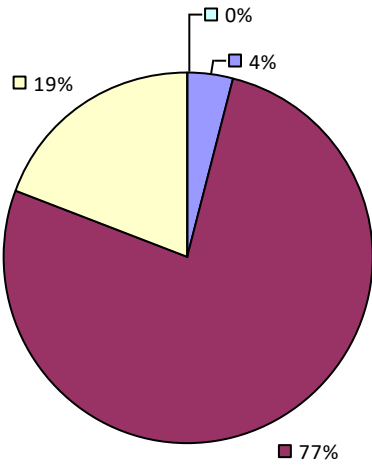
2018-19 PRINCIPAL EVALUATION RESULTS NOT SHOWN DUE TO SUPPRESSION\*

\* Data is suppressed if 100% of teachers/principals received the same rating or if the total teachers/principals in an LEA is less than five.

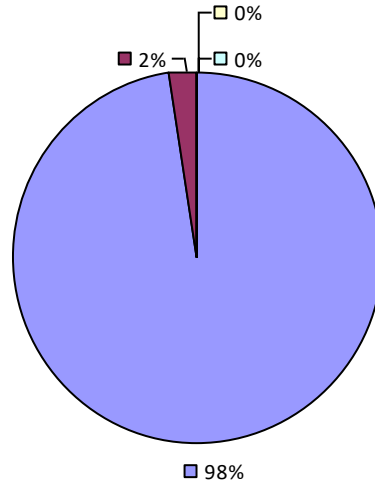
# SHERMAN CSD

## 2018-19 TEACHER EVALUATION RESULTS

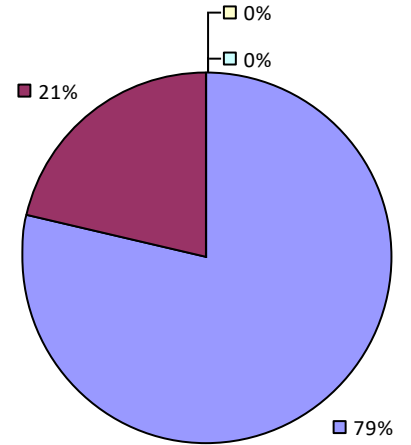
### Student Performance



### Teacher Observation



### Overall Rating



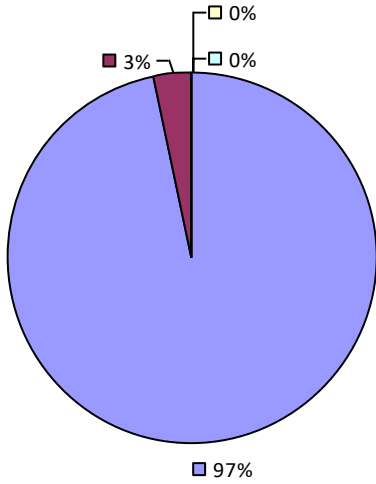
2018-19 PRINCIPAL EVALUATION RESULTS NOT SUBMITTED

\* Data is suppressed if 100% of teachers/principals received the same rating or if the total teachers/principals in an LEA is less than five.

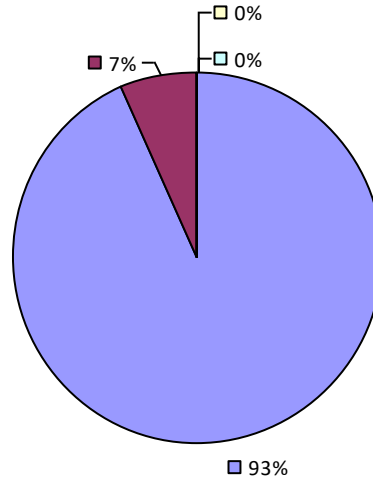
# SHERRILL CITY SD

## 2018-19 TEACHER EVALUATION RESULTS

Student Performance



Teacher Observation

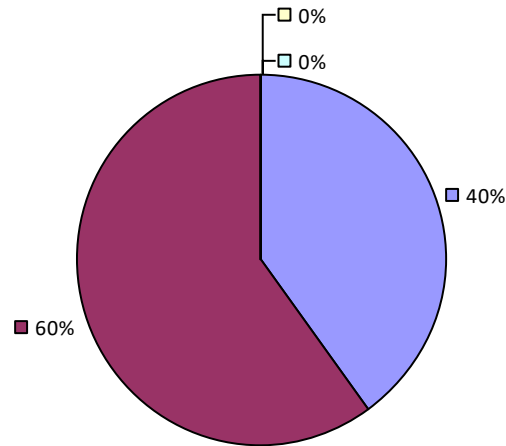


Overall results not shown due to suppression\*

## 2018-19 PRINCIPAL EVALUATION RESULTS

Student performance results not shown due to suppression\*

Principal School Visits



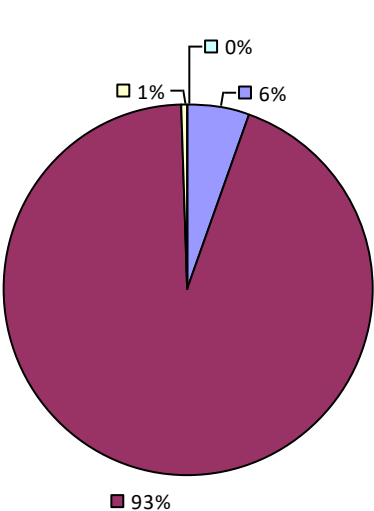
Overall results not shown due to suppression\*

\* Data is suppressed if 100% of teachers/principals received the same rating or if the total teachers/principals in an LEA is less than five.

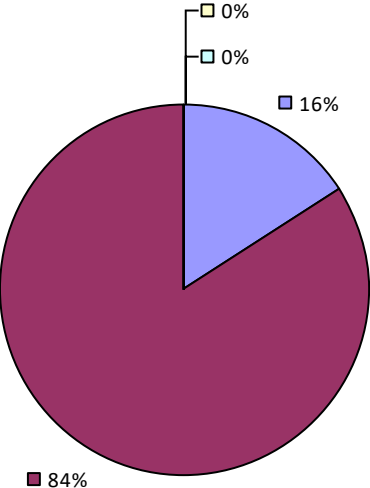
# SHOREHAM-WADING RIVER CSD

## 2018-19 TEACHER EVALUATION RESULTS

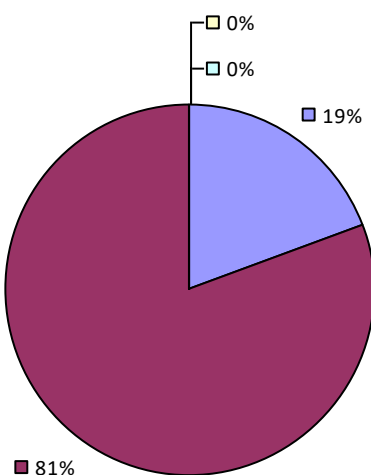
Student Performance



Teacher Observation



Overall Rating



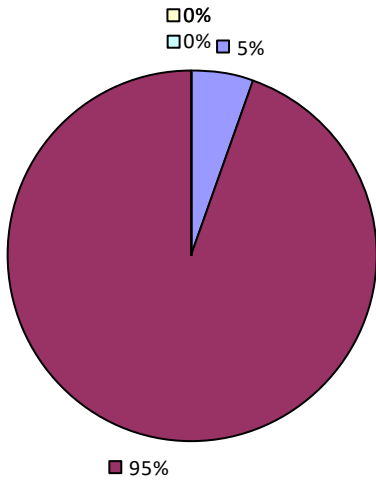
2018-19 PRINCIPAL EVALUATION RESULTS NOT SHOWN DUE TO SUPPRESSION\*

\* Data is suppressed if 100% of teachers/principals received the same rating or if the total teachers/principals in an LEA is less than five.

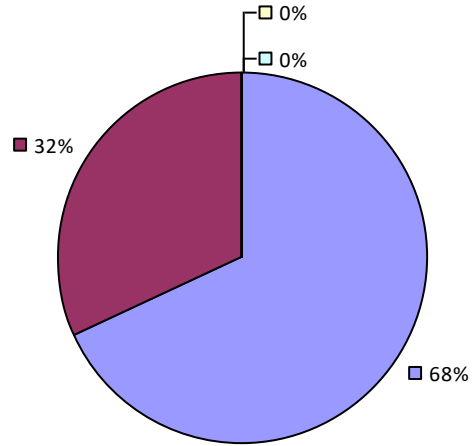
# SIDNEY CSD

## 2018-19 TEACHER EVALUATION RESULTS

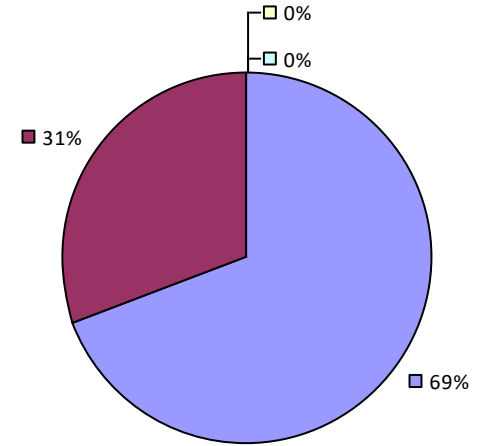
Student Performance



Teacher Observation



Overall Rating



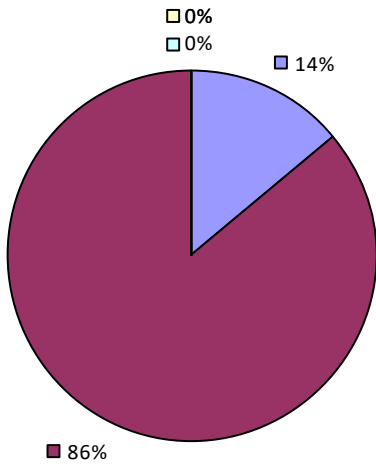
2018-19 PRINCIPAL EVALUATION RESULTS NOT SHOWN DUE TO SUPPRESSION\*

\* Data is suppressed if 100% of teachers/principals received the same rating or if the total teachers/principals in an LEA is less than five.

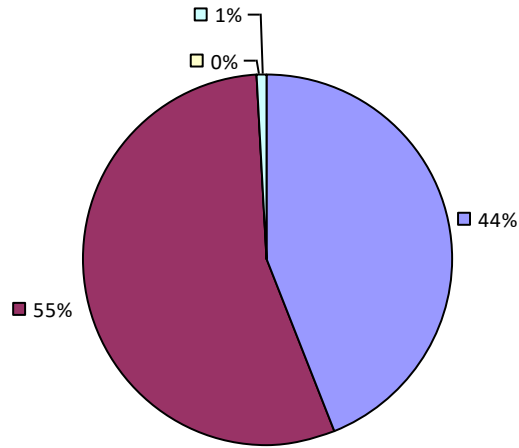
# SILVER CREEK CSD

## 2018-19 TEACHER EVALUATION RESULTS

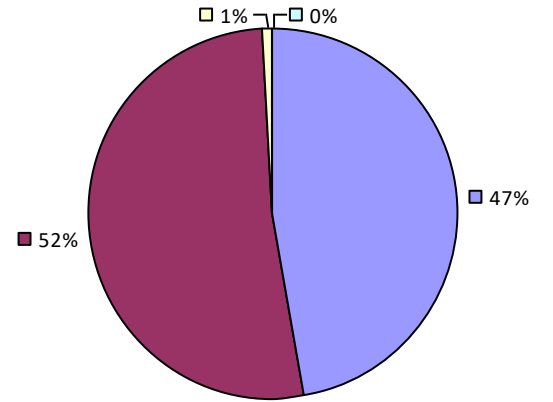
### Student Performance



### Teacher Observation



### Overall Rating



2018-19 PRINCIPAL EVALUATION RESULTS NOT SHOWN DUE TO SUPPRESSION\*

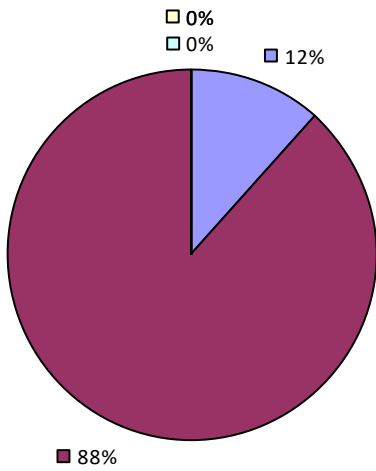
\* Data is suppressed if 100% of teachers/principals received the same rating or if the total teachers/principals in an LEA is less than five.



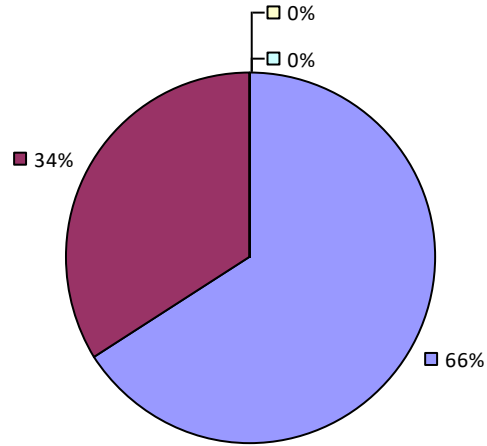
# SKANEATELES CSD

## 2018-19 TEACHER EVALUATION RESULTS

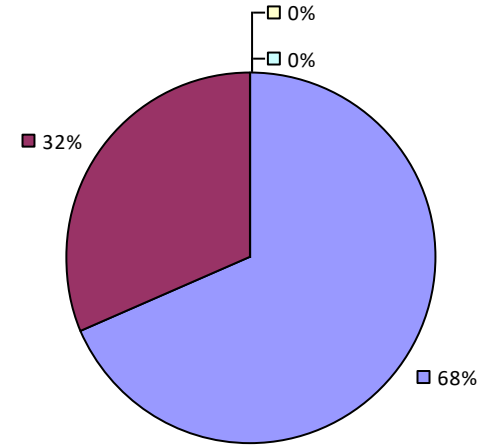
Student Performance



Teacher Observation



Overall Rating



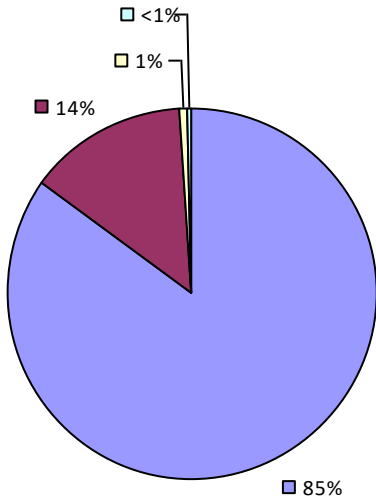
2018-19 PRINCIPAL EVALUATION RESULTS NOT SHOWN DUE TO SUPPRESSION\*

\* Data is suppressed if 100% of teachers/principals received the same rating or if the total teachers/principals in an LEA is less than five.

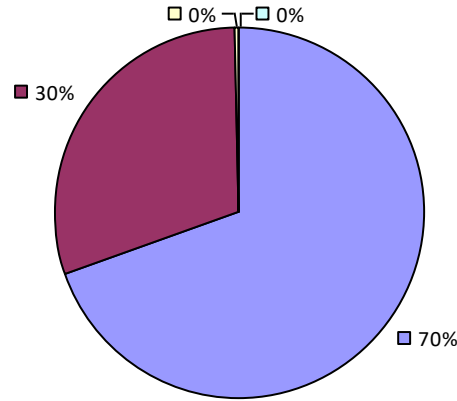
# SMITHTOWN CSD

## 2018-19 TEACHER EVALUATION RESULTS

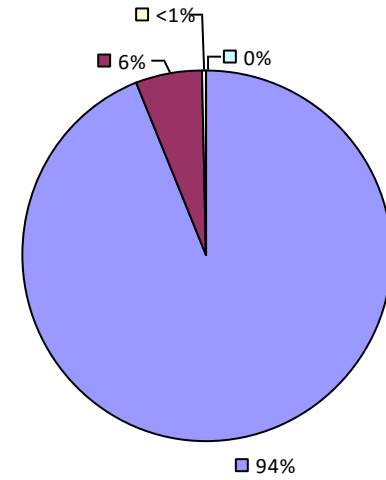
Student Performance



Teacher Observation

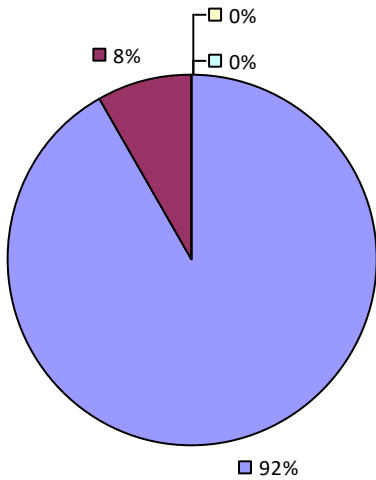


Overall Rating



## 2018-19 PRINCIPAL EVALUATION RESULTS

Student Performance

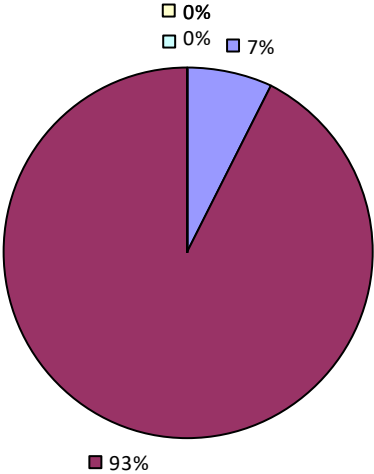


Principal school visit results not shown due to suppression\*

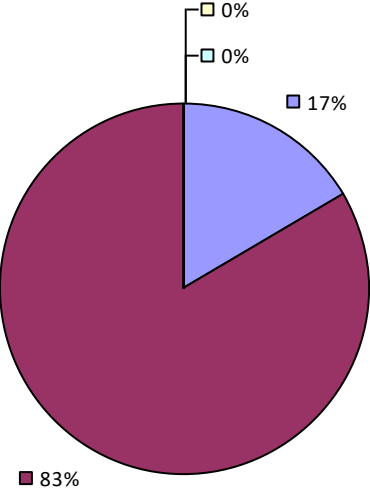
Overall results not shown due to suppression\*

\* Data is suppressed if 100% of teachers/principals received the same rating or if the total teachers/principals in an LEA is less than five.

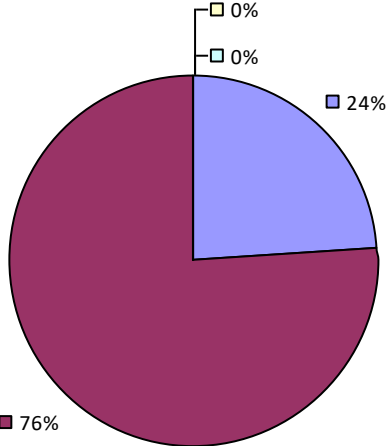
Student Performance



Teacher Observation



Overall Rating



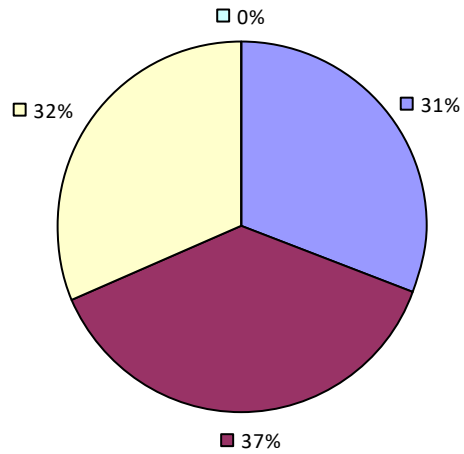
2018-19 PRINCIPAL EVALUATION RESULTS NOT SHOWN DUE TO SUPPRESSION\*

\* Data is suppressed if 100% of teachers/principals received the same rating or if the total teachers/principals in an LEA is less than five.

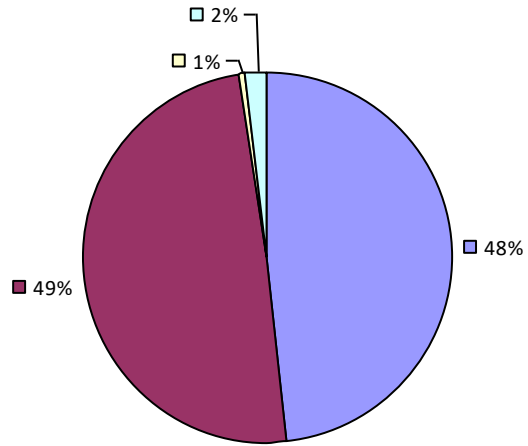
# SOLVAY UFSD

## 2018-19 TEACHER EVALUATION RESULTS

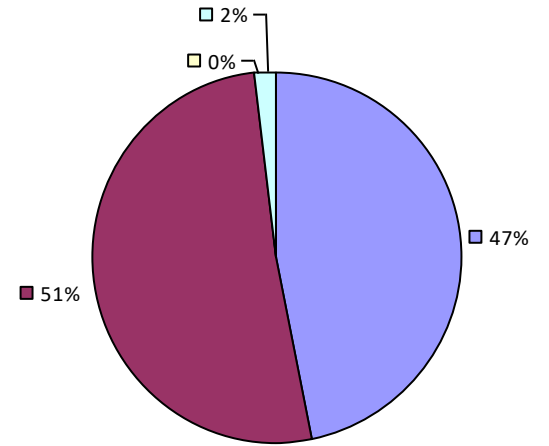
Student Performance



Teacher Observation



Overall Rating



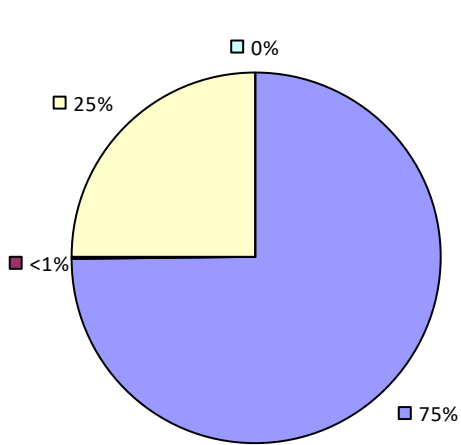
2018-19 PRINCIPAL EVALUATION RESULTS NOT SHOWN DUE TO SUPPRESSION\*

\* Data is suppressed if 100% of teachers/principals received the same rating or if the total teachers/principals in an LEA is less than five.

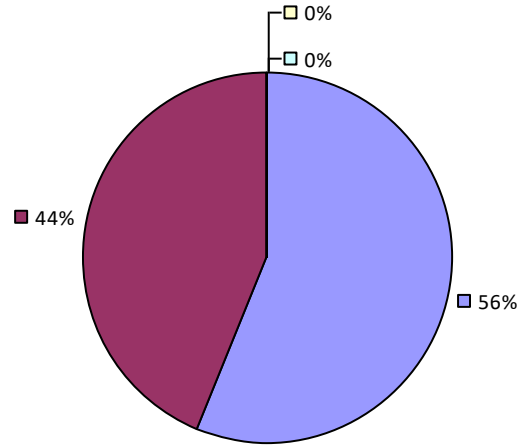
# SOMERS CSD

## 2018-19 TEACHER EVALUATION RESULTS

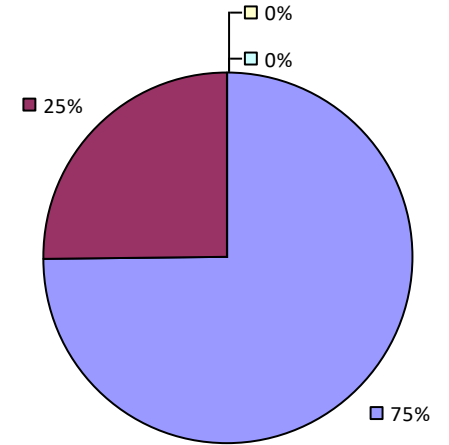
### Student Performance



### Teacher Observation



### Overall Rating



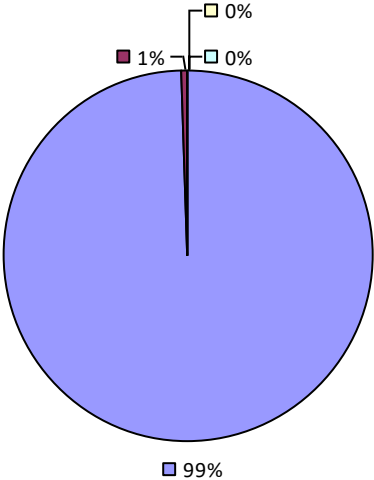
2018-19 PRINCIPAL EVALUATION RESULTS NOT SHOWN DUE TO SUPPRESSION\*

\* Data is suppressed if 100% of teachers/principals received the same rating or if the total teachers/principals in an LEA is less than five.

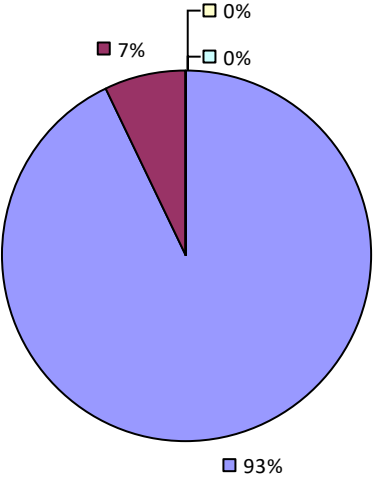
**SOUTH COLONIE CSD**

**2018-19 TEACHER EVALUATION RESULTS**

**Student Performance**



**Teacher Observation**



Overall results not shown due to suppression\*

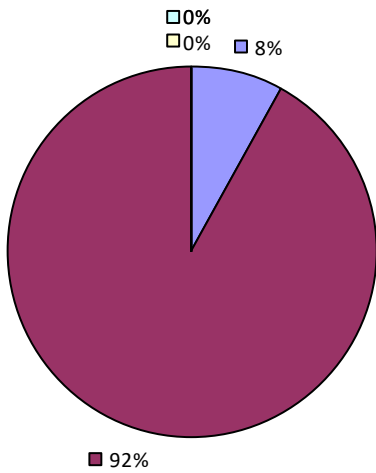
**2018-19 PRINCIPAL EVALUATION RESULTS NOT SHOWN DUE TO SUPPRESSION\***

\* Data is suppressed if 100% of teachers/principals received the same rating or if the total teachers/principals in an LEA is less than five.

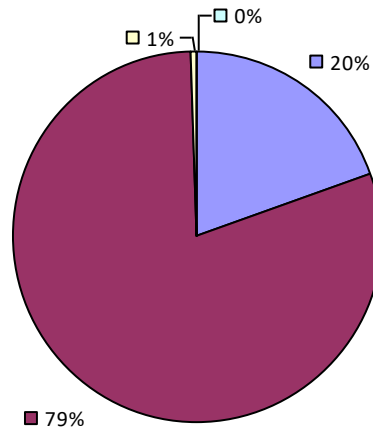
# SOUTH COUNTRY CSD

## 2018-19 TEACHER EVALUATION RESULTS

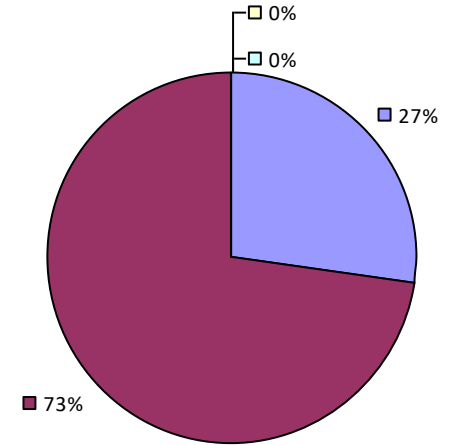
### Student Performance



### Teacher Observation

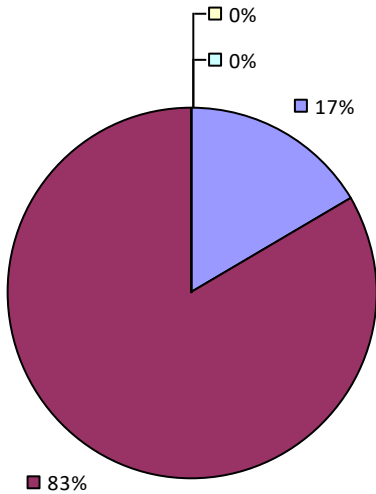


### Overall Rating



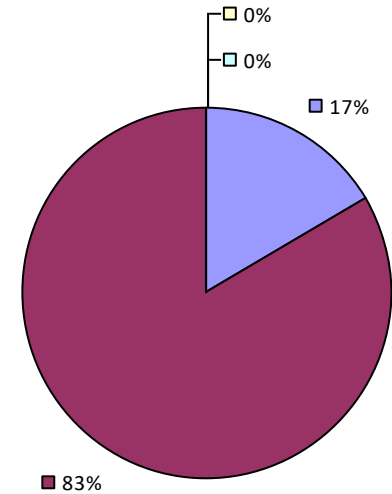
## 2018-19 PRINCIPAL EVALUATION RESULTS

### Student Performance



Principal school visit results not shown due to suppression\*

### Overall Rating

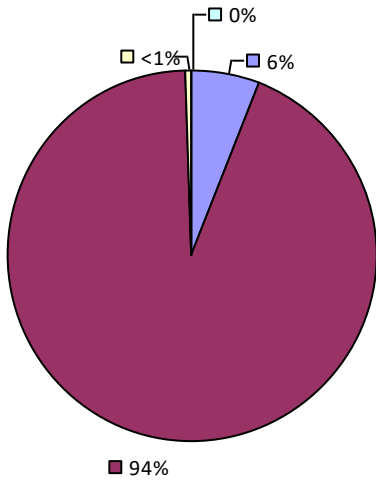


\* Data is suppressed if 100% of teachers/principals received the same rating or if the total teachers/principals in an LEA is less than five.

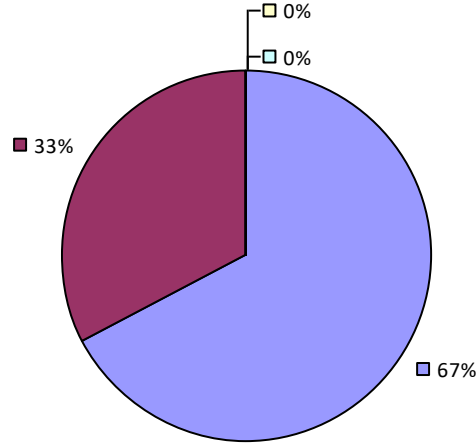
# SOUTH GLENS FALLS CSD

## 2018-19 TEACHER EVALUATION RESULTS

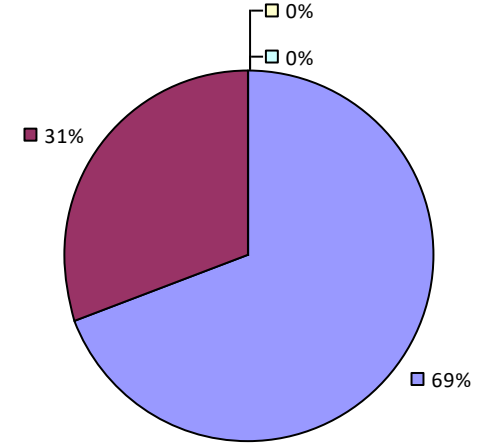
### Student Performance



### Teacher Observation



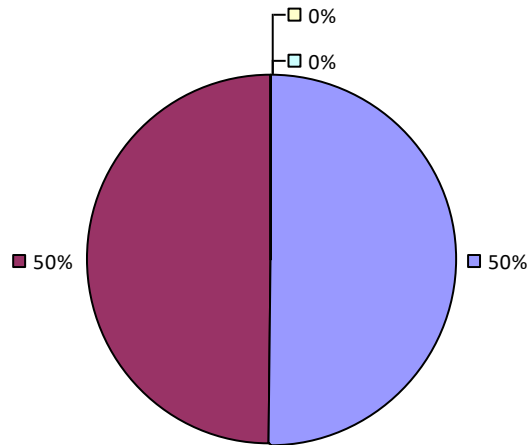
### Overall Rating



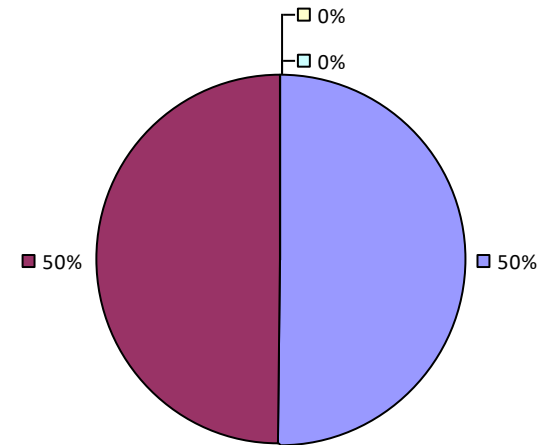
## 2018-19 PRINCIPAL EVALUATION RESULTS

Student performance results not shown due to suppression\*

### Principal School Visits



### Overall Rating



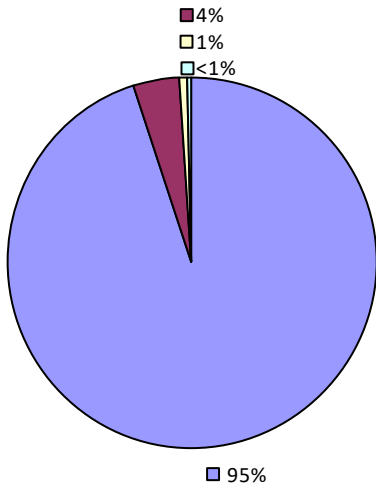
\* Data is suppressed if 100% of teachers/principals received the same rating or if the total teachers/principals in an LEA is less than five.



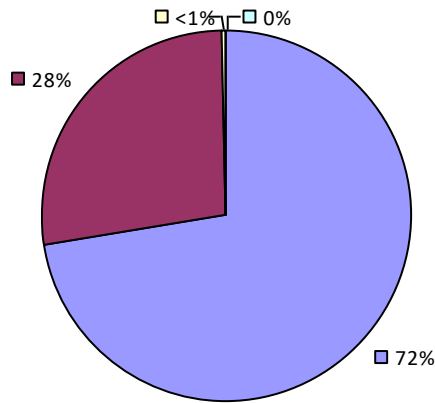
# SOUTH HUNTINGTON UFSD

## 2018-19 TEACHER EVALUATION RESULTS

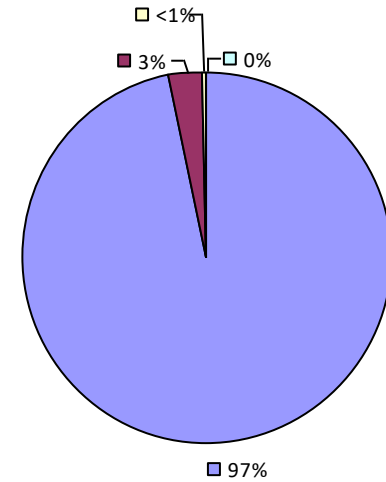
### Student Performance



### Teacher Observation



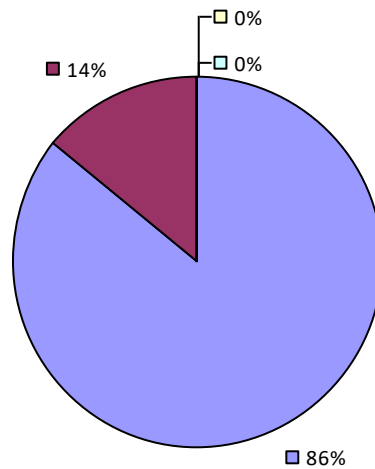
### Overall Rating



## 2018-19 PRINCIPAL EVALUATION RESULTS

Student performance results not shown due to suppression\*

### Principal School Visits



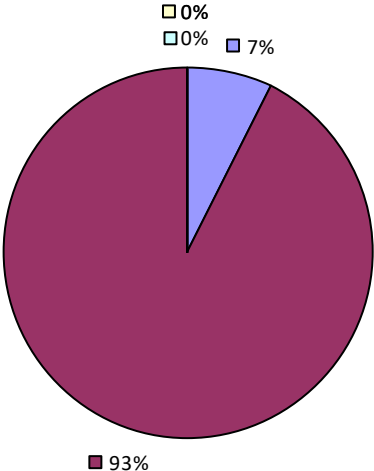
Overall results not shown due to suppression\*

\* Data is suppressed if 100% of teachers/principals received the same rating or if the total teachers/principals in an LEA is less than five.

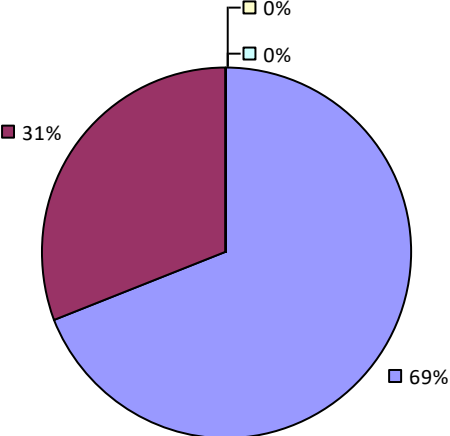
# SOUTH JEFFERSON CSD

## 2018-19 TEACHER EVALUATION RESULTS

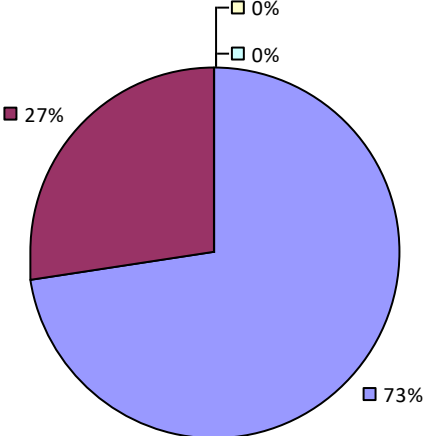
Student Performance



Teacher Observation



Overall Rating



2018-19 PRINCIPAL EVALUATION RESULTS NOT SHOWN DUE TO SUPPRESSION\*

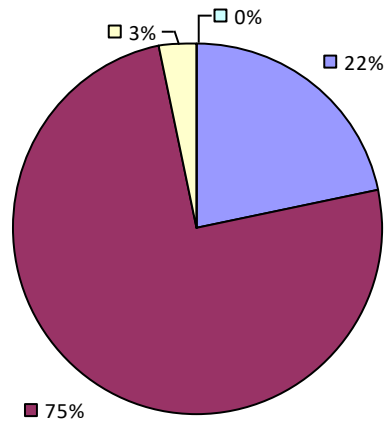
\* Data is suppressed if 100% of teachers/principals received the same rating or if the total teachers/principals in an LEA is less than five.

# SOUTH KORTRIGHT CSD

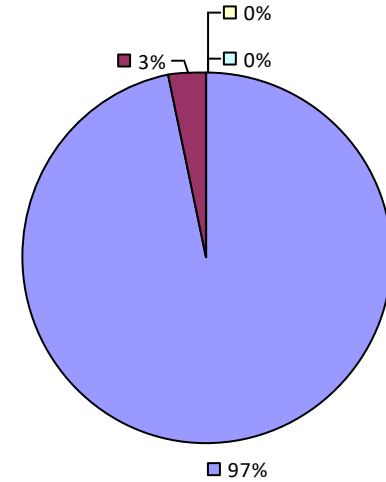
## 2018-19 TEACHER EVALUATION RESULTS

Student performance results not shown due to suppression\*

### Teacher Observation



### Overall Rating



## 2018-19 PRINCIPAL EVALUATION RESULTS NOT SHOWN DUE TO SUPPRESSION\*

\* Data is suppressed if 100% of teachers/principals received the same rating or if the total teachers/principals in an LEA is less than five.

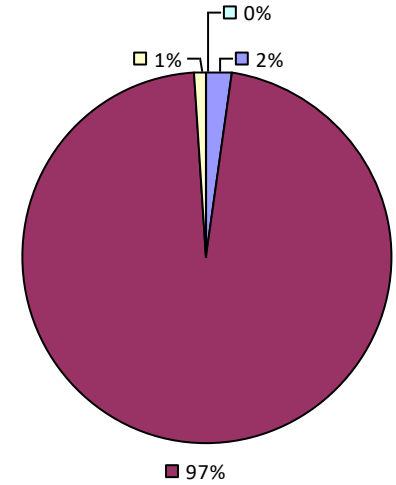
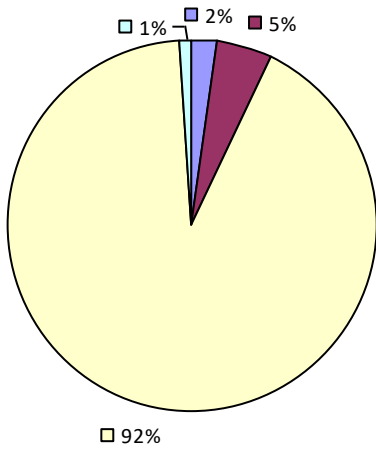
# SOUTH LEWIS CSD

## 2018-19 TEACHER EVALUATION RESULTS

Student Performance

Teacher observation results not shown due to suppression\*

Overall Rating



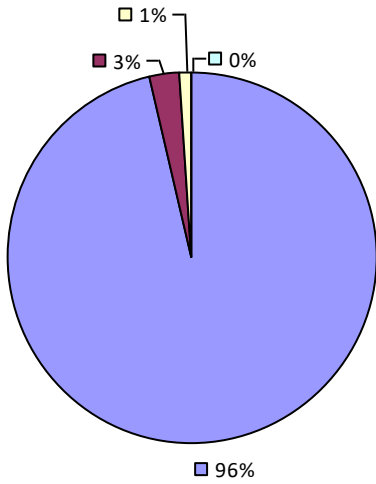
## 2018-19 PRINCIPAL EVALUATION RESULTS NOT SHOWN DUE TO SUPPRESSION\*

\* Data is suppressed if 100% of teachers/principals received the same rating or if the total teachers/principals in an LEA is less than five.

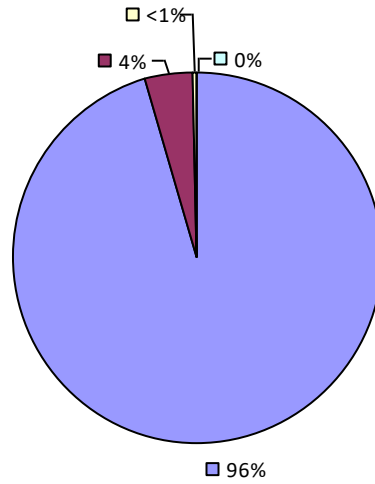
# SOUTH ORANGETOWN CSD

## 2018-19 TEACHER EVALUATION RESULTS

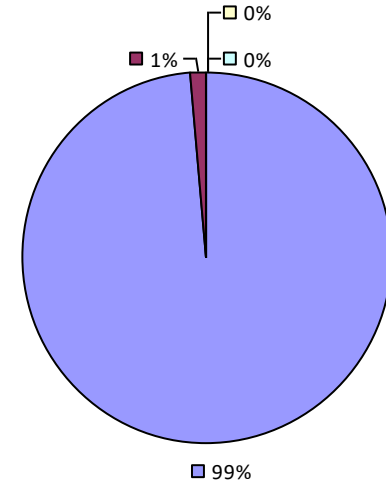
### Student Performance



### Teacher Observation



### Overall Rating



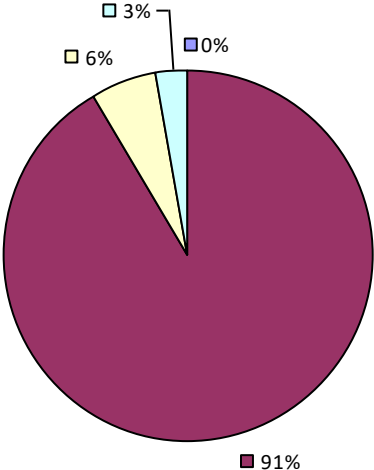
2018-19 PRINCIPAL EVALUATION RESULTS NOT SHOWN DUE TO SUPPRESSION\*

\* Data is suppressed if 100% of teachers/principals received the same rating or if the total teachers/principals in an LEA is less than five.

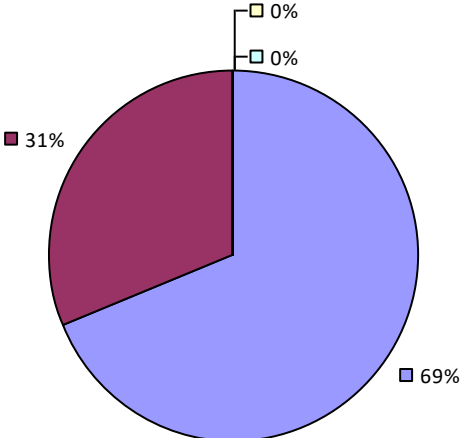
**SOUTH SENECA CSD**

**2018-19 TEACHER EVALUATION RESULTS**

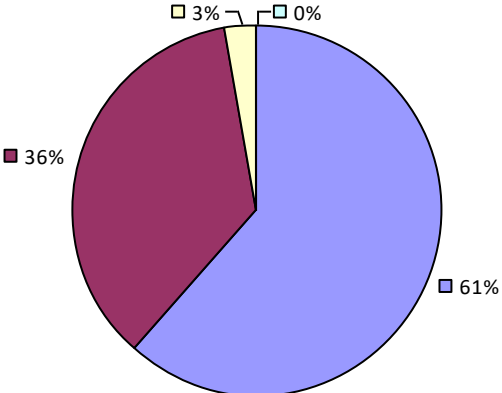
**Student Performance**



**Teacher Observation**



**Overall Rating**



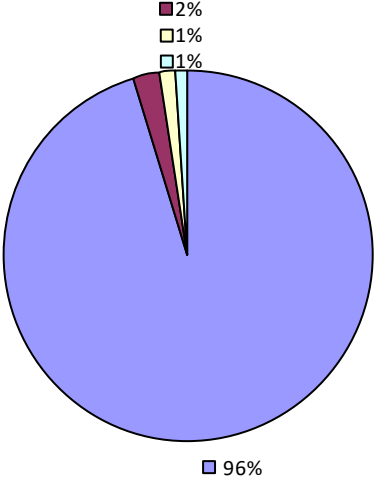
**2018-19 PRINCIPAL EVALUATION RESULTS NOT SHOWN DUE TO SUPPRESSION\***

\* Data is suppressed if 100% of teachers/principals received the same rating or if the total teachers/principals in an LEA is less than five.

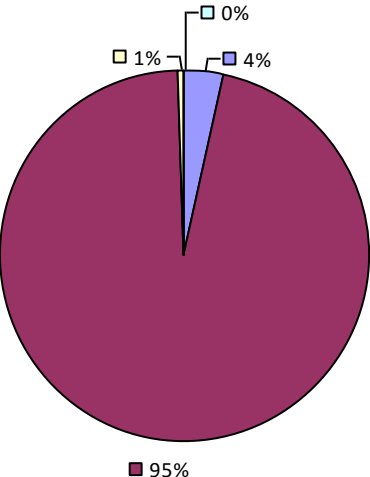
**SOUTHAMPTON UFSD**

**2018-19 TEACHER EVALUATION RESULTS**

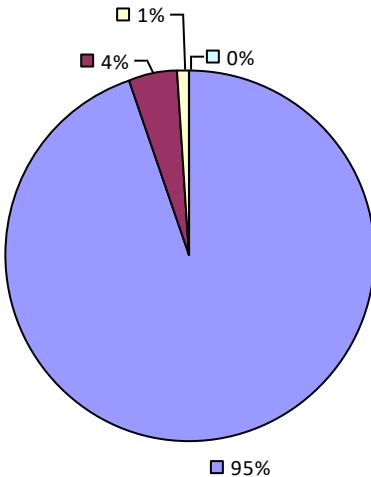
**Student Performance**



**Teacher Observation**



**Overall Rating**



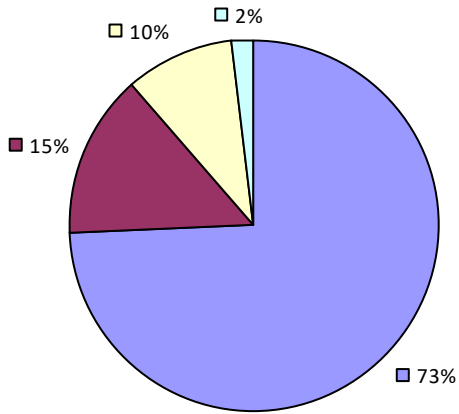
**2018-19 PRINCIPAL EVALUATION RESULTS NOT SHOWN DUE TO SUPPRESSION\***

\* Data is suppressed if 100% of teachers/principals received the same rating or if the total teachers/principals in an LEA is less than five.

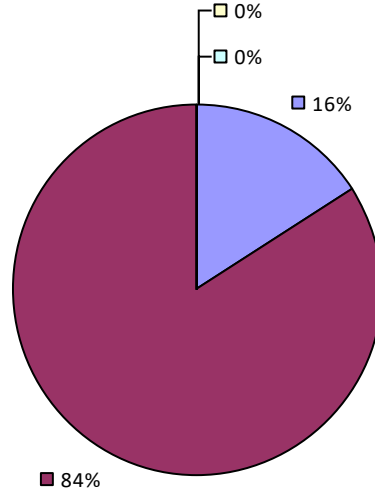
# SOUTHERN CAYUGA CSD

## 2018-19 TEACHER EVALUATION RESULTS

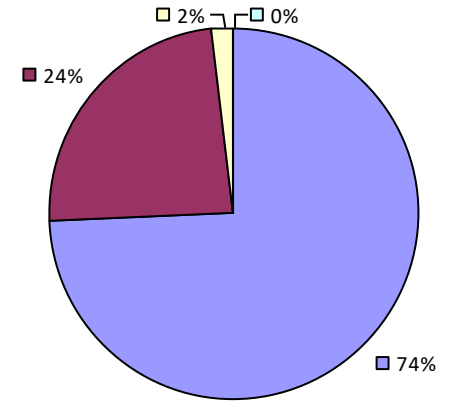
### Student Performance



### Teacher Observation



### Overall Rating



2018-19 PRINCIPAL EVALUATION RESULTS NOT SHOWN DUE TO SUPPRESSION\*

\* Data is suppressed if 100% of teachers/principals received the same rating or if the total teachers/principals in an LEA is less than five.



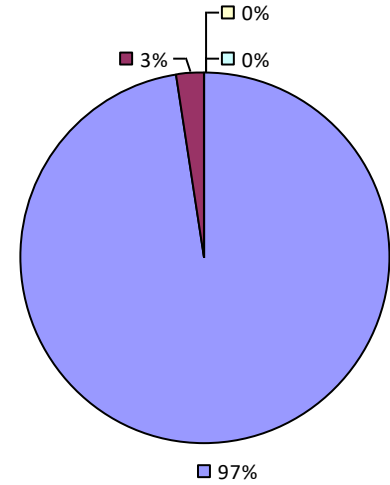
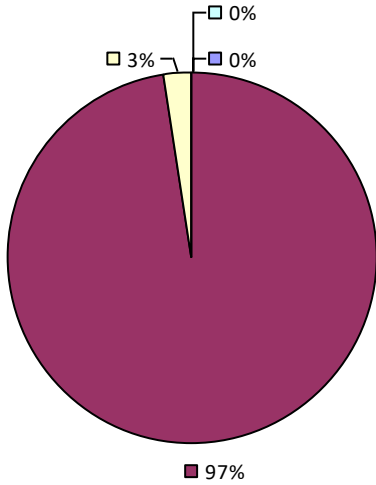
# SOUTHOLD UFSD

## 2018-19 TEACHER EVALUATION RESULTS

Student Performance

Teacher observation results not shown due to suppression\*

Overall Rating



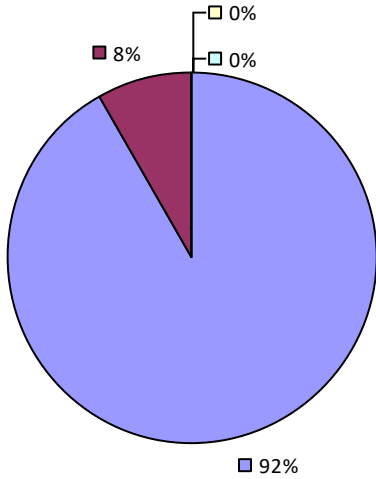
## 2018-19 PRINCIPAL EVALUATION RESULTS NOT SHOWN DUE TO SUPPRESSION\*

\* Data is suppressed if 100% of teachers/principals received the same rating or if the total teachers/principals in an LEA is less than five.

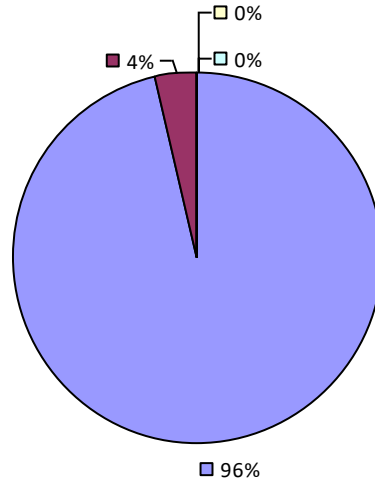
# SOUTHWESTERN CSD AT JAMESTOWN

## 2018-19 TEACHER EVALUATION RESULTS

Student Performance



Teacher Observation



Overall results not shown due to suppression\*

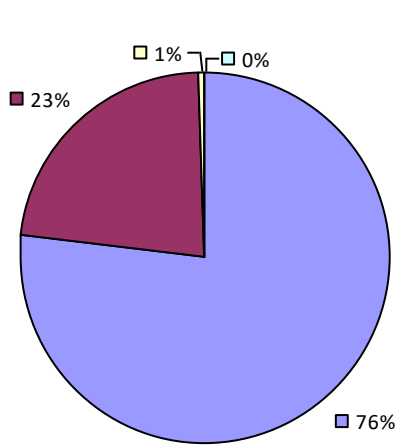
2018-19 PRINCIPAL EVALUATION RESULTS NOT SHOWN DUE TO SUPPRESSION\*

\* Data is suppressed if 100% of teachers/principals received the same rating or if the total teachers/principals in an LEA is less than five.

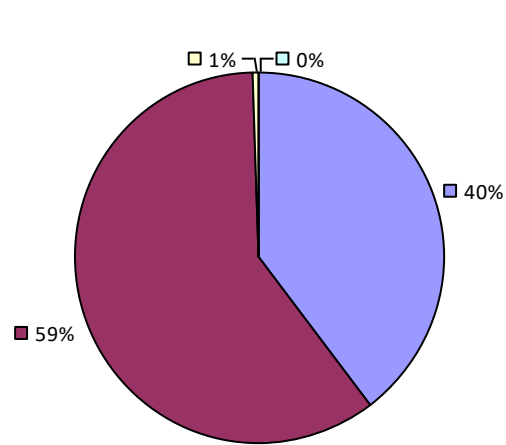
# SPACKENKILL UFSD

## 2018-19 TEACHER EVALUATION RESULTS

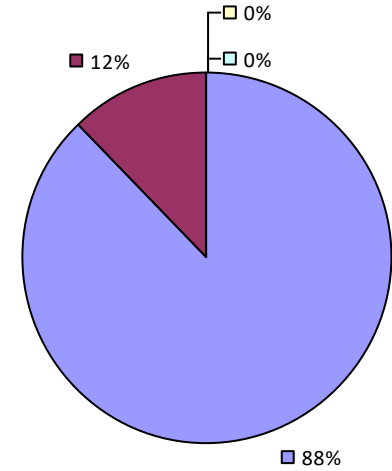
### Student Performance



### Teacher Observation



### Overall Rating



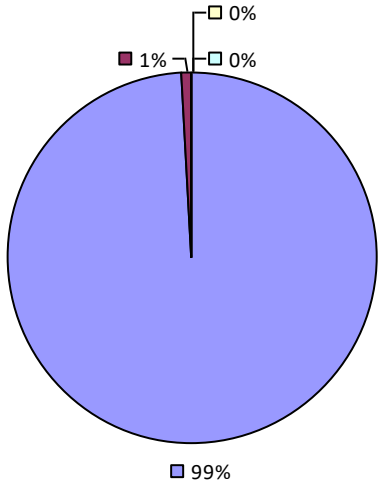
2018-19 PRINCIPAL EVALUATION RESULTS NOT SHOWN DUE TO SUPPRESSION\*

\* Data is suppressed if 100% of teachers/principals received the same rating or if the total teachers/principals in an LEA is less than five.

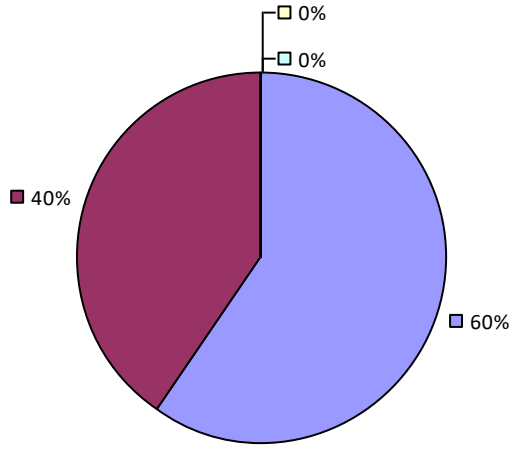
# SPENCERPORT CSD

## 2018-19 TEACHER EVALUATION RESULTS

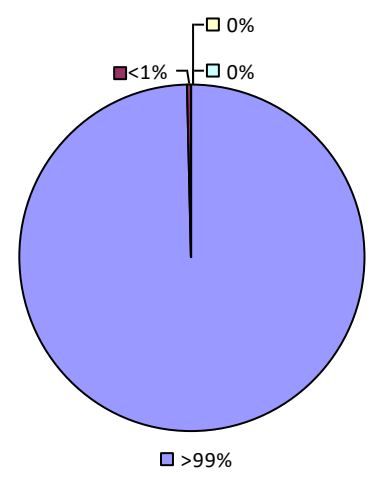
Student Performance



Teacher Observation



Overall Rating



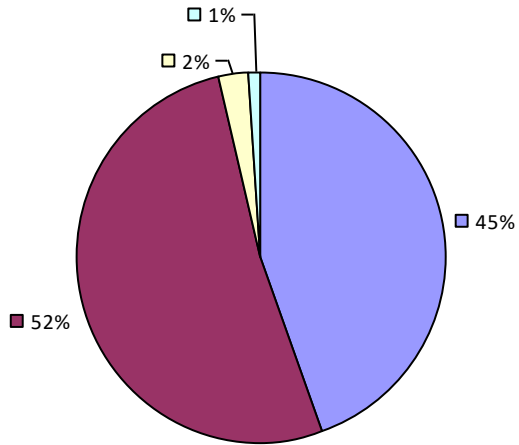
2018-19 PRINCIPAL EVALUATION RESULTS NOT SHOWN DUE TO SUPPRESSION\*

\* Data is suppressed if 100% of teachers/principals received the same rating or if the total teachers/principals in an LEA is less than five.

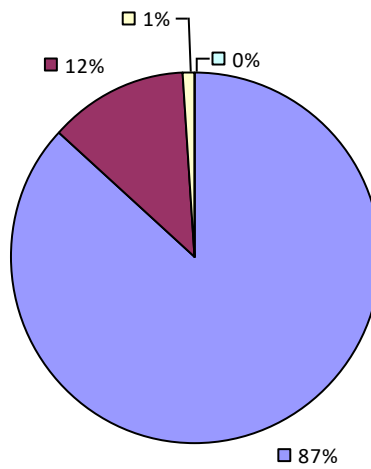
# SPENCER-VAN ETTEN CSD

## 2018-19 TEACHER EVALUATION RESULTS

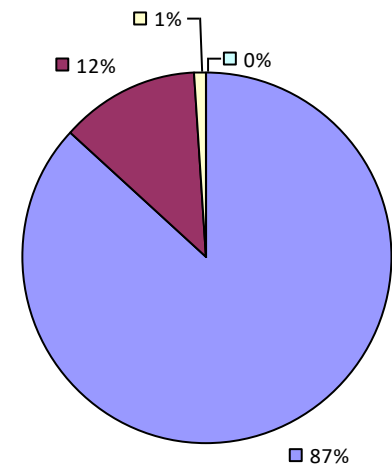
### Student Performance



### Teacher Observation



### Overall Rating



2018-19 PRINCIPAL EVALUATION RESULTS NOT SHOWN DUE TO SUPPRESSION\*

\* Data is suppressed if 100% of teachers/principals received the same rating or if the total teachers/principals in an LEA is less than five.

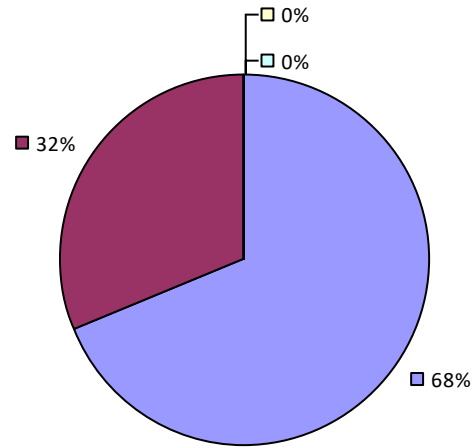
# SPRINGS UFSD

## 2018-19 TEACHER EVALUATION RESULTS

Student performance results not shown due to suppression\*

### Teacher Observation

Overall results not shown due to suppression\*



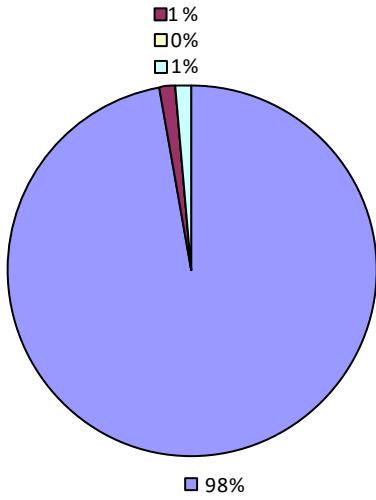
## 2018-19 PRINCIPAL EVALUATION RESULTS NOT SHOWN DUE TO SUPPRESSION\*

\* Data is suppressed if 100% of teachers/principals received the same rating or if the total teachers/principals in an LEA is less than five.

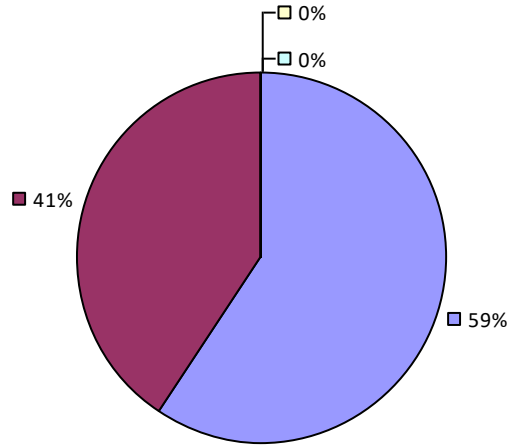
# SPRINGVILLE-GRIFFITH INST CSD

## 2018-19 TEACHER EVALUATION RESULTS

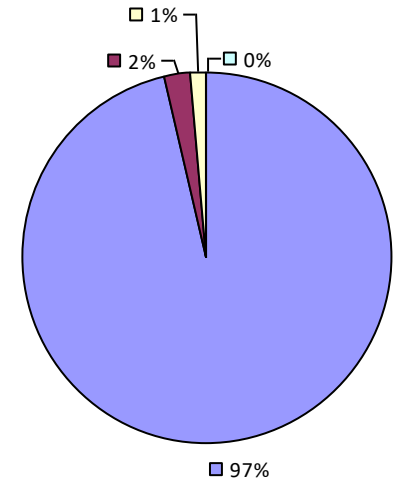
Student Performance



Teacher Observation



Overall Rating



2018-19 PRINCIPAL EVALUATION RESULTS NOT SHOWN DUE TO SUPPRESSION\*

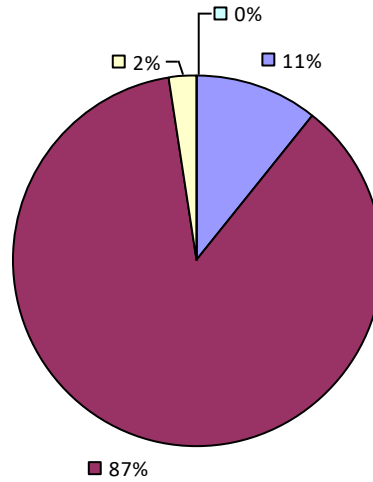
\* Data is suppressed if 100% of teachers/principals received the same rating or if the total teachers/principals in an LEA is less than five.

# ST LAWRENCE-LEWIS BOCES

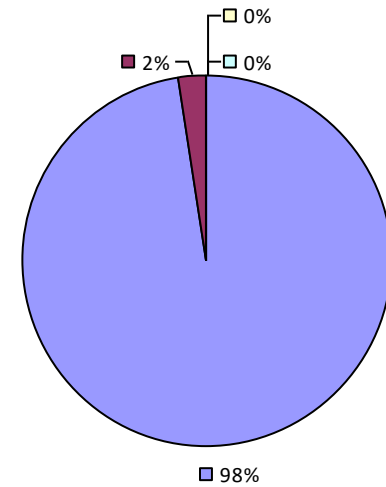
## 2018-19 TEACHER EVALUATION RESULTS

Student performance results not shown due to suppression\*

### Teacher Observation

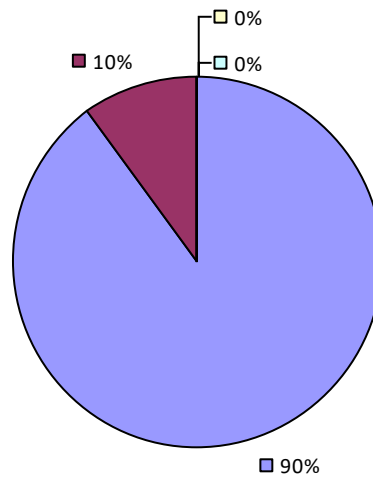


### Overall Rating



Student performance results not shown due to suppression\*

### Principal School Visits



Overall results not shown due to suppression\*

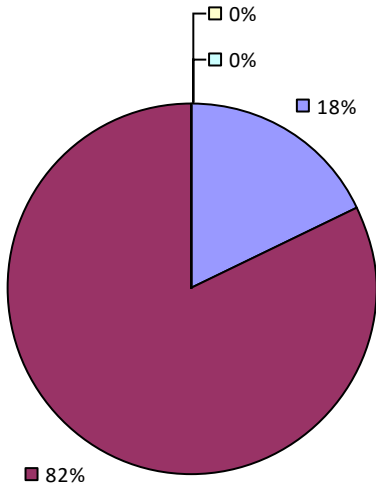
\* Data is suppressed if 100% of teachers/principals received the same rating or if the total teachers/principals in an LEA is less than five.



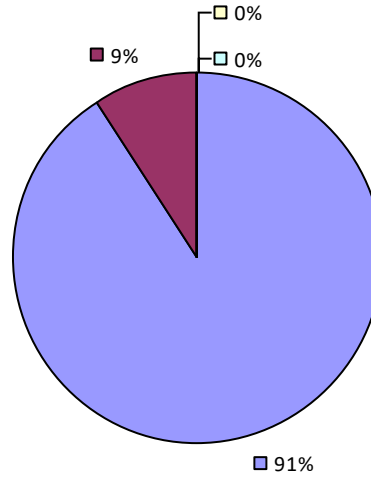
# ST REGIS FALLS CSD

## 2018-19 TEACHER EVALUATION RESULTS

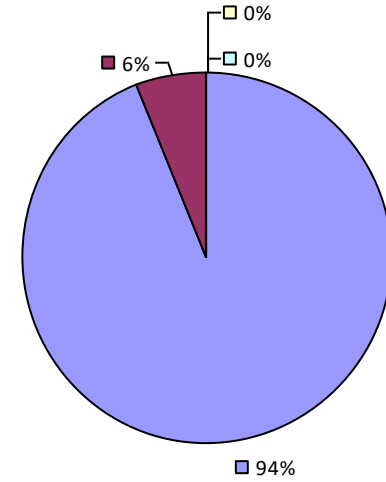
### Student Performance



### Teacher Observation



### Overall Rating



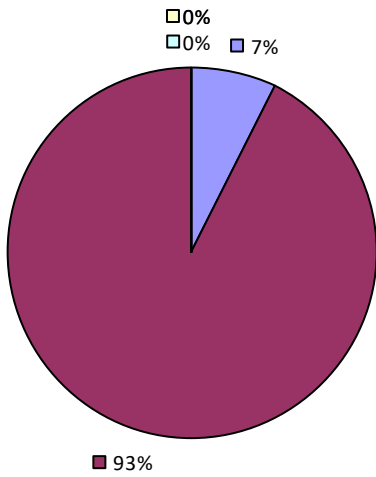
2018-19 PRINCIPAL EVALUATION RESULTS NOT SHOWN DUE TO SUPPRESSION\*

\* Data is suppressed if 100% of teachers/principals received the same rating or if the total teachers/principals in an LEA is less than five.

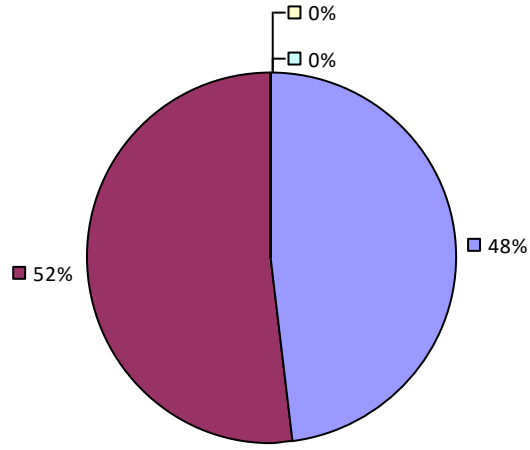
# STAMFORD CSD

## 2018-19 TEACHER EVALUATION RESULTS

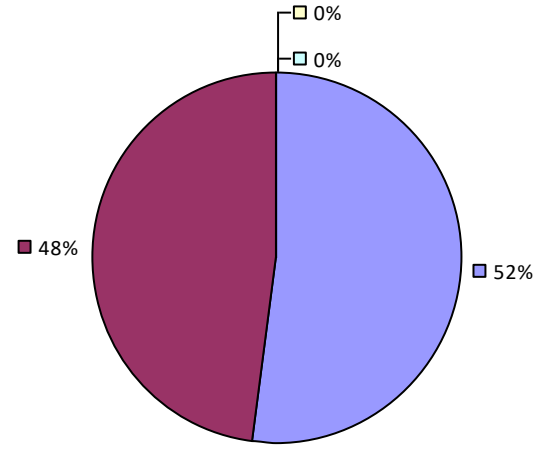
Student Performance



Teacher Observation



Overall Rating



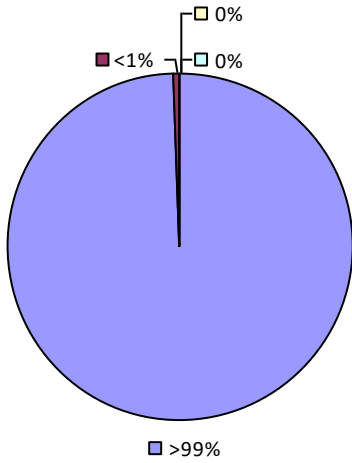
2018-19 PRINCIPAL EVALUATION RESULTS NOT SHOWN DUE TO SUPPRESSION\*

\* Data is suppressed if 100% of teachers/principals received the same rating or if the total teachers/principals in an LEA is less than five.

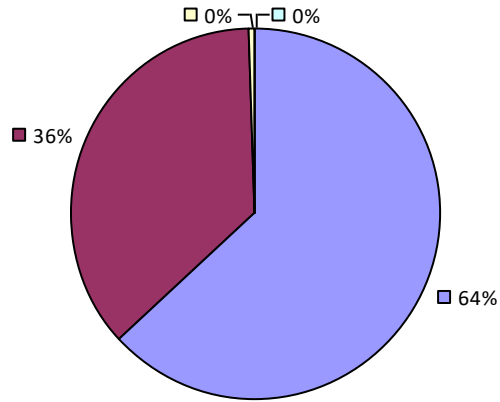
# STARPOINT CSD

## 2018-19 TEACHER EVALUATION RESULTS

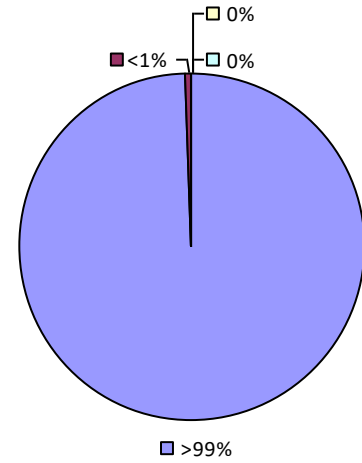
### Student Performance



### Teacher Observation



### Overall Rating



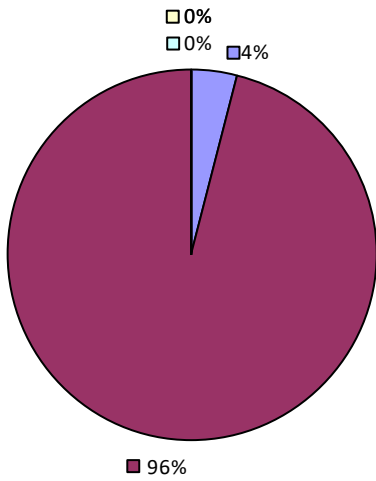
2018-19 PRINCIPAL EVALUATION RESULTS NOT SHOWN DUE TO SUPPRESSION\*

\* Data is suppressed if 100% of teachers/principals received the same rating or if the total teachers/principals in an LEA is less than five.

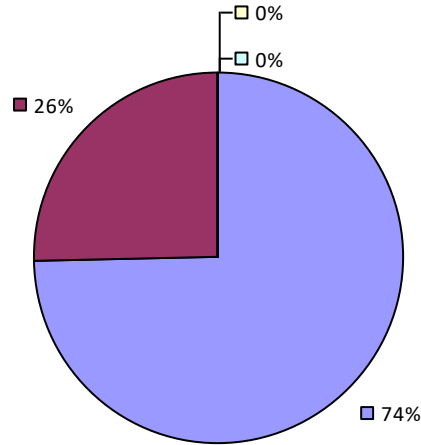
# STILLWATER CSD

## 2018-19 TEACHER EVALUATION RESULTS

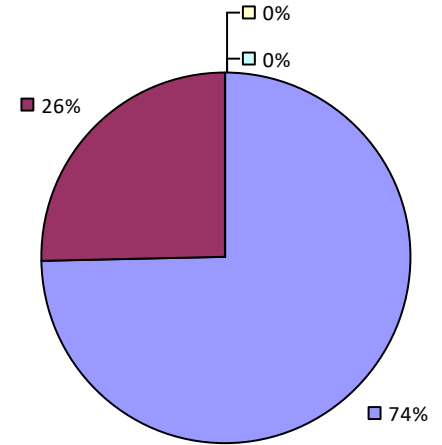
Student Performance



Teacher Observation



Overall Rating



2018-19 PRINCIPAL EVALUATION RESULTS NOT SHOWN DUE TO SUPPRESSION\*

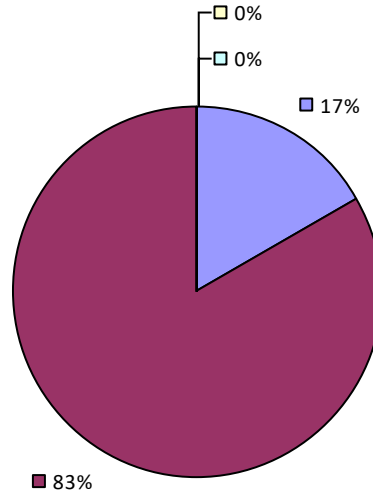
\* Data is suppressed if 100% of teachers/principals received the same rating or if the total teachers/principals in an LEA is less than five.

# STOCKBRIDGE VALLEY CSD

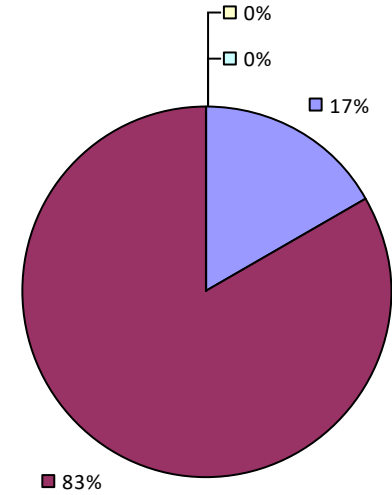
## 2018-19 TEACHER EVALUATION RESULTS

Student performance results not shown due to suppression\*

### Teacher Observation



### Overall Rating



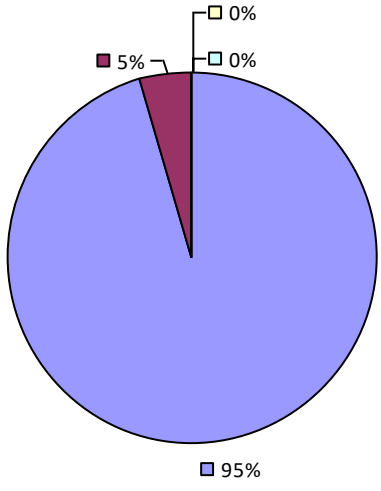
## 2018-19 PRINCIPAL EVALUATION RESULTS NOT SHOWN DUE TO SUPPRESSION\*

\* Data is suppressed if 100% of teachers/principals received the same rating or if the total teachers/principals in an LEA is less than five.

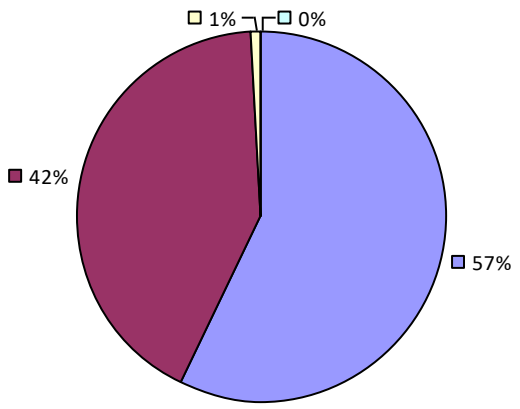
# SUFFERN CSD

## 2018-19 TEACHER EVALUATION RESULTS

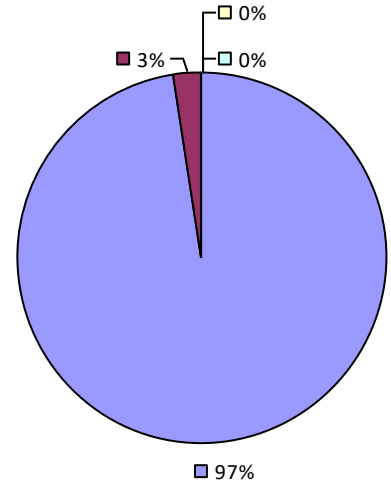
Student Performance



Teacher Observation



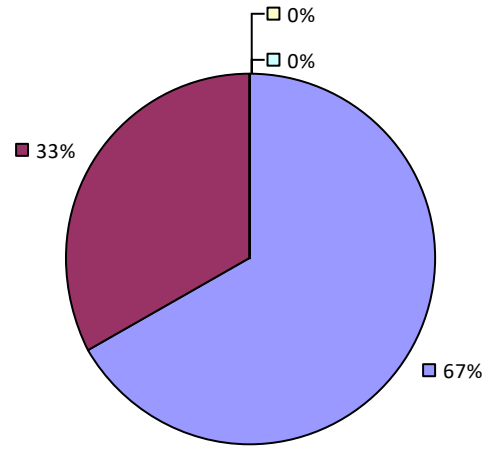
Overall Rating



## 2018-19 PRINCIPAL EVALUATION RESULTS

Student performance results not shown due to suppression\*

Principal School Visits



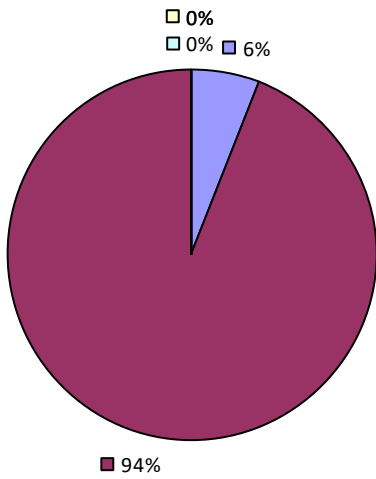
Overall results not shown due to suppression\*

\* Data is suppressed if 100% of teachers/principals received the same rating or if the total teachers/principals in an LEA is less than five.

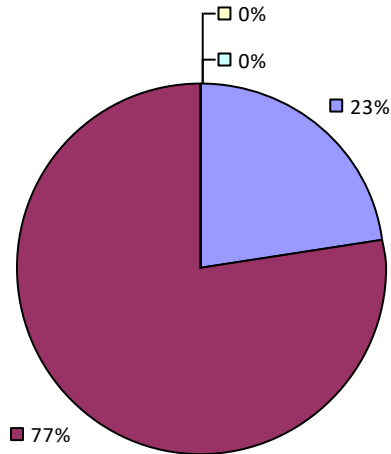
# SULLIVAN BOCES

## 2018-19 TEACHER EVALUATION RESULTS

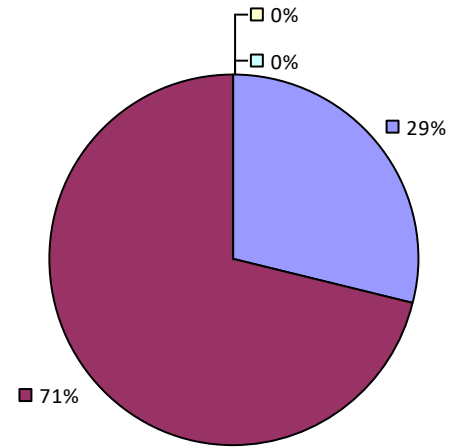
### Student Performance



### Teacher Observation



### Overall Rating



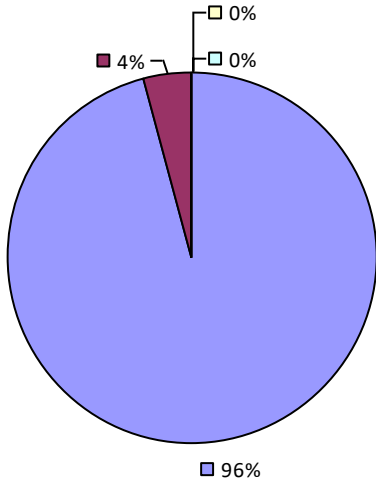
2018-19 PRINCIPAL EVALUATION RESULTS NOT SHOWN DUE TO SUPPRESSION\*

\* Data is suppressed if 100% of teachers/principals received the same rating or if the total teachers/principals in an LEA is less than five.

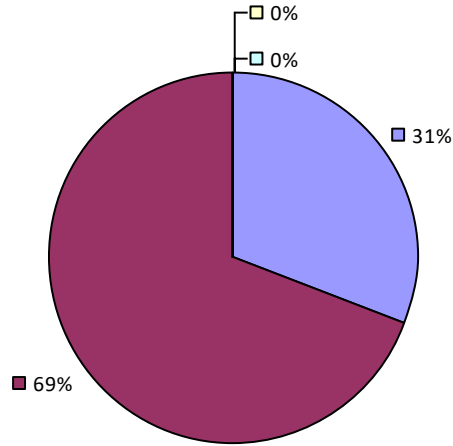
# SULLIVAN WEST CSD

## 2018-19 TEACHER EVALUATION RESULTS

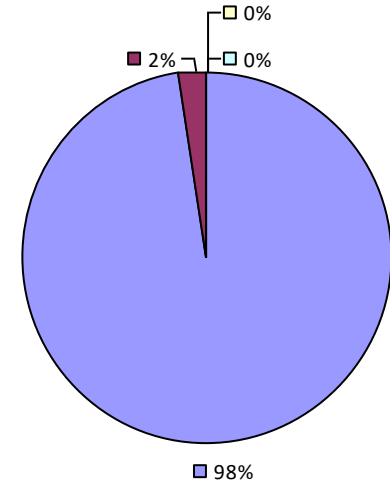
Student Performance



Teacher Observation



Overall Rating



2018-19 PRINCIPAL EVALUATION RESULTS NOT SHOWN DUE TO SUPPRESSION\*

\* Data is suppressed if 100% of teachers/principals received the same rating or if the total teachers/principals in an LEA is less than five.



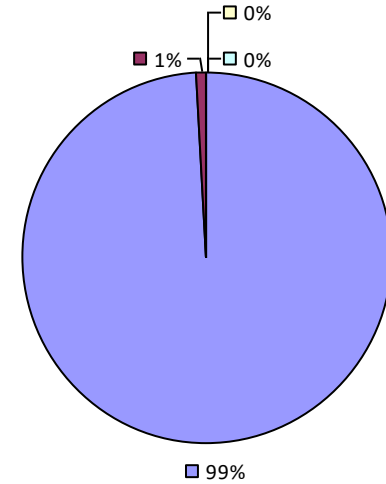
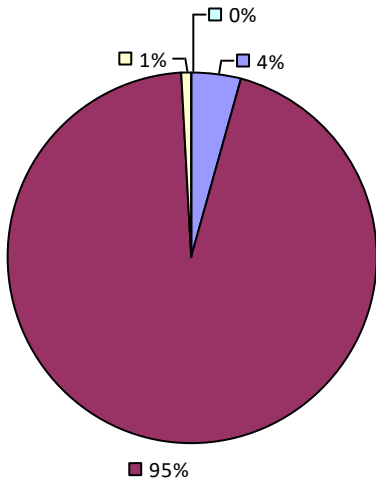
# SUSQUEHANNA VALLEY CSD

## 2018-19 TEACHER EVALUATION RESULTS

Student Performance

Teacher observation results not shown due to suppression\*

Overall Rating



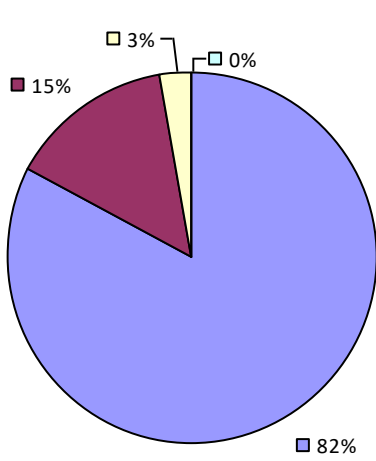
## 2018-19 PRINCIPAL EVALUATION RESULTS NOT SHOWN DUE TO SUPPRESSION\*

\* Data is suppressed if 100% of teachers/principals received the same rating or if the total teachers/principals in an LEA is less than five.

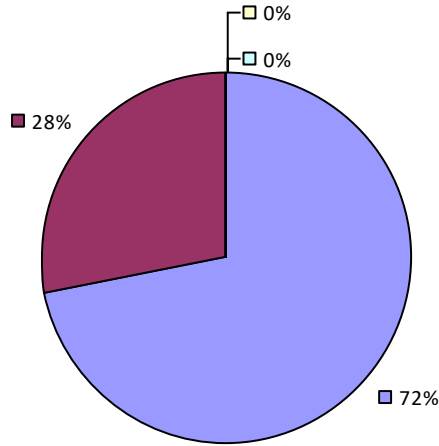
# SWEET HOME CSD

## 2018-19 TEACHER EVALUATION RESULTS

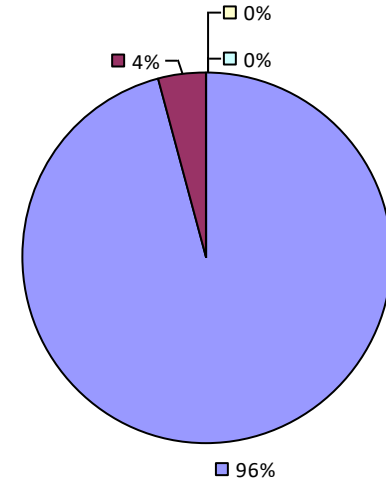
### Student Performance



### Teacher Observation



### Overall Rating



2018-19 PRINCIPAL EVALUATION RESULTS NOT SHOWN DUE TO SUPPRESSION\*

\* Data is suppressed if 100% of teachers/principals received the same rating or if the total teachers/principals in an LEA is less than five.

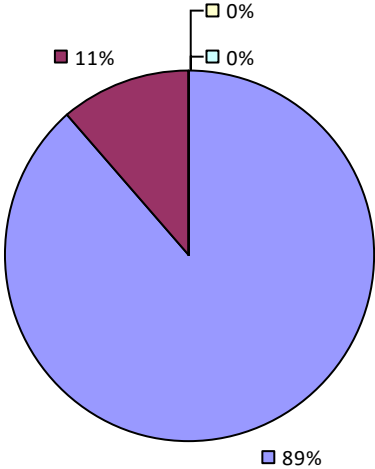
**SYOSSET CSD**

**2018-19 TEACHER EVALUATION RESULTS**

*Student performance results not shown due to suppression\**

**Teacher Observation**

*Overall results not shown due to suppression\**



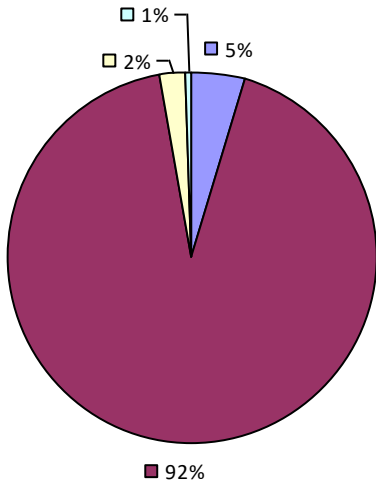
**2018-19 PRINCIPAL EVALUATION RESULTS NOT SHOWN DUE TO SUPPRESSION\***

\* Data is suppressed if 100% of teachers/principals received the same rating or if the total teachers/principals in an LEA is less than five.

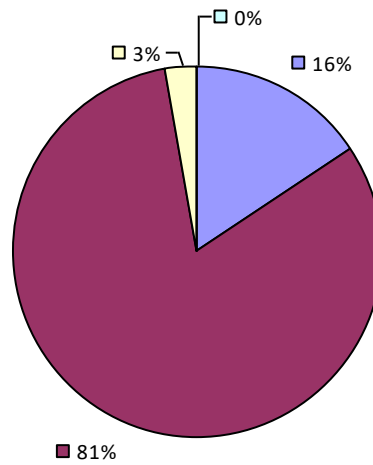
# SYRACUSE CITY SD

## 2018-19 TEACHER EVALUATION RESULTS

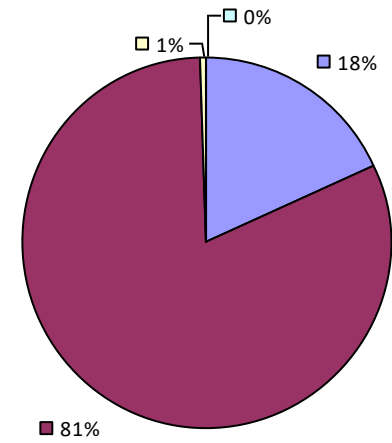
Student Performance



Teacher Observation



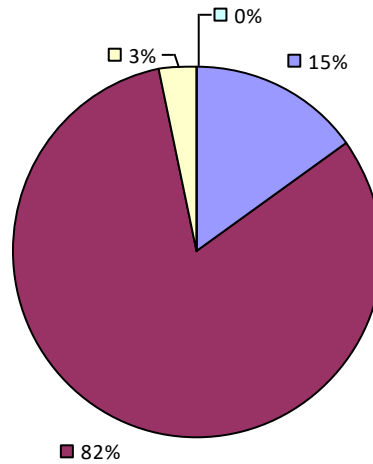
Overall Rating



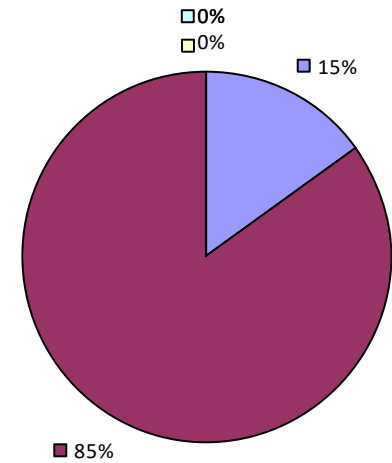
## 2018-19 PRINCIPAL EVALUATION RESULTS

Student performance results not shown due to suppression\*

Principal School Visits



Overall Rating

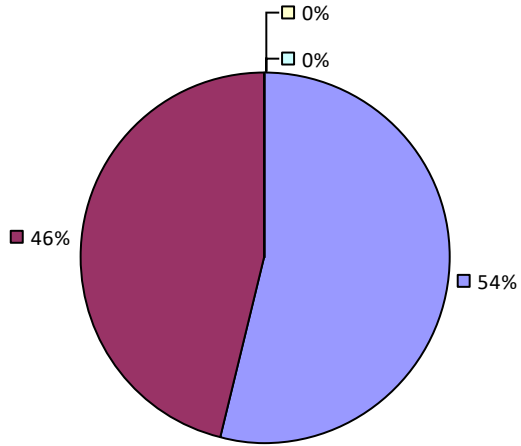


\* Data is suppressed if 100% of teachers/principals received the same rating or if the total teachers/principals in an LEA is less than five.

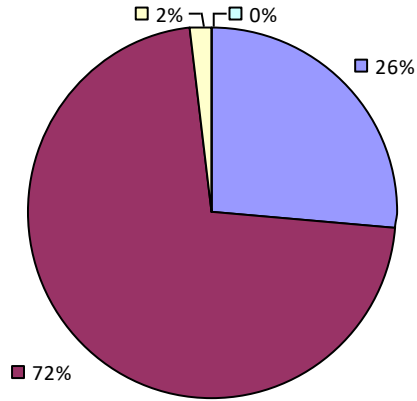
# TACONIC HILLS CSD

## 2018-19 TEACHER EVALUATION RESULTS

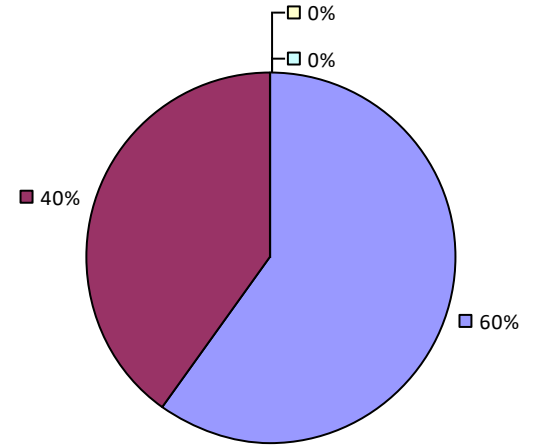
### Student Performance



### Teacher Observation



### Overall Rating



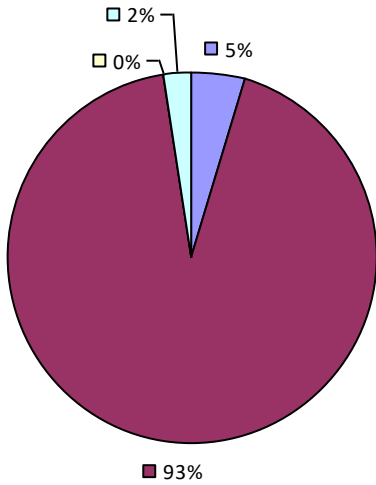
2018-19 PRINCIPAL EVALUATION RESULTS NOT SHOWN DUE TO SUPPRESSION\*

\* Data is suppressed if 100% of teachers/principals received the same rating or if the total teachers/principals in an LEA is less than five.

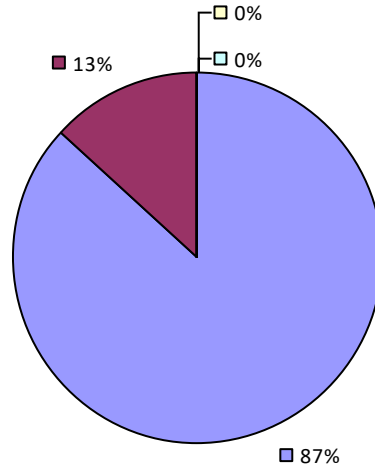
# THOUSAND ISLANDS CSD

## 2018-19 TEACHER EVALUATION RESULTS

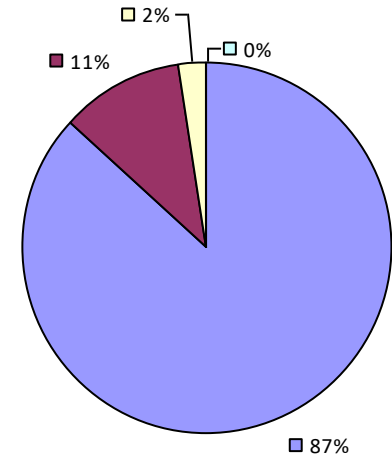
Student Performance



Teacher Observation



Overall Rating



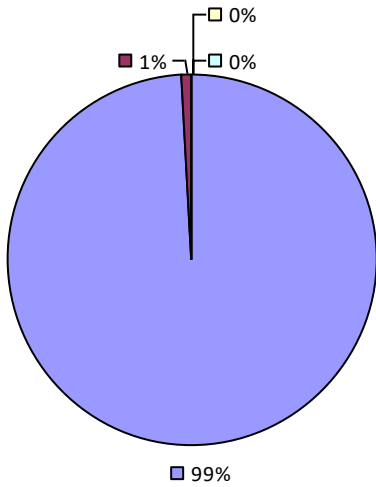
2018-19 PRINCIPAL EVALUATION RESULTS NOT SHOWN DUE TO SUPPRESSION\*

\* Data is suppressed if 100% of teachers/principals received the same rating or if the total teachers/principals in an LEA is less than five.

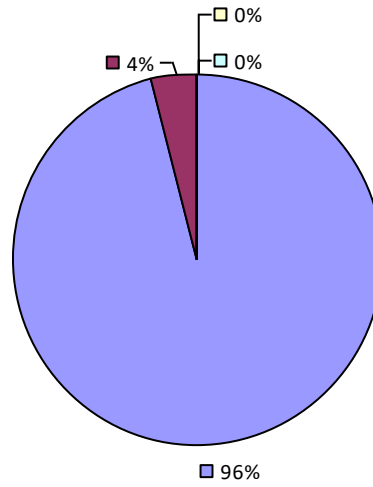
# THREE VILLAGE CSD

## 2018-19 TEACHER EVALUATION RESULTS

Student Performance



Teacher Observation



Overall results not shown due to suppression\*

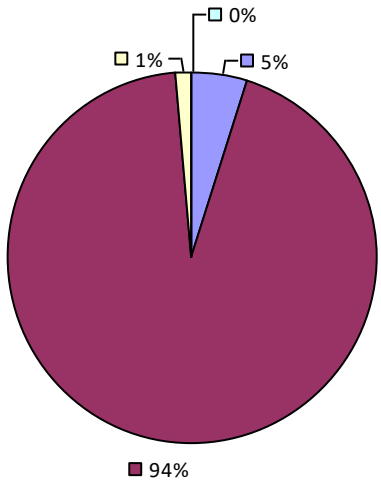
## 2018-19 PRINCIPAL EVALUATION RESULTS NOT SHOWN DUE TO SUPPRESSION\*

\* Data is suppressed if 100% of teachers/principals received the same rating or if the total teachers/principals in an LEA is less than five.

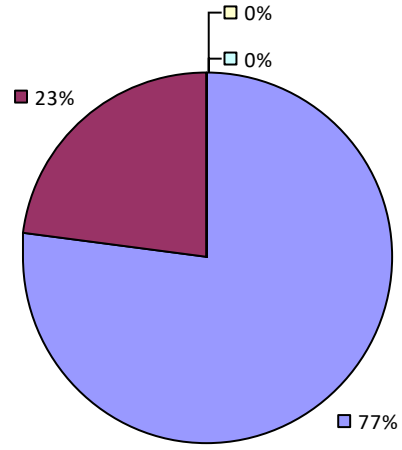
# TICONDEROGA CSD

## 2018-19 TEACHER EVALUATION RESULTS

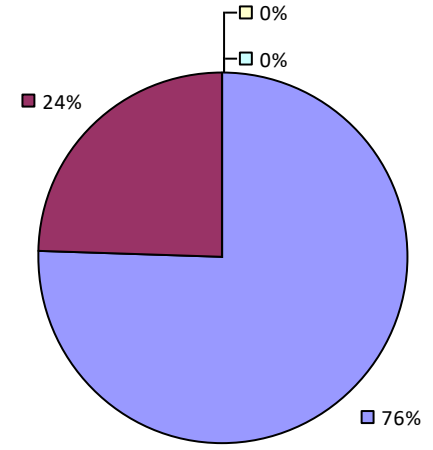
Student Performance



Teacher Observation



Overall Rating



2018-19 PRINCIPAL EVALUATION RESULTS NOT SHOWN DUE TO SUPPRESSION\*

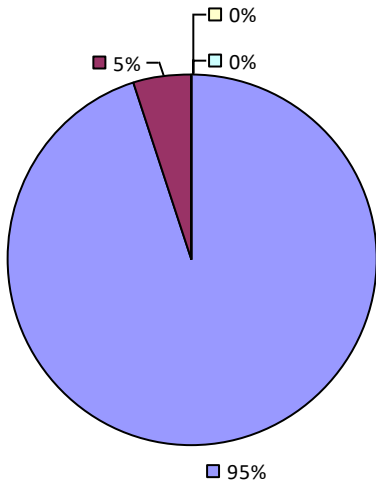
\* Data is suppressed if 100% of teachers/principals received the same rating or if the total teachers/principals in an LEA is less than five.



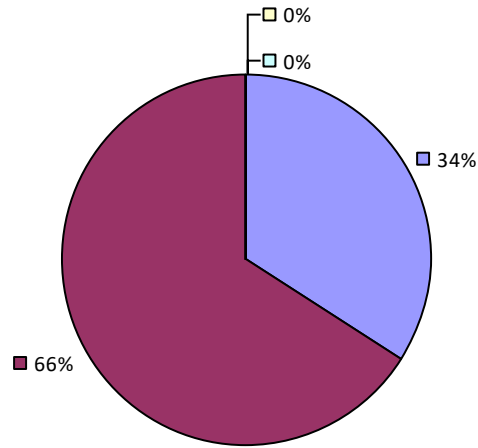
# TIOGA CSD

## 2018-19 TEACHER EVALUATION RESULTS

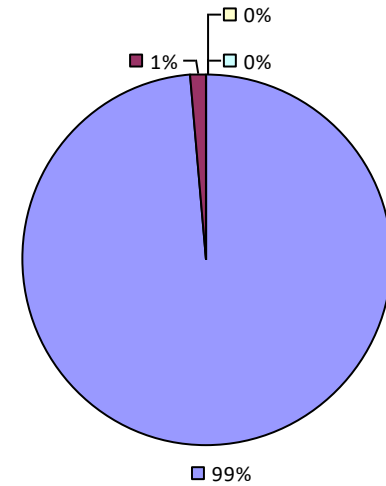
Student Performance



Teacher Observation



Overall Rating



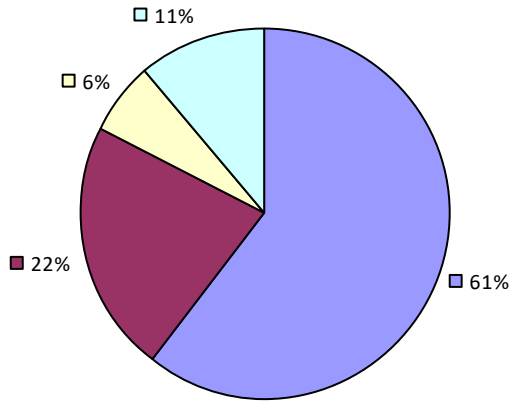
2018-19 PRINCIPAL EVALUATION RESULTS NOT SHOWN DUE TO SUPPRESSION\*

\* Data is suppressed if 100% of teachers/principals received the same rating or if the total teachers/principals in an LEA is less than five.

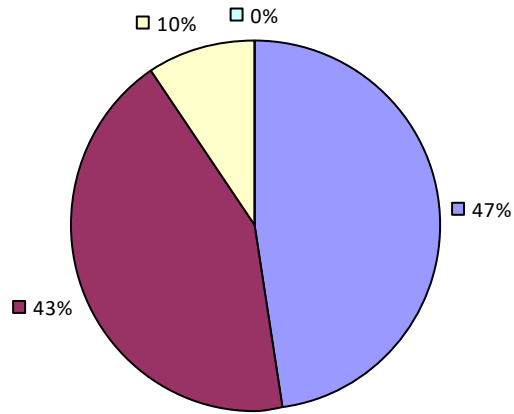
# TOMPKINS-SENECA-TIOGA BOCES

## 2018-19 TEACHER EVALUATION RESULTS

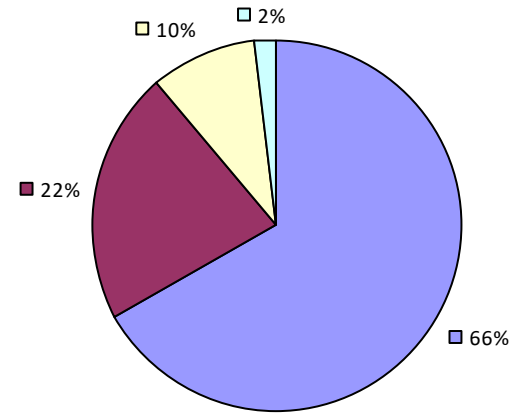
### Student Performance



### Teacher Observation



### Overall Rating



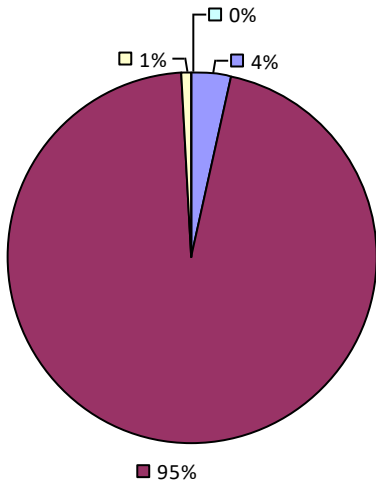
2018-19 PRINCIPAL EVALUATION RESULTS NOT SHOWN DUE TO SUPPRESSION\*

\* Data is suppressed if 100% of teachers/principals received the same rating or if the total teachers/principals in an LEA is less than five.

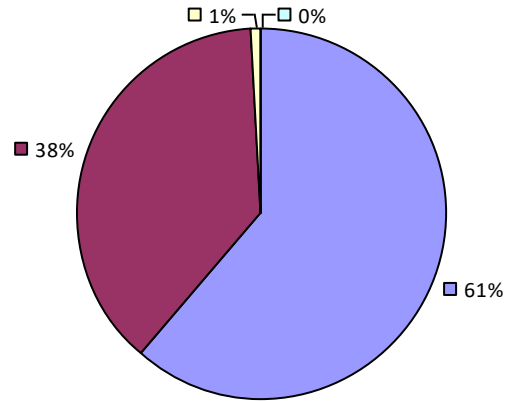
# TONAWANDA CITY SD

## 2018-19 TEACHER EVALUATION RESULTS

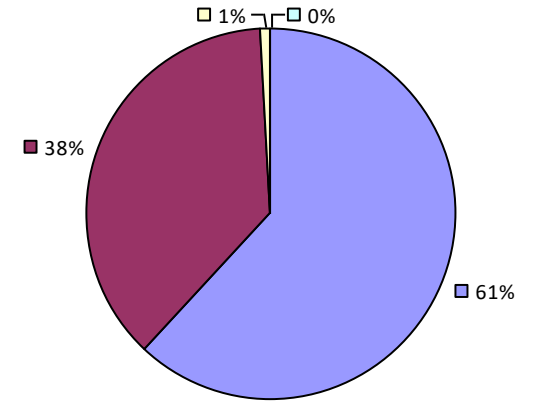
### Student Performance



### Teacher Observation



### Overall Rating



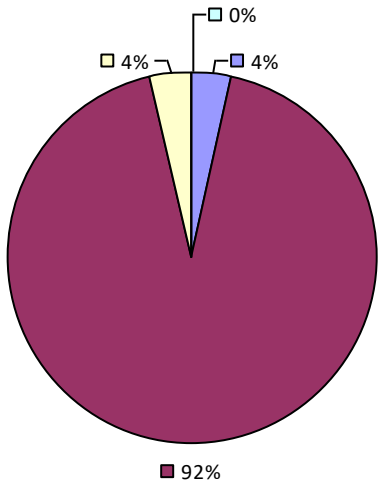
2018-19 PRINCIPAL EVALUATION RESULTS NOT SHOWN DUE TO SUPPRESSION\*

\* Data is suppressed if 100% of teachers/principals received the same rating or if the total teachers/principals in an LEA is less than five.

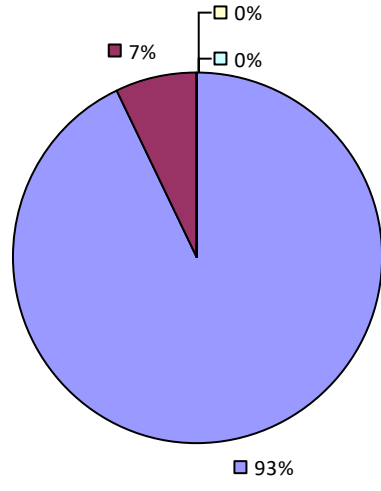
# TOWN OF WEBB UFSD

## 2018-19 TEACHER EVALUATION RESULTS

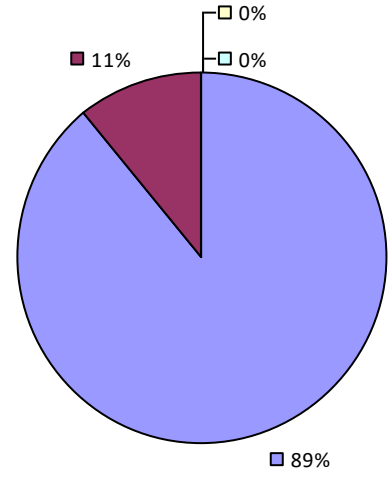
Student Performance



Teacher Observation



Overall Rating



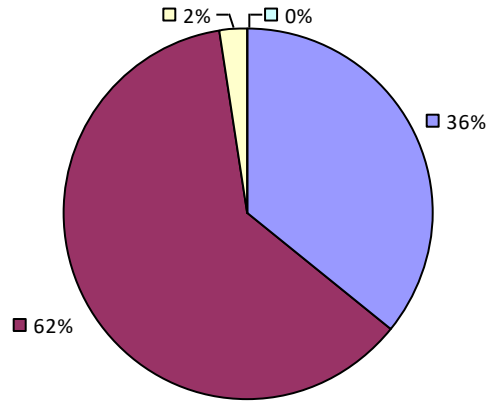
2018-19 PRINCIPAL EVALUATION RESULTS NOT SHOWN DUE TO SUPPRESSION\*

\* Data is suppressed if 100% of teachers/principals received the same rating or if the total teachers/principals in an LEA is less than five.

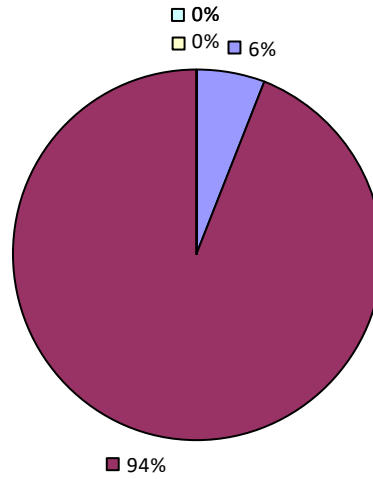
# TRI-VALLEY CSD

## 2018-19 TEACHER EVALUATION RESULTS

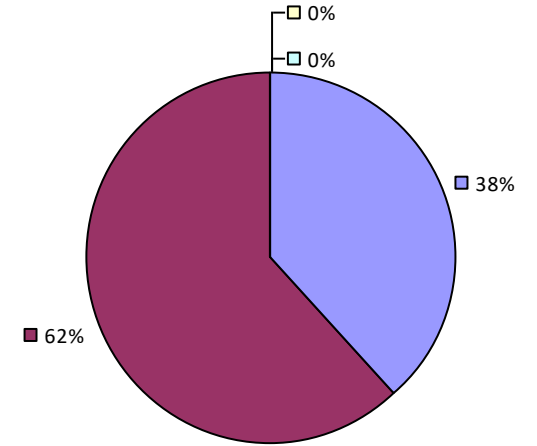
### Student Performance



### Teacher Observation



### Overall Rating



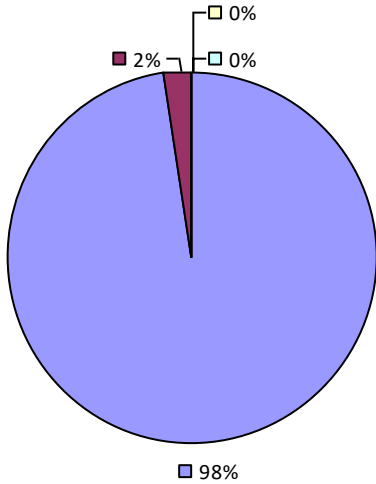
2018-19 PRINCIPAL EVALUATION RESULTS NOT SHOWN DUE TO SUPPRESSION\*

\* Data is suppressed if 100% of teachers/principals received the same rating or if the total teachers/principals in an LEA is less than five.

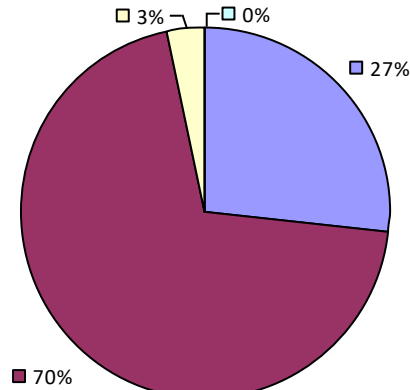
# TROY CITY SD

## 2018-19 TEACHER EVALUATION RESULTS

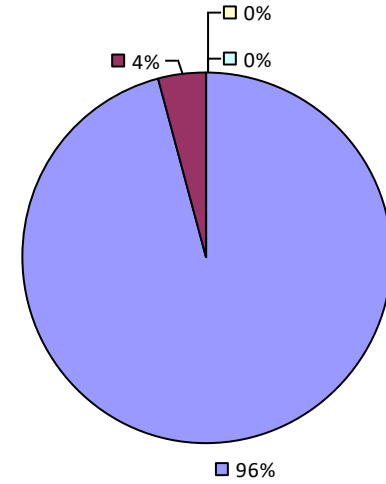
Student Performance



Teacher Observation

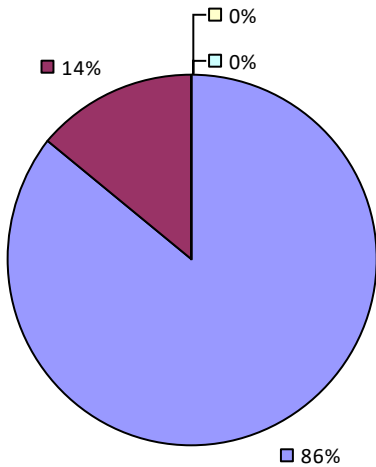


Overall Rating

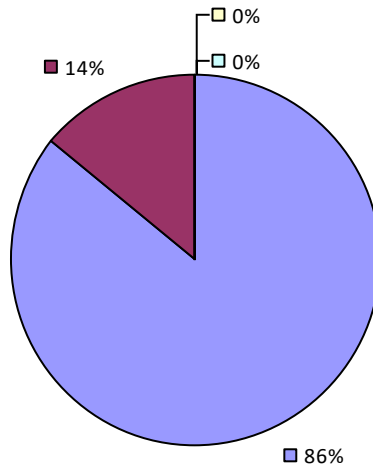


## 2018-19 PRINCIPAL EVALUATION RESULTS

Student Performance



Principal School Visits



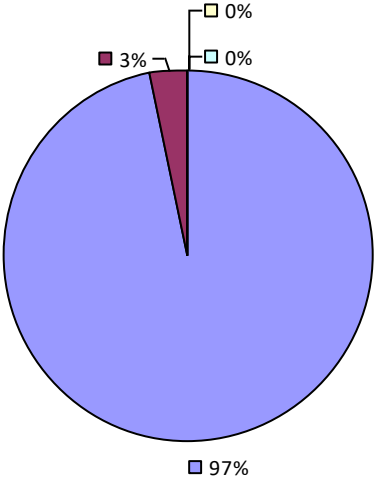
Overall results not shown due to suppression\*

\* Data is suppressed if 100% of teachers/principals received the same rating or if the total teachers/principals in an LEA is less than five.

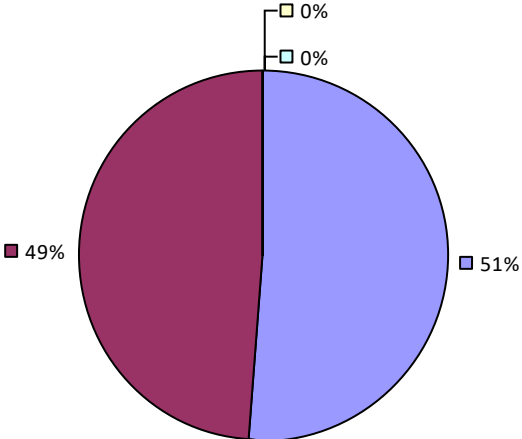
# TRUMANSBURG CSD

## 2018-19 TEACHER EVALUATION RESULTS

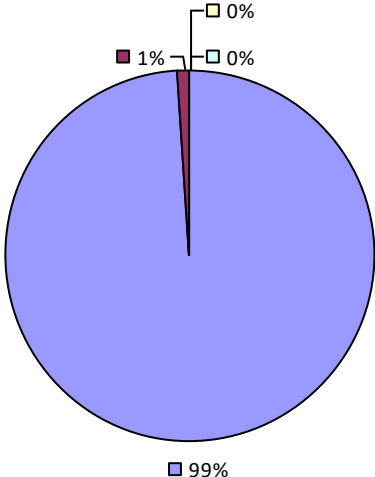
Student Performance



Teacher Observation



Overall Rating



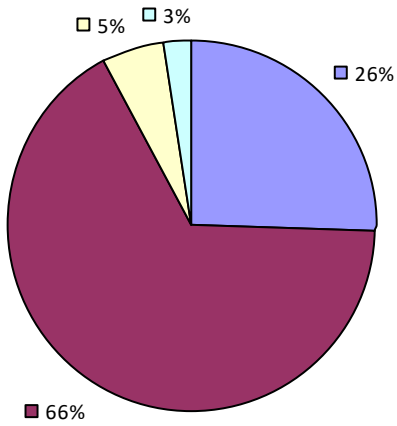
2018-19 PRINCIPAL EVALUATION RESULTS NOT SHOWN DUE TO SUPPRESSION\*

\* Data is suppressed if 100% of teachers/principals received the same rating or if the total teachers/principals in an LEA is less than five.

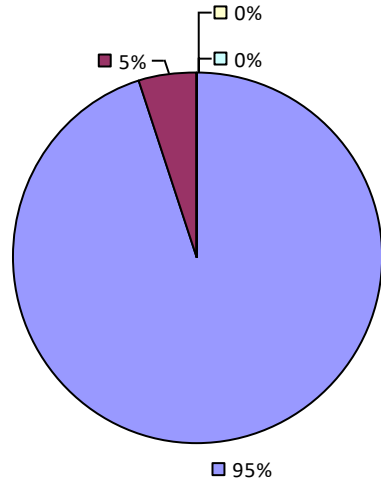
# TUCKAHOE COMN SD

## 2018-19 TEACHER EVALUATION RESULTS

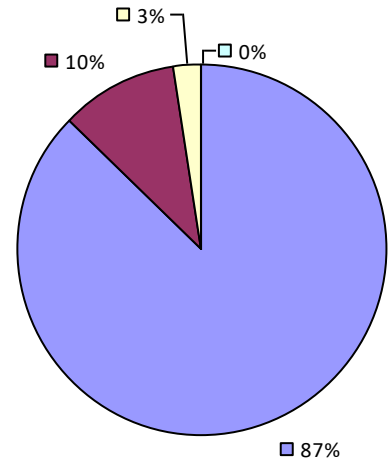
### Student Performance



### Teacher Observation



### Overall Rating



2018-19 PRINCIPAL EVALUATION RESULTS NOT SHOWN DUE TO SUPPRESSION\*

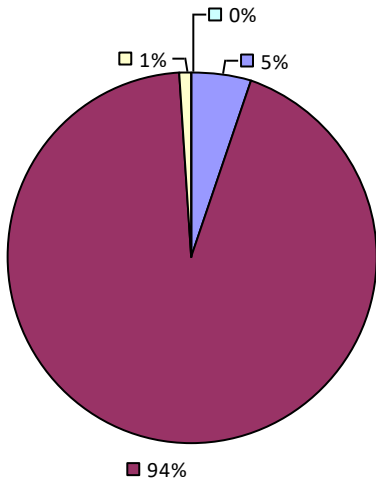
\* Data is suppressed if 100% of teachers/principals received the same rating or if the total teachers/principals in an LEA is less than five.



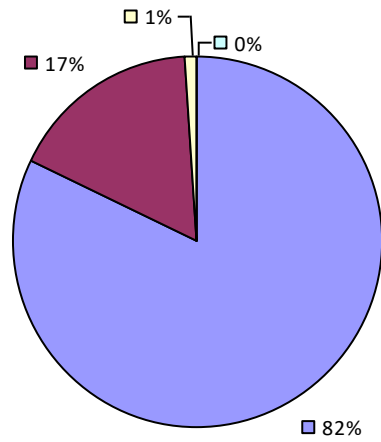
# TUCKAHOE UFSD

## 2018-19 TEACHER EVALUATION RESULTS

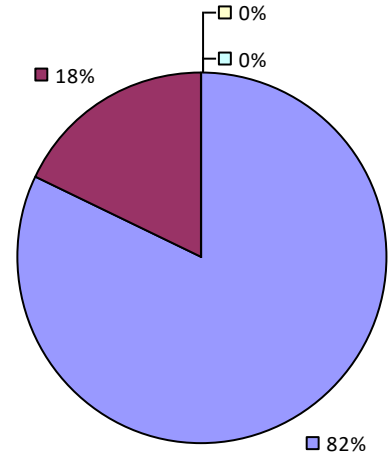
### Student Performance



### Teacher Observation



### Overall Rating



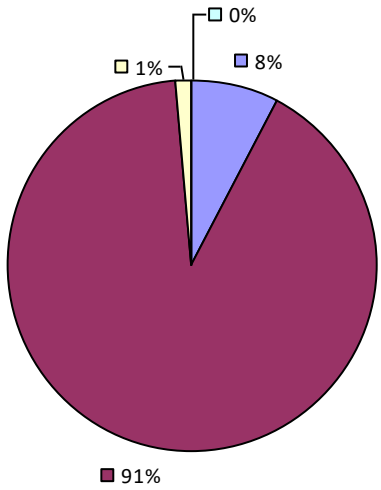
2018-19 PRINCIPAL EVALUATION RESULTS NOT SHOWN DUE TO SUPPRESSION\*

\* Data is suppressed if 100% of teachers/principals received the same rating or if the total teachers/principals in an LEA is less than five.

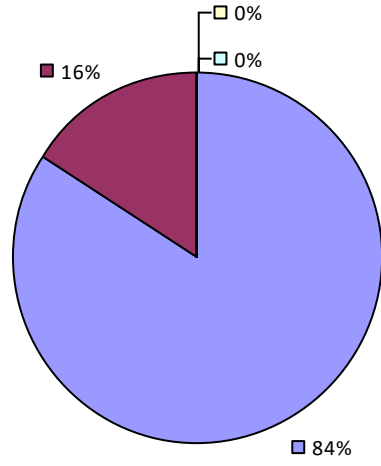
# TULLY CSD

## 2018-19 TEACHER EVALUATION RESULTS

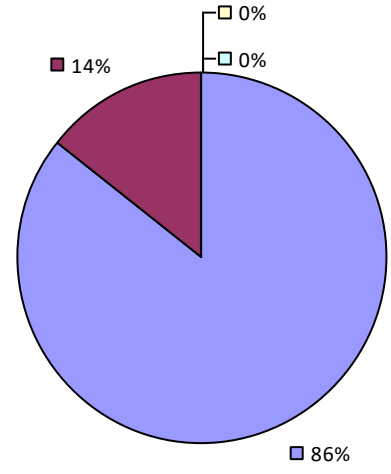
Student Performance



Teacher Observation



Overall Rating



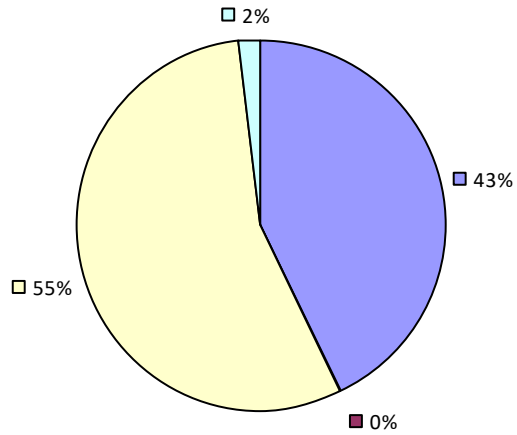
2018-19 PRINCIPAL EVALUATION RESULTS NOT SHOWN DUE TO SUPPRESSION\*

\* Data is suppressed if 100% of teachers/principals received the same rating or if the total teachers/principals in an LEA is less than five.

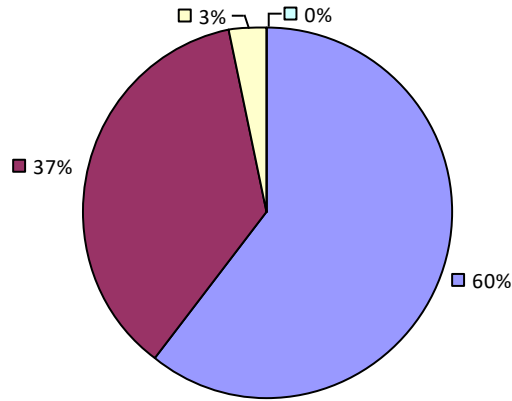
# TUPPER LAKE CSD

## 2018-19 TEACHER EVALUATION RESULTS

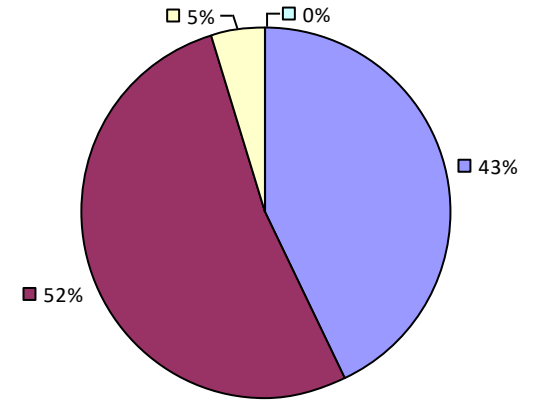
Student Performance



Teacher Observation



Overall Rating



2018-19 PRINCIPAL EVALUATION RESULTS NOT SHOWN DUE TO SUPPRESSION\*

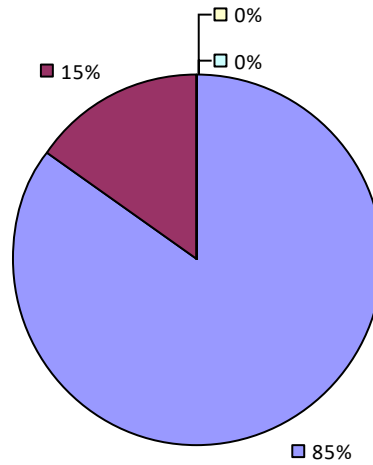
\* Data is suppressed if 100% of teachers/principals received the same rating or if the total teachers/principals in an LEA is less than five.

# TUXEDO UFSD

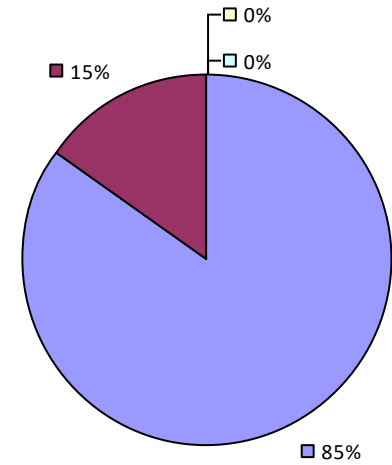
## 2018-19 TEACHER EVALUATION RESULTS

Student performance results not shown due to suppression\*

### Teacher Observation



### Overall Rating



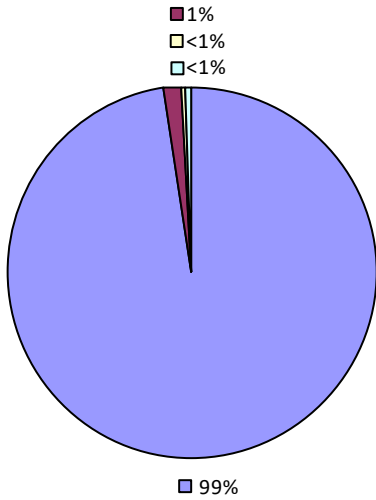
## 2018-19 PRINCIPAL EVALUATION RESULTS NOT SHOWN DUE TO SUPPRESSION\*

\* Data is suppressed if 100% of teachers/principals received the same rating or if the total teachers/principals in an LEA is less than five.

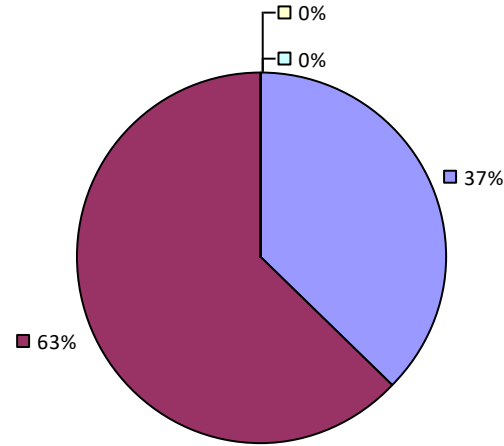
# UFSD-TARRYTOWNS

## 2018-19 TEACHER EVALUATION RESULTS

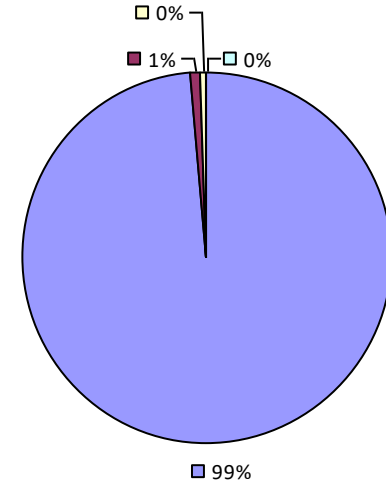
### Student Performance



### Teacher Observation



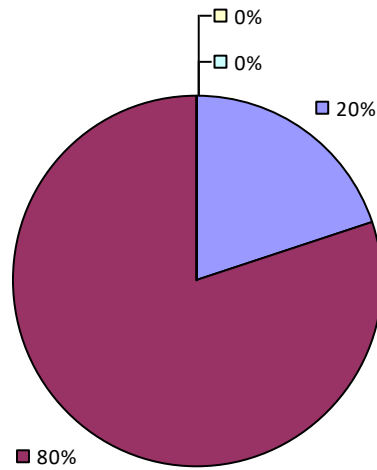
### Overall Rating



## 2018-19 PRINCIPAL EVALUATION RESULTS

Student performance results not shown due to suppression\*

### Principal School Visits



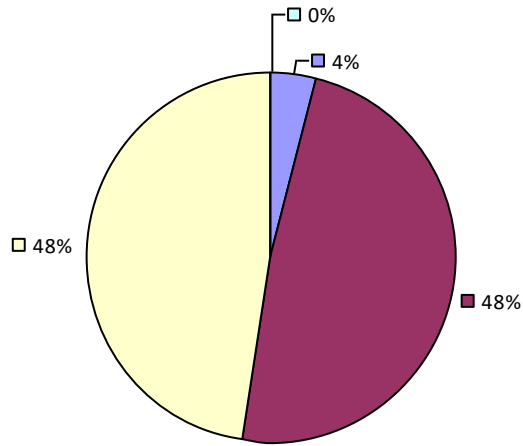
Overall results not shown due to suppression\*

\* Data is suppressed if 100% of teachers/principals received the same rating or if the total teachers/principals in an LEA is less than five.

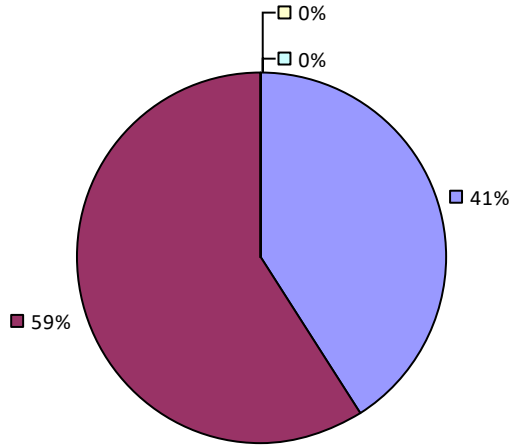
# ULSTER BOCES

## 2018-19 TEACHER EVALUATION RESULTS

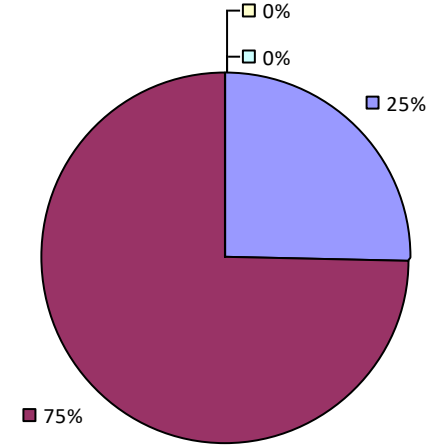
Student Performance



Teacher Observation



Overall Rating



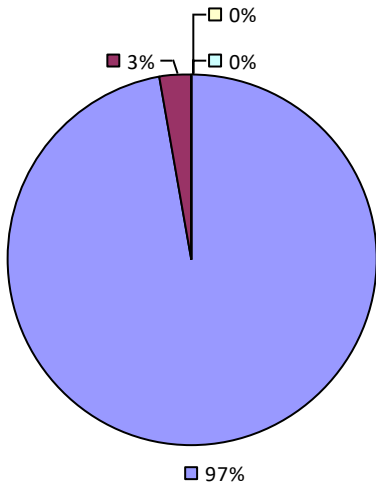
2018-19 PRINCIPAL EVALUATION RESULTS NOT SHOWN DUE TO SUPPRESSION\*

\* Data is suppressed if 100% of teachers/principals received the same rating or if the total teachers/principals in an LEA is less than five.

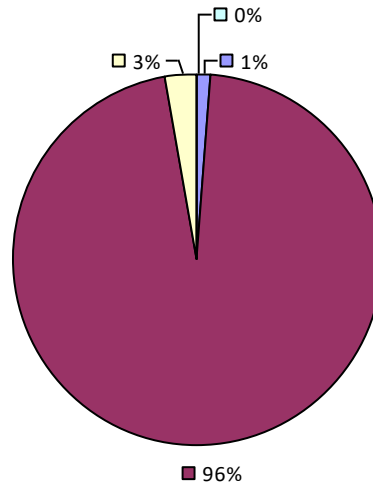
# UNADILLA VALLEY CSD

## 2018-19 TEACHER EVALUATION RESULTS

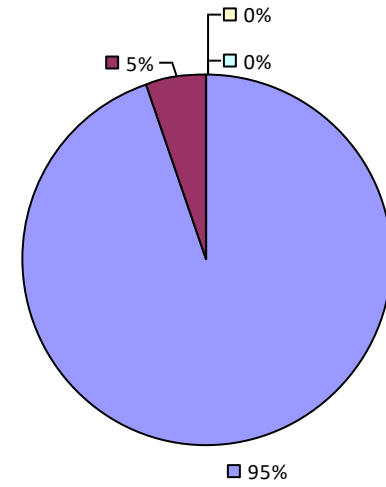
Student Performance



Teacher Observation



Overall Rating



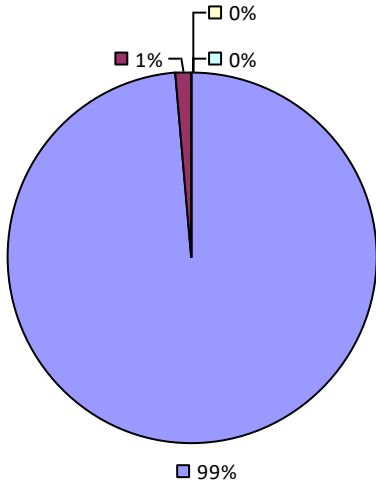
2018-19 PRINCIPAL EVALUATION RESULTS NOT SHOWN DUE TO SUPPRESSION\*

\* Data is suppressed if 100% of teachers/principals received the same rating or if the total teachers/principals in an LEA is less than five.

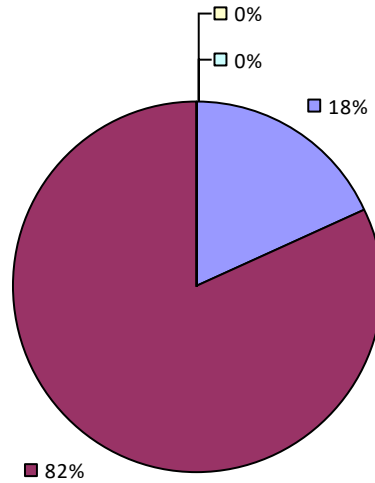
# UNION SPRINGS CSD

## 2018-19 TEACHER EVALUATION RESULTS

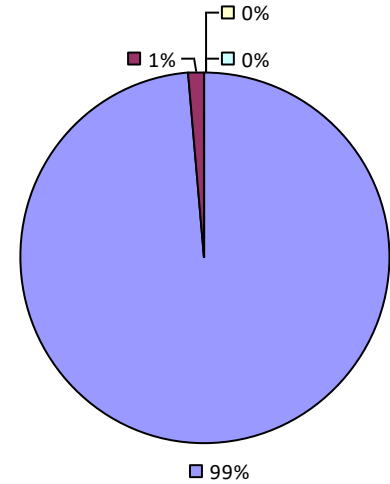
Student Performance



Teacher Observation



Overall Rating



2018-19 PRINCIPAL EVALUATION RESULTS NOT SHOWN DUE TO SUPPRESSION\*

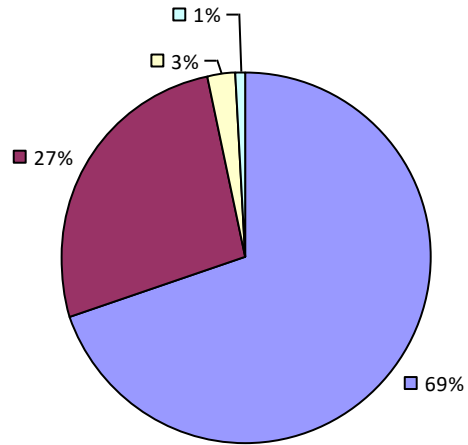
\* Data is suppressed if 100% of teachers/principals received the same rating or if the total teachers/principals in an LEA is less than five.



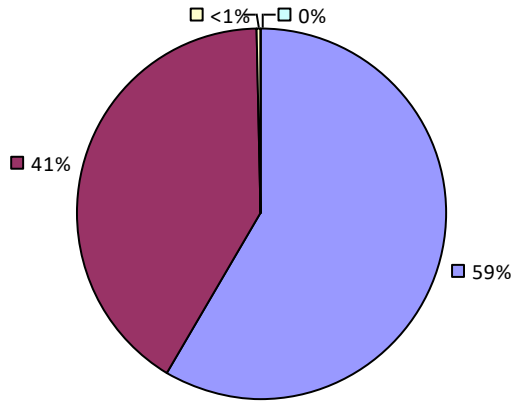
# UNIONDALE UFSD

## 2018-19 TEACHER EVALUATION RESULTS

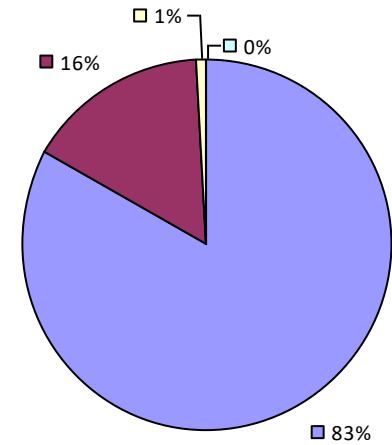
Student Performance



Teacher Observation



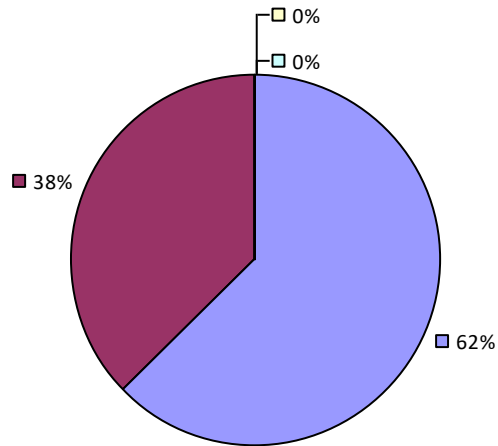
Overall Rating



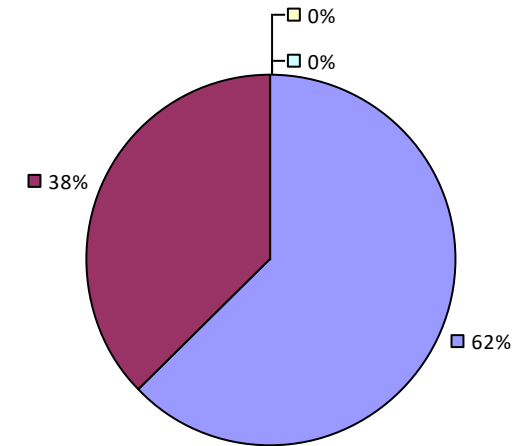
## 2018-19 PRINCIPAL EVALUATION RESULTS

Student performance results not shown due to suppression\*

Principal School Visits



Overall Rating

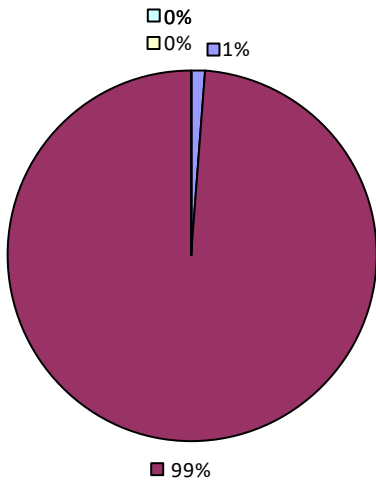


\* Data is suppressed if 100% of teachers/principals received the same rating or if the total teachers/principals in an LEA is less than five.

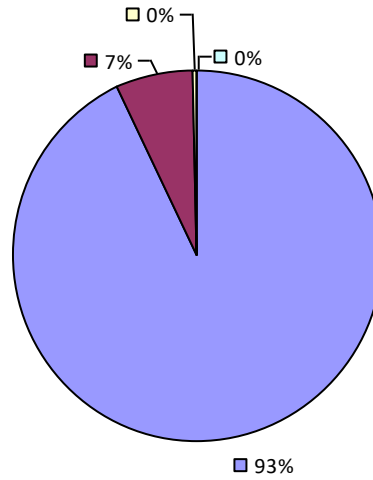
# UNION-ENDICOTT CSD

## 2018-19 TEACHER EVALUATION RESULTS

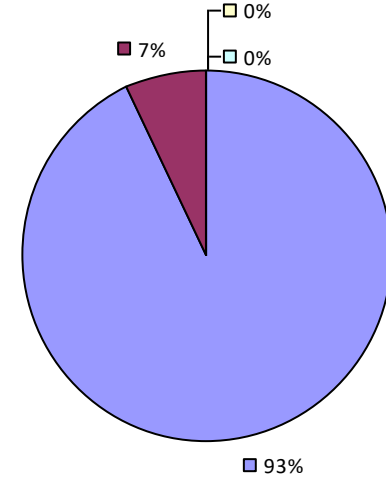
Student Performance



Teacher Observation



Overall Rating



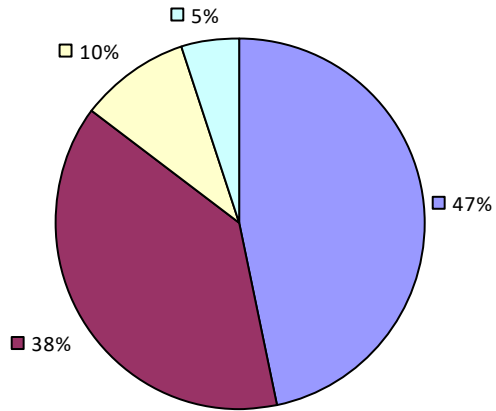
2018-19 PRINCIPAL EVALUATION RESULTS NOT SHOWN DUE TO SUPPRESSION\*

\* Data is suppressed if 100% of teachers/principals received the same rating or if the total teachers/principals in an LEA is less than five.

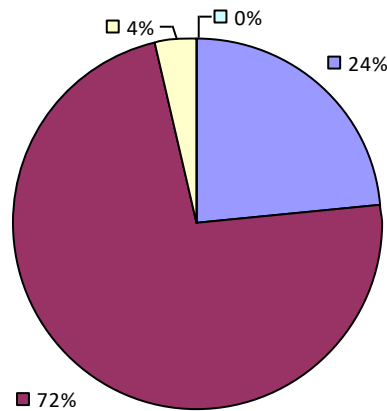
# UTICA CITY SD

## 2018-19 TEACHER EVALUATION RESULTS

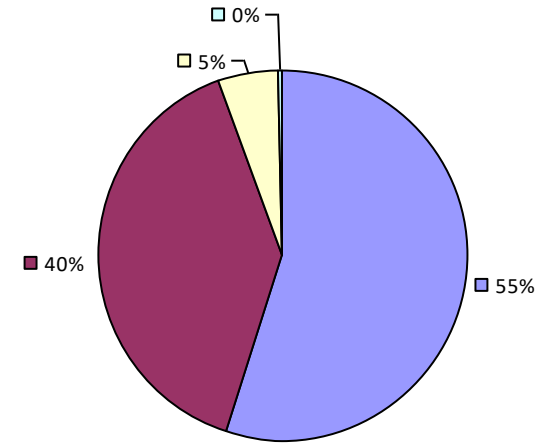
Student Performance



Teacher Observation

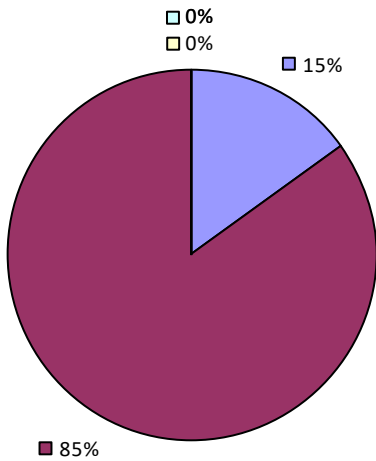


Overall Rating

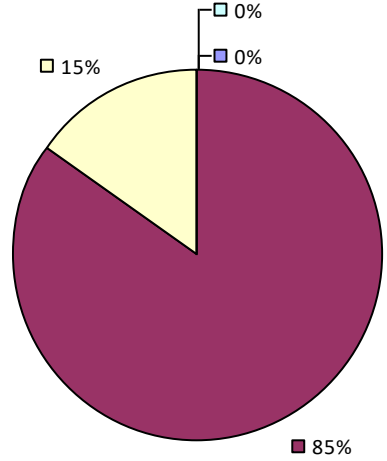


## 2018-19 PRINCIPAL EVALUATION RESULTS

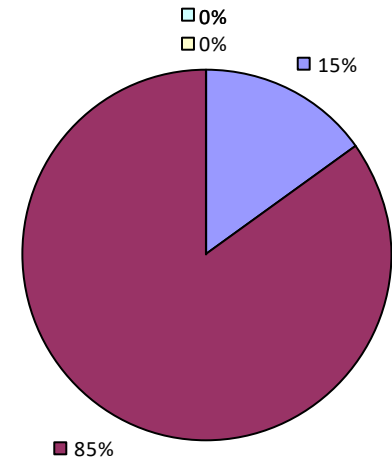
Student Performance



Principal School Visits



Overall Rating

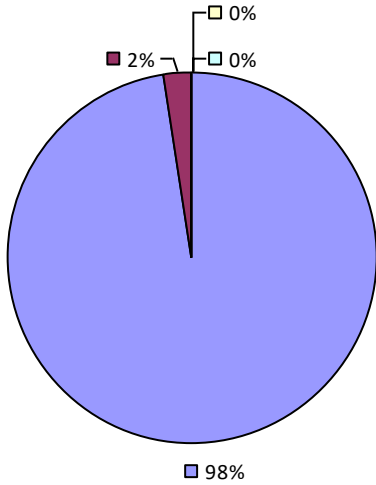


\* Data is suppressed if 100% of teachers/principals received the same rating or if the total teachers/principals in an LEA is less than five.

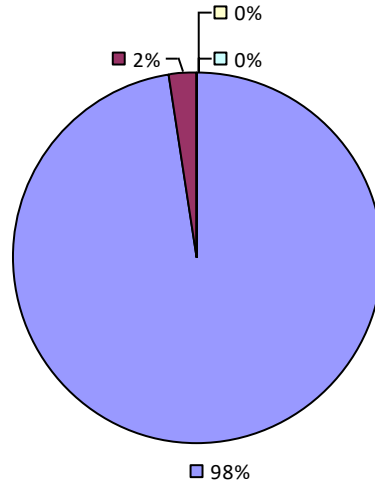
# VALHALLA UFSD

## 2018-19 TEACHER EVALUATION RESULTS

Student Performance



Teacher Observation



Overall results not shown due to suppression\*

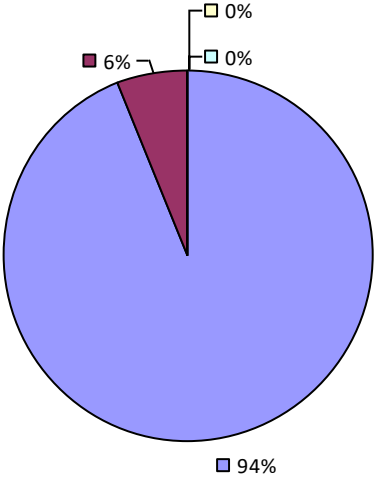
## 2018-19 PRINCIPAL EVALUATION RESULTS NOT SHOWN DUE TO SUPPRESSION\*

\* Data is suppressed if 100% of teachers/principals received the same rating or if the total teachers/principals in an LEA is less than five.

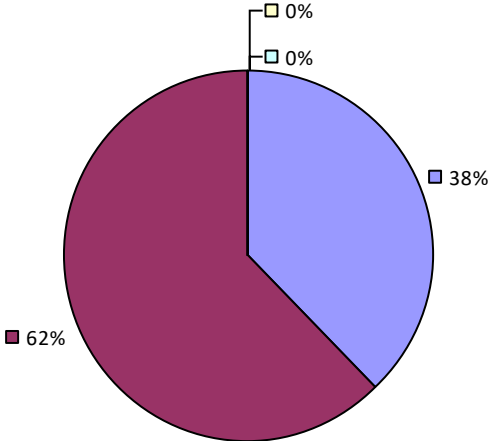
# VALLEY CSD (MONTGOMERY)

## 2018-19 TEACHER EVALUATION RESULTS

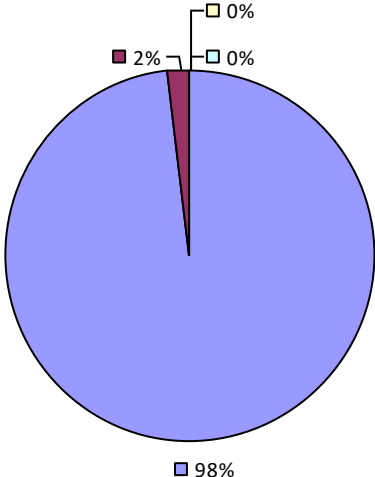
Student Performance



Teacher Observation



Overall Rating



2018-19 PRINCIPAL EVALUATION RESULTS NOT SHOWN DUE TO SUPPRESSION\*

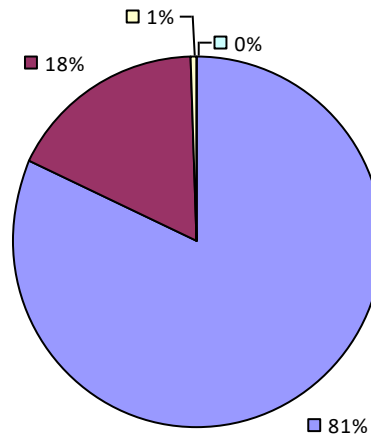
\* Data is suppressed if 100% of teachers/principals received the same rating or if the total teachers/principals in an LEA is less than five.

# VALLEY STREAM 13 UFSD

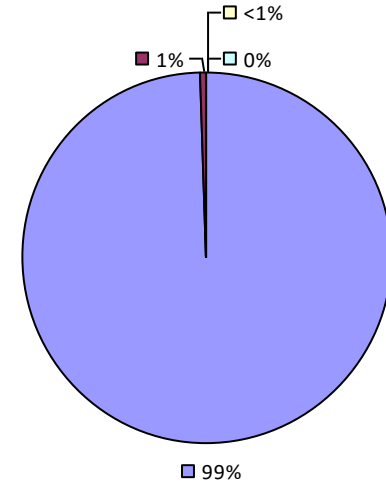
## 2018-19 TEACHER EVALUATION RESULTS

Student performance results not shown due to suppression\*

### Teacher Observation



### Overall Rating



## 2018-19 PRINCIPAL EVALUATION RESULTS NOT SHOWN DUE TO SUPPRESSION\*

\* Data is suppressed if 100% of teachers/principals received the same rating or if the total teachers/principals in an LEA is less than five.

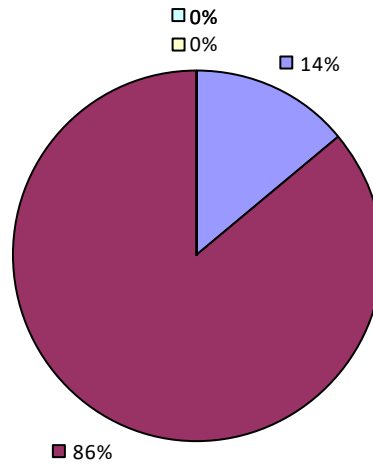
# VALLEY STREAM 24 UFSD

## 2018-19 TEACHER EVALUATION RESULTS

Student performance results not shown due to suppression\*

### Teacher Observation

Overall results not shown due to suppression\*



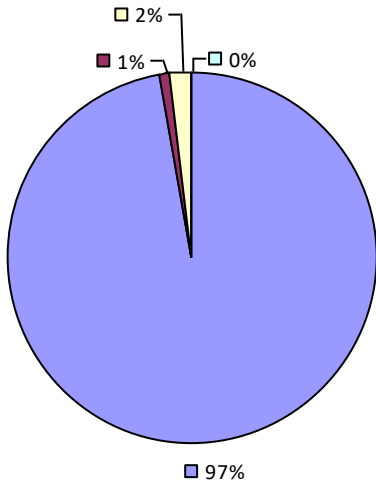
## 2018-19 PRINCIPAL EVALUATION RESULTS NOT SHOWN DUE TO SUPPRESSION\*

\* Data is suppressed if 100% of teachers/principals received the same rating or if the total teachers/principals in an LEA is less than five.

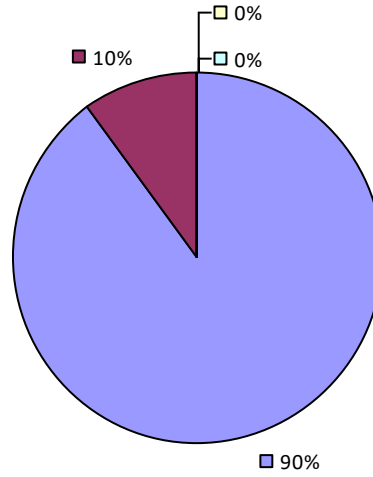
# VALLEY STREAM 30 UFSD

## 2018-19 TEACHER EVALUATION RESULTS

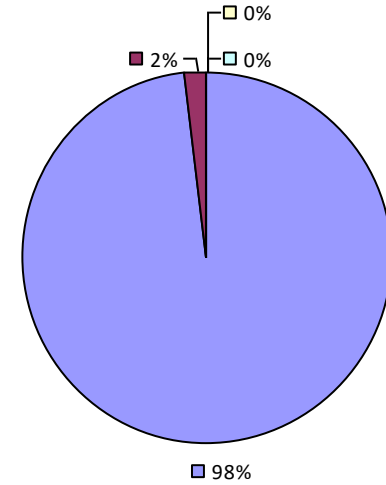
Student Performance



Teacher Observation



Overall Rating



2018-19 PRINCIPAL EVALUATION RESULTS NOT SHOWN DUE TO SUPPRESSION\*

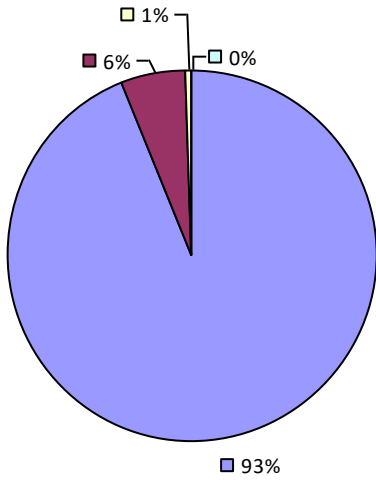
\* Data is suppressed if 100% of teachers/principals received the same rating or if the total teachers/principals in an LEA is less than five.



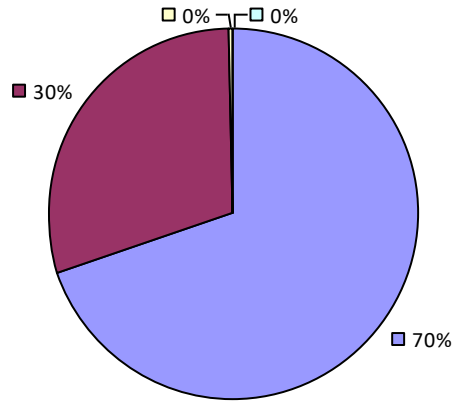
# VALLEY STREAM CENTRAL HS DISTRICT

## 2018-19 TEACHER EVALUATION RESULTS

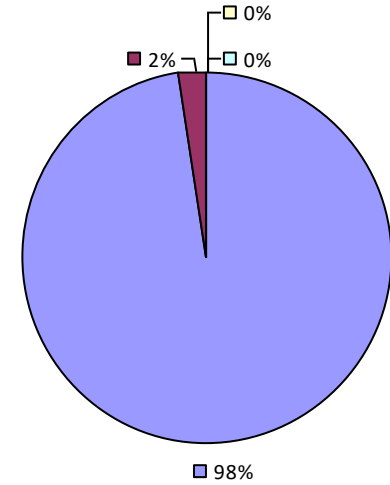
Student Performance



Teacher Observation



Overall Rating



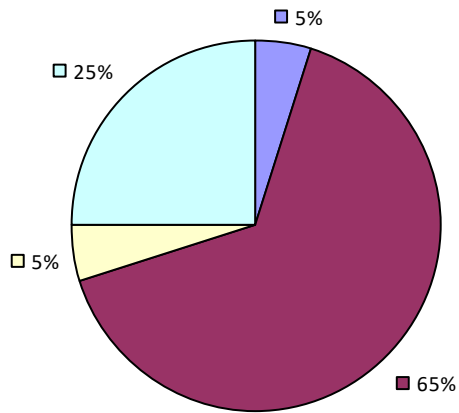
2018-19 PRINCIPAL EVALUATION RESULTS NOT SHOWN DUE TO SUPPRESSION\*

\* Data is suppressed if 100% of teachers/principals received the same rating or if the total teachers/principals in an LEA is less than five.

# VAN HORNESVILLE-OWEN D YOUNG CSD

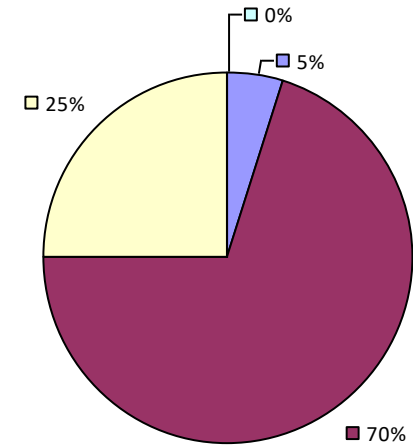
## 2018-19 TEACHER EVALUATION RESULTS

Student Performance



Teacher observation results not shown due to suppression\*

Overall Rating



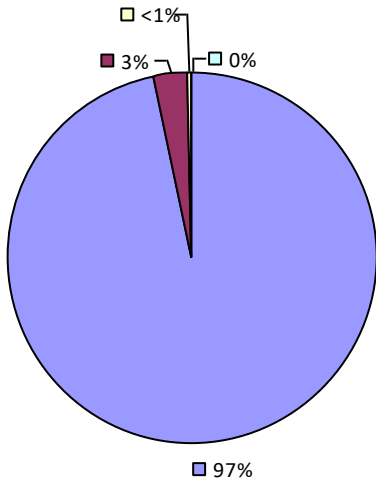
2018-19 PRINCIPAL EVALUATION RESULTS NOT SHOWN DUE TO SUPPRESSION\*

\* Data is suppressed if 100% of teachers/principals received the same rating or if the total teachers/principals in an LEA is less than five.

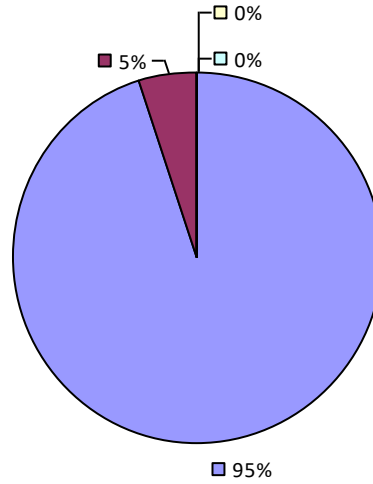
# VESTAL CSD

## 2018-19 TEACHER EVALUATION RESULTS

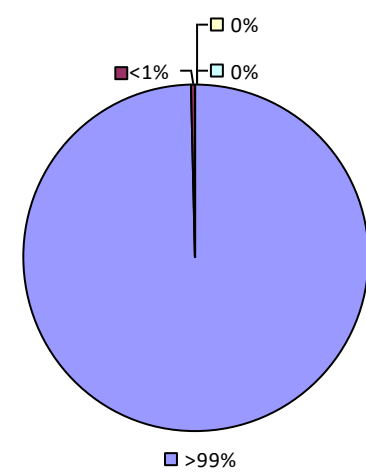
### Student Performance



### Teacher Observation



### Overall Rating



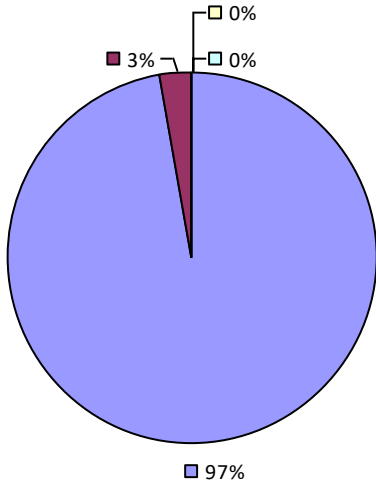
2018-19 PRINCIPAL EVALUATION RESULTS NOT SHOWN DUE TO SUPPRESSION\*

\* Data is suppressed if 100% of teachers/principals received the same rating or if the total teachers/principals in an LEA is less than five.

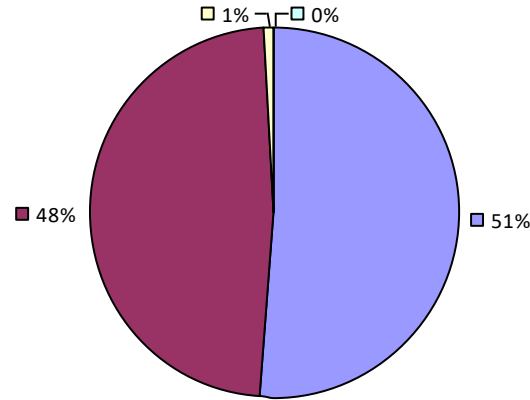
# VICTOR CSD

## 2018-19 TEACHER EVALUATION RESULTS

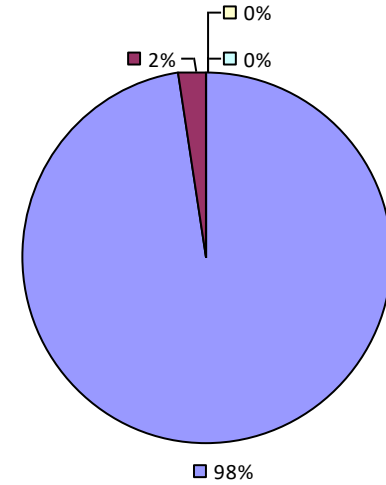
### Student Performance



### Teacher Observation



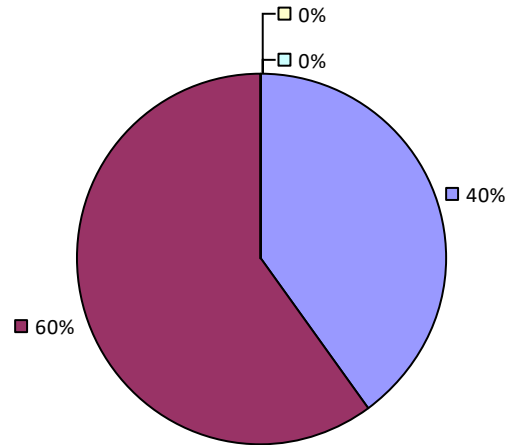
### Overall Rating



## 2018-19 PRINCIPAL EVALUATION RESULTS

Student performance results not shown due to suppression\*

### Principal School Visits



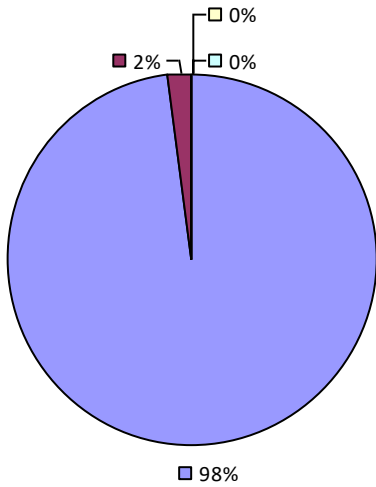
Overall results not shown due to suppression\*

\* Data is suppressed if 100% of teachers/principals received the same rating or if the total teachers/principals in an LEA is less than five.

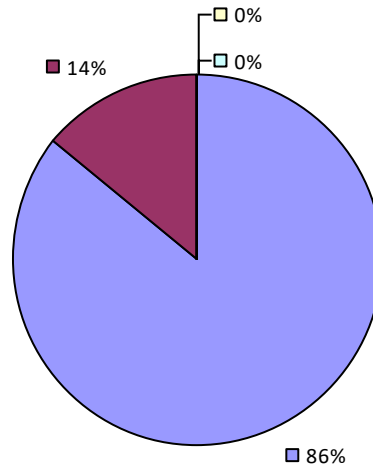
# VOORHEESVILLE CSD

## 2018-19 TEACHER EVALUATION RESULTS

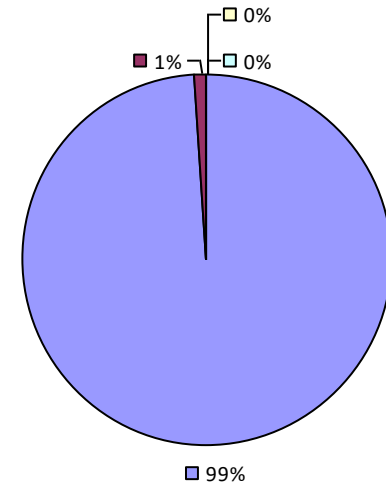
Student Performance



Teacher Observation



Overall Rating



2018-19 PRINCIPAL EVALUATION RESULTS NOT SHOWN DUE TO SUPPRESSION\*

\* Data is suppressed if 100% of teachers/principals received the same rating or if the total teachers/principals in an LEA is less than five.

**WAINSCOTT COMN SD**

*2018-19 TEACHER EVALUATION RESULTS NOT SHOWN DUE TO SUPPRESSION\**

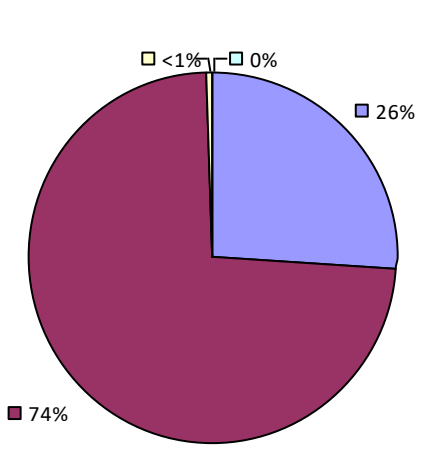
*2018-19 PRINCIPAL EVALUATION RESULTS NOT SHOWN DUE TO SUPPRESSION\**

*\* Data is suppressed if 100% of teachers/principals received the same rating or if the total teachers/principals in an LEA is less than five.*

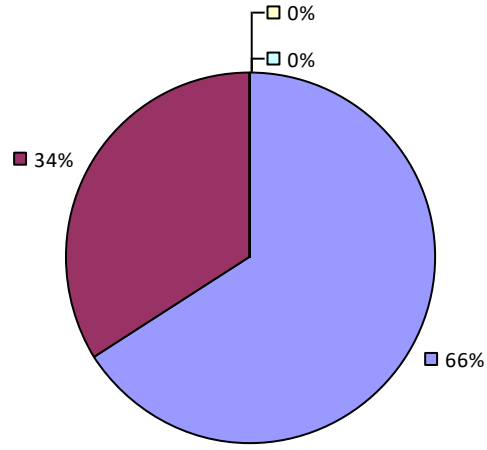
# WALLKILL CSD

## 2018-19 TEACHER EVALUATION RESULTS

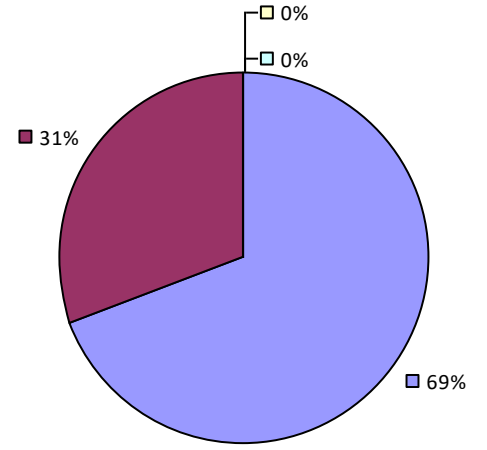
Student Performance



Teacher Observation

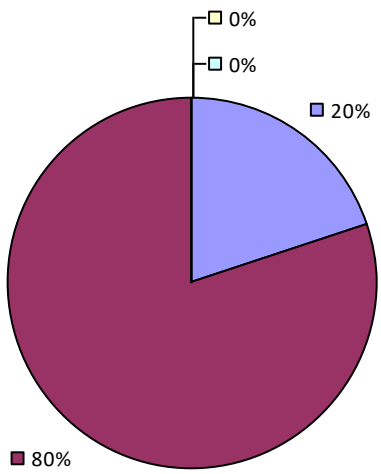


Overall Rating

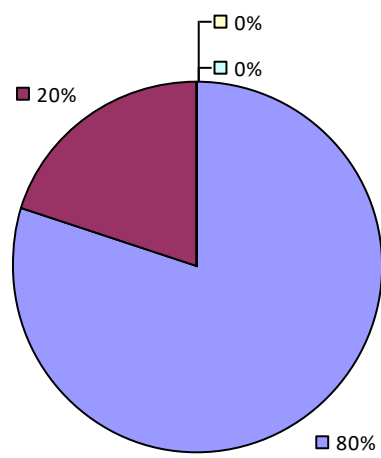


## 2018-19 PRINCIPAL EVALUATION RESULTS

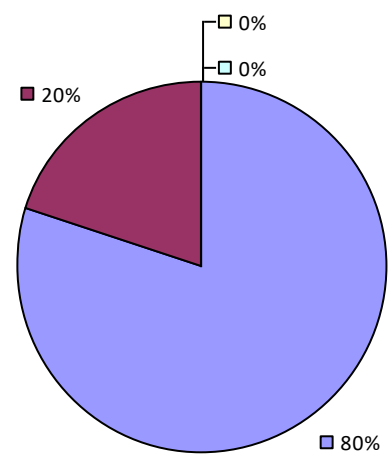
Student Performance



Principal School Visits



Overall Rating

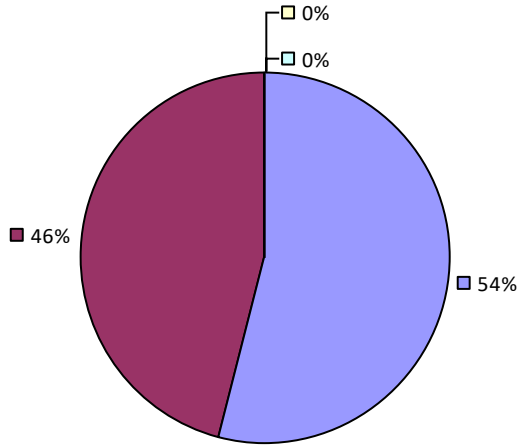


\* Data is suppressed if 100% of teachers/principals received the same rating or if the total teachers/principals in an LEA is less than five.

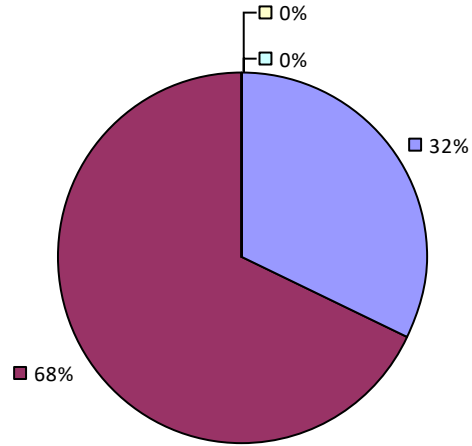
# WALTON CSD

## 2018-19 TEACHER EVALUATION RESULTS

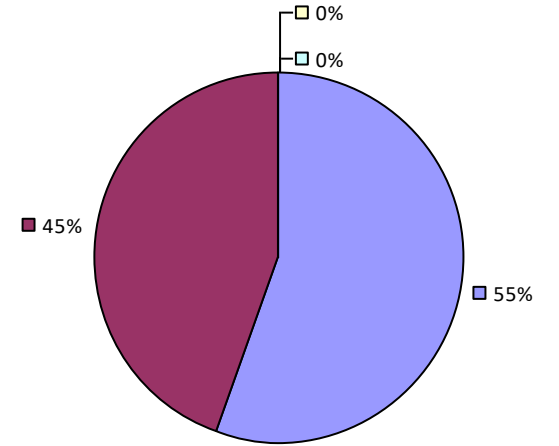
### Student Performance



### Teacher Observation



### Overall Rating



2018-19 PRINCIPAL EVALUATION RESULTS NOT SHOWN DUE TO SUPPRESSION\*

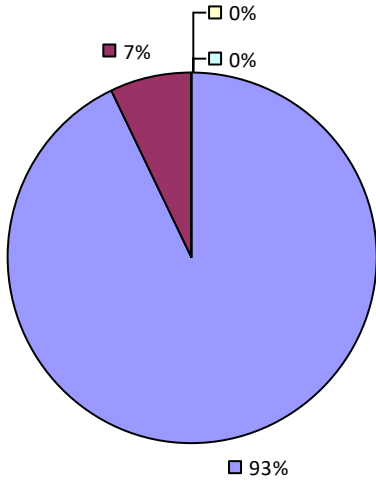
\* Data is suppressed if 100% of teachers/principals received the same rating or if the total teachers/principals in an LEA is less than five.



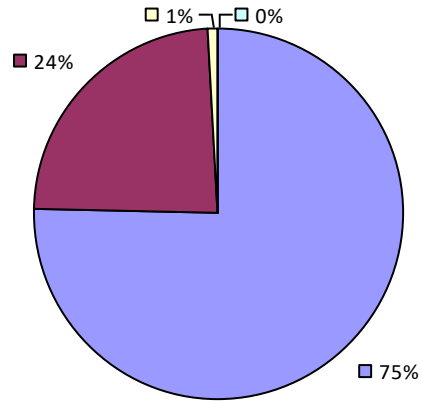
# WANTAGH UFSD

## 2018-19 TEACHER EVALUATION RESULTS

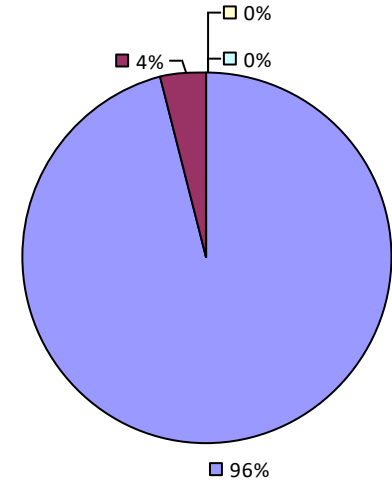
Student Performance



Teacher Observation



Overall Rating



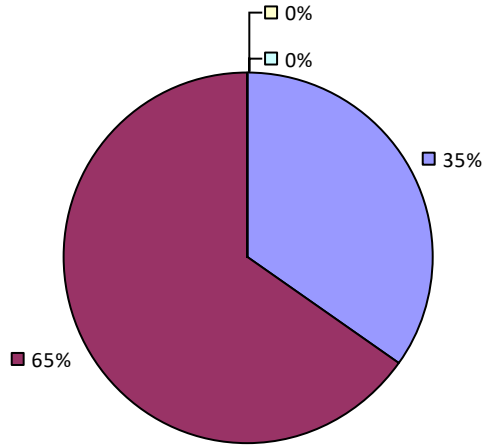
2018-19 PRINCIPAL EVALUATION RESULTS NOT SHOWN DUE TO SUPPRESSION\*

\* Data is suppressed if 100% of teachers/principals received the same rating or if the total teachers/principals in an LEA is less than five.

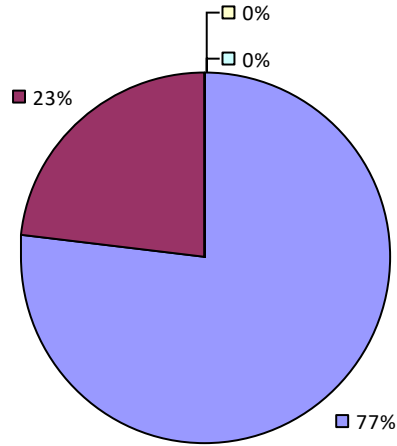
# WAPPINGERS CSD

## 2018-19 TEACHER EVALUATION RESULTS

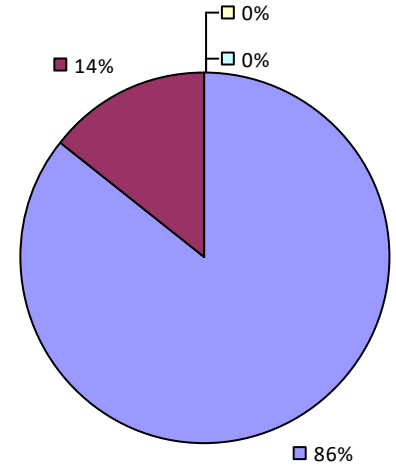
Student Performance



Teacher Observation

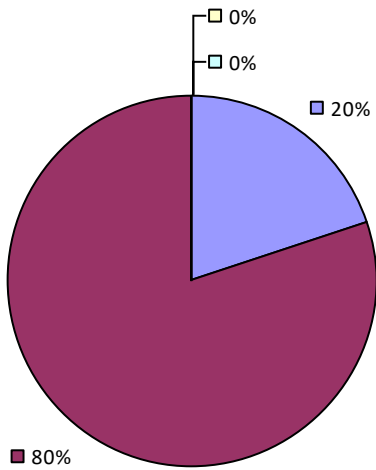


Overall Rating

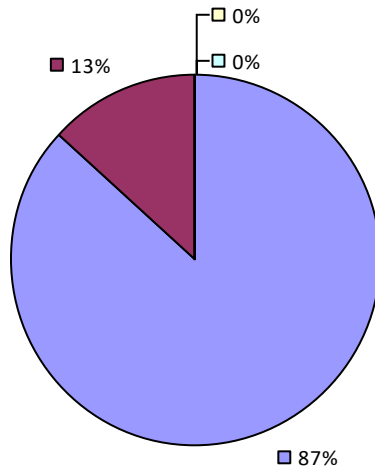


## 2018-19 PRINCIPAL EVALUATION RESULTS

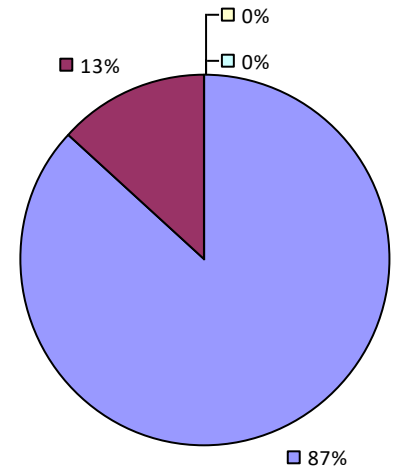
Student Performance



Principal School Visits



Overall Rating

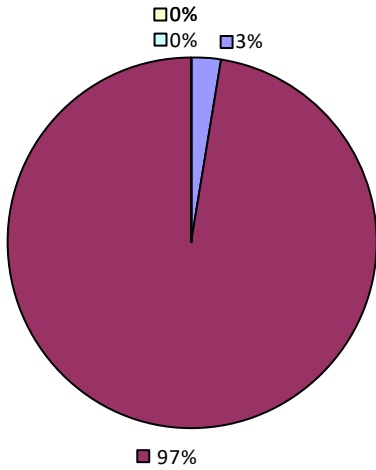


\* Data is suppressed if 100% of teachers/principals received the same rating or if the total teachers/principals in an LEA is less than five.

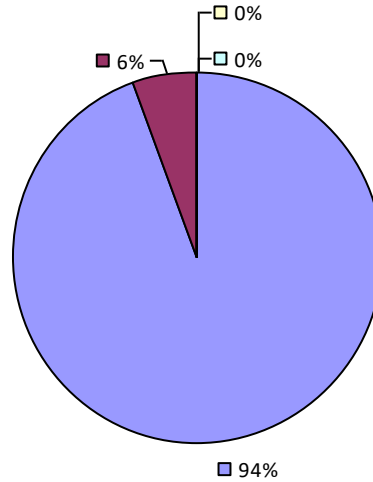
# WARRENSBURG CSD

## 2018-19 TEACHER EVALUATION RESULTS

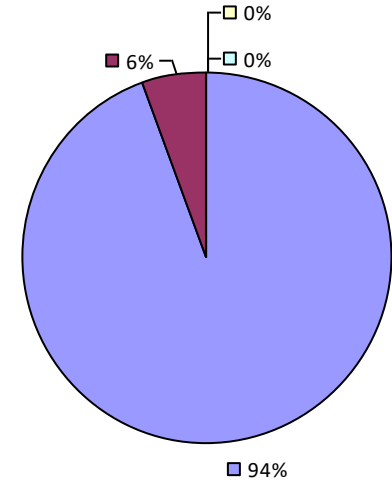
Student Performance



Teacher Observation



Overall Rating



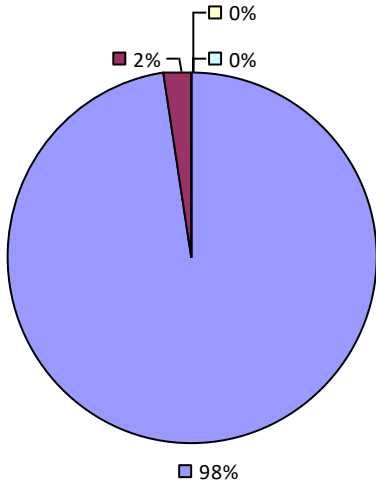
2018-19 PRINCIPAL EVALUATION RESULTS NOT SHOWN DUE TO SUPPRESSION\*

\* Data is suppressed if 100% of teachers/principals received the same rating or if the total teachers/principals in an LEA is less than five.

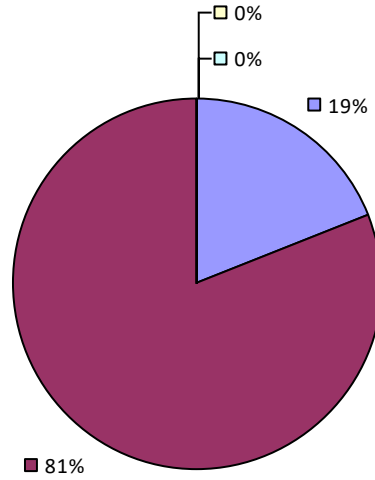
# WARSAW CSD

## 2018-19 TEACHER EVALUATION RESULTS

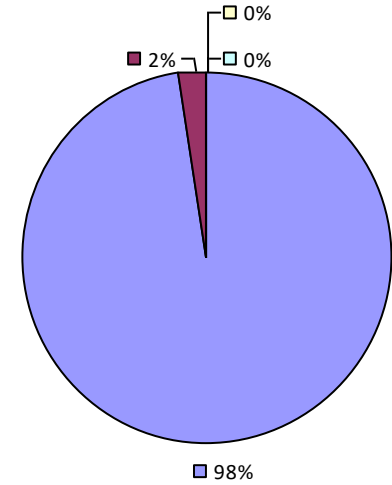
### Student Performance



### Teacher Observation



### Overall Rating



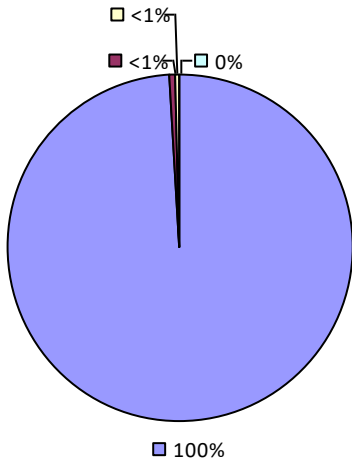
2018-19 PRINCIPAL EVALUATION RESULTS NOT SHOWN DUE TO SUPPRESSION\*

\* Data is suppressed if 100% of teachers/principals received the same rating or if the total teachers/principals in an LEA is less than five.

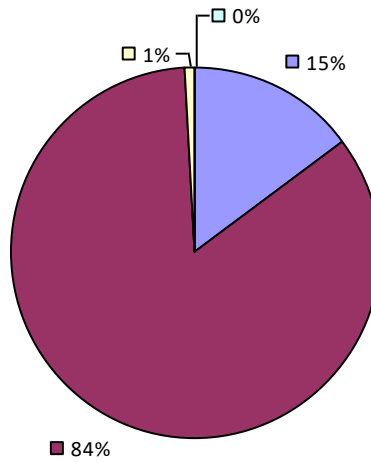
# WARWICK VALLEY CSD

## 2018-19 TEACHER EVALUATION RESULTS

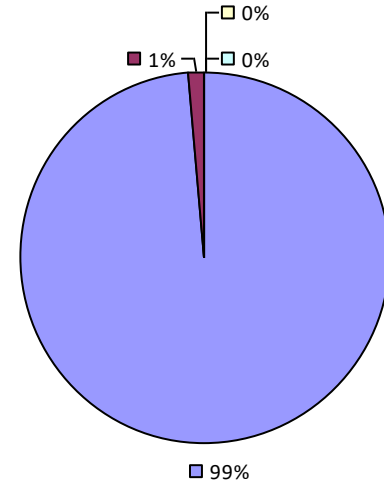
Student Performance



Teacher Observation



Overall Rating



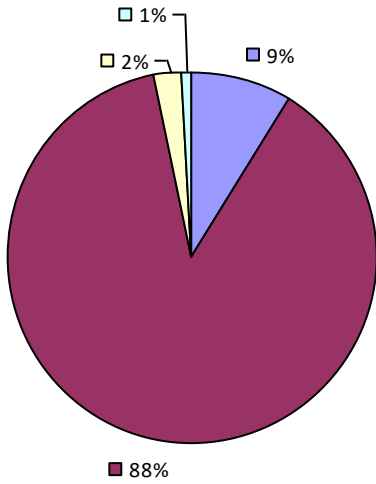
2018-19 PRINCIPAL EVALUATION RESULTS NOT SHOWN DUE TO SUPPRESSION\*

\* Data is suppressed if 100% of teachers/principals received the same rating or if the total teachers/principals in an LEA is less than five.

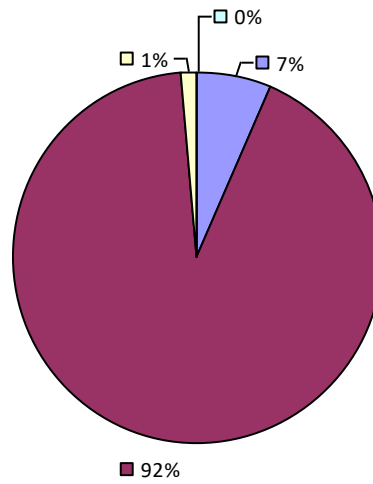
# WASHING-SARA-WAR-HAMLTN-ESSEX BOCES

## 2018-19 TEACHER EVALUATION RESULTS

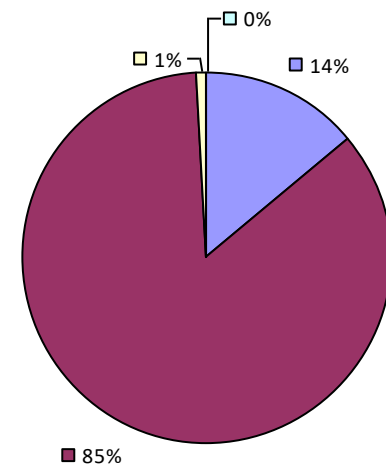
Student Performance



Teacher Observation



Overall Rating



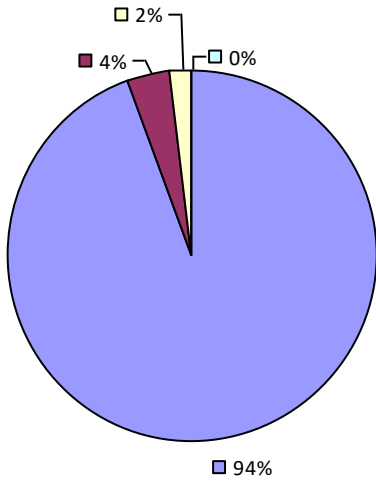
2018-19 PRINCIPAL EVALUATION RESULTS NOT SHOWN DUE TO SUPPRESSION\*

\* Data is suppressed if 100% of teachers/principals received the same rating or if the total teachers/principals in an LEA is less than five.

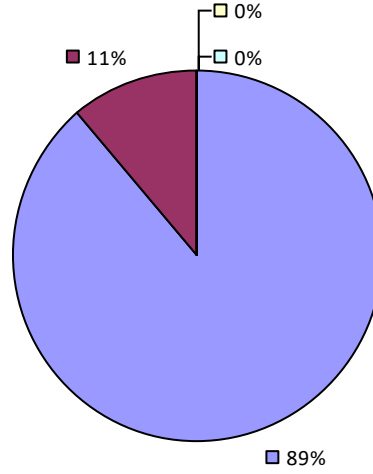
# WASHINGTONVILLE CSD

## 2018-19 TEACHER EVALUATION RESULTS

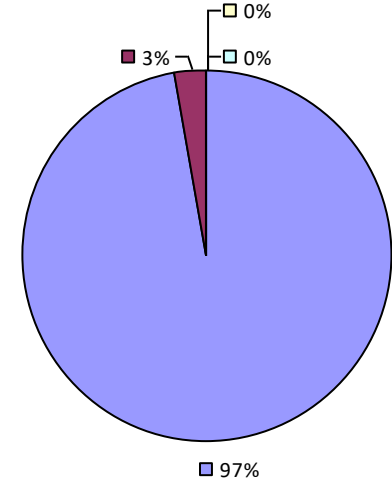
### Student Performance



### Teacher Observation

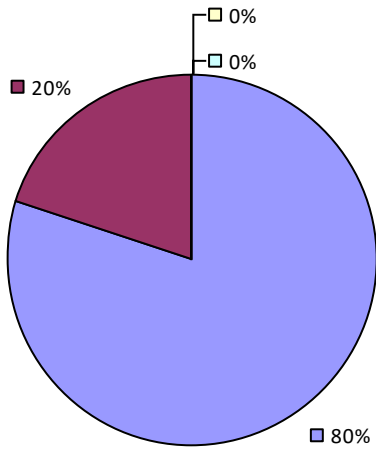


### Overall Rating

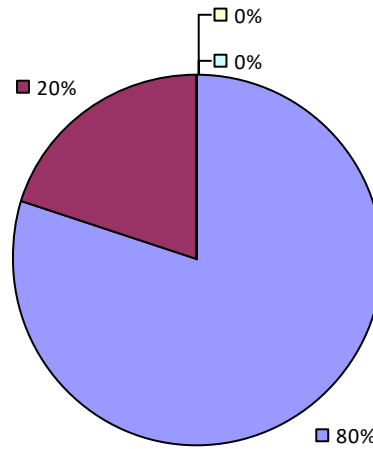


## 2018-19 PRINCIPAL EVALUATION RESULTS

### Student Performance



### Principal School Visits



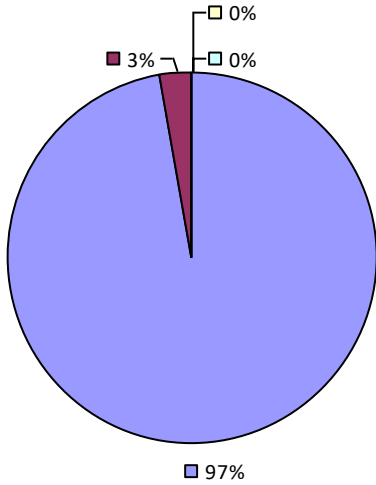
Overall results not shown due to suppression\*

\* Data is suppressed if 100% of teachers/principals received the same rating or if the total teachers/principals in an LEA is less than five.

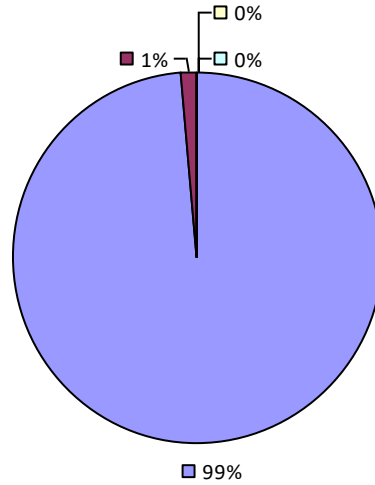
# WATERFORD-HALFMOON UFSD

## 2018-19 TEACHER EVALUATION RESULTS

Student Performance



Teacher Observation



Overall results not shown due to suppression\*

2018-19 PRINCIPAL EVALUATION RESULTS NOT SHOWN DUE TO SUPPRESSION\*

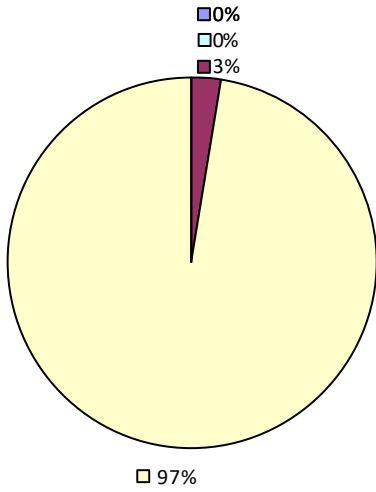
\* Data is suppressed if 100% of teachers/principals received the same rating or if the total teachers/principals in an LEA is less than five.



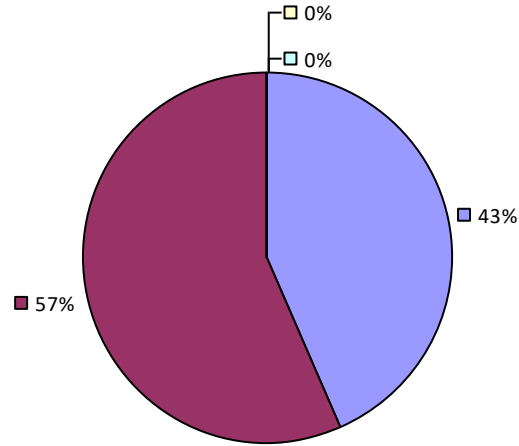
# WATERLOO CSD

## 2018-19 TEACHER EVALUATION RESULTS

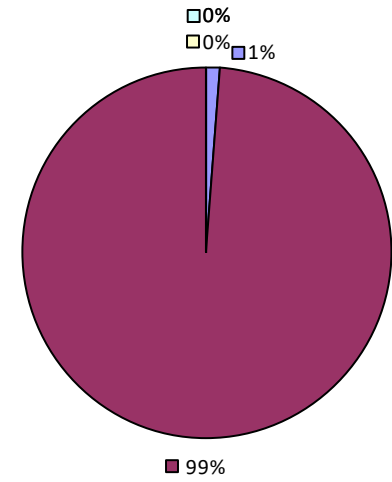
Student Performance



Teacher Observation



Overall Rating



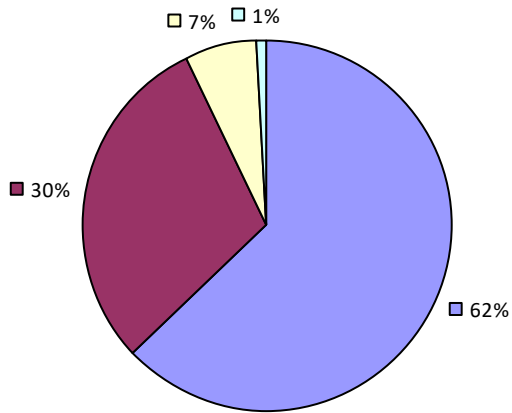
2018-19 PRINCIPAL EVALUATION RESULTS NOT SHOWN DUE TO SUPPRESSION\*

\* Data is suppressed if 100% of teachers/principals received the same rating or if the total teachers/principals in an LEA is less than five.

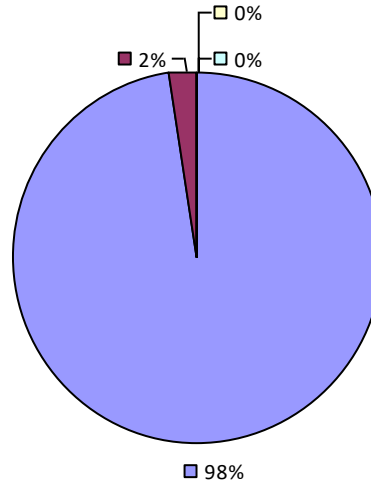
# WATERTOWN CITY SD

## 2018-19 TEACHER EVALUATION RESULTS

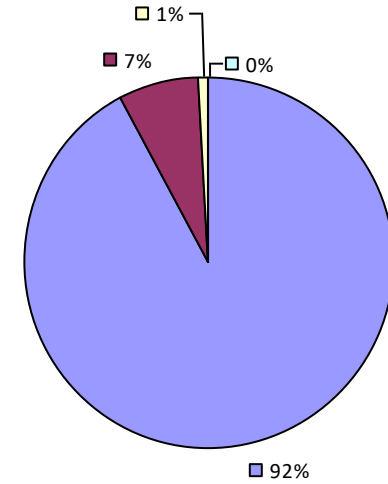
Student Performance



Teacher Observation

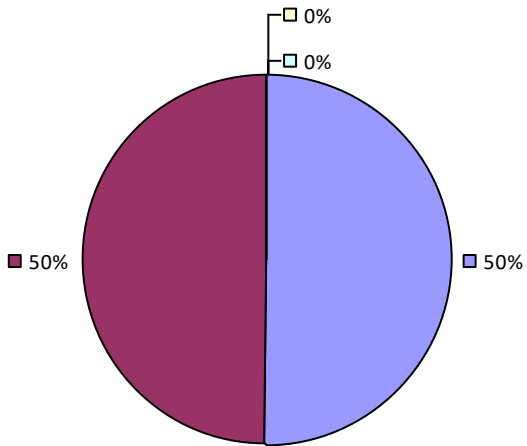


Overall Rating

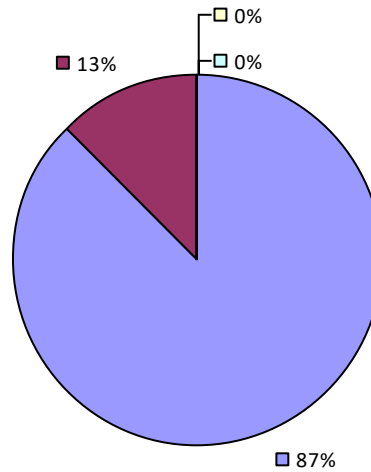


## 2018-19 PRINCIPAL EVALUATION RESULTS

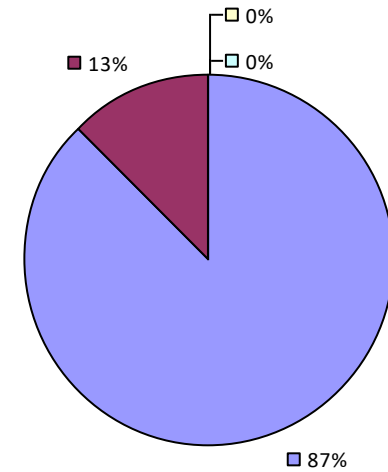
Student Performance



Principal School Visits



Overall Rating

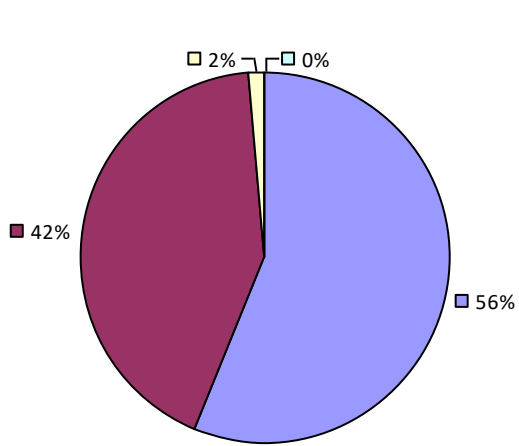


\* Data is suppressed if 100% of teachers/principals received the same rating or if the total teachers/principals in an LEA is less than five.

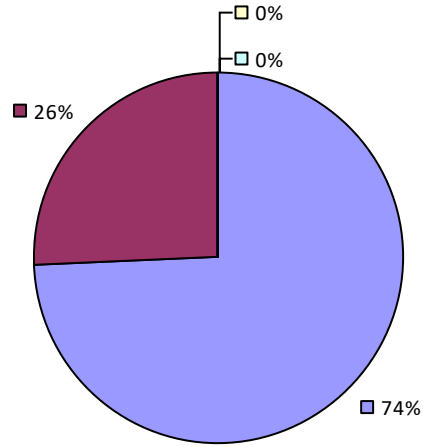
# WATERVILLE CSD

## 2018-19 TEACHER EVALUATION RESULTS

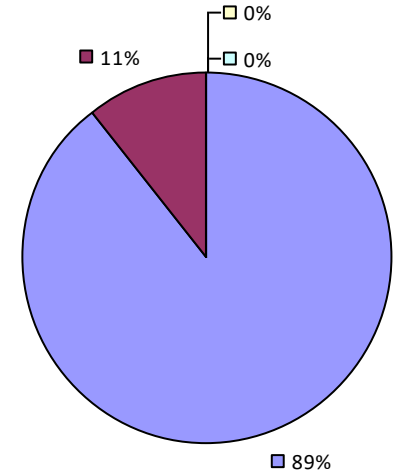
### Student Performance



### Teacher Observation



### Overall Rating



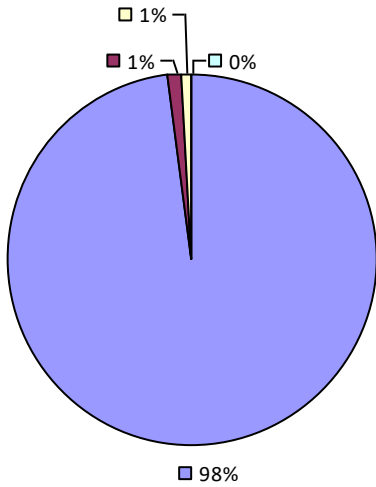
2018-19 PRINCIPAL EVALUATION RESULTS NOT SHOWN DUE TO SUPPRESSION\*

\* Data is suppressed if 100% of teachers/principals received the same rating or if the total teachers/principals in an LEA is less than five.

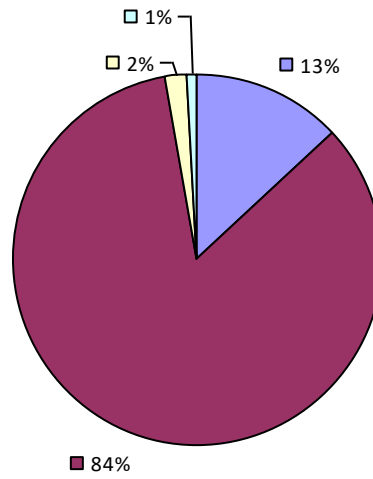
# WATERVLIED CITY SD

## 2018-19 TEACHER EVALUATION RESULTS

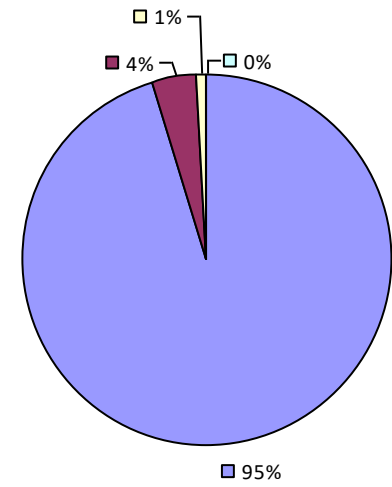
Student Performance



Teacher Observation



Overall Rating



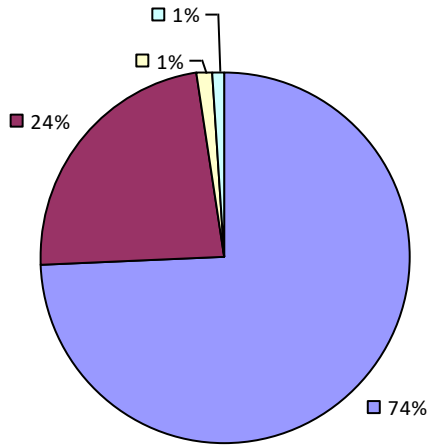
2018-19 PRINCIPAL EVALUATION RESULTS NOT SHOWN DUE TO SUPPRESSION\*

\* Data is suppressed if 100% of teachers/principals received the same rating or if the total teachers/principals in an LEA is less than five.

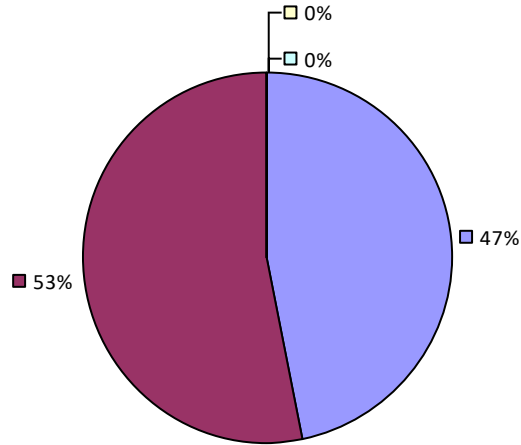
# WATKINS GLEN CSD

## 2018-19 TEACHER EVALUATION RESULTS

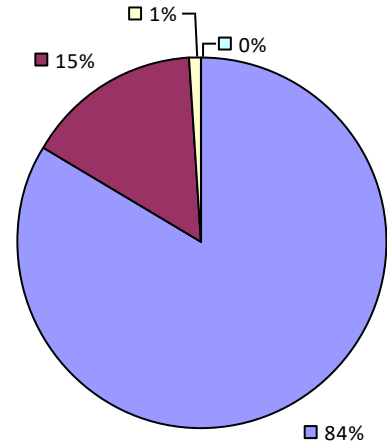
Student Performance



Teacher Observation



Overall Rating



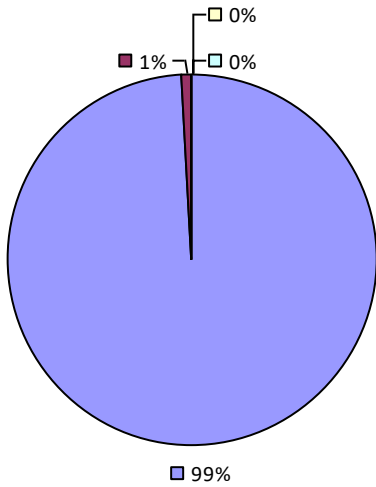
2018-19 PRINCIPAL EVALUATION RESULTS NOT SHOWN DUE TO SUPPRESSION\*

\* Data is suppressed if 100% of teachers/principals received the same rating or if the total teachers/principals in an LEA is less than five.

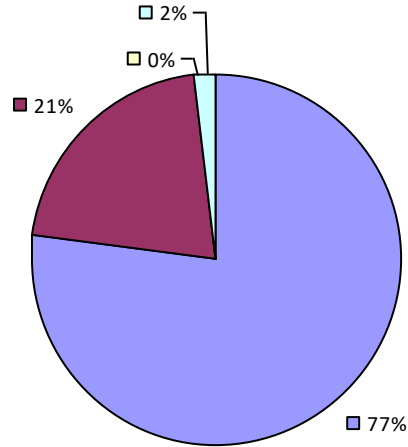
# WAVERLY CSD

## 2018-19 TEACHER EVALUATION RESULTS

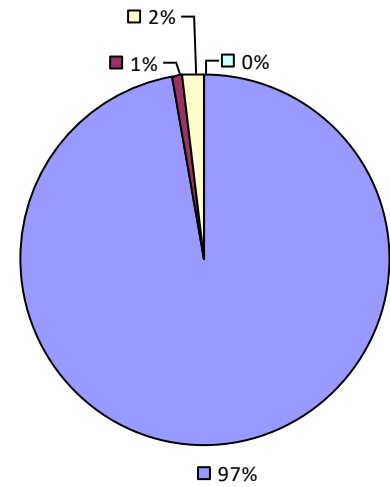
### Student Performance



### Teacher Observation



### Overall Rating



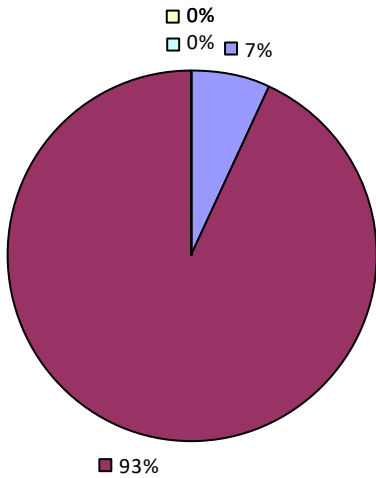
2018-19 PRINCIPAL EVALUATION RESULTS NOT SHOWN DUE TO SUPPRESSION\*

\* Data is suppressed if 100% of teachers/principals received the same rating or if the total teachers/principals in an LEA is less than five.

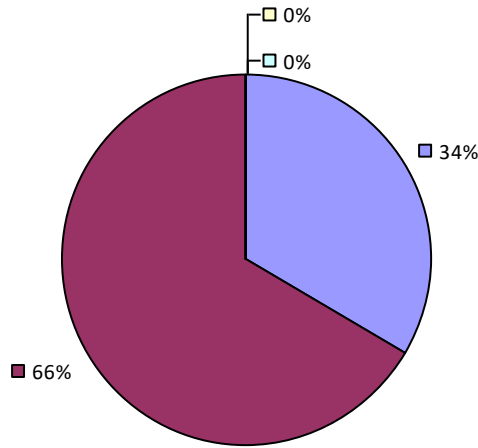
# WAYLAND-COHOCTON CSD

## 2018-19 TEACHER EVALUATION RESULTS

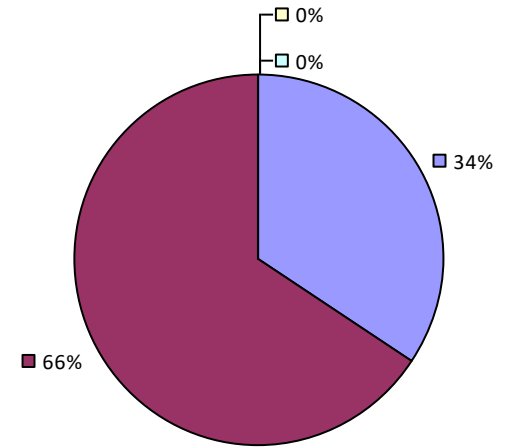
### Student Performance



### Teacher Observation



### Overall Rating



2018-19 PRINCIPAL EVALUATION RESULTS NOT SHOWN DUE TO SUPPRESSION\*

\* Data is suppressed if 100% of teachers/principals received the same rating or if the total teachers/principals in an LEA is less than five.

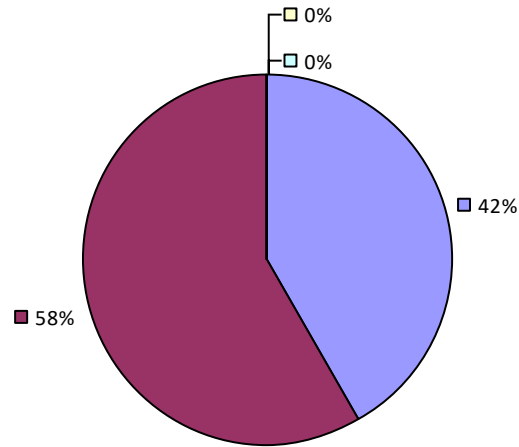
# WAYNE CSD

## 2018-19 TEACHER EVALUATION RESULTS

Student performance results not shown due to suppression\*

### Teacher Observation

Overall results not shown due to suppression\*



## 2018-19 PRINCIPAL EVALUATION RESULTS NOT SHOWN DUE TO SUPPRESSION\*

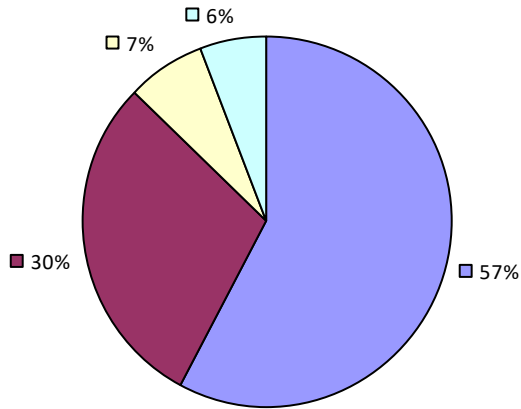
\* Data is suppressed if 100% of teachers/principals received the same rating or if the total teachers/principals in an LEA is less than five.



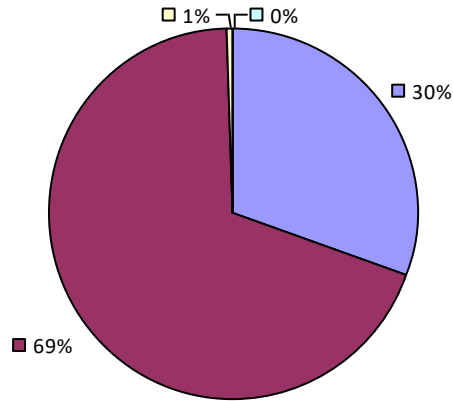
# WAYNE-FINGER LAKES BOCES

## 2018-19 TEACHER EVALUATION RESULTS

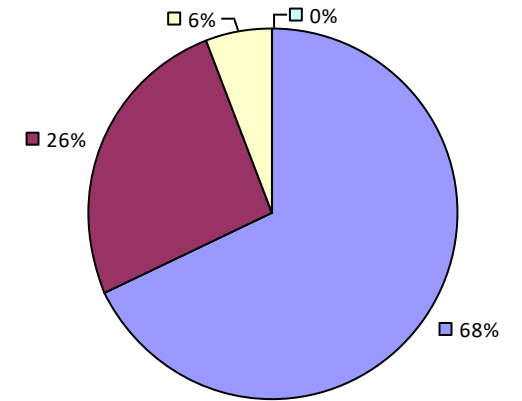
Student Performance



Teacher Observation

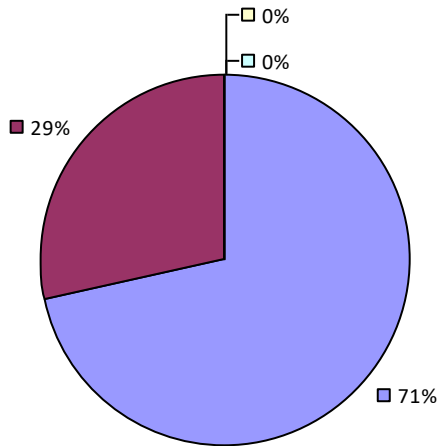


Overall Rating

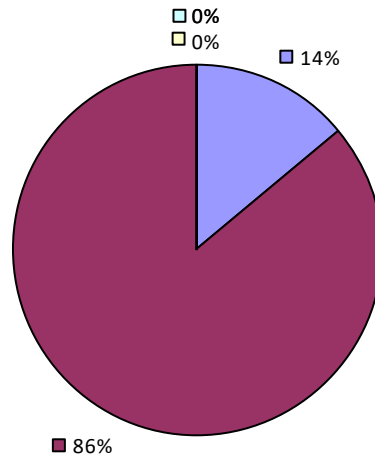


## 2018-19 PRINCIPAL EVALUATION RESULTS

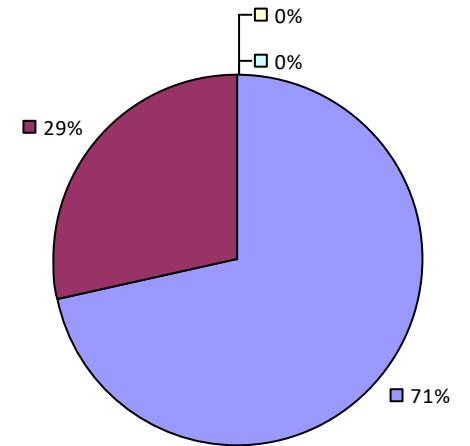
Student Performance



Principal School Visits



Overall Rating

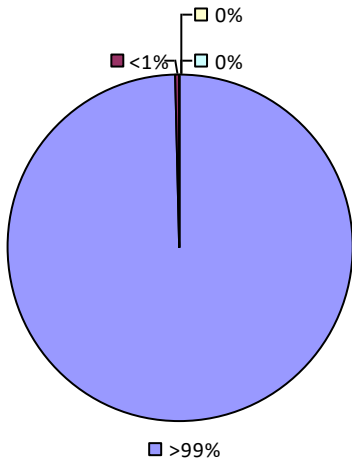


\* Data is suppressed if 100% of teachers/principals received the same rating or if the total teachers/principals in an LEA is less than five.

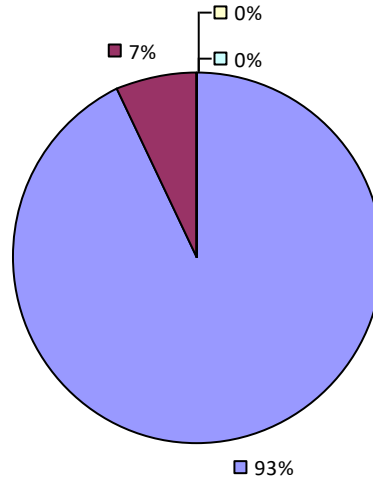
# WEBSTER CSD

## 2018-19 TEACHER EVALUATION RESULTS

Student Performance



Teacher Observation



Overall results not shown due to suppression\*

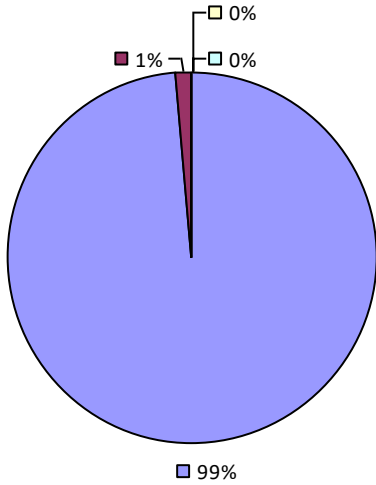
## 2018-19 PRINCIPAL EVALUATION RESULTS NOT SHOWN DUE TO SUPPRESSION\*

\* Data is suppressed if 100% of teachers/principals received the same rating or if the total teachers/principals in an LEA is less than five.

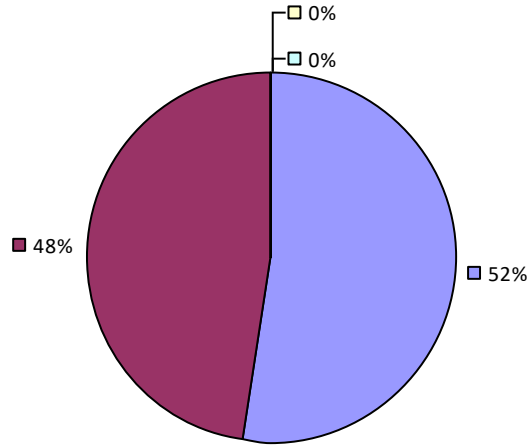
# WEEDSPORT CSD

## 2018-19 TEACHER EVALUATION RESULTS

Student Performance



Teacher Observation

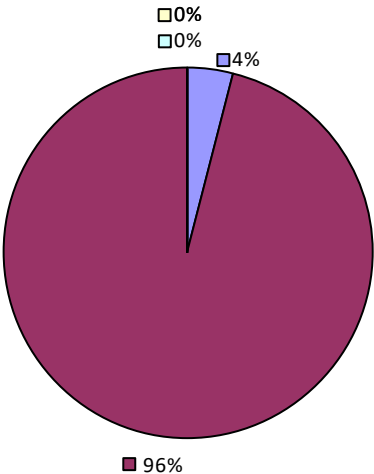


Overall results not shown due to suppression\*

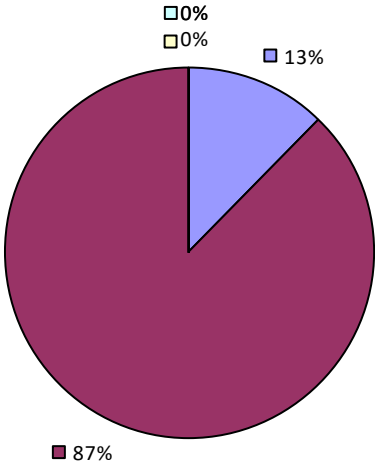
## 2018-19 PRINCIPAL EVALUATION RESULTS NOT SHOWN DUE TO SUPPRESSION\*

\* Data is suppressed if 100% of teachers/principals received the same rating or if the total teachers/principals in an LEA is less than five.

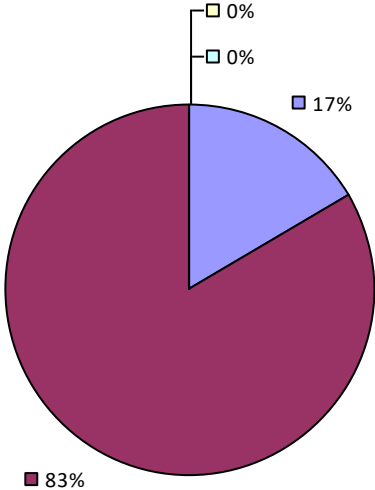
Student Performance



Teacher Observation



Overall Rating



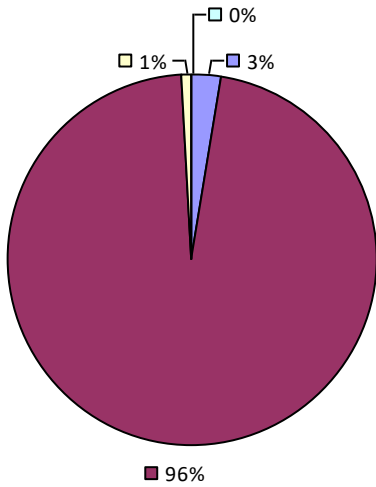
2018-19 PRINCIPAL EVALUATION RESULTS NOT SHOWN DUE TO SUPPRESSION\*

\* Data is suppressed if 100% of teachers/principals received the same rating or if the total teachers/principals in an LEA is less than five.

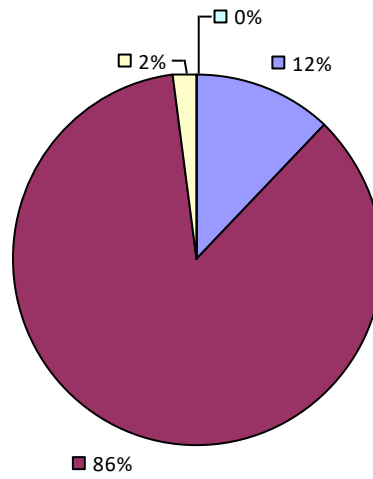
# WELLSVILLE CSD

## 2018-19 TEACHER EVALUATION RESULTS

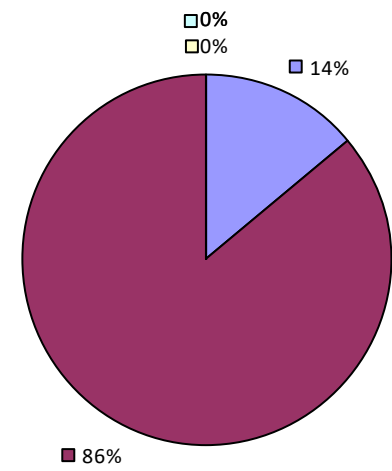
Student Performance



Teacher Observation



Overall Rating



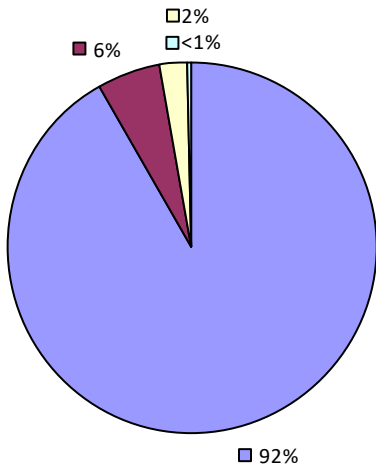
2018-19 PRINCIPAL EVALUATION RESULTS NOT SHOWN DUE TO SUPPRESSION\*

\* Data is suppressed if 100% of teachers/principals received the same rating or if the total teachers/principals in an LEA is less than five.

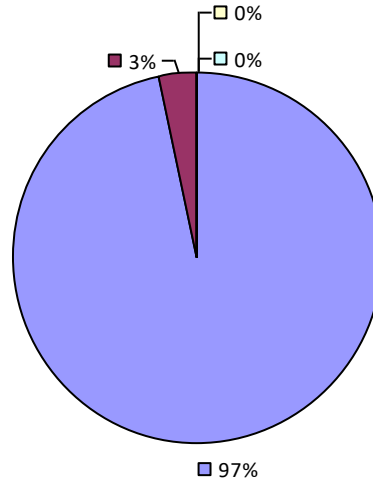
# WEST BABYLON UFSD

## 2018-19 TEACHER EVALUATION RESULTS

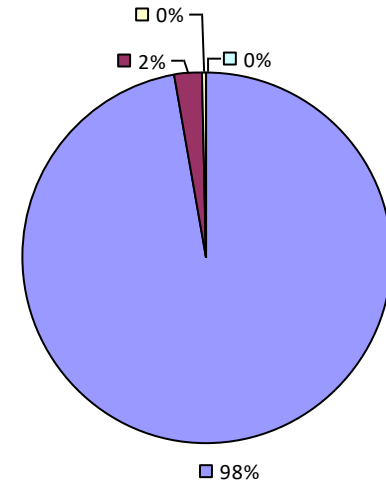
### Student Performance



### Teacher Observation



### Overall Rating

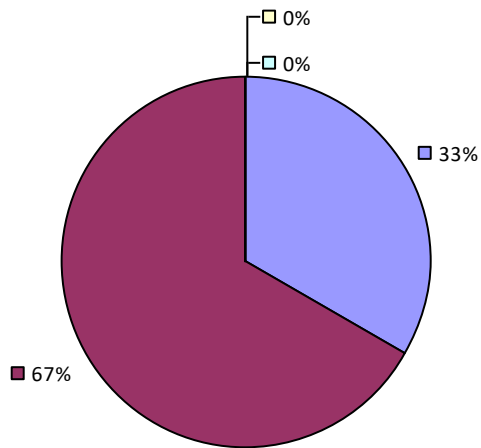


## 2018-19 PRINCIPAL EVALUATION RESULTS

### Student Performance

Principal school visit results not shown due to suppression\*

Overall results not shown due to suppression\*

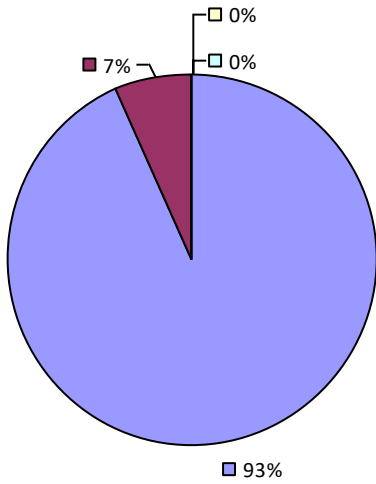


\* Data is suppressed if 100% of teachers/principals received the same rating or if the total teachers/principals in an LEA is less than five.

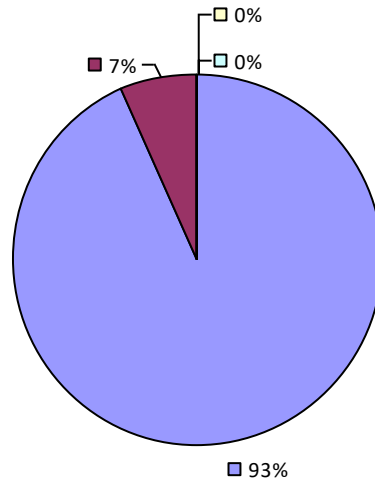
# WEST CANADA VALLEY CSD

## 2018-19 TEACHER EVALUATION RESULTS

Student Performance



Teacher Observation



Overall results not shown due to suppression\*

## 2018-19 PRINCIPAL EVALUATION RESULTS NOT SHOWN DUE TO SUPPRESSION\*

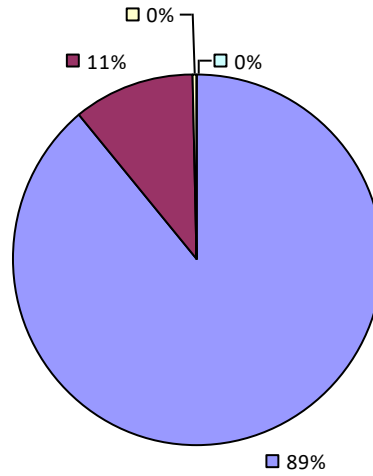
\* Data is suppressed if 100% of teachers/principals received the same rating or if the total teachers/principals in an LEA is less than five.

# WEST GENESEE CSD

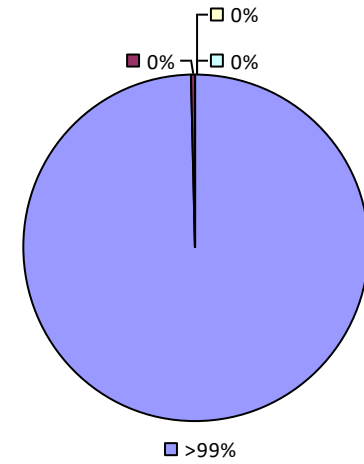
## 2018-19 TEACHER EVALUATION RESULTS

Student performance results not shown due to suppression\*

### Teacher Observation



### Overall Rating



## 2018-19 PRINCIPAL EVALUATION RESULTS NOT SHOWN DUE TO SUPPRESSION\*

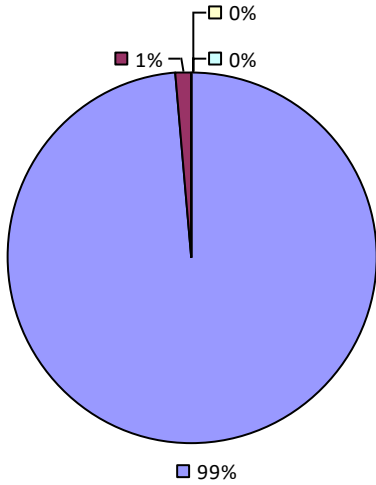
\* Data is suppressed if 100% of teachers/principals received the same rating or if the total teachers/principals in an LEA is less than five.



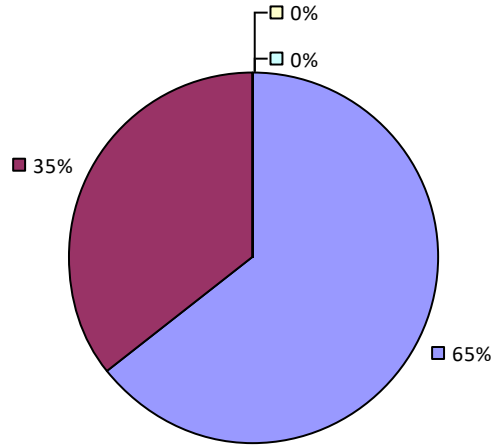
# WEST HEMPSTEAD UFSD

## 2018-19 TEACHER EVALUATION RESULTS

Student Performance



Teacher Observation



Overall results not shown due to suppression\*

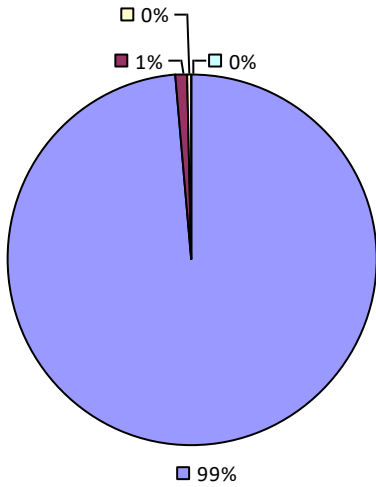
## 2018-19 PRINCIPAL EVALUATION RESULTS NOT SUBMITTED

\* Data is suppressed if 100% of teachers/principals received the same rating or if the total teachers/principals in an LEA is less than five.

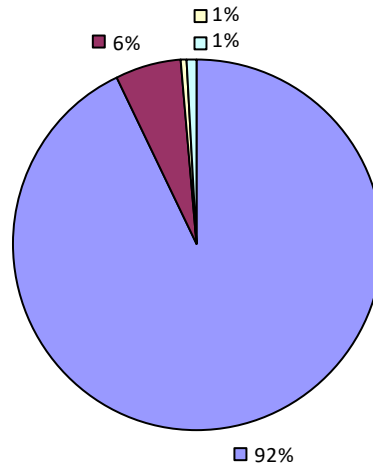
# WEST IRONDEQUOIT CSD

## 2018-19 TEACHER EVALUATION RESULTS

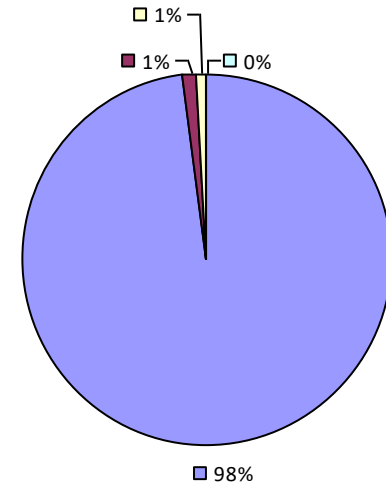
### Student Performance



### Teacher Observation



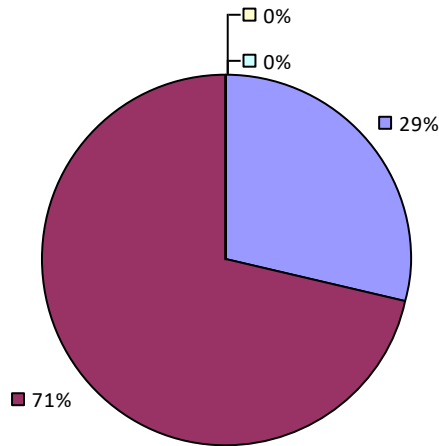
### Overall Rating



## 2018-19 PRINCIPAL EVALUATION RESULTS

Student performance results not shown due to suppression\*

### Principal School Visits



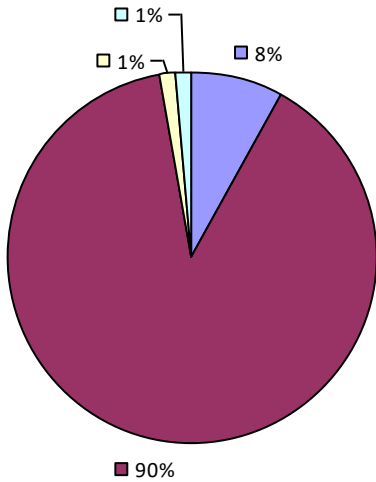
Overall results not shown due to suppression\*

\* Data is suppressed if 100% of teachers/principals received the same rating or if the total teachers/principals in an LEA is less than five.

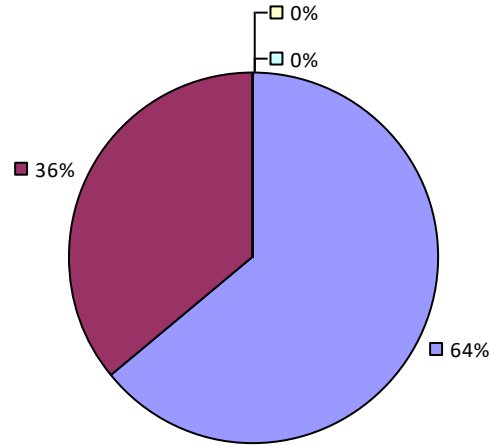
# WEST ISLIP UFSD

## 2018-19 TEACHER EVALUATION RESULTS

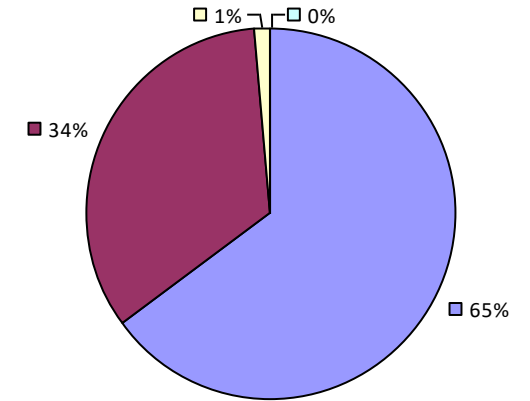
Student Performance



Teacher Observation



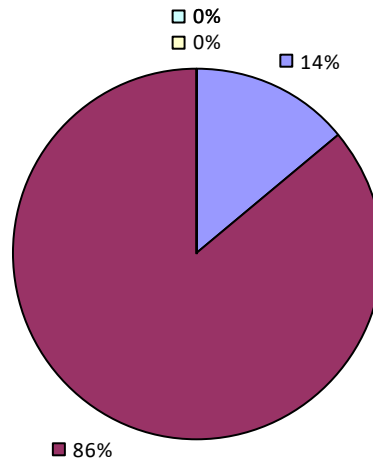
Overall Rating



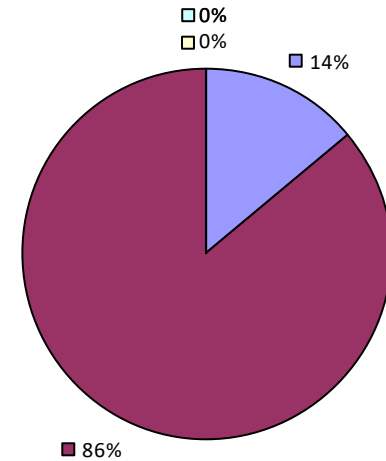
## 2018-19 PRINCIPAL EVALUATION RESULTS

Student performance results not shown due to suppression\*

Principal School Visits



Overall Rating

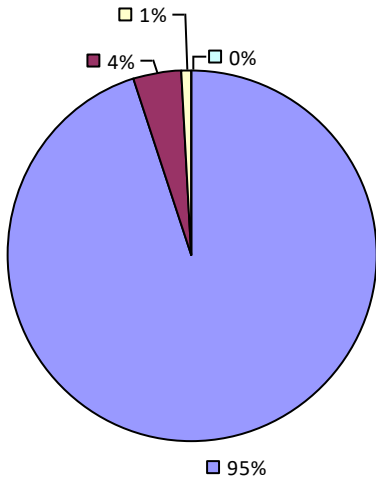


\* Data is suppressed if 100% of teachers/principals received the same rating or if the total teachers/principals in an LEA is less than five.

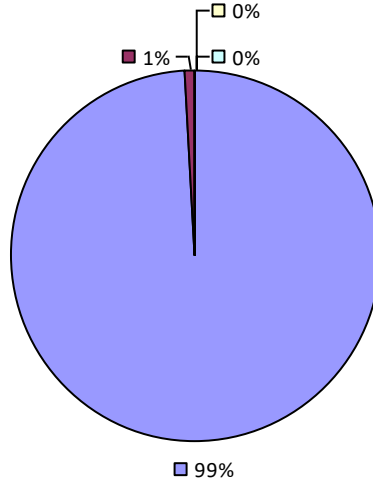
# WEST SENECA CSD

## 2018-19 TEACHER EVALUATION RESULTS

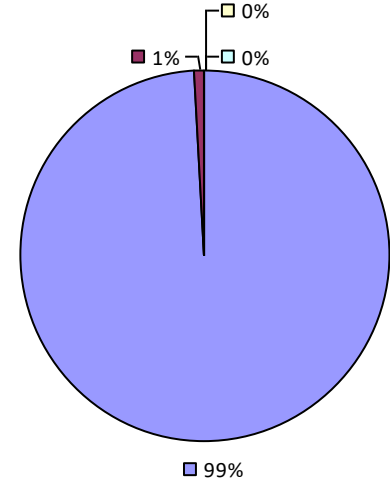
Student Performance



Teacher Observation



Overall Rating



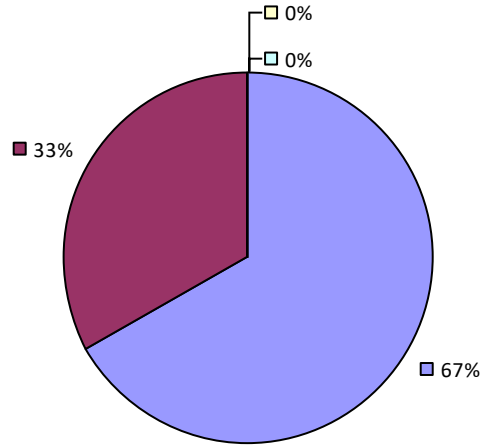
2018-19 PRINCIPAL EVALUATION RESULTS NOT SHOWN DUE TO SUPPRESSION\*

\* Data is suppressed if 100% of teachers/principals received the same rating or if the total teachers/principals in an LEA is less than five.

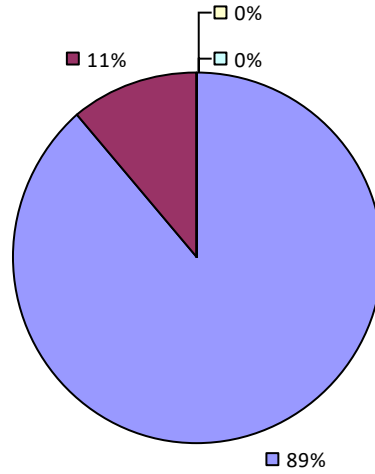
# WEST VALLEY CSD

## 2018-19 TEACHER EVALUATION RESULTS

Student Performance



Teacher Observation



Overall results not shown due to suppression\*

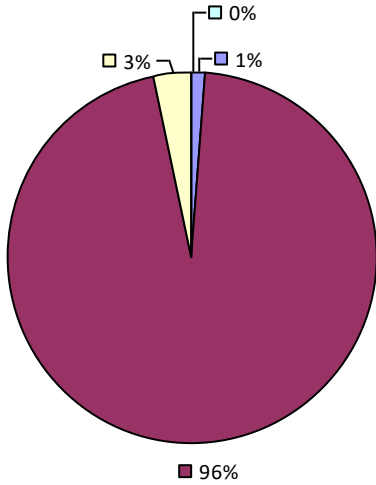
## 2018-19 PRINCIPAL EVALUATION RESULTS NOT SHOWN DUE TO SUPPRESSION\*

\* Data is suppressed if 100% of teachers/principals received the same rating or if the total teachers/principals in an LEA is less than five.

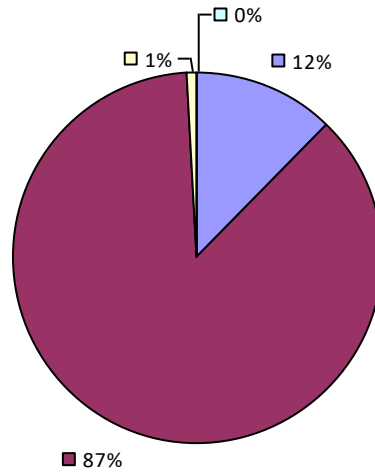
# WESTBURY UFSD

## 2018-19 TEACHER EVALUATION RESULTS

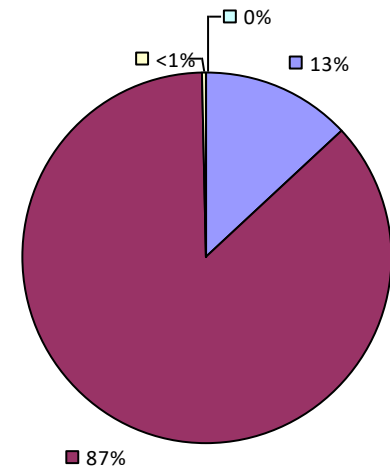
Student Performance



Teacher Observation



Overall Rating



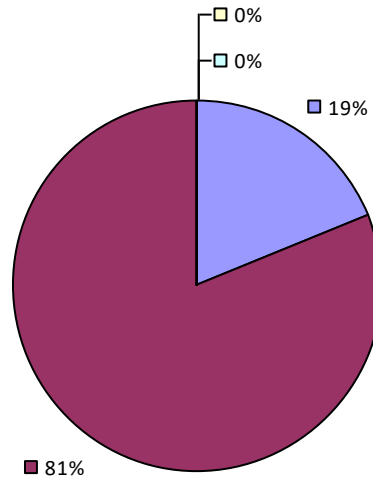
2018-19 PRINCIPAL EVALUATION RESULTS NOT SHOWN DUE TO SUPPRESSION\*

\* Data is suppressed if 100% of teachers/principals received the same rating or if the total teachers/principals in an LEA is less than five.

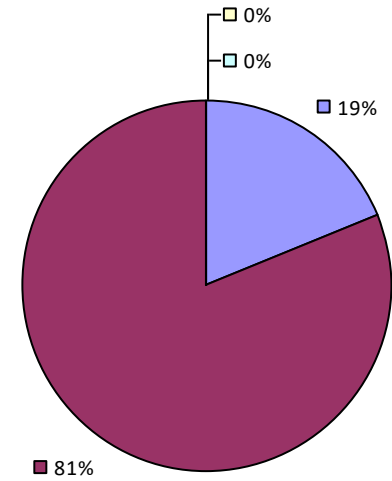
# WESTCHESTER BOCES

Student performance results not shown due to suppression\*

### Teacher Observation



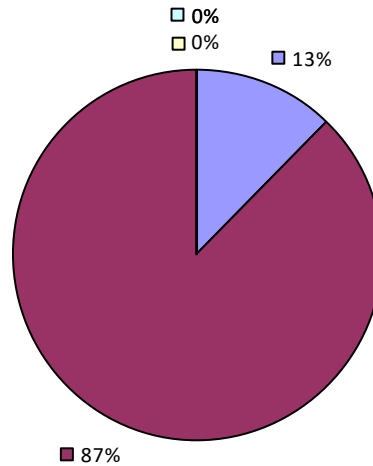
### Overall Rating



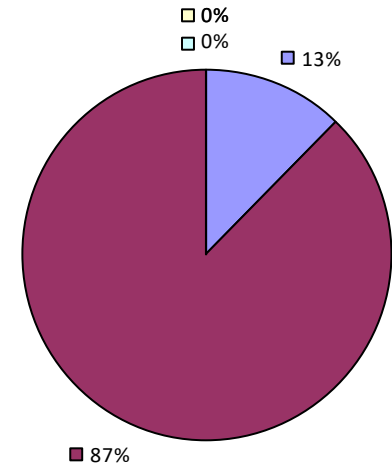
## 2018-19 PRINCIPAL EVALUATION RESULTS

Student performance results not shown due to suppression\*

### Principal School Visits



### Overall Rating

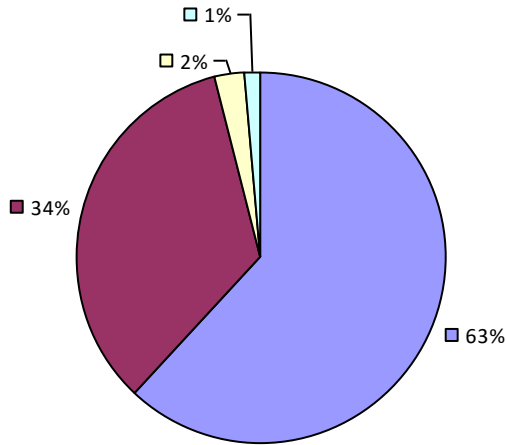


\* Data is suppressed if 100% of teachers/principals received the same rating or if the total teachers/principals in an LEA is less than five.

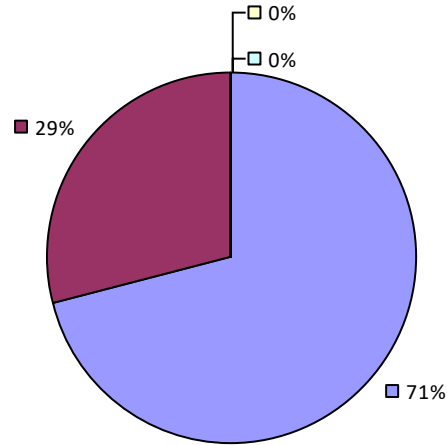
# WESTERN SUFFOLK BOCES

## 2018-19 TEACHER EVALUATION RESULTS

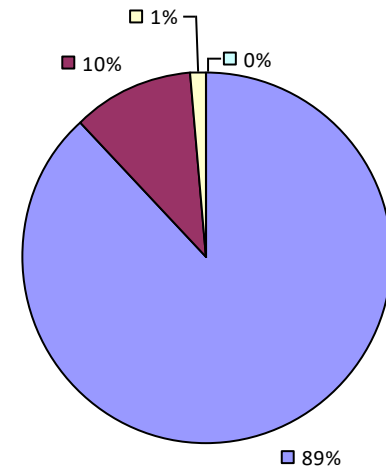
Student Performance



Teacher Observation

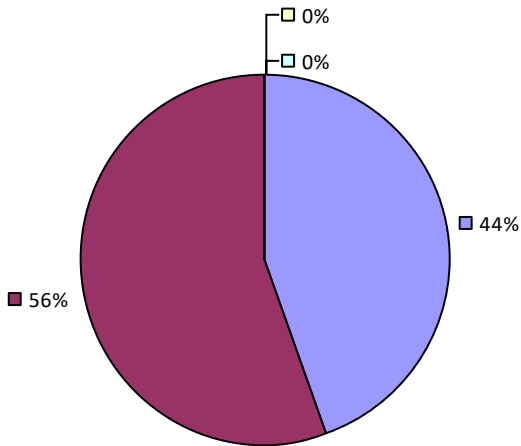


Overall Rating



## 2018-19 PRINCIPAL EVALUATION RESULTS

Student Performance



Principal school visit results not shown due to suppression\*

Overall results not shown due to suppression\*

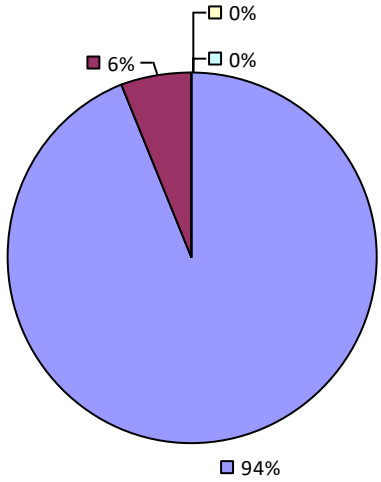
\* Data is suppressed if 100% of teachers/principals received the same rating or if the total teachers/principals in an LEA is less than five.



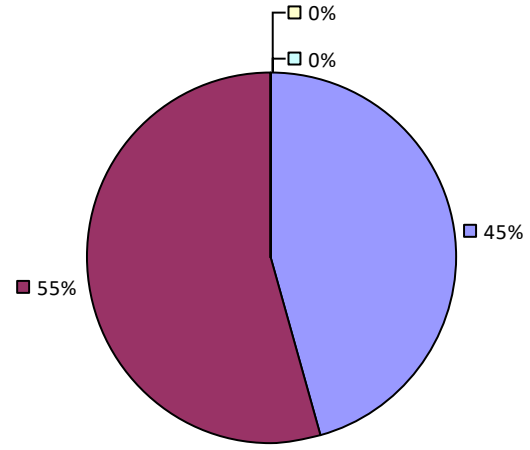
# WESTFIELD CSD

## 2018-19 TEACHER EVALUATION RESULTS

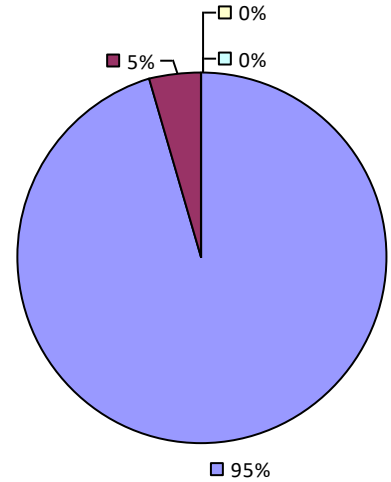
Student Performance



Teacher Observation



Overall Rating



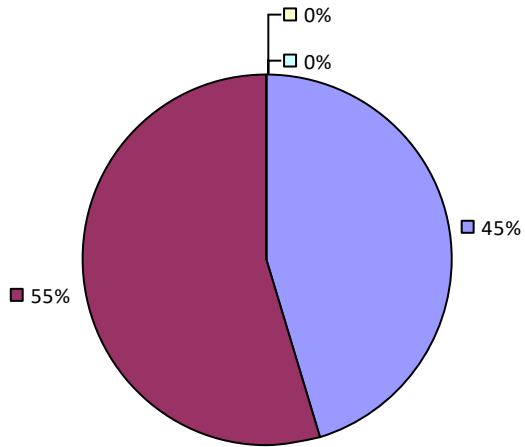
2018-19 PRINCIPAL EVALUATION RESULTS NOT SHOWN DUE TO SUPPRESSION\*

\* Data is suppressed if 100% of teachers/principals received the same rating or if the total teachers/principals in an LEA is less than five.

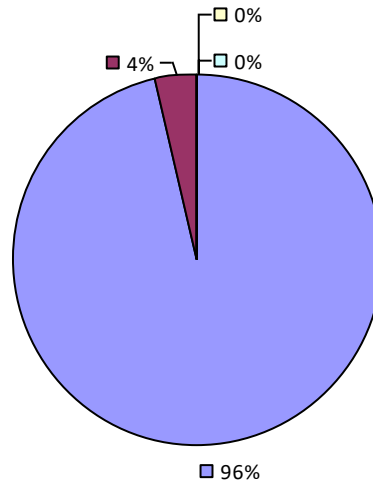
# WESTHAMPTON BEACH UFSD

## 2018-19 TEACHER EVALUATION RESULTS

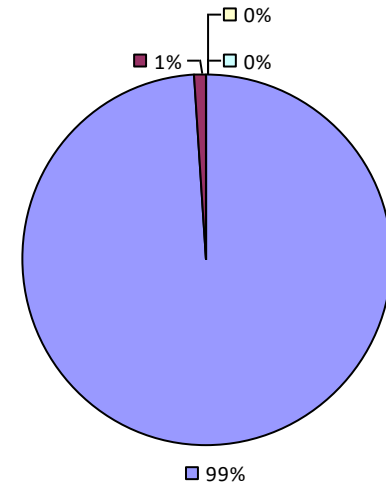
### Student Performance



### Teacher Observation



### Overall Rating



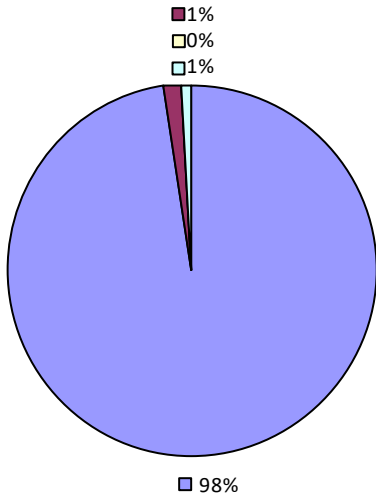
2018-19 PRINCIPAL EVALUATION RESULTS NOT SHOWN DUE TO SUPPRESSION\*

\* Data is suppressed if 100% of teachers/principals received the same rating or if the total teachers/principals in an LEA is less than five.

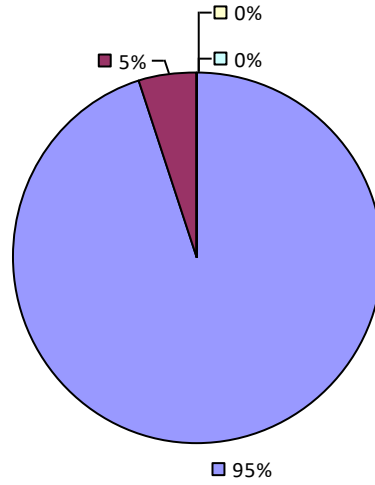
# WESTHILL CSD

## 2018-19 TEACHER EVALUATION RESULTS

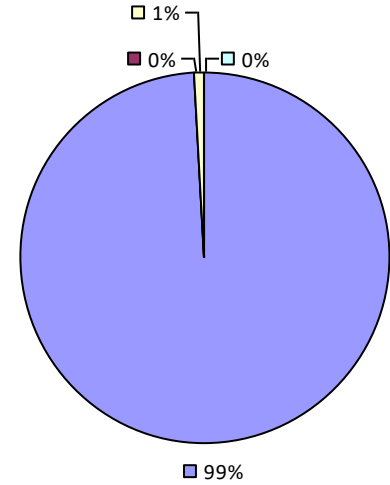
Student Performance



Teacher Observation



Overall Rating



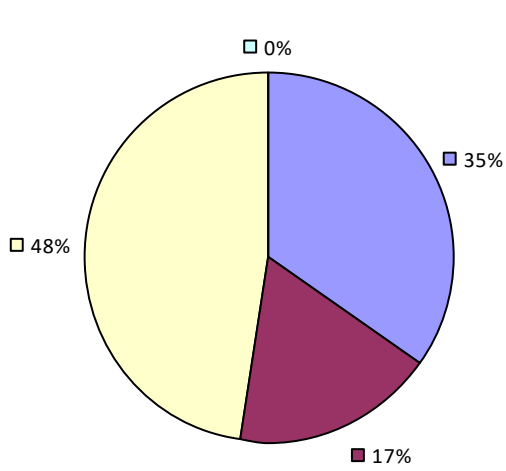
2018-19 PRINCIPAL EVALUATION RESULTS NOT SHOWN DUE TO SUPPRESSION\*

\* Data is suppressed if 100% of teachers/principals received the same rating or if the total teachers/principals in an LEA is less than five.

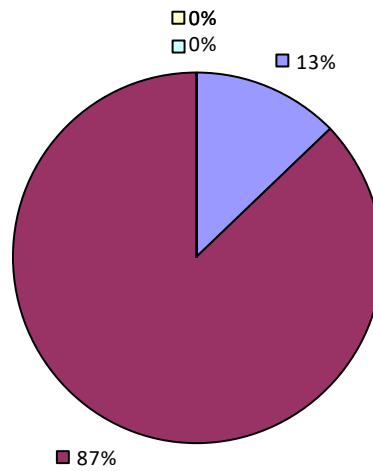
# WESTMORELAND CSD

## 2018-19 TEACHER EVALUATION RESULTS

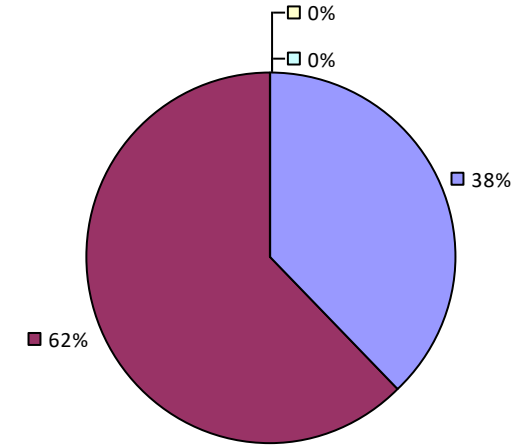
### Student Performance



### Teacher Observation



### Overall Rating



2018-19 PRINCIPAL EVALUATION RESULTS NOT SHOWN DUE TO SUPPRESSION\*

\* Data is suppressed if 100% of teachers/principals received the same rating or if the total teachers/principals in an LEA is less than five.

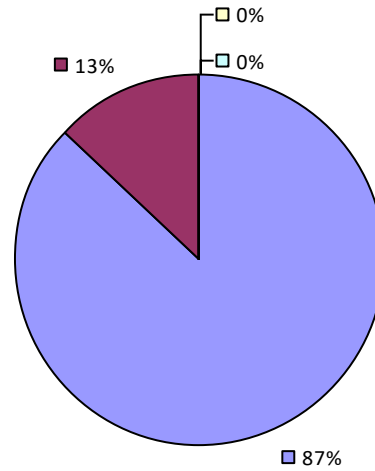
# WESTPORT CSD

## 2018-19 TEACHER EVALUATION RESULTS

Student performance results not shown due to suppression\*

### Teacher Observation

Overall results not shown due to suppression\*



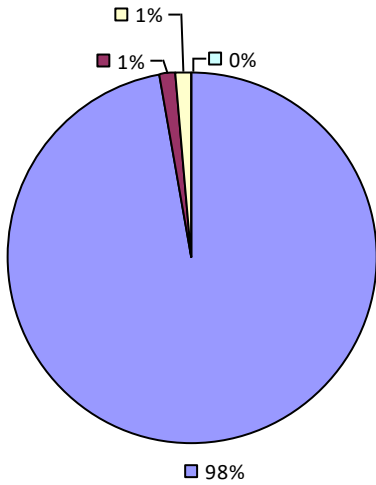
## 2018-19 PRINCIPAL EVALUATION RESULTS NOT SHOWN DUE TO SUPPRESSION\*

\* Data is suppressed if 100% of teachers/principals received the same rating or if the total teachers/principals in an LEA is less than five.

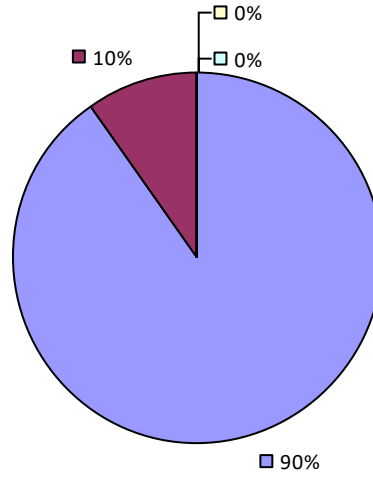
# WHEATLAND-CHILI CSD

## 2018-19 TEACHER EVALUATION RESULTS

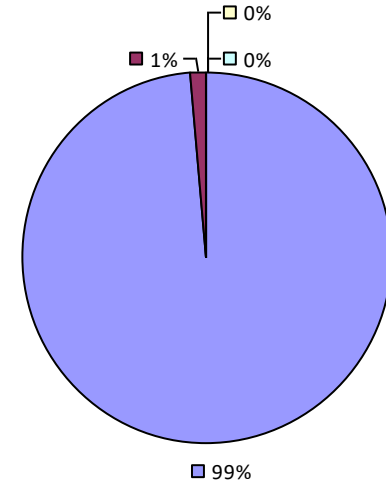
Student Performance



Teacher Observation



Overall Rating



2018-19 PRINCIPAL EVALUATION RESULTS NOT SHOWN DUE TO SUPPRESSION\*

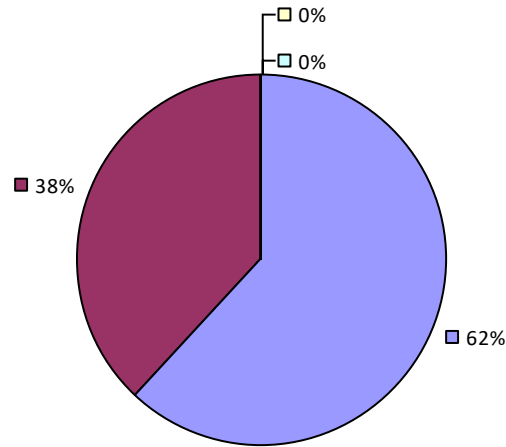
\* Data is suppressed if 100% of teachers/principals received the same rating or if the total teachers/principals in an LEA is less than five.

# WHEELERVILLE UFSD

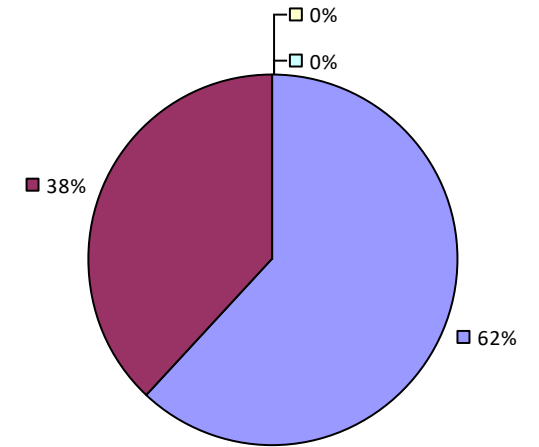
## 2018-19 TEACHER EVALUATION RESULTS

Student performance results not shown due to suppression\*

### Teacher Observation



### Overall Rating



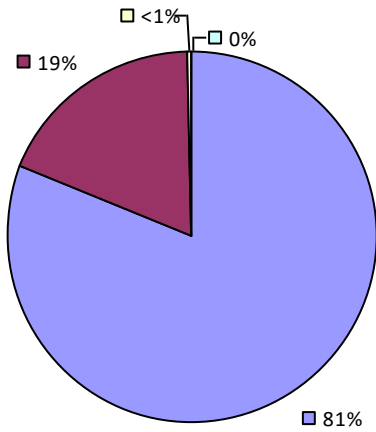
## 2018-19 PRINCIPAL EVALUATION RESULTS NOT SHOWN DUE TO SUPPRESSION\*

\* Data is suppressed if 100% of teachers/principals received the same rating or if the total teachers/principals in an LEA is less than five.

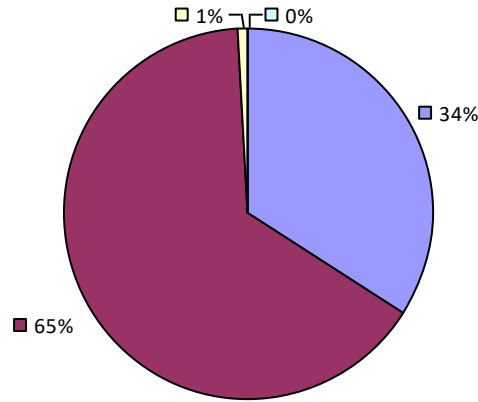
# WHITE PLAINS CITY SD

## 2018-19 TEACHER EVALUATION RESULTS

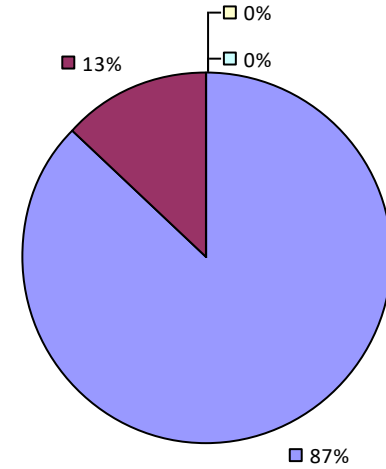
Student Performance



Teacher Observation

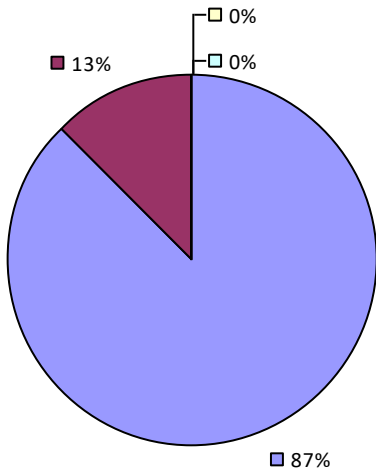


Overall Rating



## 2018-19 PRINCIPAL EVALUATION RESULTS

Student Performance



Principal school visit results not shown due to suppression\*

Overall results not shown due to suppression\*

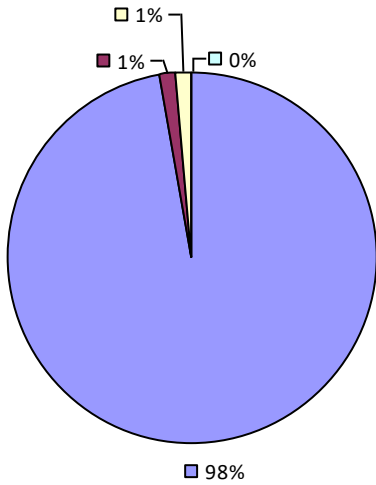
\* Data is suppressed if 100% of teachers/principals received the same rating or if the total teachers/principals in an LEA is less than five.



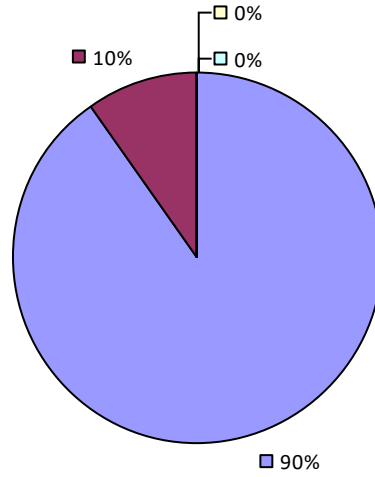
# WHITEHALL CSD

## 2018-19 TEACHER EVALUATION RESULTS

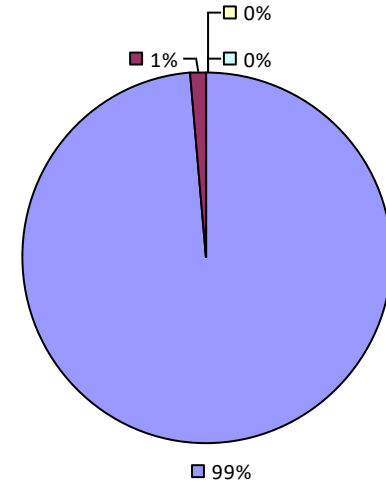
Student Performance



Teacher Observation



Overall Rating



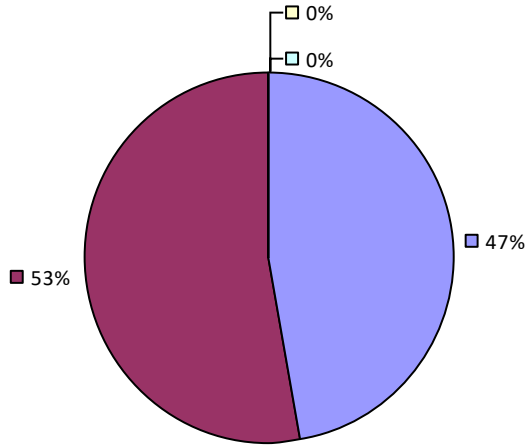
2018-19 PRINCIPAL EVALUATION RESULTS NOT SHOWN DUE TO SUPPRESSION\*

\* Data is suppressed if 100% of teachers/principals received the same rating or if the total teachers/principals in an LEA is less than five.

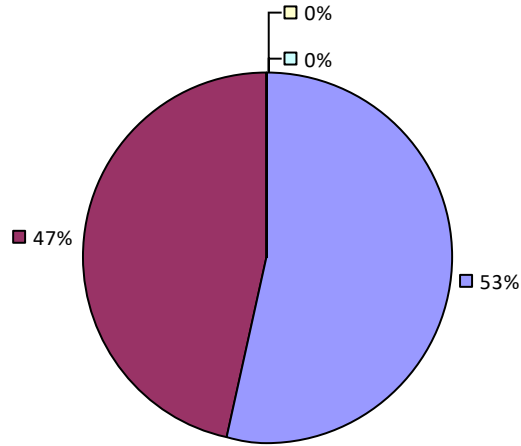
# WHITESBORO CSD

## 2018-19 TEACHER EVALUATION RESULTS

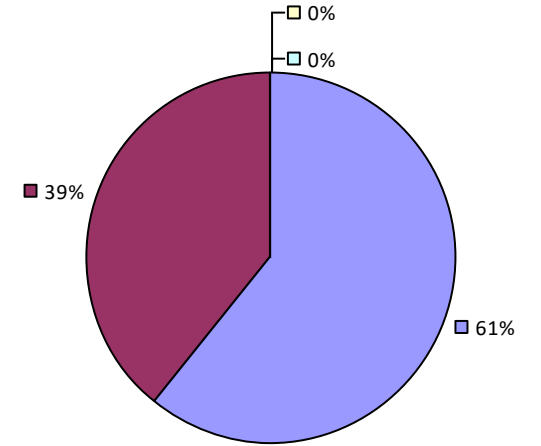
### Student Performance



### Teacher Observation

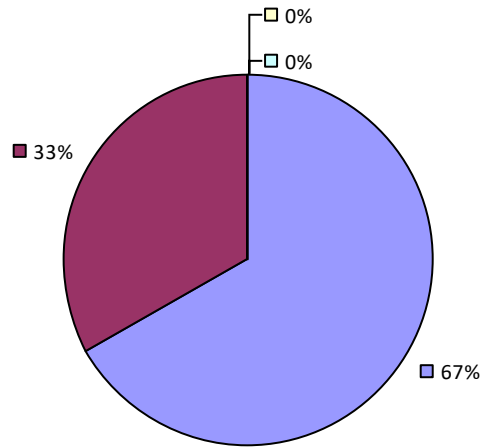


### Overall Rating

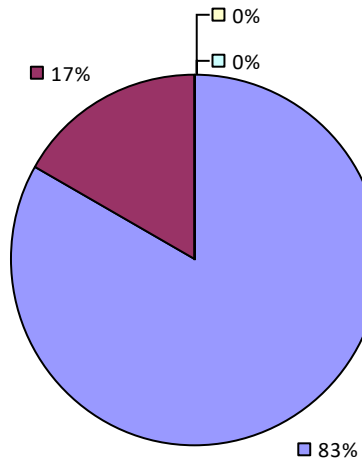


## 2018-19 PRINCIPAL EVALUATION RESULTS

### Student Performance



### Principal School Visits



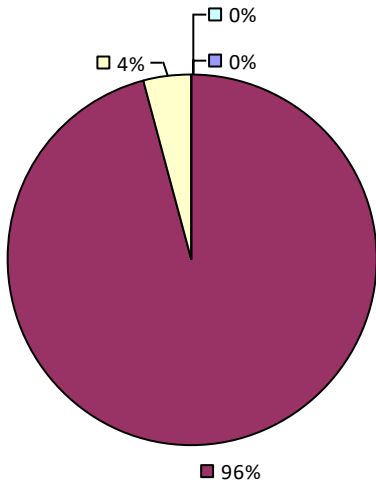
Overall results not shown due to suppression\*

\* Data is suppressed if 100% of teachers/principals received the same rating or if the total teachers/principals in an LEA is less than five.

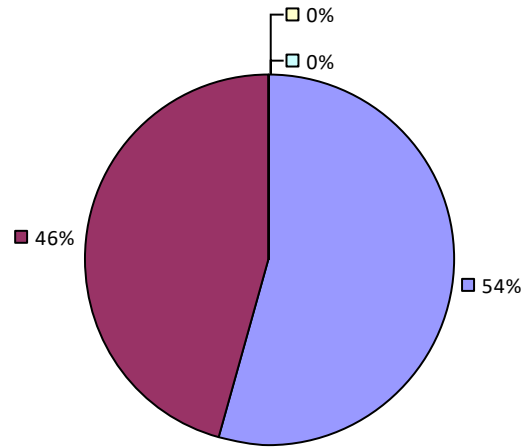
# WHITESVILLE CSD

## 2018-19 TEACHER EVALUATION RESULTS

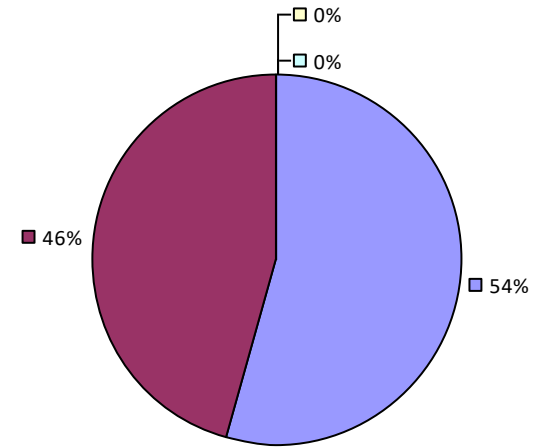
Student Performance



Teacher Observation



Overall Rating



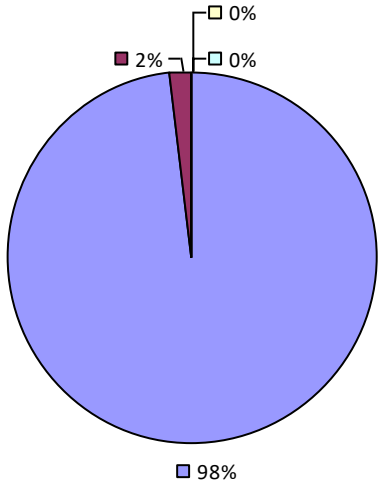
2018-19 PRINCIPAL EVALUATION RESULTS NOT SUBMITTED

\* Data is suppressed if 100% of teachers/principals received the same rating or if the total teachers/principals in an LEA is less than five.

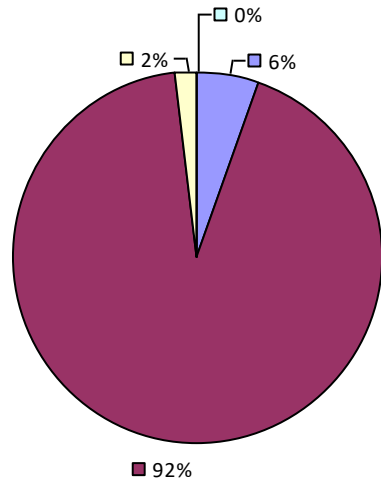
# WHITNEY POINT CSD

## 2018-19 TEACHER EVALUATION RESULTS

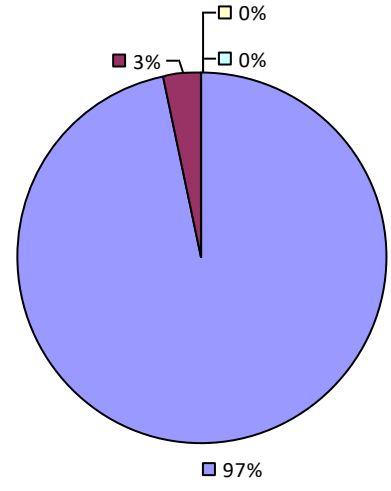
Student Performance



Teacher Observation



Overall Rating



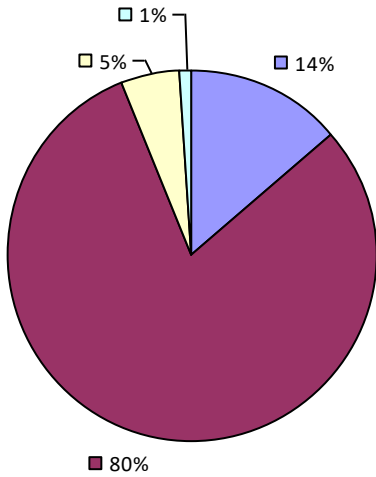
2018-19 PRINCIPAL EVALUATION RESULTS NOT SHOWN DUE TO SUPPRESSION\*

\* Data is suppressed if 100% of teachers/principals received the same rating or if the total teachers/principals in an LEA is less than five.

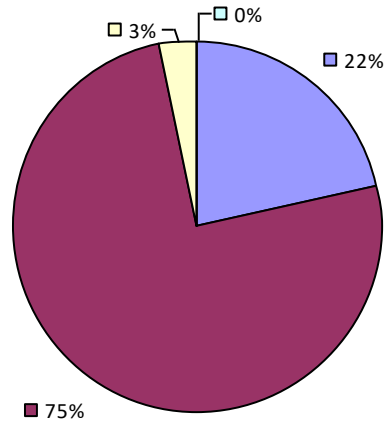
# WILLIAM FLOYD UFSD

## 2018-19 TEACHER EVALUATION RESULTS

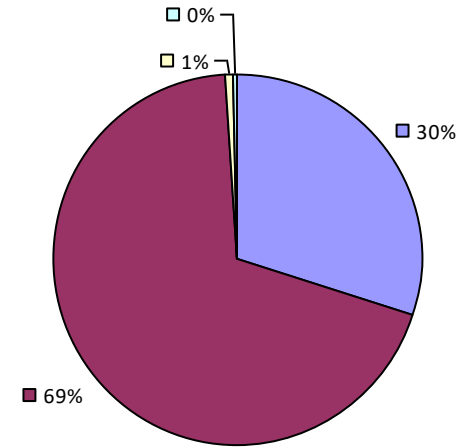
Student Performance



Teacher Observation

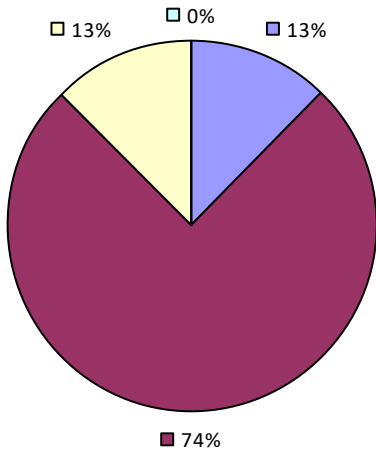


Overall Rating

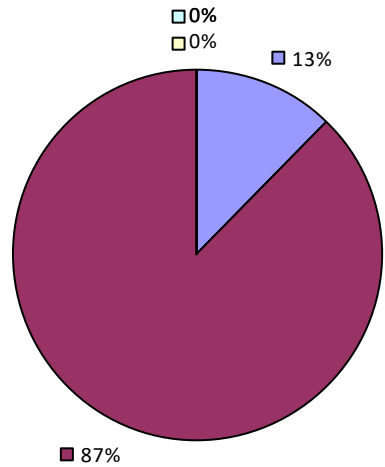


## 2018-19 PRINCIPAL EVALUATION RESULTS

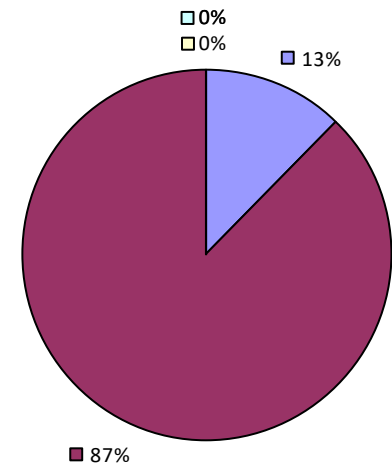
Student Performance



Principal School Visits



Overall Rating

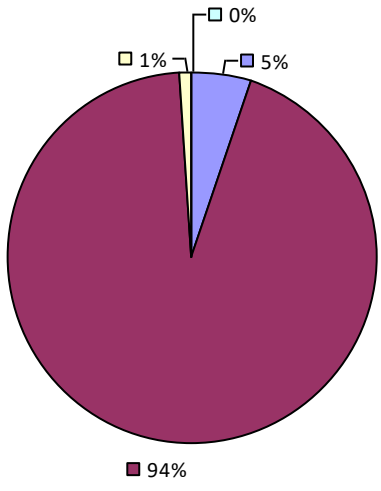


\* Data is suppressed if 100% of teachers/principals received the same rating or if the total teachers/principals in an LEA is less than five.

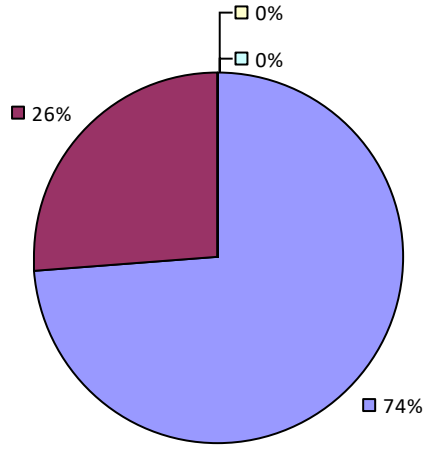
# WILLIAMSON CSD

## 2018-19 TEACHER EVALUATION RESULTS

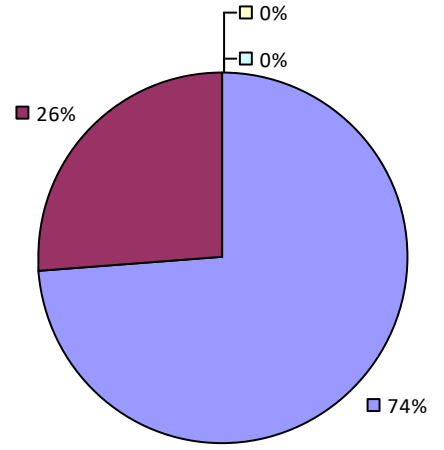
Student Performance



Teacher Observation



Overall Rating



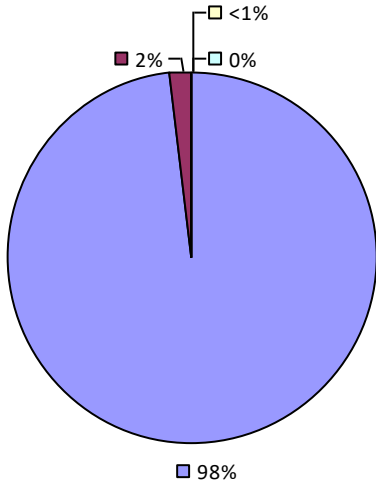
2018-19 PRINCIPAL EVALUATION RESULTS NOT SHOWN DUE TO SUPPRESSION\*

\* Data is suppressed if 100% of teachers/principals received the same rating or if the total teachers/principals in an LEA is less than five.

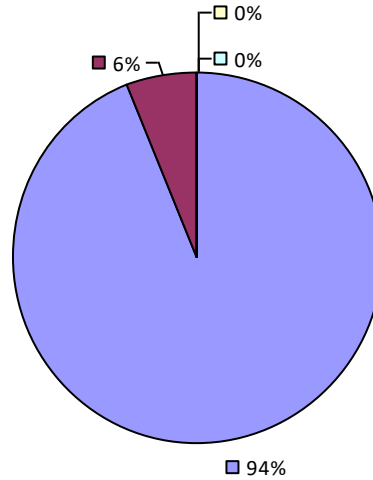
# WILLIAMSVILLE CSD

## 2018-19 TEACHER EVALUATION RESULTS

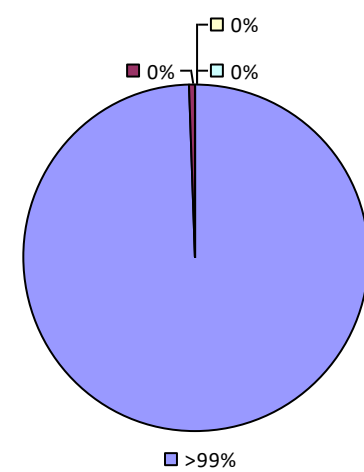
### Student Performance



### Teacher Observation



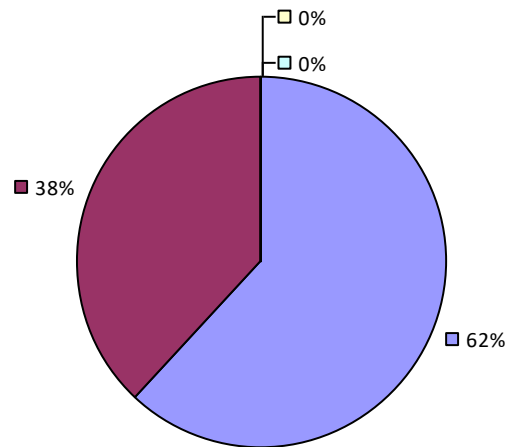
### Overall Rating



## 2018-19 PRINCIPAL EVALUATION RESULTS

Student performance results not shown due to suppression\*

### Principal School Visits



Overall results not shown due to suppression\*

\* Data is suppressed if 100% of teachers/principals received the same rating or if the total teachers/principals in an LEA is less than five.

**WILLSBORO CSD**

*2018-19 TEACHER EVALUATION RESULTS NOT SHOWN DUE TO SUPPRESSION\**

*2018-19 PRINCIPAL EVALUATION RESULTS NOT SHOWN DUE TO SUPPRESSION\**

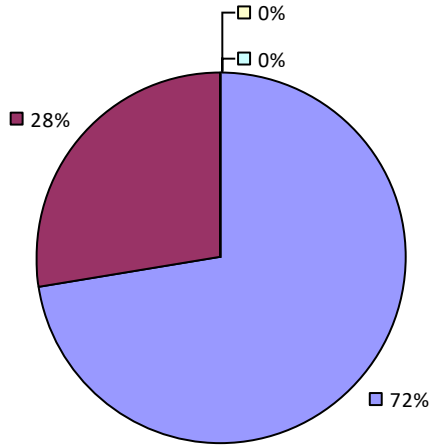
*\* Data is suppressed if 100% of teachers/principals received the same rating or if the total teachers/principals in an LEA is less than five.*



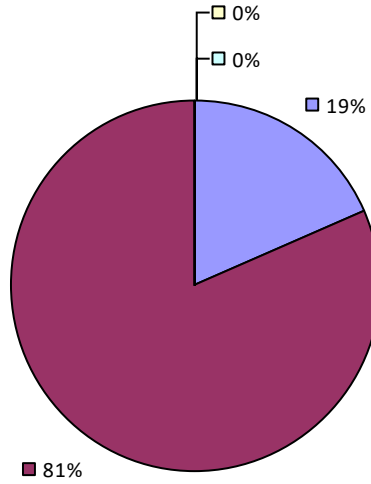
# WILSON CSD

## 2018-19 TEACHER EVALUATION RESULTS

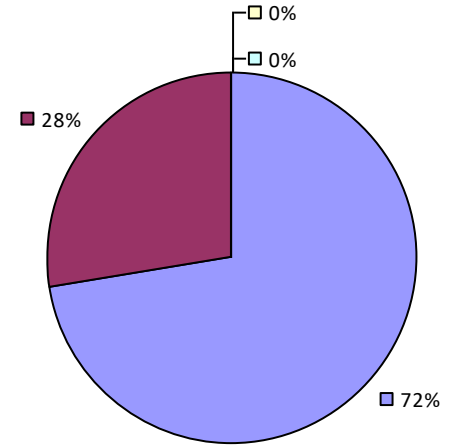
### Student Performance



### Teacher Observation



### Overall Rating



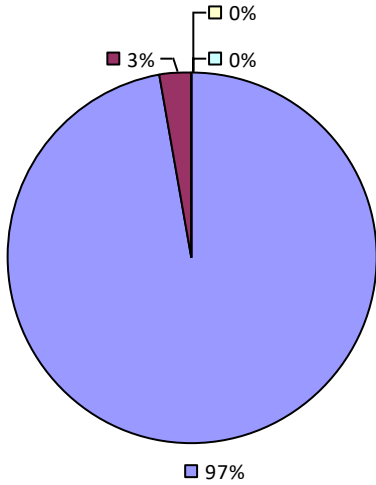
2018-19 PRINCIPAL EVALUATION RESULTS NOT SHOWN DUE TO SUPPRESSION\*

\* Data is suppressed if 100% of teachers/principals received the same rating or if the total teachers/principals in an LEA is less than five.

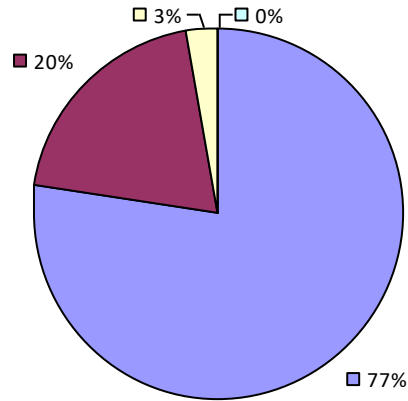
# WINDHAM-ASHLAND-JEWETT CSD

## 2018-19 TEACHER EVALUATION RESULTS

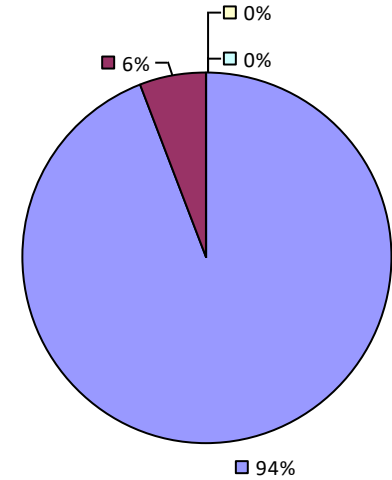
### Student Performance



### Teacher Observation



### Overall Rating



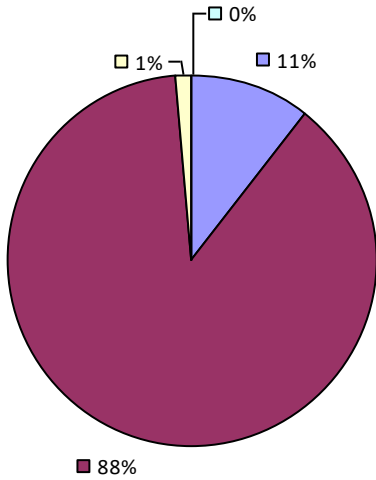
2018-19 PRINCIPAL EVALUATION RESULTS NOT SHOWN DUE TO SUPPRESSION\*

\* Data is suppressed if 100% of teachers/principals received the same rating or if the total teachers/principals in an LEA is less than five.

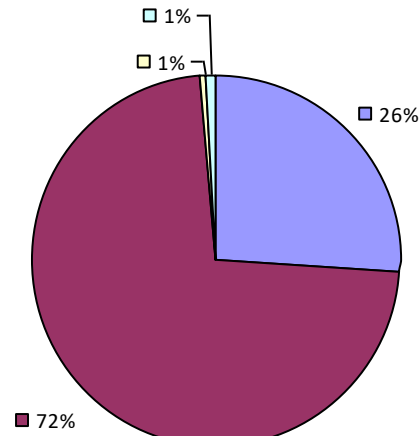
# WINDSOR CSD

## 2018-19 TEACHER EVALUATION RESULTS

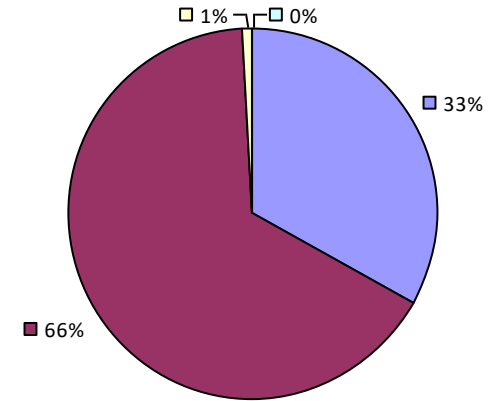
### Student Performance



### Teacher Observation



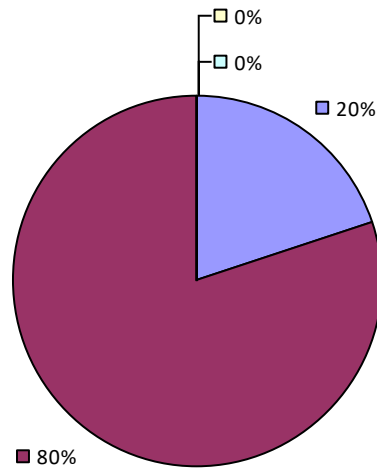
### Overall Rating



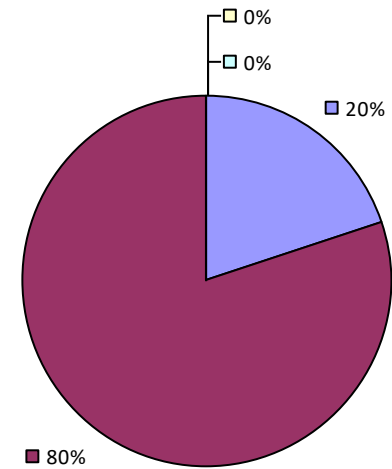
## 2018-19 PRINCIPAL EVALUATION RESULTS

Student performance results not shown due to suppression\*

### Principal School Visits



### Overall Rating



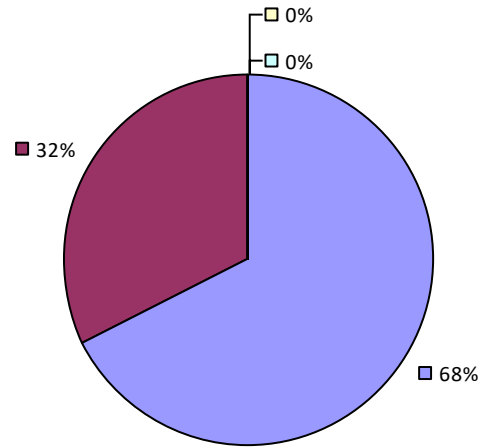
\* Data is suppressed if 100% of teachers/principals received the same rating or if the total teachers/principals in an LEA is less than five.

# WORCESTER CSD

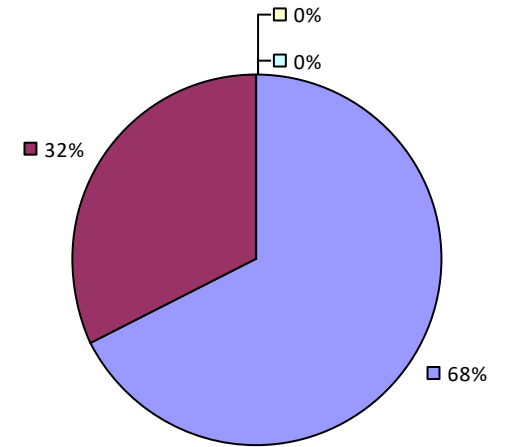
## 2018-19 TEACHER EVALUATION RESULTS

Student performance results not shown due to suppression\*

### Teacher Observation



### Overall Rating



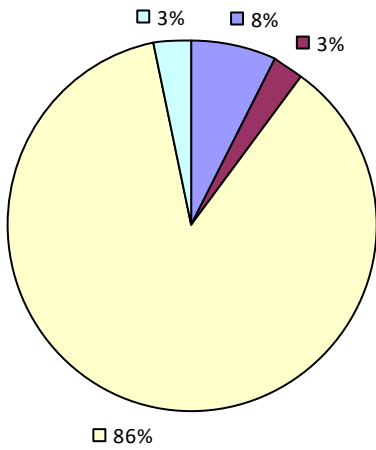
## 2018-19 PRINCIPAL EVALUATION RESULTS NOT SHOWN DUE TO SUPPRESSION\*

\* Data is suppressed if 100% of teachers/principals received the same rating or if the total teachers/principals in an LEA is less than five.

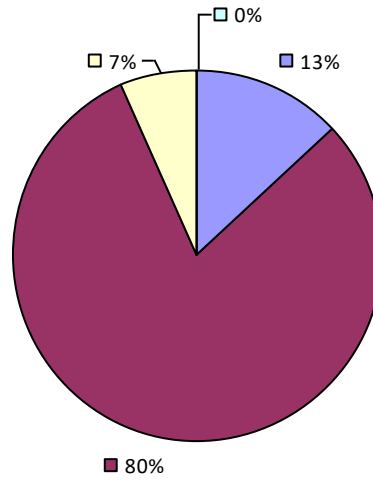
# WYANDANCH UFSD

## 2018-19 TEACHER EVALUATION RESULTS

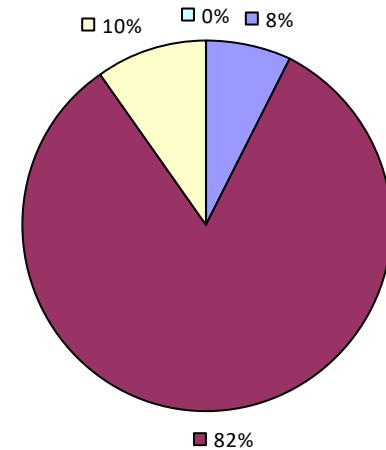
### Student Performance



### Teacher Observation

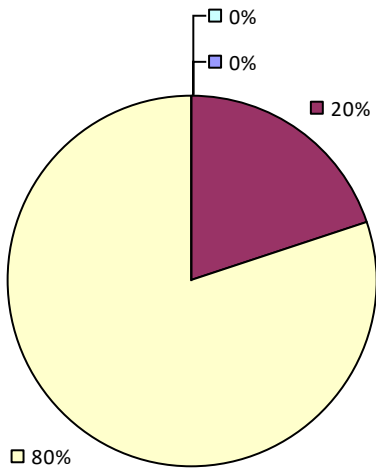


### Overall Rating



## 2018-19 PRINCIPAL EVALUATION RESULTS

### Student Performance



Principal school visit results not shown due to suppression\*

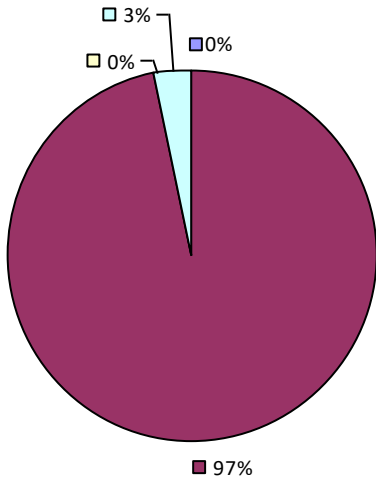
Overall results not shown due to suppression\*

\* Data is suppressed if 100% of teachers/principals received the same rating or if the total teachers/principals in an LEA is less than five.

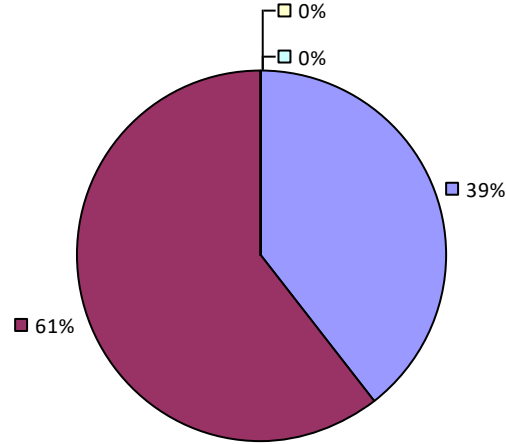
# WYNANTSKILL UFSD

## 2018-19 TEACHER EVALUATION RESULTS

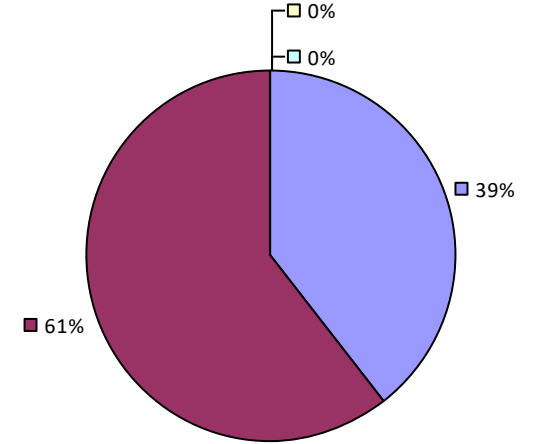
Student Performance



Teacher Observation



Overall Rating



2018-19 PRINCIPAL EVALUATION RESULTS NOT SHOWN DUE TO SUPPRESSION\*

\* Data is suppressed if 100% of teachers/principals received the same rating or if the total teachers/principals in an LEA is less than five.

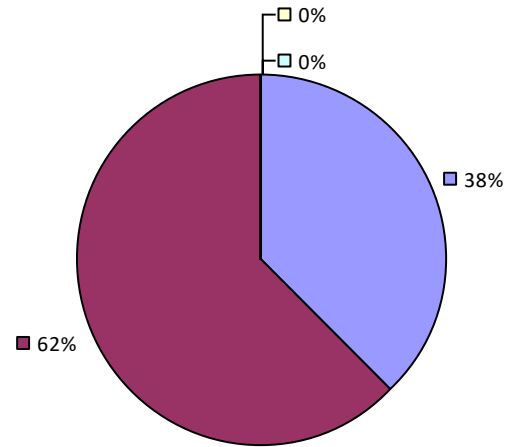
# WYOMING CSD

## 2018-19 TEACHER EVALUATION RESULTS

Student performance results not shown due to suppression\*

### Teacher Observation

Overall results not shown due to suppression\*



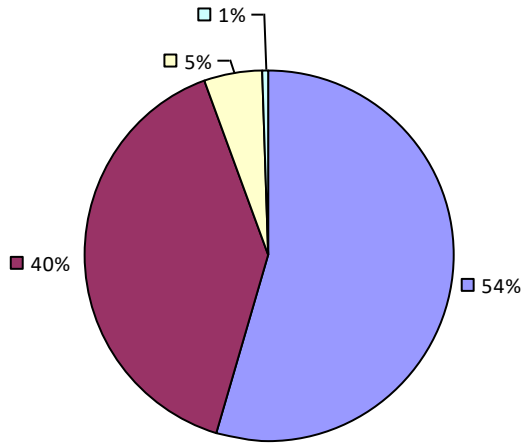
## 2018-19 PRINCIPAL EVALUATION RESULTS NOT SHOWN DUE TO SUPPRESSION\*

\* Data is suppressed if 100% of teachers/principals received the same rating or if the total teachers/principals in an LEA is less than five.

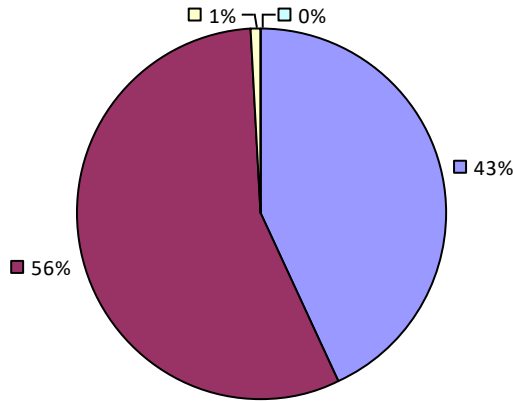
# YONKERS CITY SD

## 2018-19 TEACHER EVALUATION RESULTS

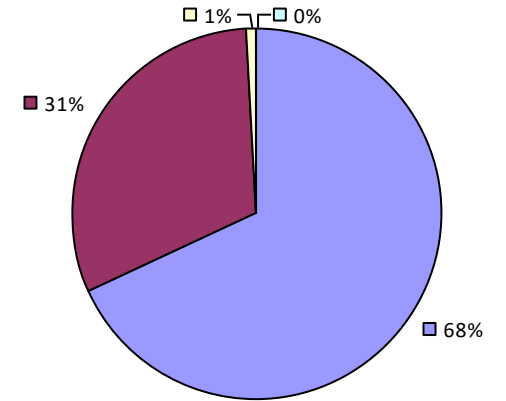
Student Performance



Teacher Observation

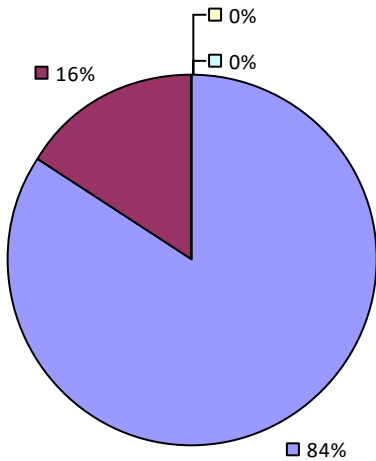


Overall Rating

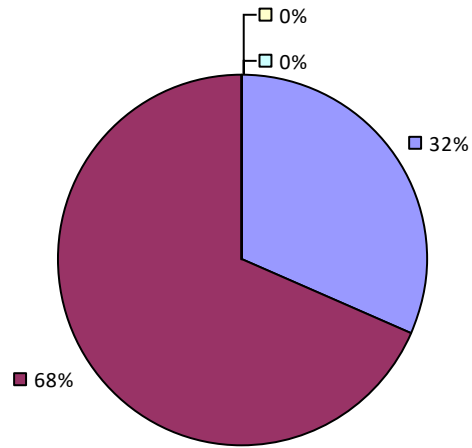


## 2018-19 PRINCIPAL EVALUATION RESULTS

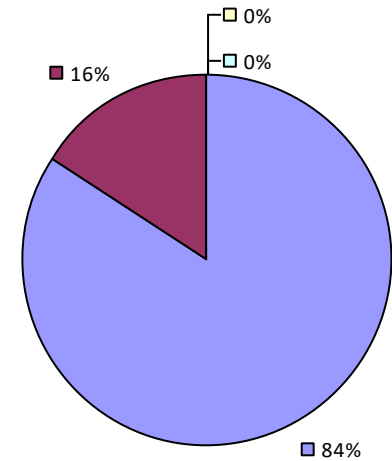
Student Performance



Principal School Visits



Overall Rating



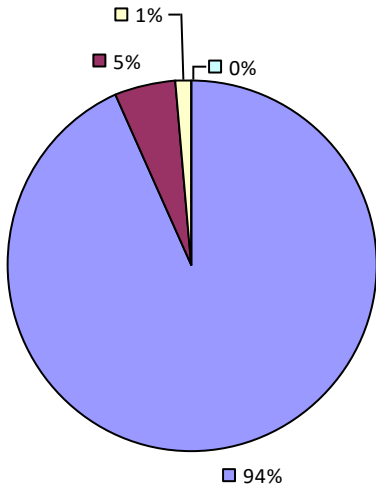
\* Data is suppressed if 100% of teachers/principals received the same rating or if the total teachers/principals in an LEA is less than five.



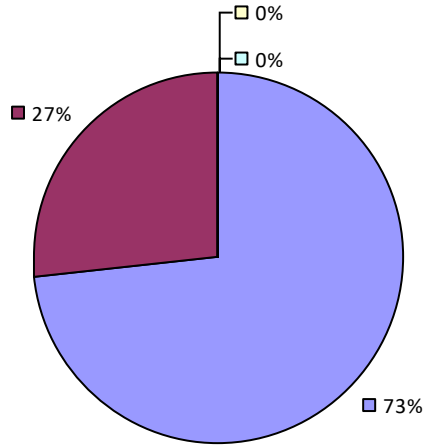
# YORK CSD

## 2018-19 TEACHER EVALUATION RESULTS

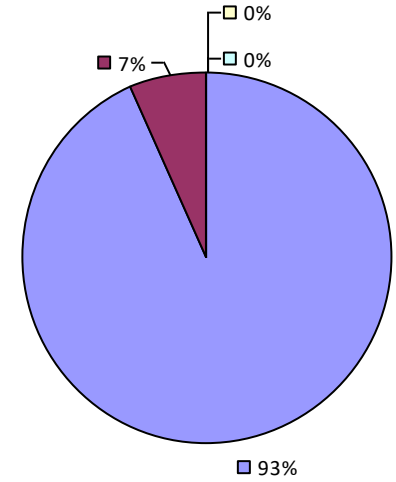
### Student Performance



### Teacher Observation



### Overall Rating



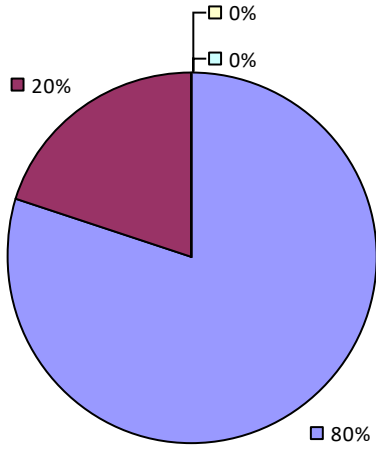
2018-19 PRINCIPAL EVALUATION RESULTS NOT SHOWN DUE TO SUPPRESSION\*

\* Data is suppressed if 100% of teachers/principals received the same rating or if the total teachers/principals in an LEA is less than five.

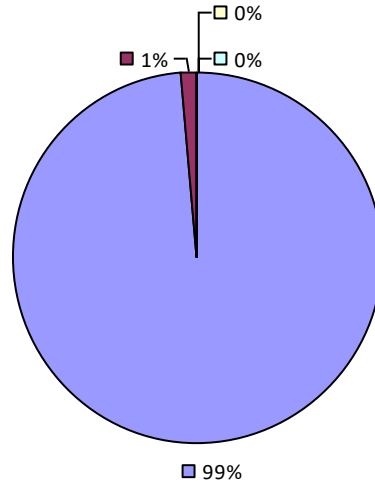
# YORKSHIRE-PIONEER CSD

## 2018-19 TEACHER EVALUATION RESULTS

Student Performance



Teacher Observation



Overall results not shown due to suppression\*

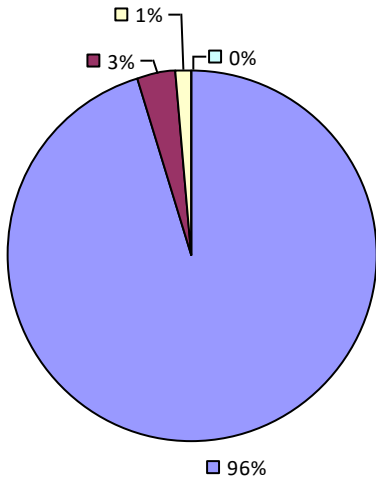
2018-19 PRINCIPAL EVALUATION RESULTS NOT SHOWN DUE TO SUPPRESSION\*

\* Data is suppressed if 100% of teachers/principals received the same rating or if the total teachers/principals in an LEA is less than five.

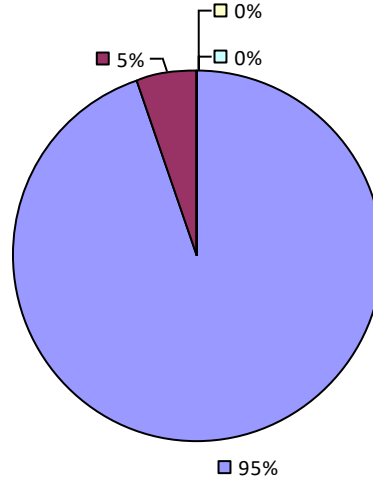
# YORKTOWN CSD

## 2018-19 TEACHER EVALUATION RESULTS

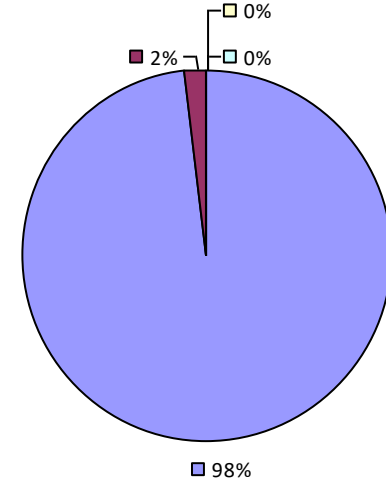
Student Performance



Teacher Observation



Overall Rating



2018-19 PRINCIPAL EVALUATION RESULTS NOT SHOWN DUE TO SUPPRESSION\*

\* Data is suppressed if 100% of teachers/principals received the same rating or if the total teachers/principals in an LEA is less than five.