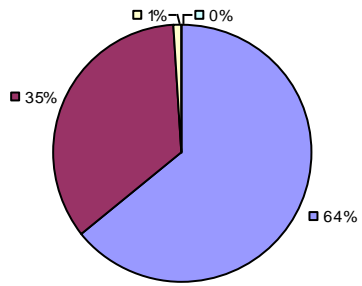
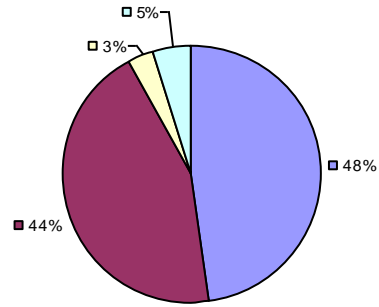


2013-14 TEACHER EVALUATION RESULTS

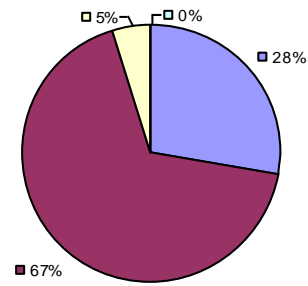
Student Growth



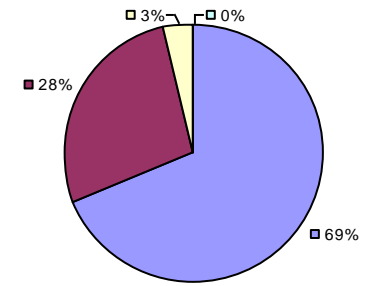
Local Measures



Other Measures



Overall Composite

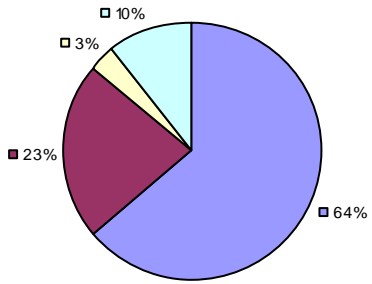


2013-14 PRINCIPAL EVALUATION RESULTS NOT SHOWN DUE TO SUPPRESSION\*

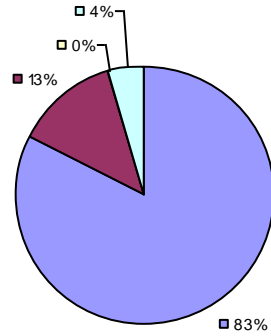
\* Data is suppressed if 100% of teachers/principals received the same rating or if the total teachers/principals in an LEA is less than five.

2013-14 TEACHER EVALUATION RESULTS

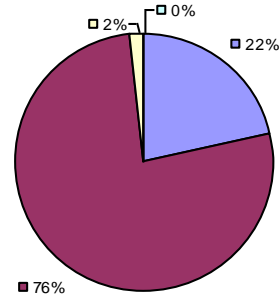
Student Growth



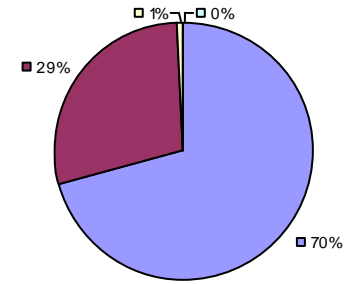
Local Measures



Other Measures



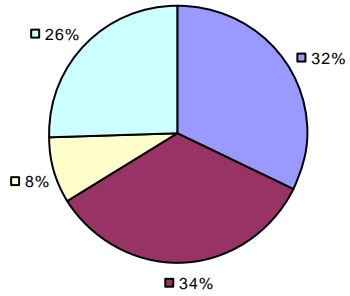
Overall Composite



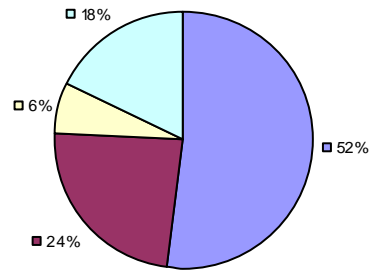
2013-14 PRINCIPAL EVALUATION RESULTS NOT SHOWN DUE TO SUPPRESSION\*

\* Data is suppressed if 100% of teachers/principals received the same rating or if the total teachers/principals in an LEA is less than five.

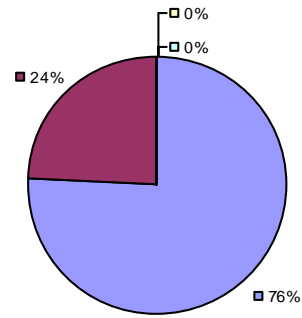
Student Growth



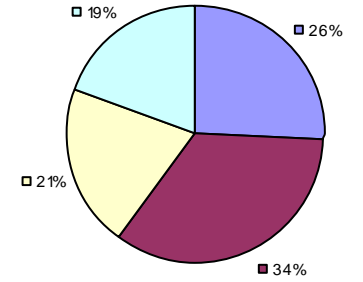
Local Measures



Other Measures



Overall Composite

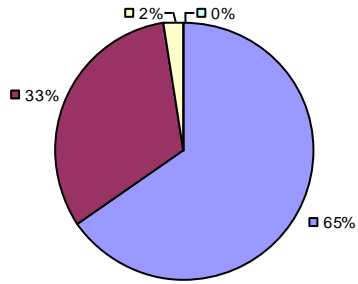


2013-14 PRINCIPAL EVALUATION RESULTS NOT SHOWN DUE TO SUPPRESSION\*

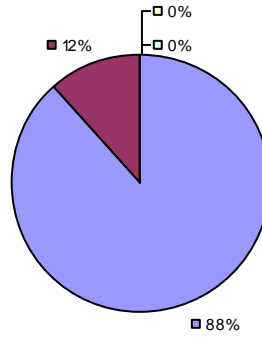
\* Data is suppressed if 100% of teachers/principals received the same rating or if the total teachers/principals in an LEA is less than five.

2013-14 TEACHER EVALUATION RESULTS

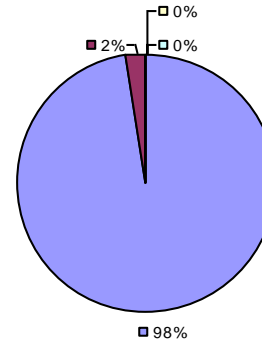
Student Growth



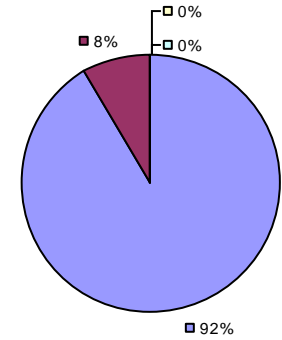
Local Measures



Other Measures



Overall Composite

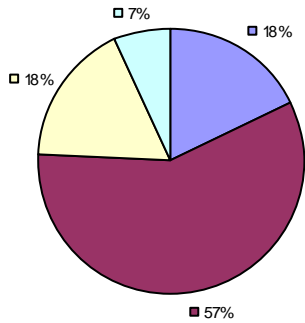


2013-14 PRINCIPAL EVALUATION RESULTS NOT SHOWN DUE TO SUPPRESSION\*

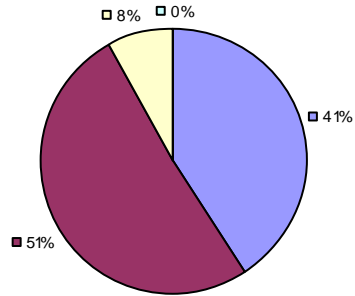
\* Data is suppressed if 100% of teachers/principals received the same rating or if the total teachers/principals in an LEA is less than five.

2013-14 TEACHER EVALUATION RESULTS

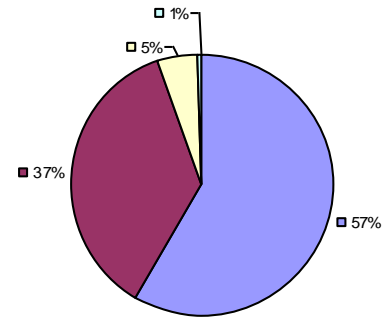
Student Growth



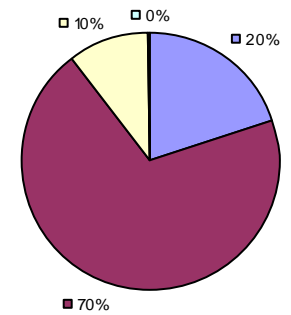
Local Measures



Other Measures

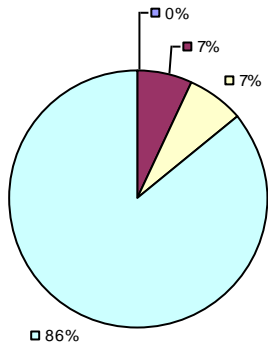


Overall Composite

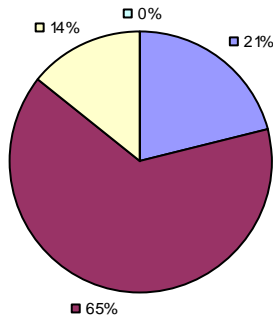


2013-14 PRINCIPAL EVALUATION RESULTS

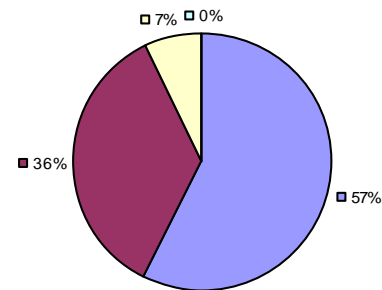
Student Growth



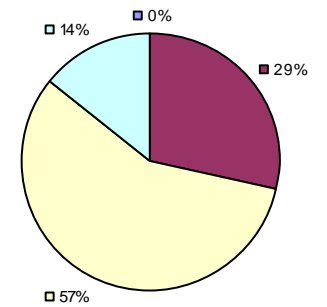
Local Measures



Other Measures



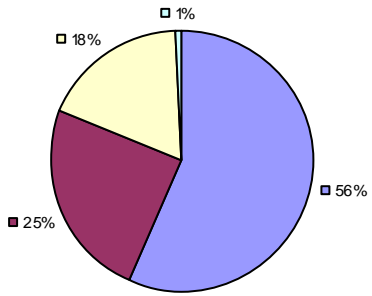
Overall Composite



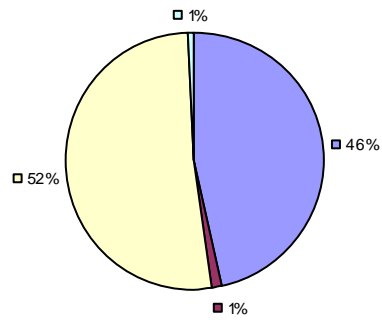
\* Data is suppressed if 100% of teachers/principals received the same rating or if the total teachers/principals in an LEA is less than five.

2013-14 TEACHER EVALUATION RESULTS

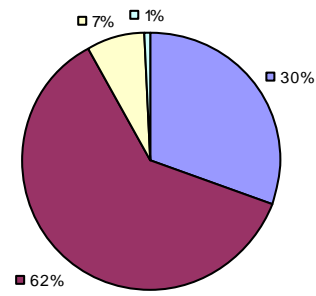
Student Growth



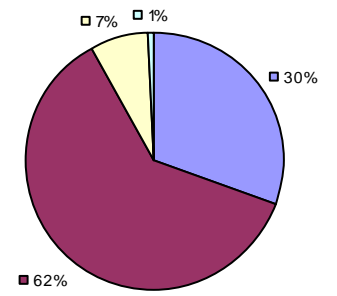
Local Measures



Other Measures



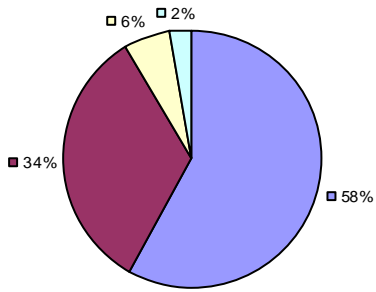
Overall Composite



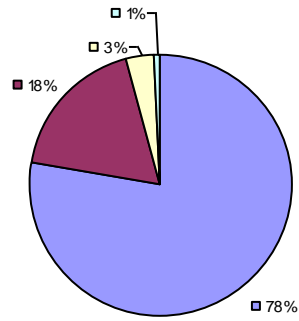
2013-14 PRINCIPAL EVALUATION RESULTS NOT SHOWN DUE TO SUPPRESSION\*

\* Data is suppressed if 100% of teachers/principals received the same rating or if the total teachers/principals in an LEA is less than five.

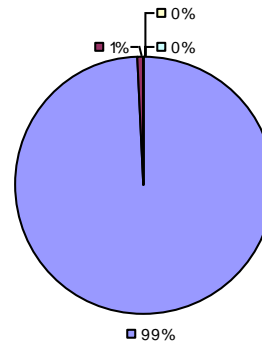
Student Growth



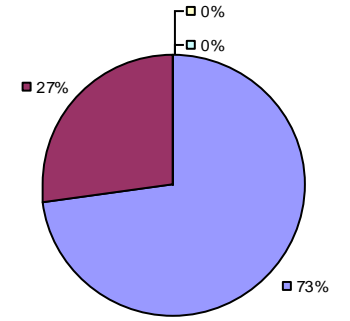
Local Measures



Other Measures



Overall Composite

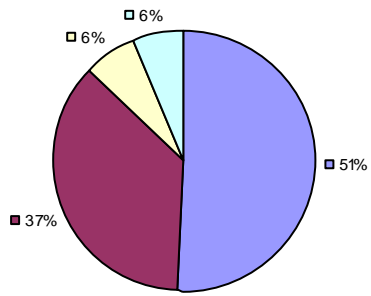


2013-14 PRINCIPAL EVALUATION RESULTS NOT SHOWN DUE TO SUPPRESSION\*

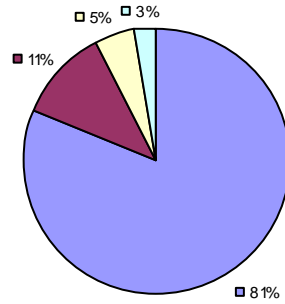
\* Data is suppressed if 100% of teachers/principals received the same rating or if the total teachers/principals in an LEA is less than five.

2013-14 TEACHER EVALUATION RESULTS

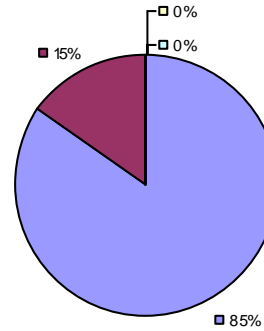
Student Growth



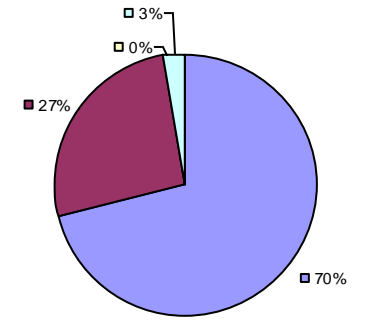
Local Measures



Other Measures



Overall Composite



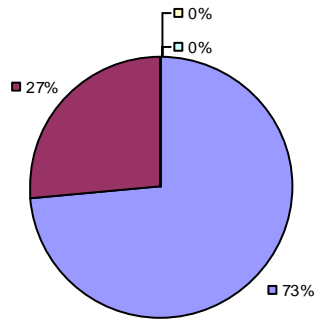
2013-14 PRINCIPAL EVALUATION RESULTS NOT SHOWN DUE TO SUPPRESSION\*

\* Data is suppressed if 100% of teachers/principals received the same rating or if the total teachers/principals in an LEA is less than five.

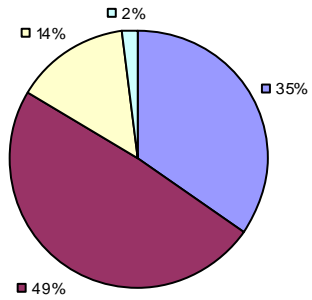


2013-14 TEACHER EVALUATION RESULTS

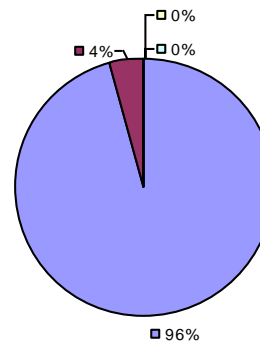
Student Growth



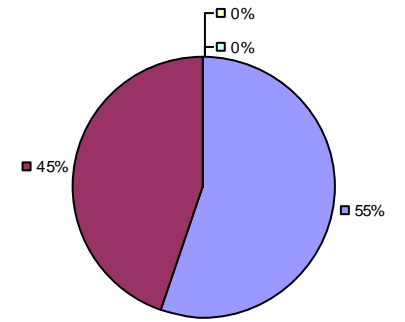
Local Measures



Other Measures



Overall Composite

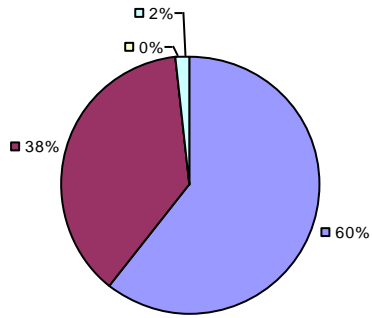


2013-14 PRINCIPAL EVALUATION RESULTS NOT SHOWN DUE TO SUPPRESSION\*

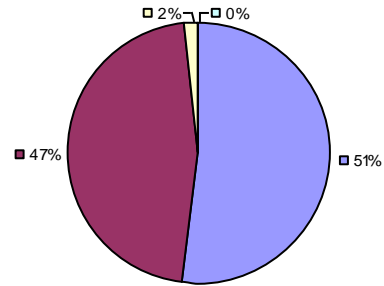
\* Data is suppressed if 100% of teachers/principals received the same rating or if the total teachers/principals in an LEA is less than five.

2013-14 TEACHER EVALUATION RESULTS

Student Growth

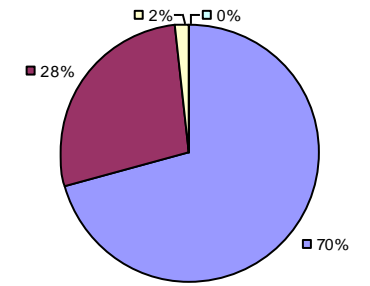


Local Measures



Other measures results not shown due to suppression\*

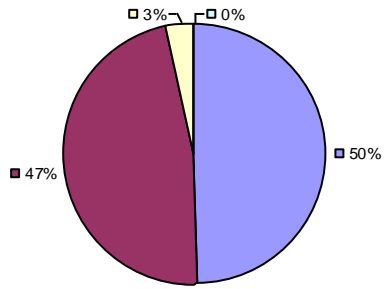
Overall Composite



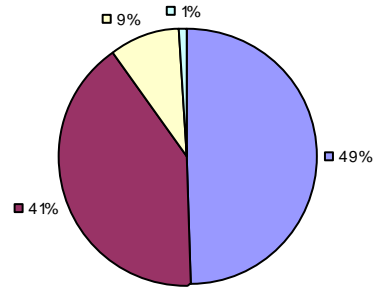
2013-14 PRINCIPAL EVALUATION RESULTS NOT SHOWN DUE TO SUPPRESSION\*

\* Data is suppressed if 100% of teachers/principals received the same rating or if the total teachers/principals in an LEA is less than five.

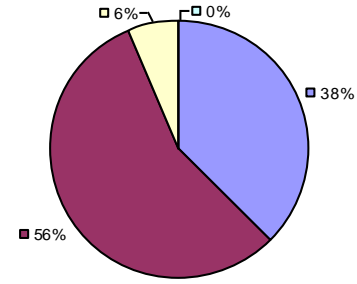
Student Growth



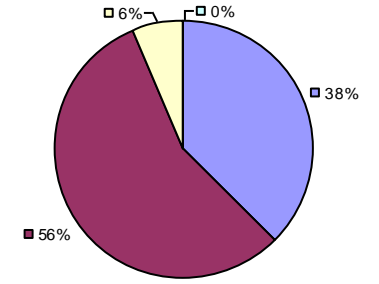
Local Measures



Other Measures



Overall Composite



2013-14 PRINCIPAL EVALUATION RESULTS NOT SHOWN DUE TO SUPPRESSION\*

\* Data is suppressed if 100% of teachers/principals received the same rating or if the total teachers/principals in an LEA is less than five.

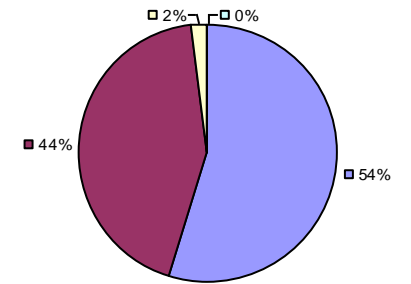
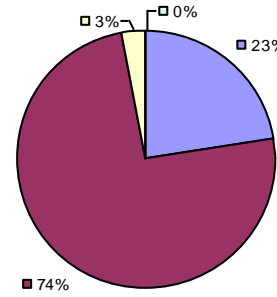
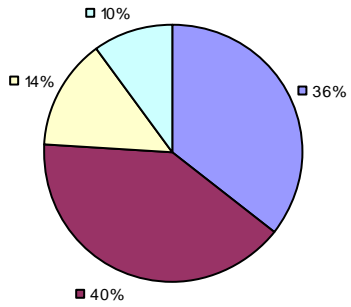
2013-14 TEACHER EVALUATION RESULTS

Student Growth

Local measures results not shown due to suppression\*

Other Measures

Overall Composite

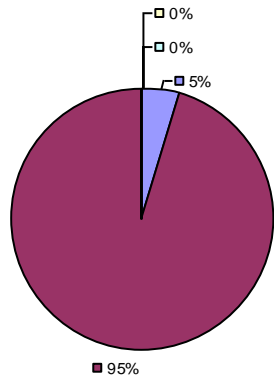


2013-14 PRINCIPAL EVALUATION RESULTS NOT SHOWN DUE TO SUPPRESSION\*

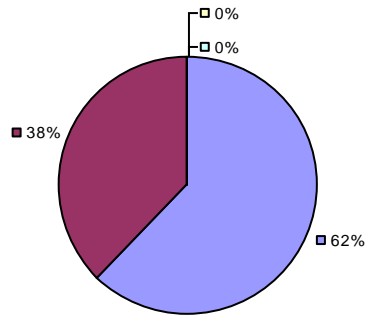
\* Data is suppressed if 100% of teachers/principals received the same rating or if the total teachers/principals in an LEA is less than five.

2013-14 TEACHER EVALUATION RESULTS

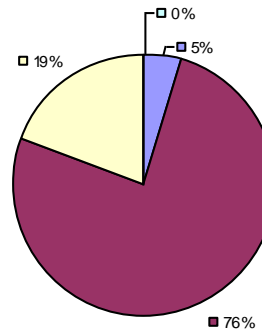
Student Growth



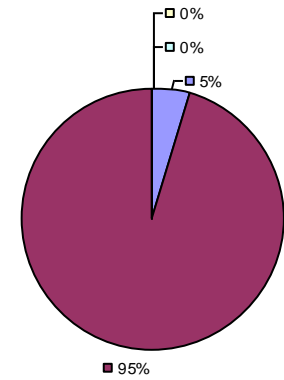
Local Measures



Other Measures



Overall Composite

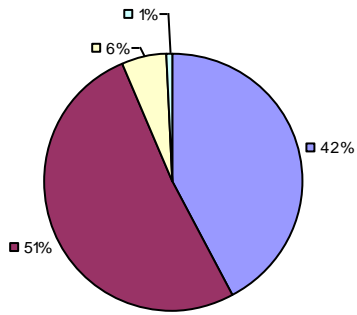


2013-14 PRINCIPAL EVALUATION RESULTS NOT SUBMITTED

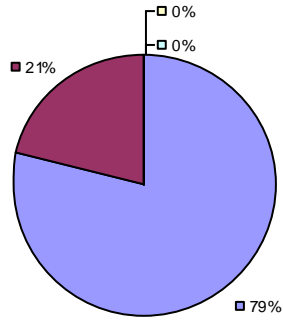
\* Data is suppressed if 100% of teachers/principals received the same rating or if the total teachers/principals in an LEA is less than five.

2013-14 TEACHER EVALUATION RESULTS

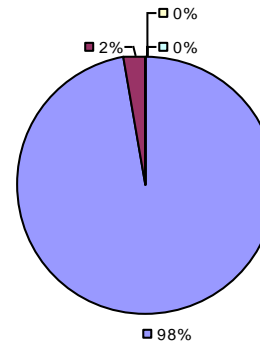
Student Growth



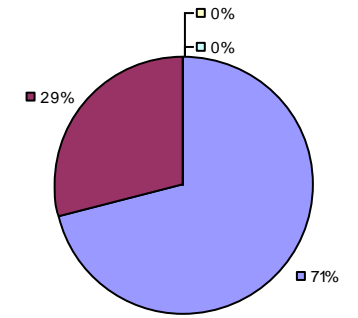
Local Measures



Other Measures



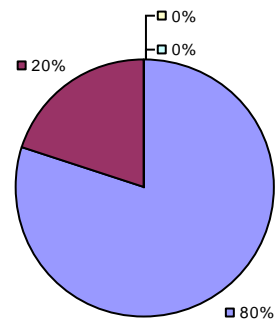
Overall Composite



2013-14 PRINCIPAL EVALUATION RESULTS

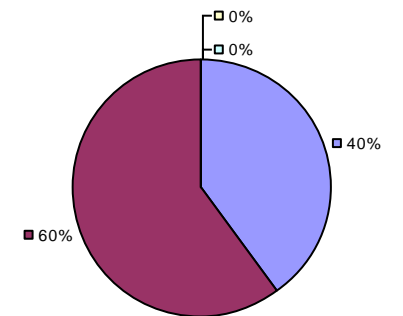
Student growth results not shown due to suppression\*

Local Measures



Other measures results not shown due to suppression\*

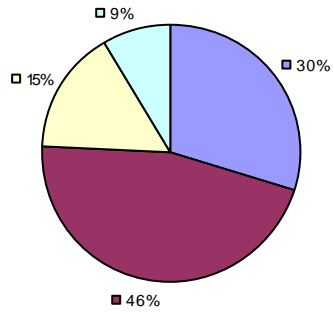
Overall Composite



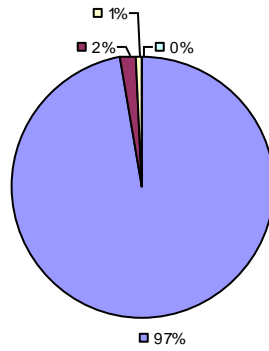
\* Data is suppressed if 100% of teachers/principals received the same rating or if the total teachers/principals in an LEA is less than five.

2013-14 TEACHER EVALUATION RESULTS

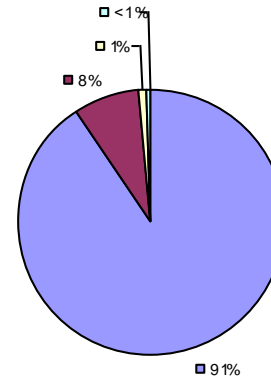
Student Growth



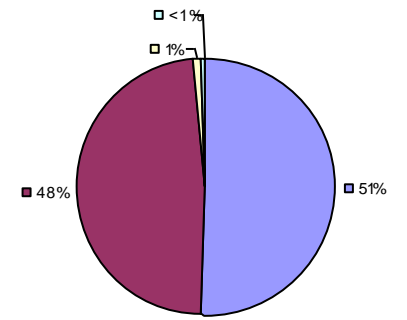
Local Measures



Other Measures



Overall Composite

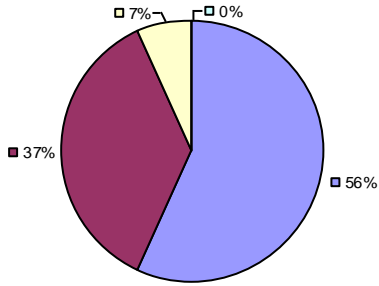


2013-14 PRINCIPAL EVALUATION RESULTS NOT SHOWN DUE TO SUPPRESSION\*

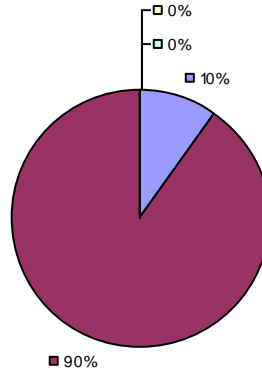
\* Data is suppressed if 100% of teachers/principals received the same rating or if the total teachers/principals in an LEA is less than five.

2013-14 TEACHER EVALUATION RESULTS

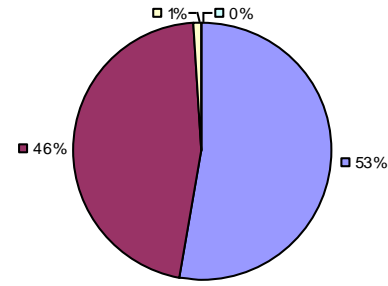
Student Growth



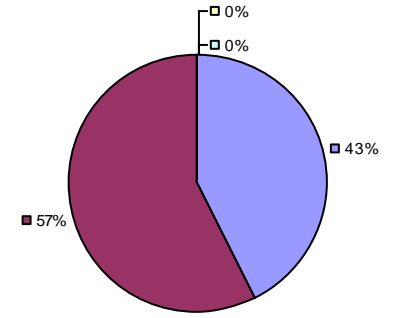
Local Measures



Other Measures



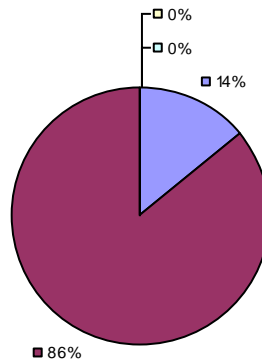
Overall Composite



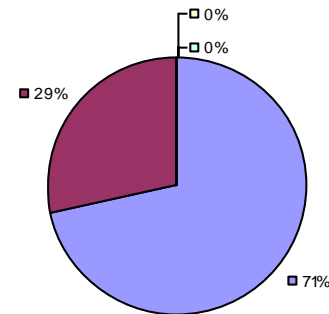
2013-14 PRINCIPAL EVALUATION RESULTS

Student growth results not shown due to suppression\*

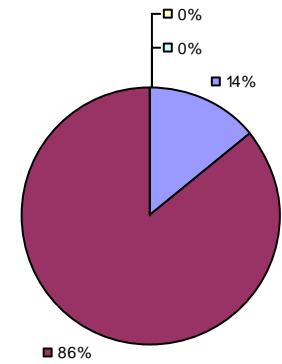
Local Measures



Other Measures



Overall Composite

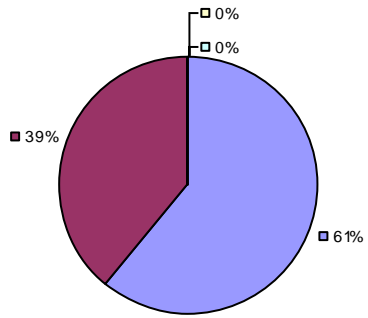


\* Data is suppressed if 100% of teachers/principals received the same rating or if the total teachers/principals in an LEA is less than five.

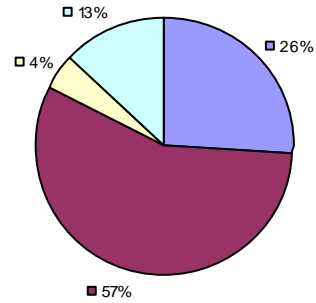


2013-14 TEACHER EVALUATION RESULTS

Student Growth

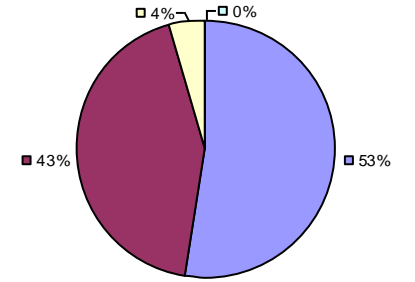


Local Measures



Other measures results not shown due to suppression\*

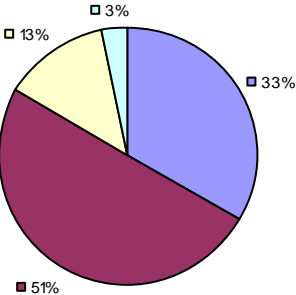
Overall Composite



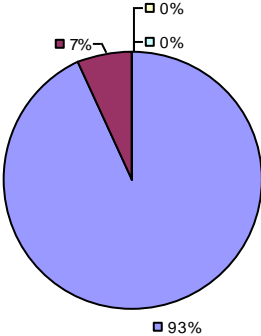
2013-14 PRINCIPAL EVALUATION RESULTS NOT SHOWN DUE TO SUPPRESSION\*

\* Data is suppressed if 100% of teachers/principals received the same rating or if the total teachers/principals in an LEA is less than five.

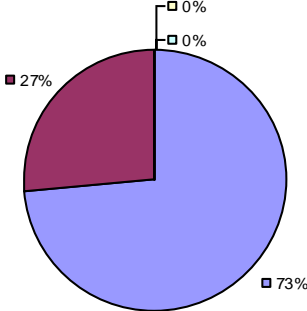
Student Growth



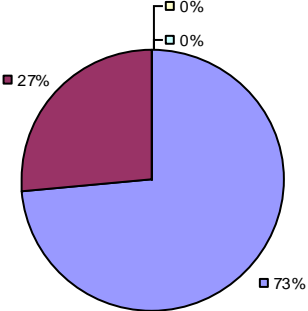
Local Measures



Other Measures



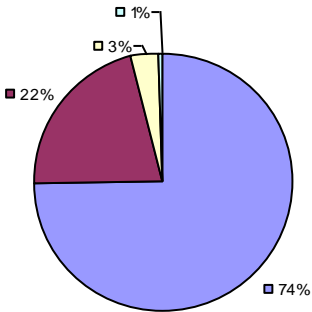
Overall Composite



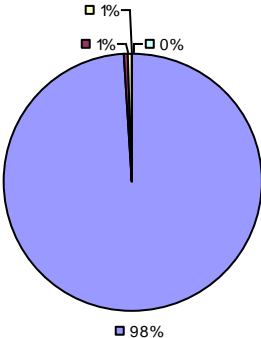
2013-14 PRINCIPAL EVALUATION RESULTS NOT SHOWN DUE TO SUPPRESSION\*

\* Data is suppressed if 100% of teachers/principals received the same rating or if the total teachers/principals in an LEA is less than five.

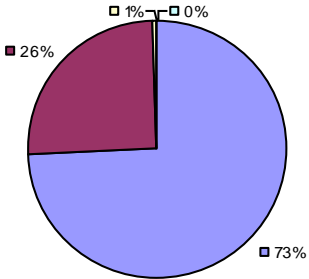
Student Growth



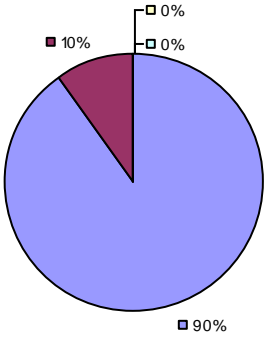
Local Measures



Other Measures



Overall Composite

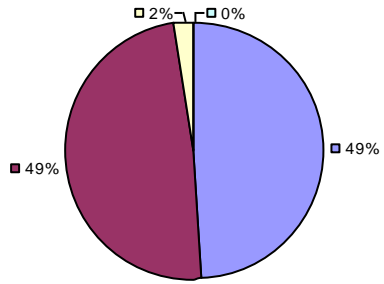


2013-14 PRINCIPAL EVALUATION RESULTS NOT SHOWN DUE TO SUPPRESSION\*

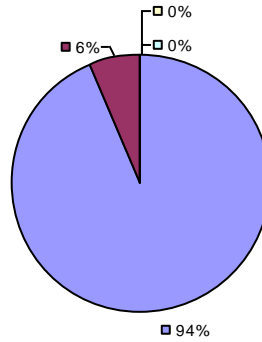
\* Data is suppressed if 100% of teachers/principals received the same rating or if the total teachers/principals in an LEA is less than five.

2013-14 TEACHER EVALUATION RESULTS

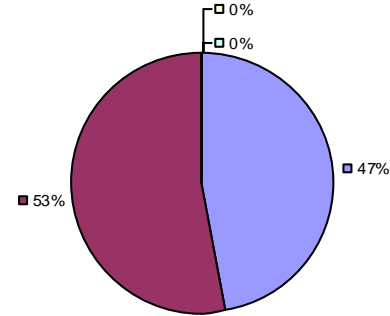
Student Growth



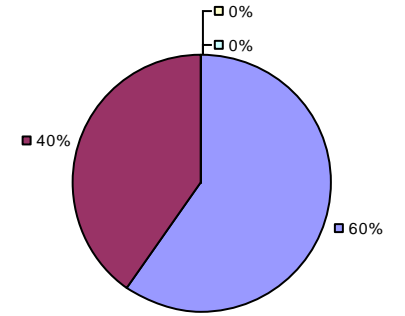
Local Measures



Other Measures



Overall Composite

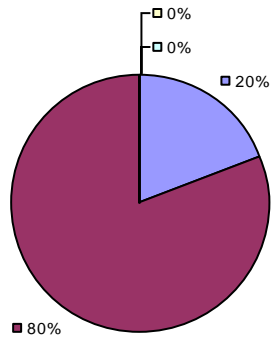


2013-14 PRINCIPAL EVALUATION RESULTS NOT SHOWN DUE TO SUPPRESSION\*

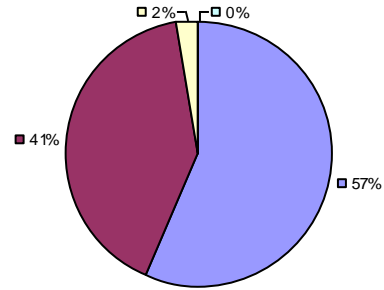
\* Data is suppressed if 100% of teachers/principals received the same rating or if the total teachers/principals in an LEA is less than five.

2013-14 TEACHER EVALUATION RESULTS

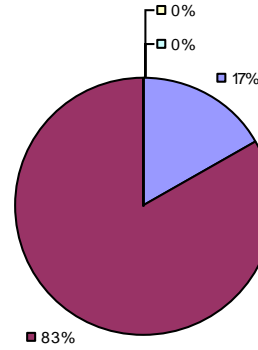
Student Growth



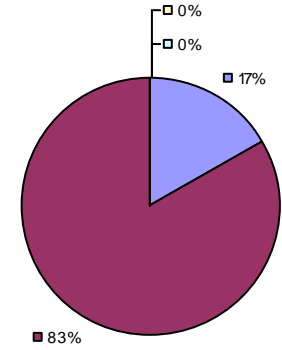
Local Measures



Other Measures



Overall Composite

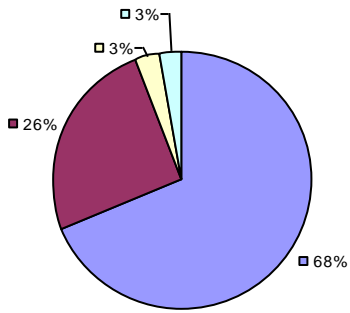


2013-14 PRINCIPAL EVALUATION RESULTS NOT SHOWN DUE TO SUPPRESSION\*

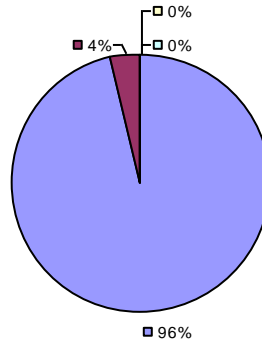
\* Data is suppressed if 100% of teachers/principals received the same rating or if the total teachers/principals in an LEA is less than five.

2013-14 TEACHER EVALUATION RESULTS

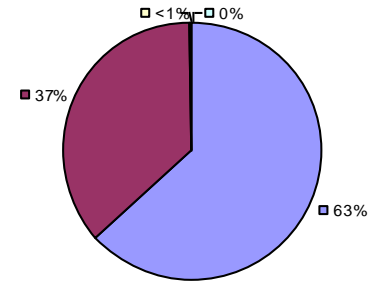
Student Growth



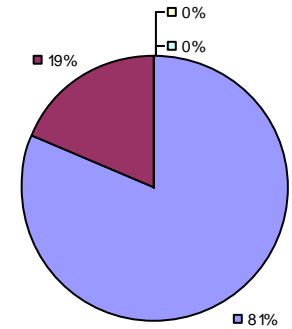
Local Measures



Other Measures

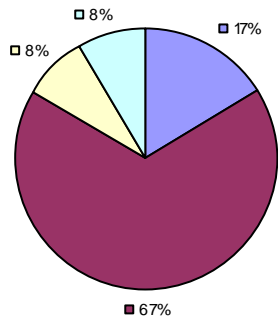


Overall Composite



2013-14 PRINCIPAL EVALUATION RESULTS

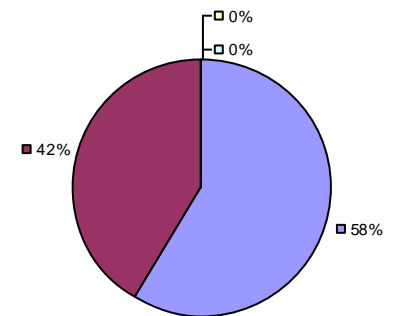
Student Growth



Local measures results not shown due to suppression\*

Other measures results not shown due to suppression\*

Overall Composite



\* Data is suppressed if 100% of teachers/principals received the same rating or if the total teachers/principals in an LEA is less than five.

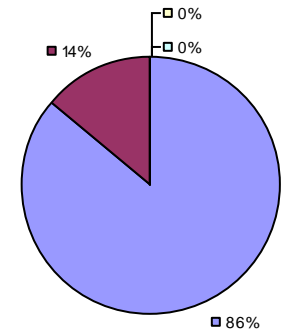
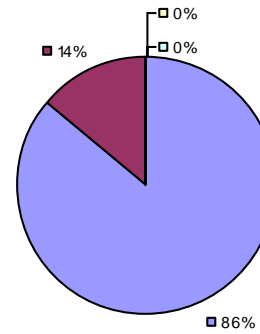
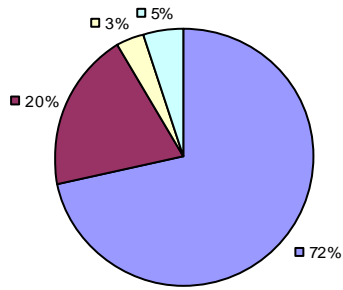
2013-14 TEACHER EVALUATION RESULTS

Student Growth

Local measures results not shown due to suppression\*

Other Measures

Overall Composite



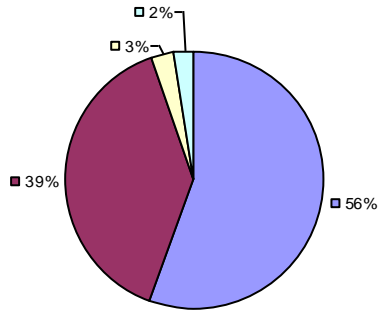
2013-14 PRINCIPAL EVALUATION RESULTS NOT SHOWN DUE TO SUPPRESSION\*

\* Data is suppressed if 100% of teachers/principals received the same rating or if the total teachers/principals in an LEA is less than five.

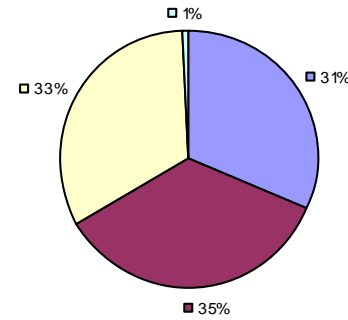
2013-14 TEACHER EVALUATION RESULTS

Student Growth

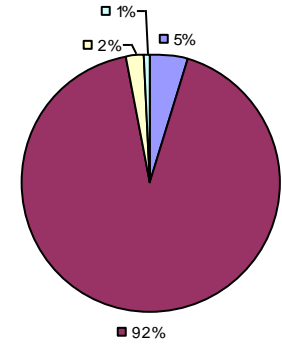
Local measures results not shown due to suppression\*



Other Measures



Overall Composite



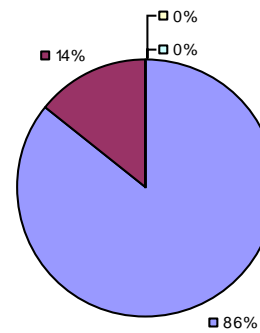
2013-14 PRINCIPAL EVALUATION RESULTS

Student growth results not shown due to suppression\*

Local measures results not shown due to suppression\*

Other Measures

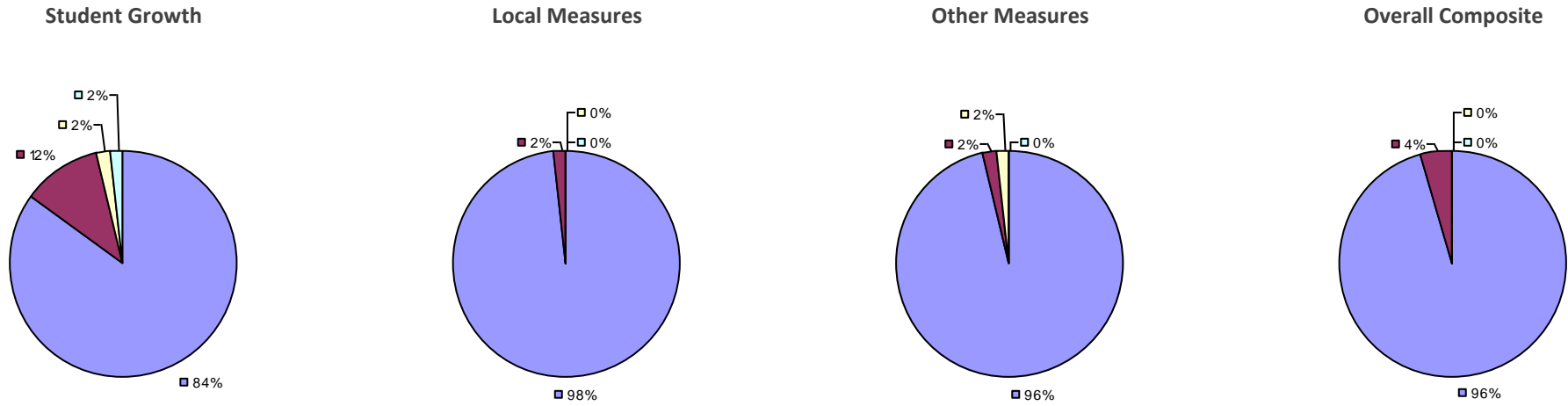
Overall composite not shown due to suppression\*



\* Data is suppressed if 100% of teachers/principals received the same rating or if the total teachers/principals in an LEA is less than five.



2013-14 TEACHER EVALUATION RESULTS

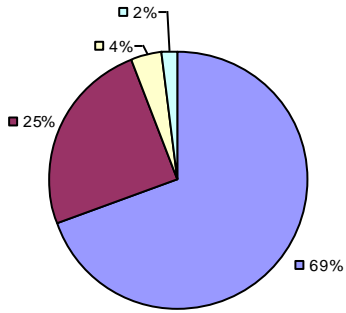


2013-14 PRINCIPAL EVALUATION RESULTS NOT SHOWN DUE TO SUPPRESSION\*

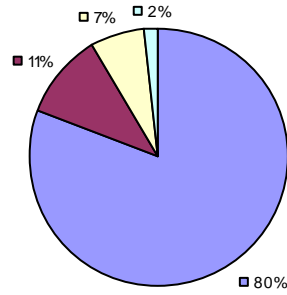
\* Data is suppressed if 100% of teachers/principals received the same rating or if the total teachers/principals in an LEA is less than five.

**2013-14 TEACHER EVALUATION RESULTS**

**Student Growth**

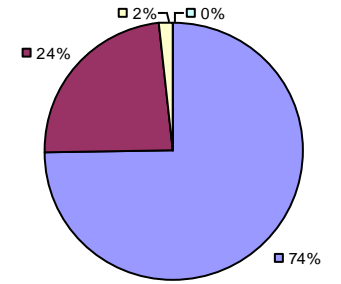


**Local Measures**



*Other measures results not shown due to suppression\**

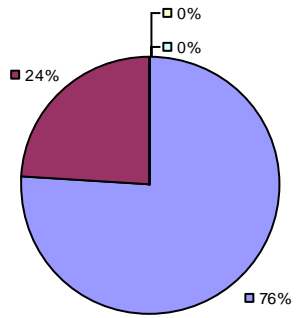
**Overall Composite**



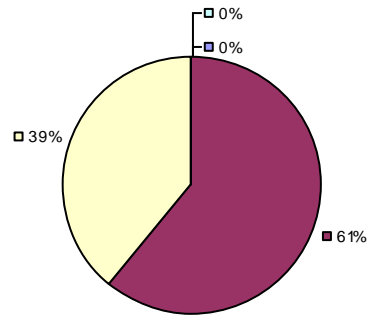
**2013-14 PRINCIPAL EVALUATION RESULTS NOT SUBMITTED**

\* Data is suppressed if 100% of teachers/principals received the same rating or if the total teachers/principals in an LEA is less than five.

Student Growth

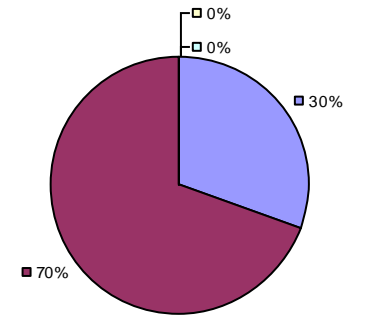


Local Measures



Other measures results not shown due to suppression\*

Overall Composite

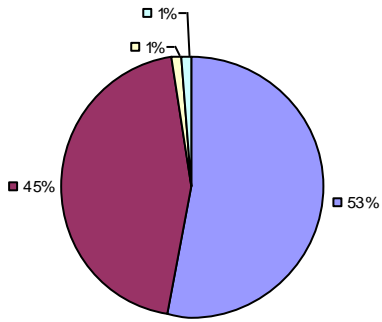


2013-14 PRINCIPAL EVALUATION RESULTS NOT SUBMITTED

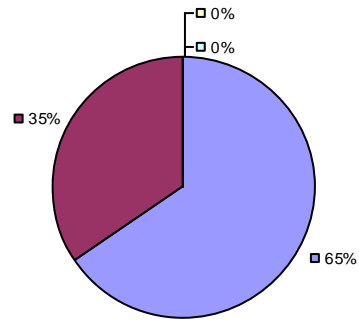
\* Data is suppressed if 100% of teachers/principals received the same rating or if the total teachers/principals in an LEA is less than five.

2013-14 TEACHER EVALUATION RESULTS

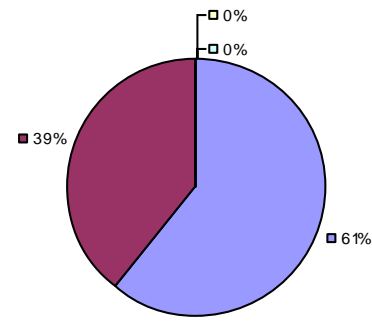
Student Growth



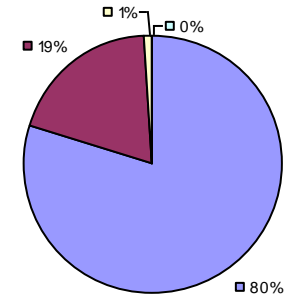
Local Measures



Other Measures



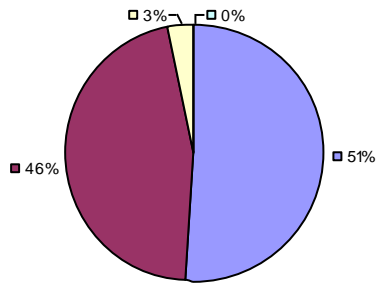
Overall Composite



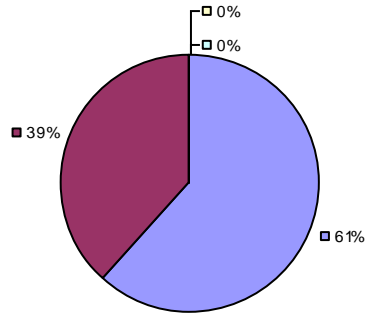
2013-14 PRINCIPAL EVALUATION RESULTS NOT SHOWN DUE TO SUPPRESSION\*

\* Data is suppressed if 100% of teachers/principals received the same rating or if the total teachers/principals in an LEA is less than five.

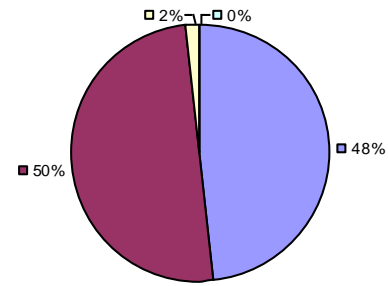
Student Growth



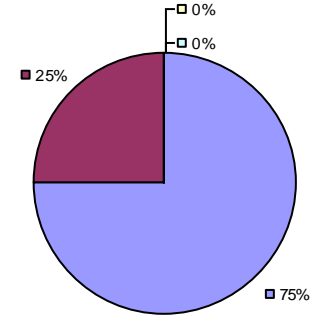
Local Measures



Other Measures



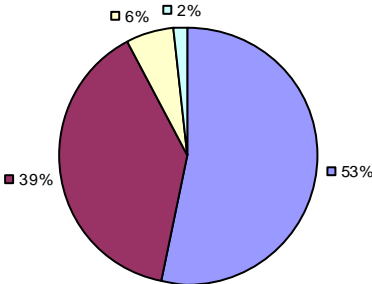
Overall Composite



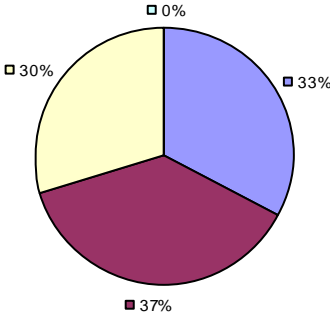
2013-14 PRINCIPAL EVALUATION RESULTS NOT SHOWN DUE TO SUPPRESSION\*

\* Data is suppressed if 100% of teachers/principals received the same rating or if the total teachers/principals in an LEA is less than five.

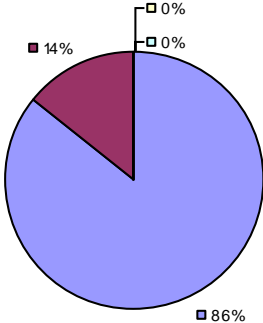
Student Growth



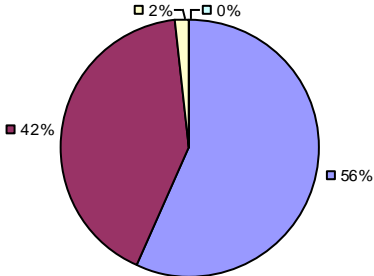
Local Measures



Other Measures



Overall Composite

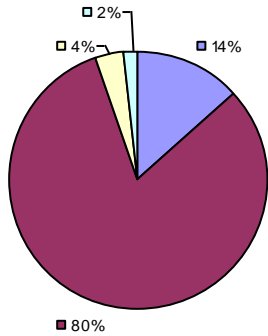


2013-14 PRINCIPAL EVALUATION RESULTS NOT SHOWN DUE TO SUPPRESSION\*

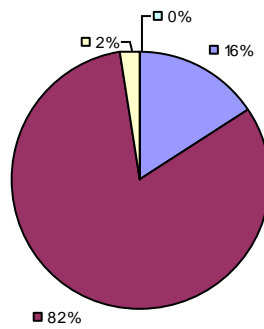
\* Data is suppressed if 100% of teachers/principals received the same rating or if the total teachers/principals in an LEA is less than five.

2013-14 TEACHER EVALUATION RESULTS

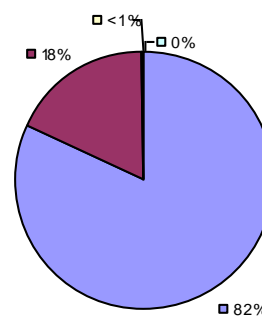
Student Growth



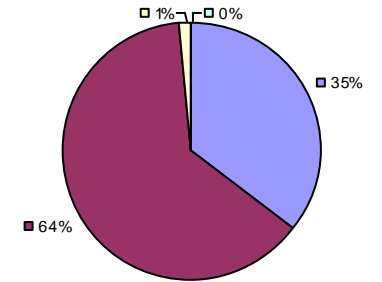
Local Measures



Other Measures

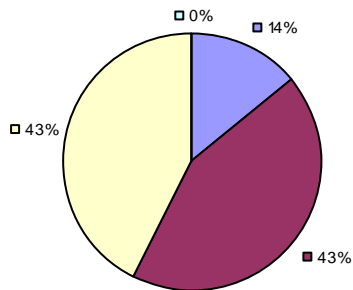


Overall Composite

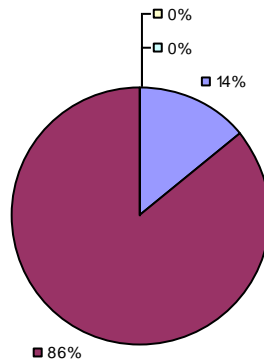


2013-14 PRINCIPAL EVALUATION RESULTS

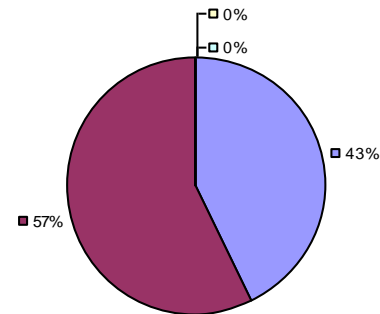
Student Growth



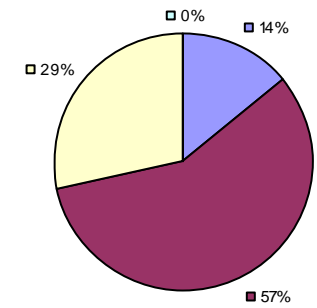
Local Measures



Other Measures



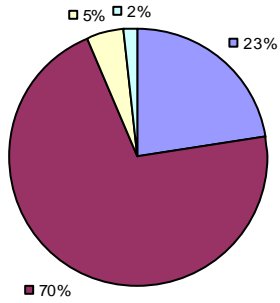
Overall Composite



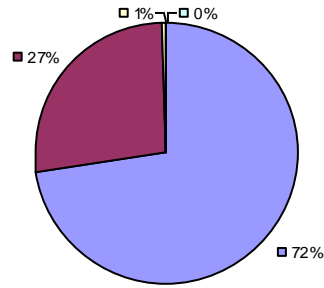
\* Data is suppressed if 100% of teachers/principals received the same rating or if the total teachers/principals in an LEA is less than five.

2013-14 TEACHER EVALUATION RESULTS

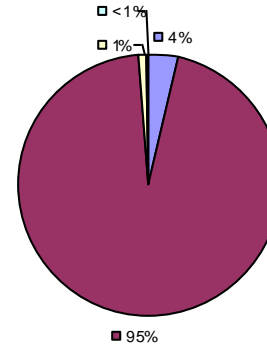
Student Growth



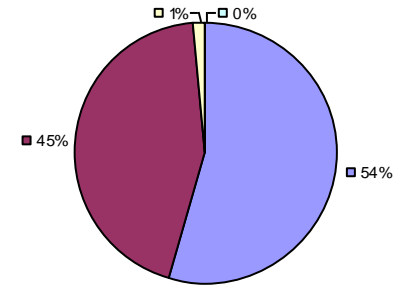
Local Measures



Other Measures

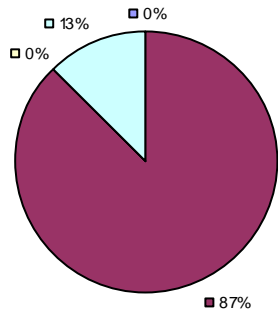


Overall Composite

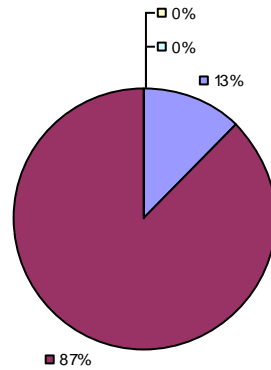


2013-14 PRINCIPAL EVALUATION RESULTS

Student Growth



Local Measures



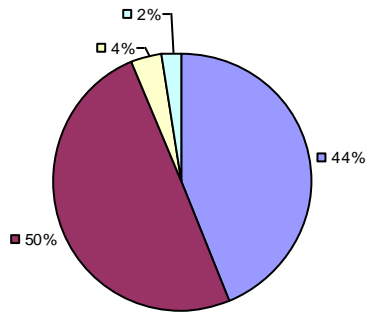
Other measures results not shown due to suppression\* Overall composite not shown due to suppression\*

\* Data is suppressed if 100% of teachers/principals received the same rating or if the total teachers/principals in an LEA is less than five.

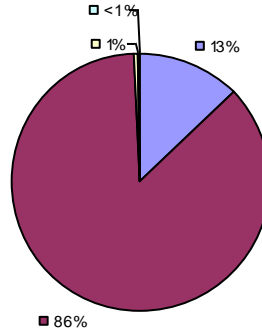


**2013-14 TEACHER EVALUATION RESULTS**

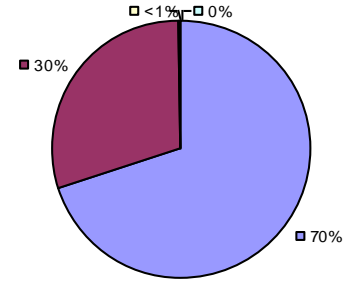
**Student Growth**



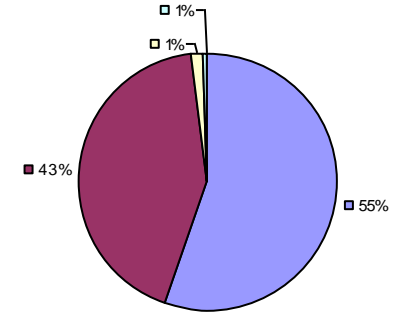
**Local Measures**



**Other Measures**



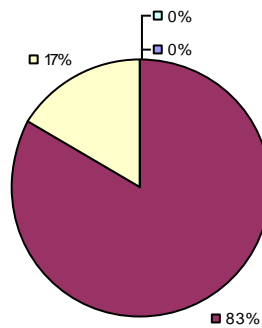
**Overall Composite**



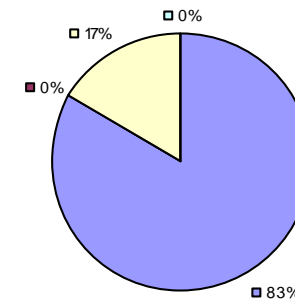
**2013-14 PRINCIPAL EVALUATION RESULTS**

*Student growth results not shown due to suppression\**

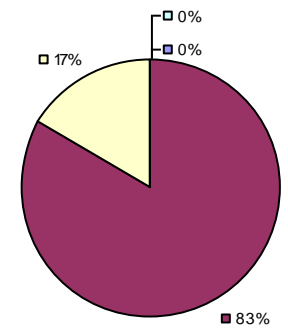
**Local Measures**



**Other Measures**



**Overall Composite**



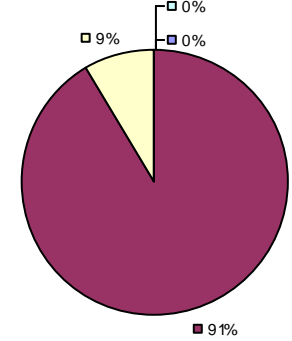
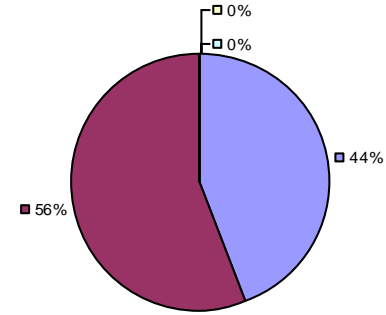
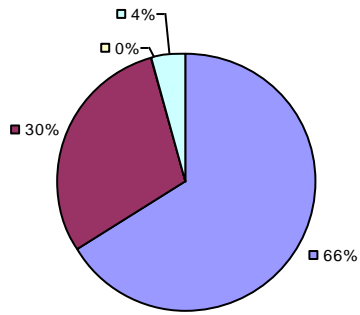
\* Data is suppressed if 100% of teachers/principals received the same rating or if the total teachers/principals in an LEA is less than five.

Student Growth

Local measures results not shown due to suppression\*

Other Measures

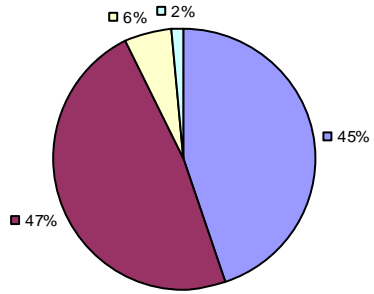
Overall Composite



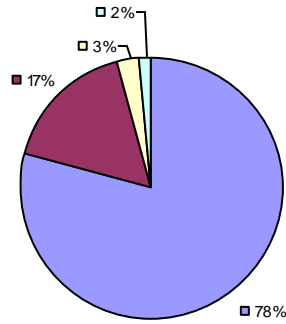
2013-14 PRINCIPAL EVALUATION RESULTS NOT SHOWN DUE TO SUPPRESSION\*

\* Data is suppressed if 100% of teachers/principals received the same rating or if the total teachers/principals in an LEA is less than five.

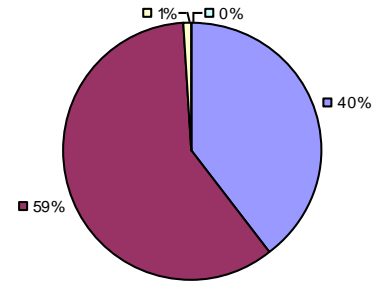
Student Growth



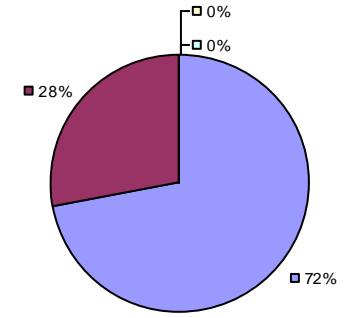
Local Measures



Other Measures



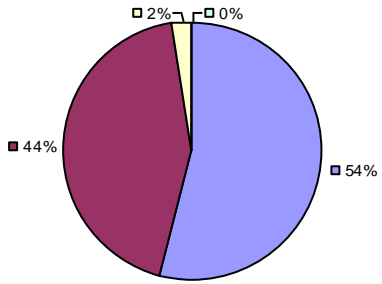
Overall Composite



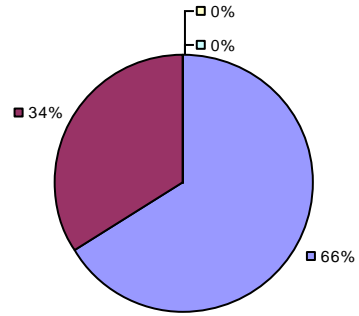
2013-14 PRINCIPAL EVALUATION RESULTS NOT SHOWN DUE TO SUPPRESSION\*

\* Data is suppressed if 100% of teachers/principals received the same rating or if the total teachers/principals in an LEA is less than five.

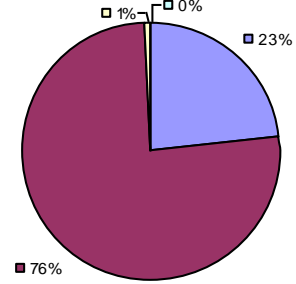
Student Growth



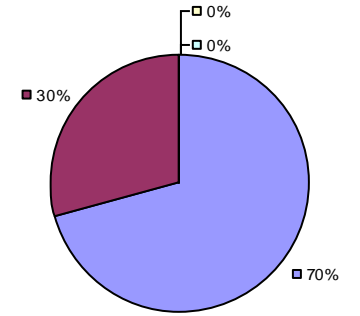
Local Measures



Other Measures



Overall Composite

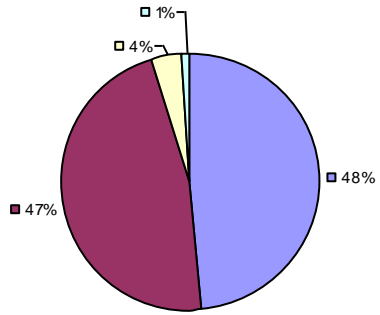


2013-14 PRINCIPAL EVALUATION RESULTS NOT SHOWN DUE TO SUPPRESSION\*

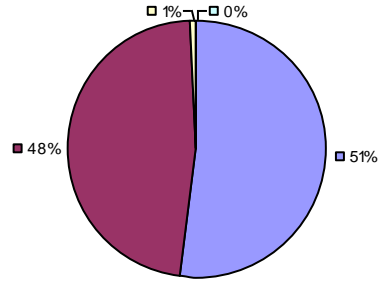
\* Data is suppressed if 100% of teachers/principals received the same rating or if the total teachers/principals in an LEA is less than five.

2013-14 TEACHER EVALUATION RESULTS

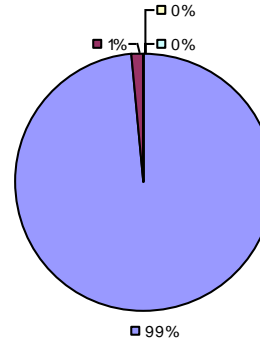
Student Growth



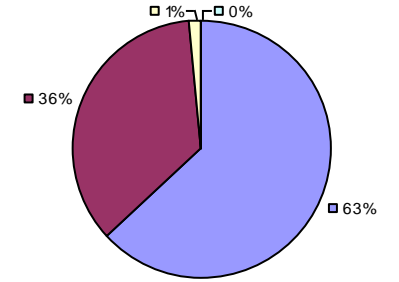
Local Measures



Other Measures

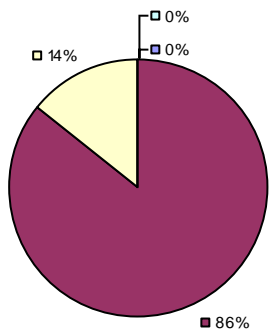


Overall Composite

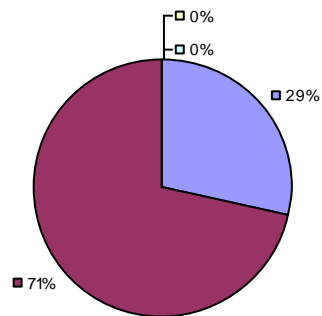


2013-14 PRINCIPAL EVALUATION RESULTS

Student Growth

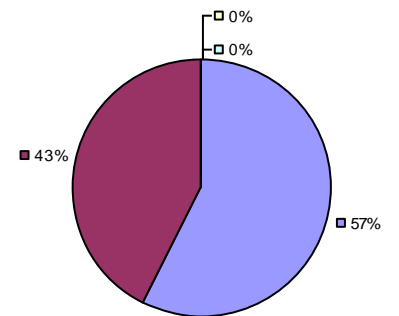


Local Measures



Other measures results not shown due to suppression\*

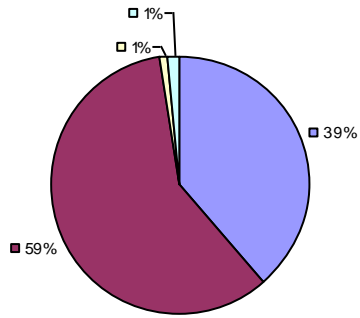
Overall Composite



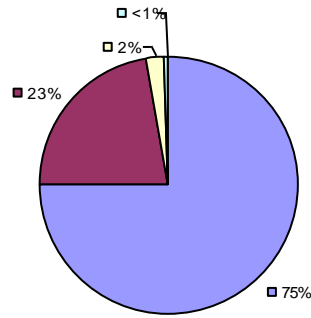
\* Data is suppressed if 100% of teachers/principals received the same rating or if the total teachers/principals in an LEA is less than five.

**2013-14 TEACHER EVALUATION RESULTS**

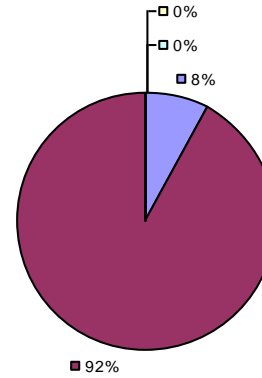
**Student Growth**



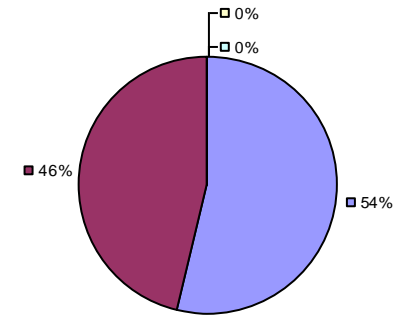
**Local Measures**



**Other Measures**



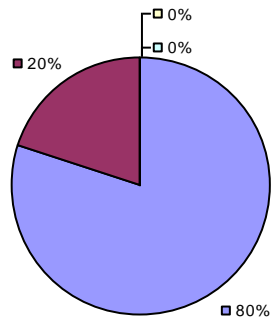
**Overall Composite**



**2013-14 PRINCIPAL EVALUATION RESULTS**

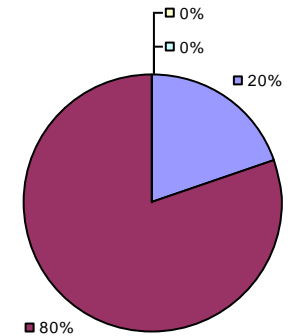
*Student growth results not shown due to suppression\**

**Local Measures**



*Other measures results not shown due to suppression\**

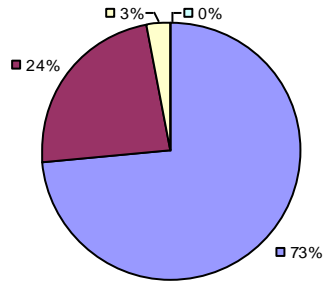
**Overall Composite**



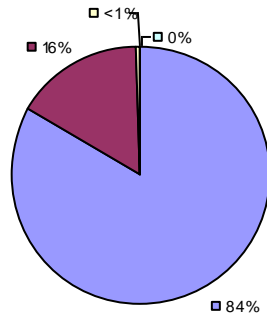
\* Data is suppressed if 100% of teachers/principals received the same rating or if the total teachers/principals in an LEA is less than five.

2013-14 TEACHER EVALUATION RESULTS

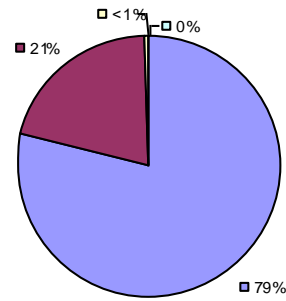
Student Growth



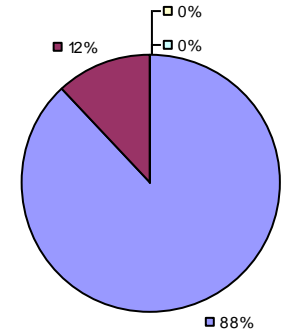
Local Measures



Other Measures

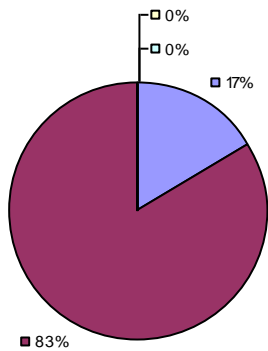


Overall Composite

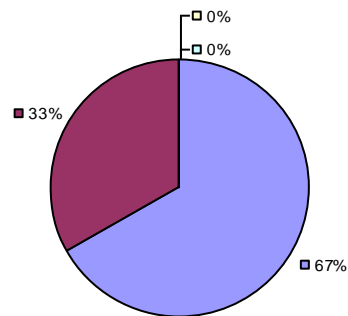


2013-14 PRINCIPAL EVALUATION RESULTS

Student Growth

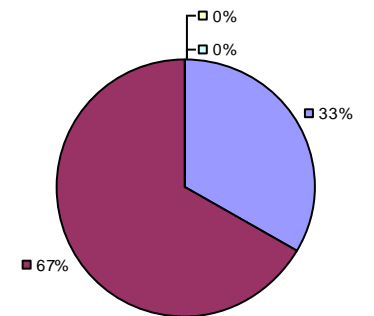


Local Measures



Other measures results not shown due to suppression\*

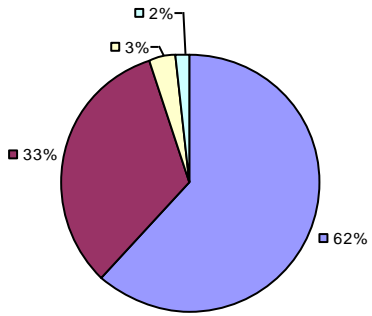
Overall Composite



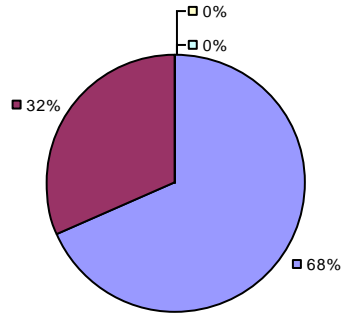
\* Data is suppressed if 100% of teachers/principals received the same rating or if the total teachers/principals in an LEA is less than five.

2013-14 TEACHER EVALUATION RESULTS

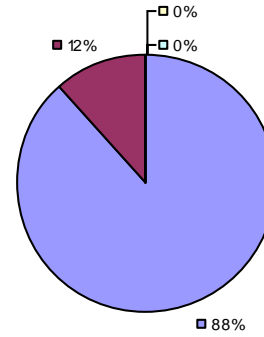
Student Growth



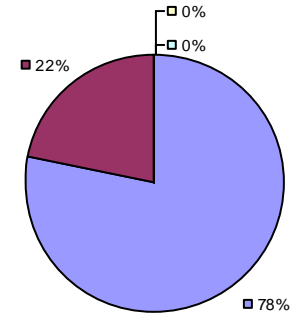
Local Measures



Other Measures



Overall Composite



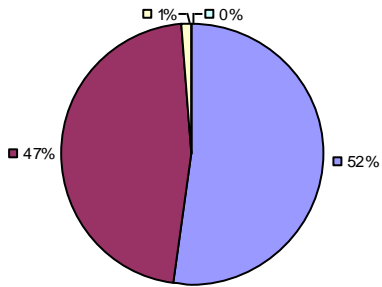
2013-14 PRINCIPAL EVALUATION RESULTS NOT SHOWN DUE TO SUPPRESSION\*

\* Data is suppressed if 100% of teachers/principals received the same rating or if the total teachers/principals in an LEA is less than five.

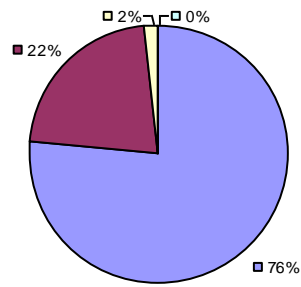


2013-14 TEACHER EVALUATION RESULTS

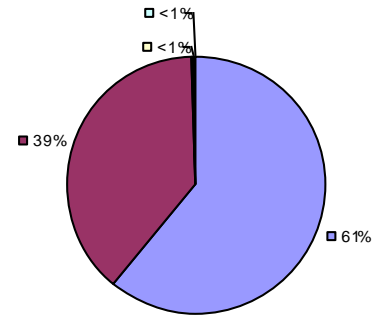
Student Growth



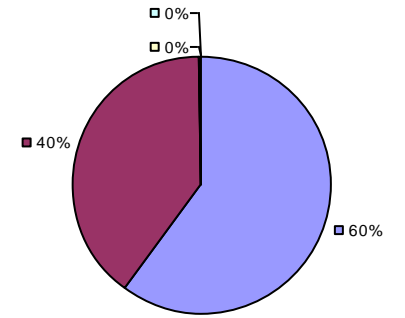
Local Measures



Other Measures

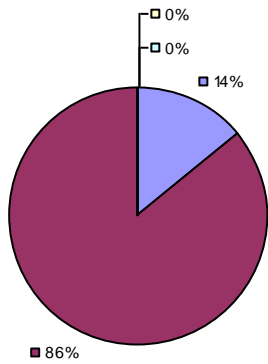


Overall Composite



2013-14 PRINCIPAL EVALUATION RESULTS

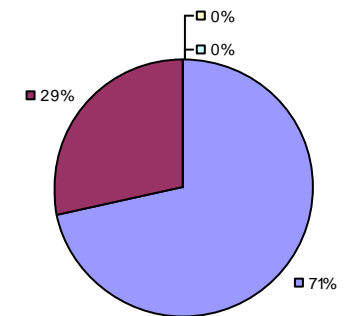
Student Growth



Local measures results not shown due to suppression\*

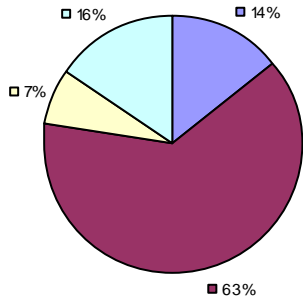
Other measures results not shown due to suppression\*

Overall Composite

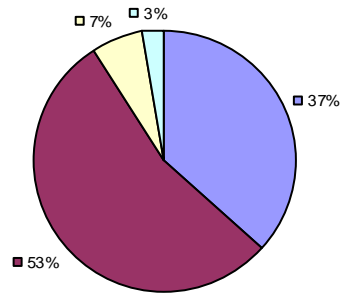


\* Data is suppressed if 100% of teachers/principals received the same rating or if the total teachers/principals in an LEA is less than five.

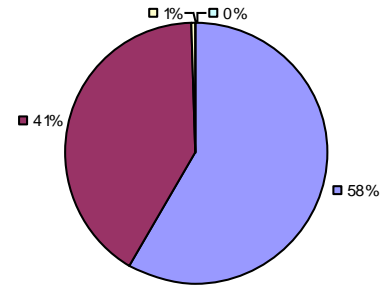
Student Growth



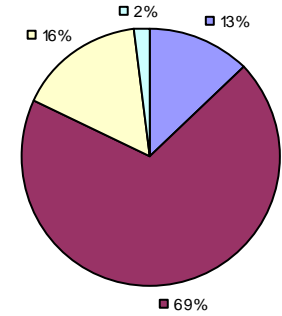
Local Measures



Other Measures



Overall Composite



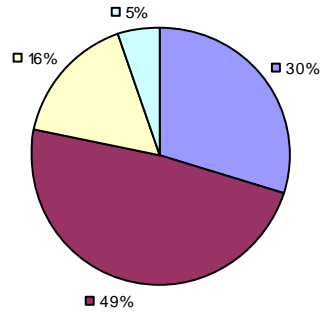
2013-14 PRINCIPAL EVALUATION RESULTS NOT SHOWN DUE TO SUPPRESSION\*

\* Data is suppressed if 100% of teachers/principals received the same rating or if the total teachers/principals in an LEA is less than five.

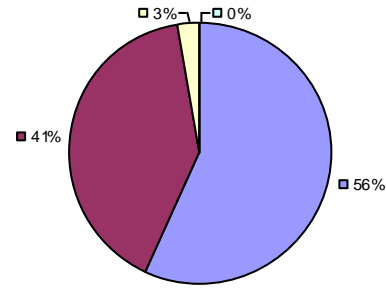
2013-14 TEACHER EVALUATION RESULTS

Student growth results not shown due to suppression\*

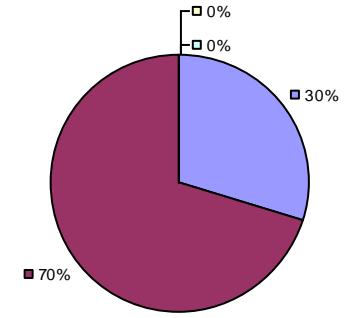
Local Measures



Other Measures



Overall Composite



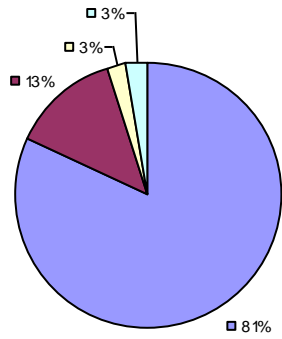
2013-14 PRINCIPAL EVALUATION RESULTS NOT SHOWN DUE TO SUPPRESSION\*

\* Data is suppressed if 100% of teachers/principals received the same rating or if the total teachers/principals in an LEA is less than five.

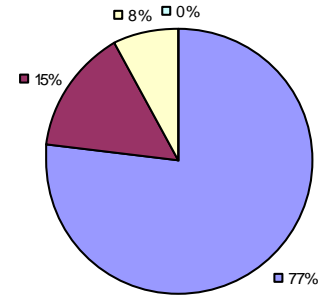
**2013-14 TEACHER EVALUATION RESULTS**

**Student Growth**

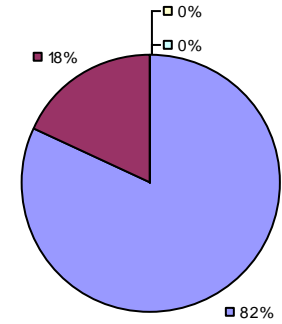
*Local measures results not shown due to suppression\**



**Other Measures**



**Overall Composite**

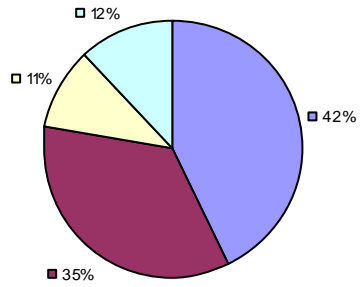


**2013-14 PRINCIPAL EVALUATION RESULTS NOT SHOWN DUE TO SUPPRESSION\***

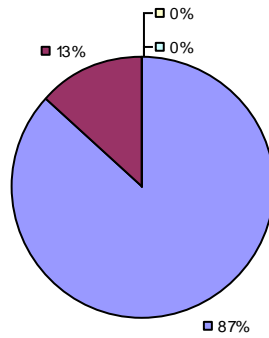
\* Data is suppressed if 100% of teachers/principals received the same rating or if the total teachers/principals in an LEA is less than five.

**2013-14 TEACHER EVALUATION RESULTS**

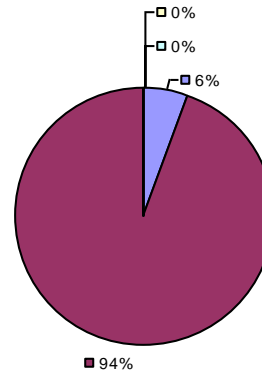
**Student Growth**



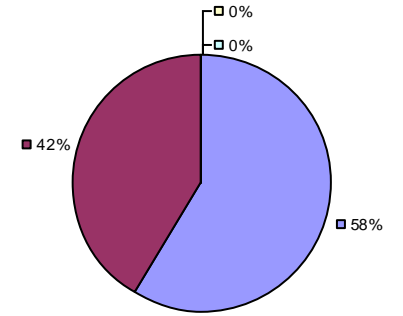
**Local Measures**



**Other Measures**



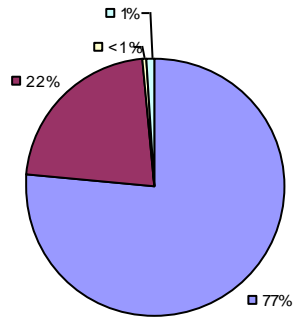
**Overall Composite**



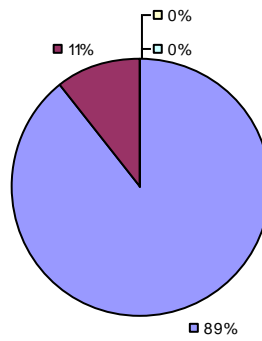
**2013-14 PRINCIPAL EVALUATION RESULTS NOT SHOWN DUE TO SUPPRESSION\***

\* Data is suppressed if 100% of teachers/principals received the same rating or if the total teachers/principals in an LEA is less than five.

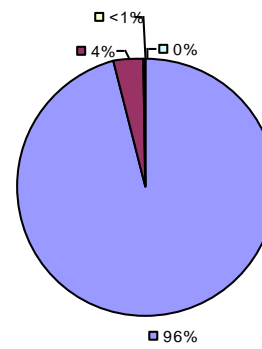
Student Growth



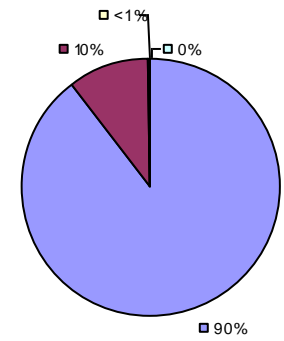
Local Measures



Other Measures



Overall Composite

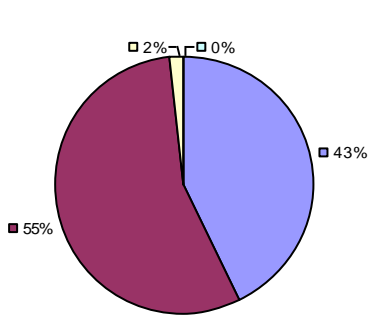


2013-14 PRINCIPAL EVALUATION RESULTS NOT SHOWN DUE TO SUPPRESSION\*

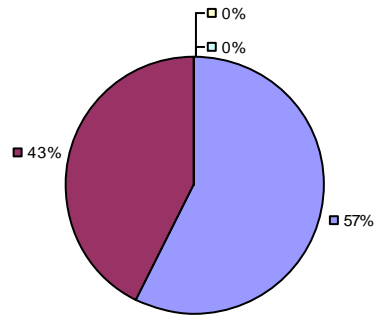
\* Data is suppressed if 100% of teachers/principals received the same rating or if the total teachers/principals in an LEA is less than five.

2013-14 TEACHER EVALUATION RESULTS

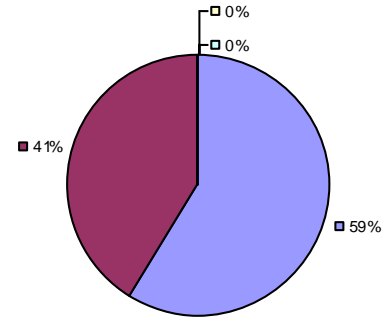
Student Growth



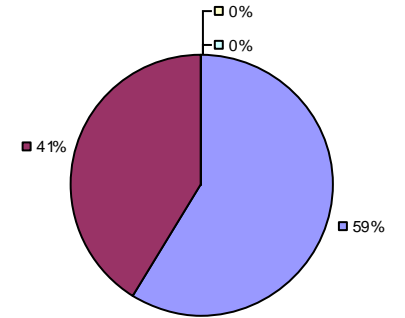
Local Measures



Other Measures



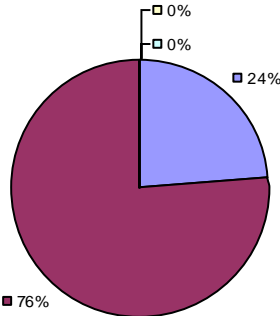
Overall Composite



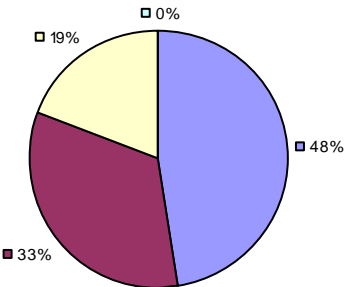
2013-14 PRINCIPAL EVALUATION RESULTS NOT SHOWN DUE TO SUPPRESSION\*

\* Data is suppressed if 100% of teachers/principals received the same rating or if the total teachers/principals in an LEA is less than five.

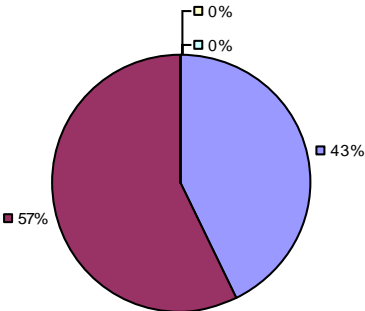
Student Growth



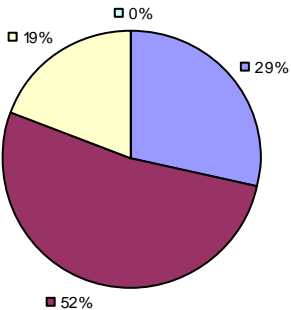
Local Measures



Other Measures



Overall Composite

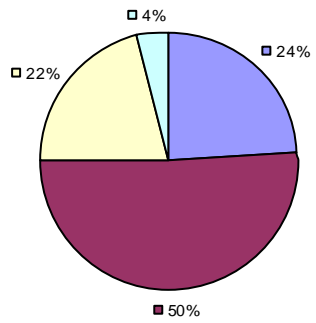


2013-14 PRINCIPAL EVALUATION RESULTS NOT SHOWN DUE TO SUPPRESSION\*

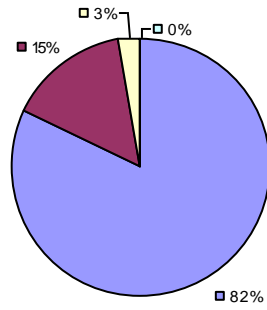
\* Data is suppressed if 100% of teachers/principals received the same rating or if the total teachers/principals in an LEA is less than five.



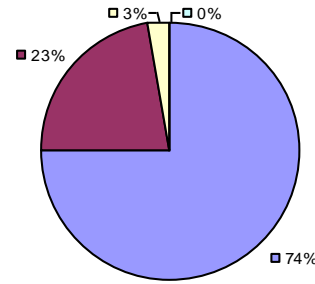
Student Growth



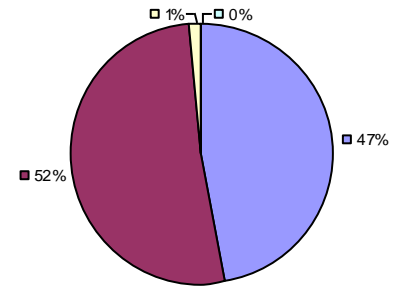
Local Measures



Other Measures



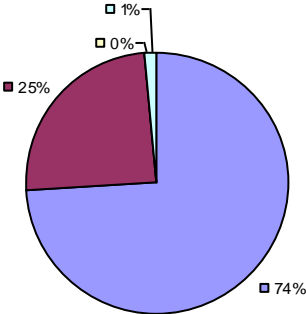
Overall Composite



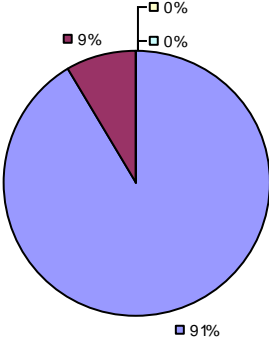
2013-14 PRINCIPAL EVALUATION RESULTS NOT SHOWN DUE TO SUPPRESSION\*

\* Data is suppressed if 100% of teachers/principals received the same rating or if the total teachers/principals in an LEA is less than five.

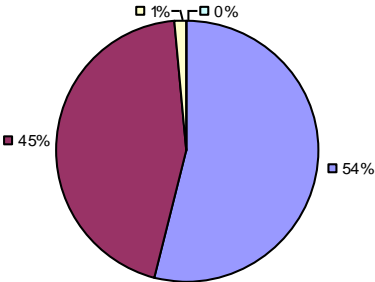
Student Growth



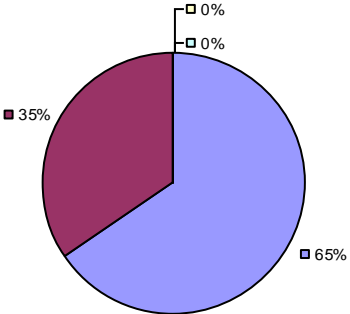
Local Measures



Other Measures



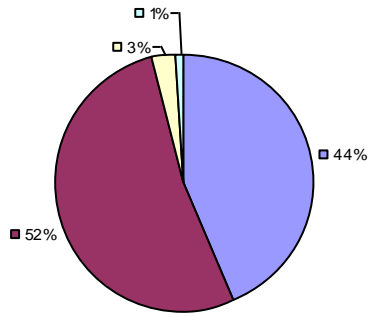
Overall Composite



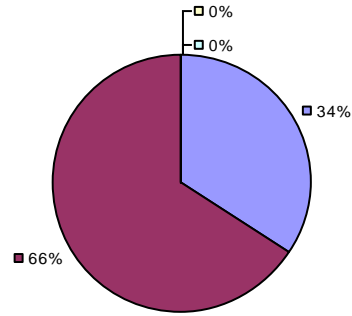
2013-14 PRINCIPAL EVALUATION RESULTS NOT SHOWN DUE TO SUPPRESSION\*

\* Data is suppressed if 100% of teachers/principals received the same rating or if the total teachers/principals in an LEA is less than five.

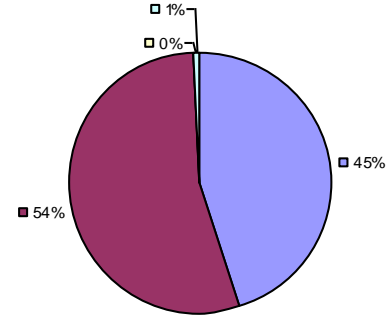
Student Growth



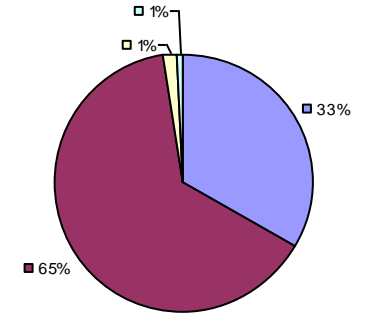
Local Measures



Other Measures

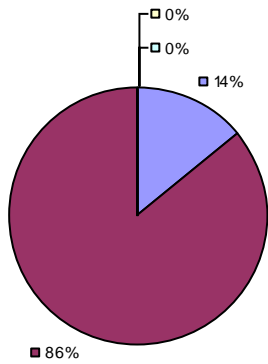


Overall Composite

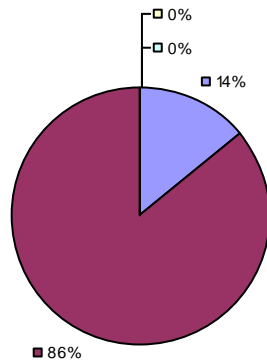


2013-14 PRINCIPAL EVALUATION RESULTS

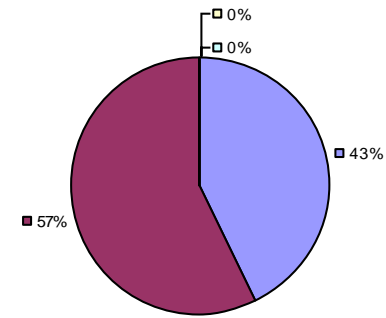
Student Growth



Local Measures



Other Measures

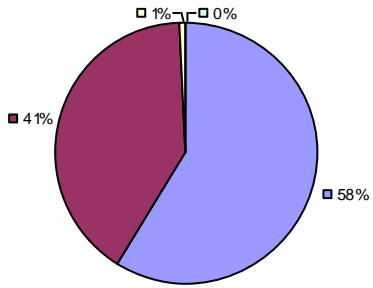


Overall composite not shown due to suppression\*

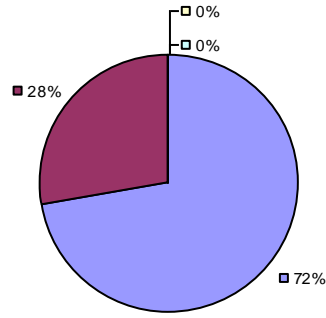
\* Data is suppressed if 100% of teachers/principals received the same rating or if the total teachers/principals in an LEA is less than five.

2013-14 TEACHER EVALUATION RESULTS

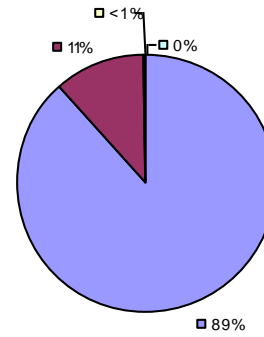
Student Growth



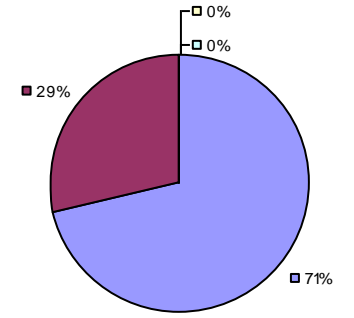
Local Measures



Other Measures



Overall Composite



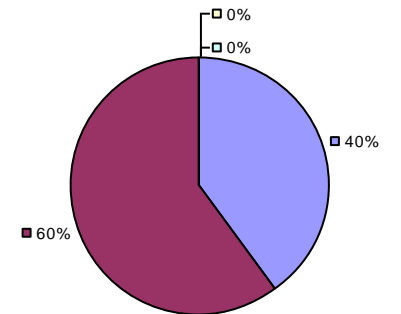
2013-14 PRINCIPAL EVALUATION RESULTS

Student growth results not shown due to suppression\*

Local measures results not shown due to suppression\*

Other measures results not shown due to suppression\*

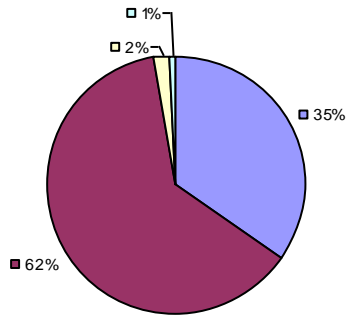
Overall Composite



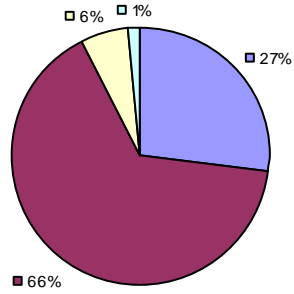
\* Data is suppressed if 100% of teachers/principals received the same rating or if the total teachers/principals in an LEA is less than five.

2013-14 TEACHER EVALUATION RESULTS

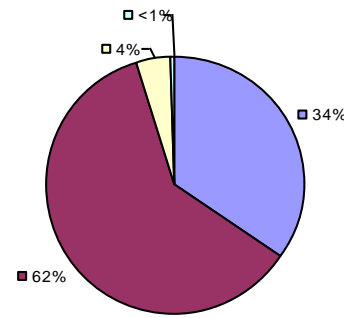
Student Growth



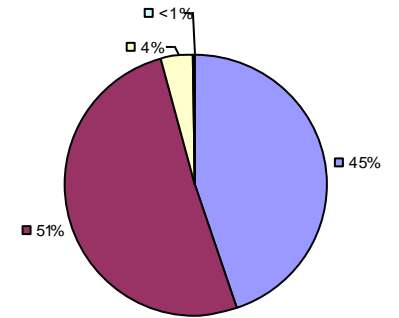
Local Measures



Other Measures

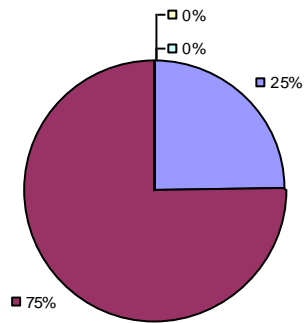


Overall Composite



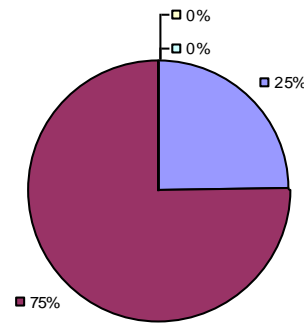
2013-14 PRINCIPAL EVALUATION RESULTS

Student Growth



Local measures results not shown due to suppression\*

Other Measures

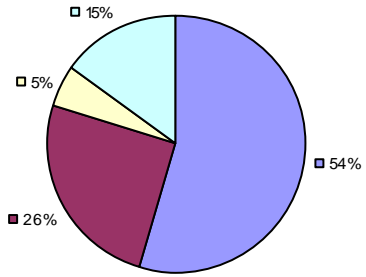


Overall composite not shown due to suppression\*

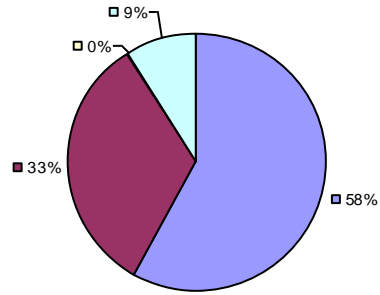
\* Data is suppressed if 100% of teachers/principals received the same rating or if the total teachers/principals in an LEA is less than five.

2013-14 TEACHER EVALUATION RESULTS

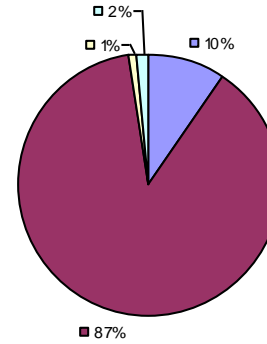
Student Growth



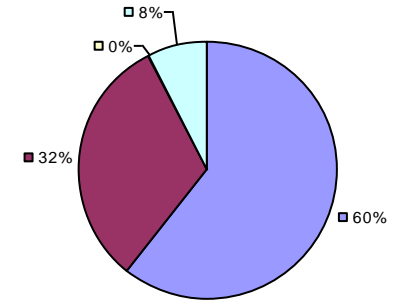
Local Measures



Other Measures



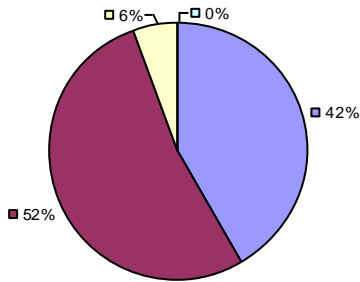
Overall Composite



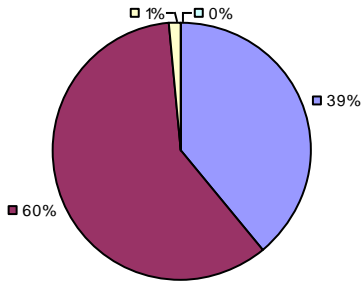
2013-14 PRINCIPAL EVALUATION RESULTS NOT SHOWN DUE TO SUPPRESSION\*

\* Data is suppressed if 100% of teachers/principals received the same rating or if the total teachers/principals in an LEA is less than five.

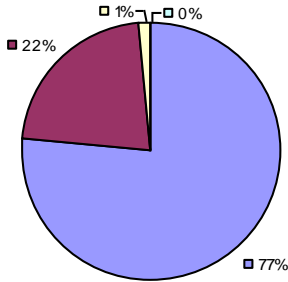
Student Growth



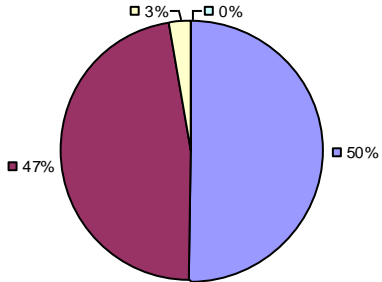
Local Measures



Other Measures



Overall Composite

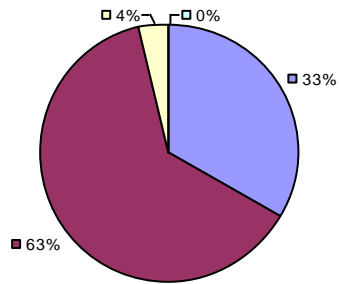


2013-14 PRINCIPAL EVALUATION RESULTS NOT SHOWN DUE TO SUPPRESSION\*

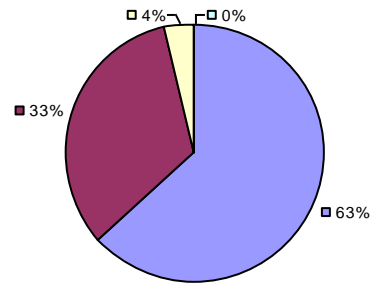
\* Data is suppressed if 100% of teachers/principals received the same rating or if the total teachers/principals in an LEA is less than five.

2013-14 TEACHER EVALUATION RESULTS

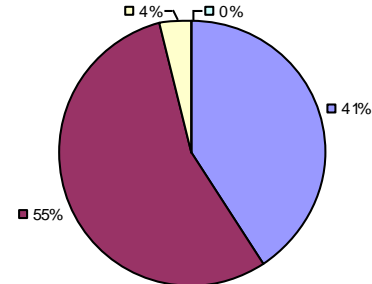
Student Growth



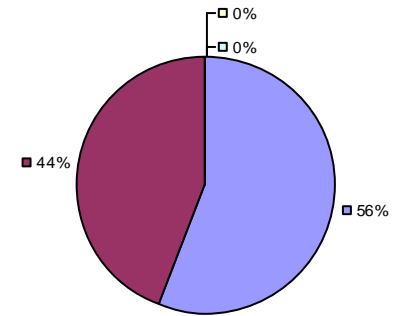
Local Measures



Other Measures



Overall Composite



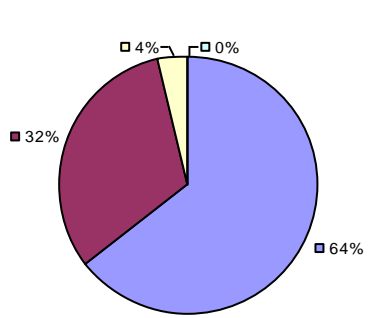
2013-14 PRINCIPAL EVALUATION RESULTS NOT SUBMITTED

\* Data is suppressed if 100% of teachers/principals received the same rating or if the total teachers/principals in an LEA is less than five.

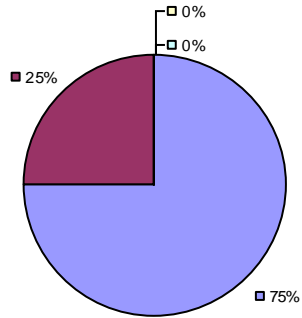


2013-14 TEACHER EVALUATION RESULTS

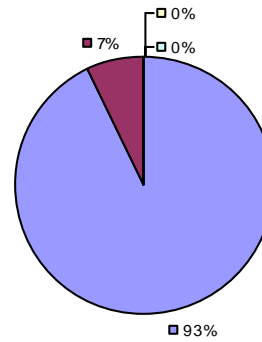
Student Growth



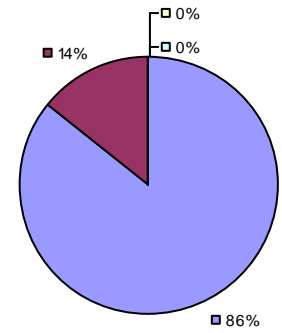
Local Measures



Other Measures



Overall Composite

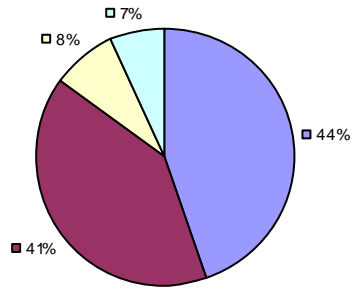


2013-14 PRINCIPAL EVALUATION RESULTS NOT SHOWN DUE TO SUPPRESSION\*

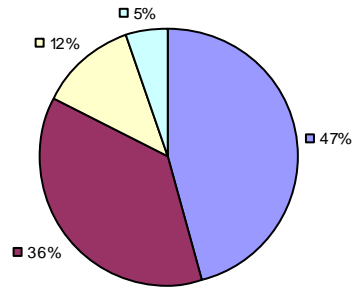
\* Data is suppressed if 100% of teachers/principals received the same rating or if the total teachers/principals in an LEA is less than five.

**2013-14 TEACHER EVALUATION RESULTS**

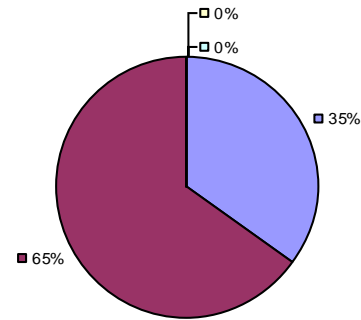
**Student Growth**



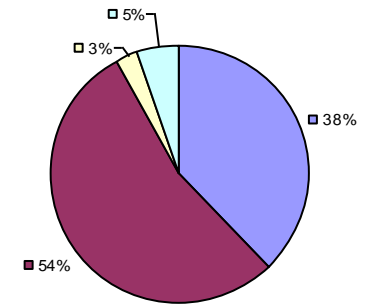
**Local Measures**



**Other Measures**



**Overall Composite**

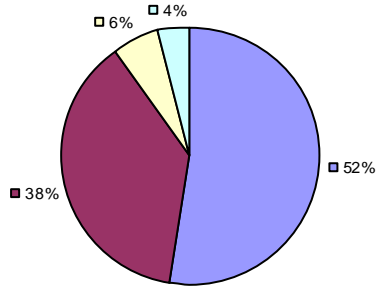


**2013-14 PRINCIPAL EVALUATION RESULTS NOT SHOWN DUE TO SUPPRESSION\***

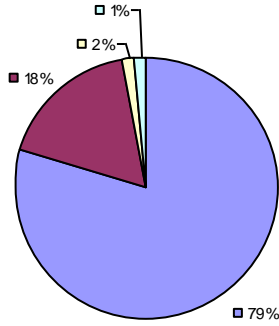
\* Data is suppressed if 100% of teachers/principals received the same rating or if the total teachers/principals in an LEA is less than five.

**2013-14 TEACHER EVALUATION RESULTS**

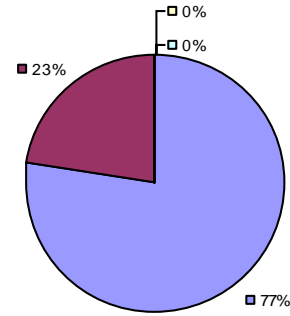
**Student Growth**



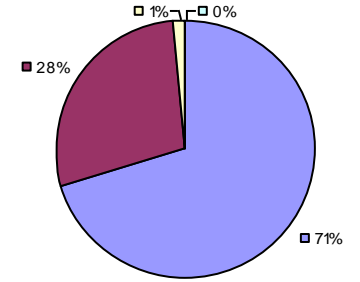
**Local Measures**



**Other Measures**

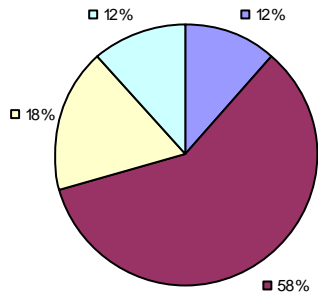


**Overall Composite**

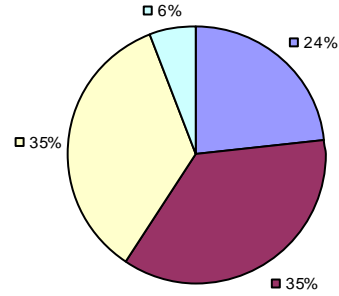


**2013-14 PRINCIPAL EVALUATION RESULTS**

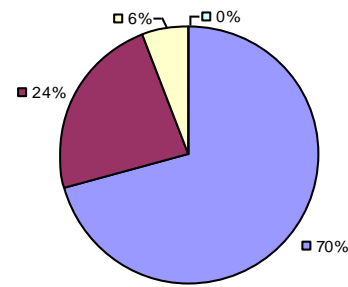
**Student Growth**



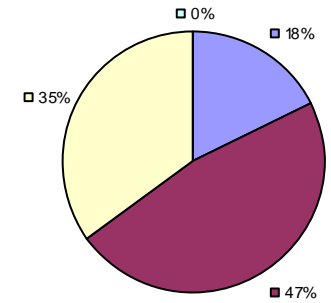
**Local Measures**



**Other Measures**



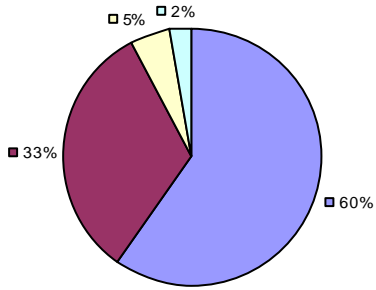
**Overall Composite**



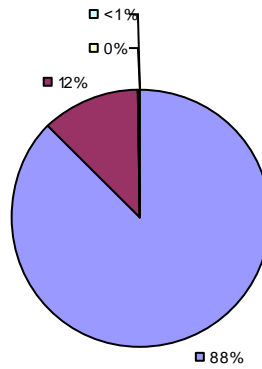
\* Data is suppressed if 100% of teachers/principals received the same rating or if the total teachers/principals in an LEA is less than five.

2013-14 TEACHER EVALUATION RESULTS

Student Growth

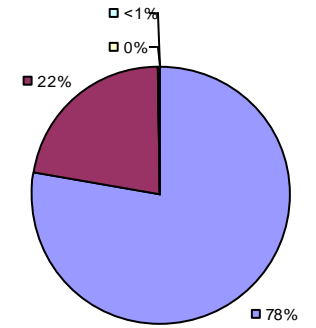


Local Measures



Other measures results not shown due to suppression\*

Overall Composite

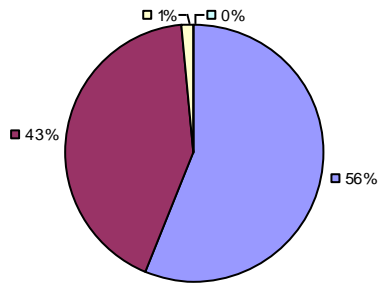


2013-14 PRINCIPAL EVALUATION RESULTS NOT SHOWN DUE TO SUPPRESSION\*

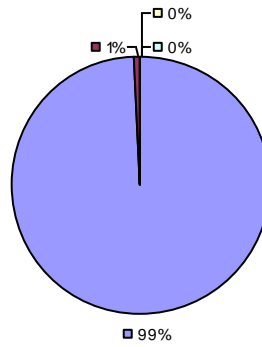
\* Data is suppressed if 100% of teachers/principals received the same rating or if the total teachers/principals in an LEA is less than five.

**2013-14 TEACHER EVALUATION RESULTS**

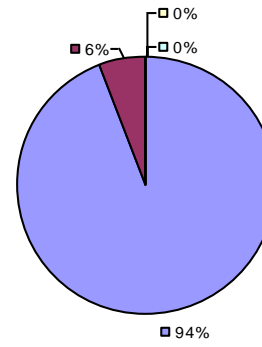
**Student Growth**



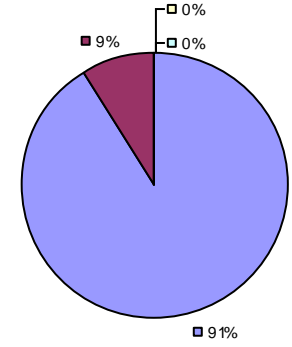
**Local Measures**



**Other Measures**



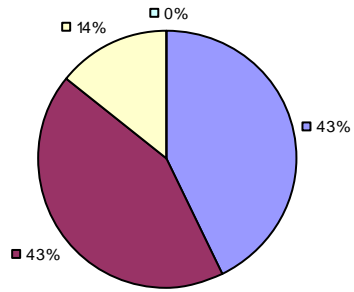
**Overall Composite**



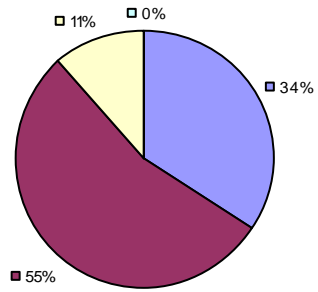
**2013-14 PRINCIPAL EVALUATION RESULTS NOT SHOWN DUE TO SUPPRESSION\***

\* Data is suppressed if 100% of teachers/principals received the same rating or if the total teachers/principals in an LEA is less than five.

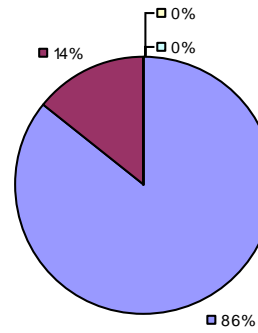
Student Growth



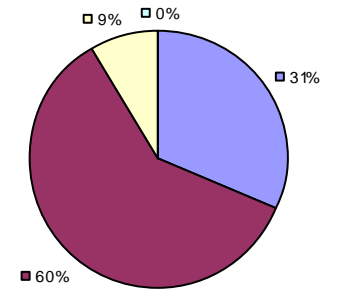
Local Measures



Other Measures



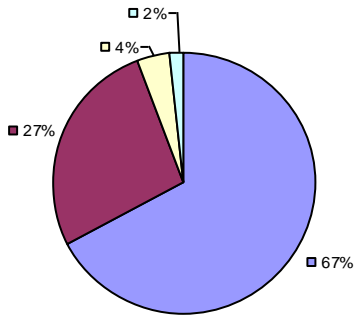
Overall Composite



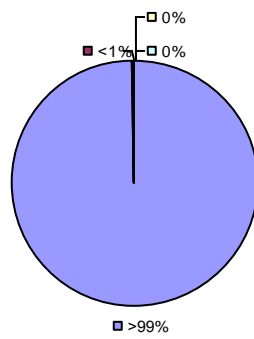
2013-14 PRINCIPAL EVALUATION RESULTS NOT SHOWN DUE TO SUPPRESSION\*

\* Data is suppressed if 100% of teachers/principals received the same rating or if the total teachers/principals in an LEA is less than five.

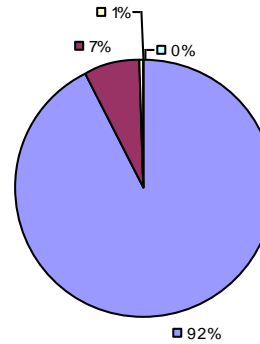
Student Growth



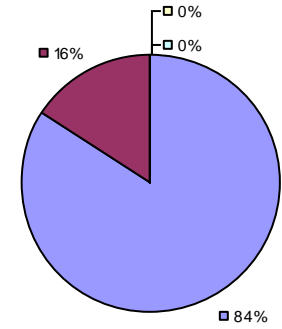
Local Measures



Other Measures



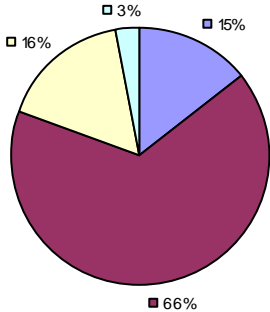
Overall Composite



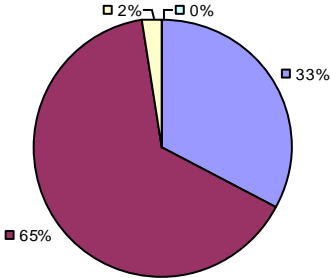
2013-14 PRINCIPAL EVALUATION RESULTS NOT SUBMITTED

\* Data is suppressed if 100% of teachers/principals received the same rating or if the total teachers/principals in an LEA is less than five.

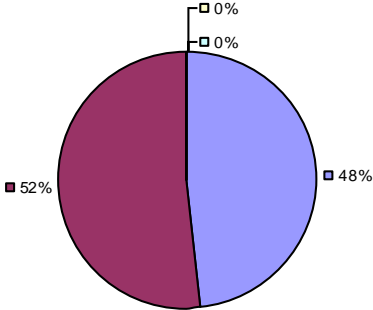
Student Growth



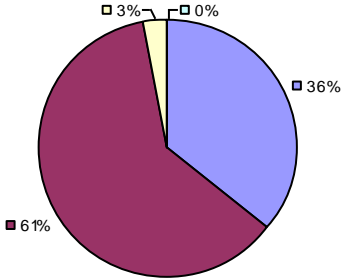
Local Measures



Other Measures



Overall Composite



2013-14 PRINCIPAL EVALUATION RESULTS NOT SHOWN DUE TO SUPPRESSION\*

\* Data is suppressed if 100% of teachers/principals received the same rating or if the total teachers/principals in an LEA is less than five.

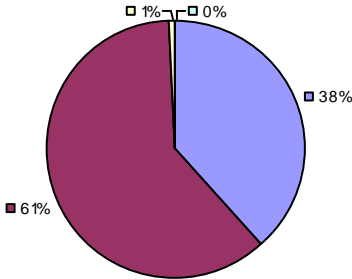
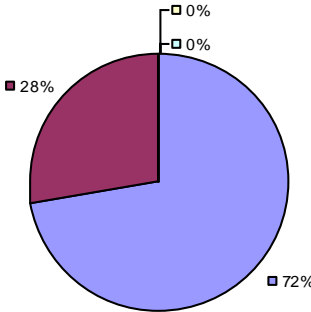
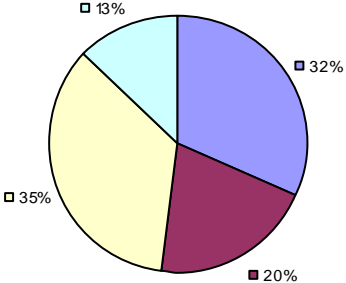


Student Growth

Local measures results not shown due to suppression\*

Other Measures

Overall Composite

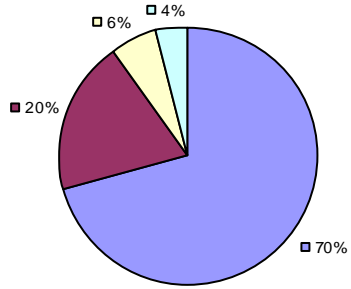


2013-14 PRINCIPAL EVALUATION RESULTS NOT SHOWN DUE TO SUPPRESSION\*

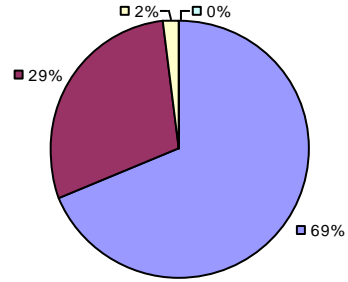
\* Data is suppressed if 100% of teachers/principals received the same rating or if the total teachers/principals in an LEA is less than five.

**2013-14 TEACHER EVALUATION RESULTS**

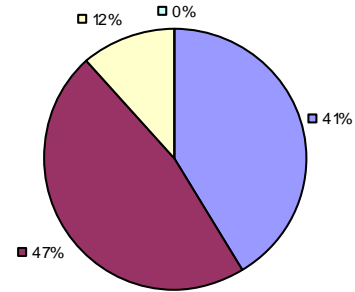
**Student Growth**



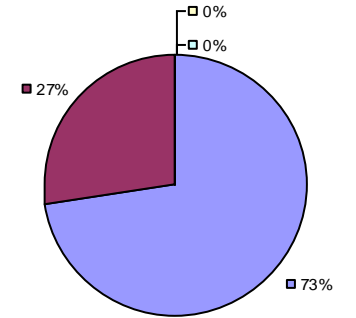
**Local Measures**



**Other Measures**



**Overall Composite**

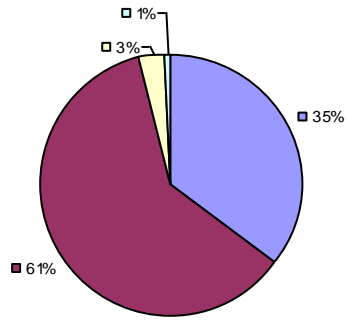


**2013-14 PRINCIPAL EVALUATION RESULTS NOT SHOWN DUE TO SUPPRESSION\***

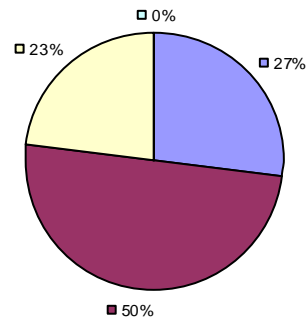
\* Data is suppressed if 100% of teachers/principals received the same rating or if the total teachers/principals in an LEA is less than five.

**2013-14 TEACHER EVALUATION RESULTS**

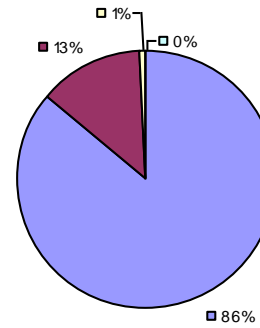
**Student Growth**



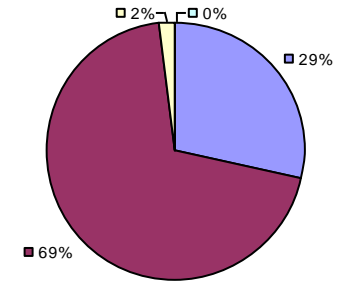
**Local Measures**



**Other Measures**



**Overall Composite**

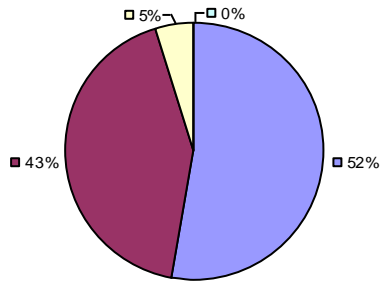


**2013-14 PRINCIPAL EVALUATION RESULTS NOT SHOWN DUE TO SUPPRESSION\***

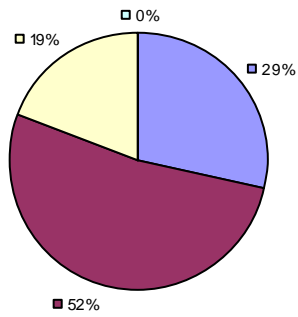
\* Data is suppressed if 100% of teachers/principals received the same rating or if the total teachers/principals in an LEA is less than five.

**2013-14 TEACHER EVALUATION RESULTS**

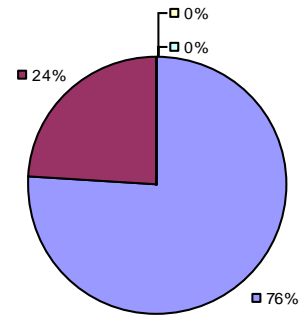
**Student Growth**



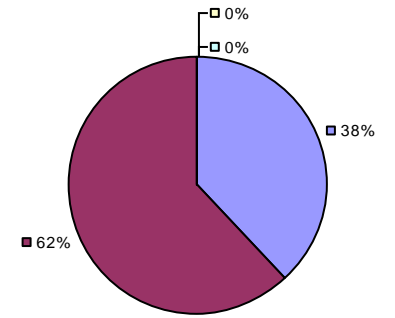
**Local Measures**



**Other Measures**



**Overall Composite**

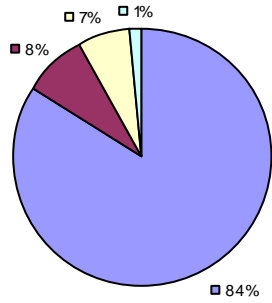


**2013-14 PRINCIPAL EVALUATION RESULTS NOT SHOWN DUE TO SUPPRESSION\***

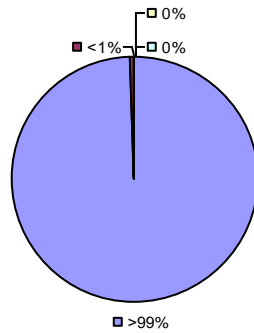
\* Data is suppressed if 100% of teachers/principals received the same rating or if the total teachers/principals in an LEA is less than five.

**2013-14 TEACHER EVALUATION RESULTS**

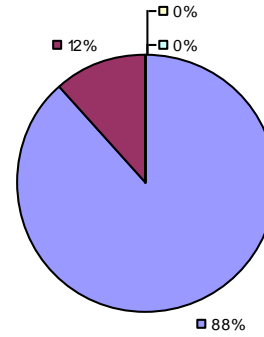
**Student Growth**



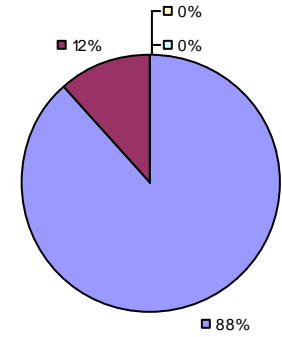
**Local Measures**



**Other Measures**

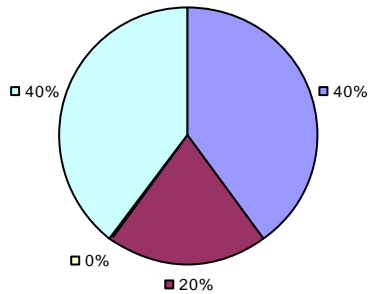


**Overall Composite**



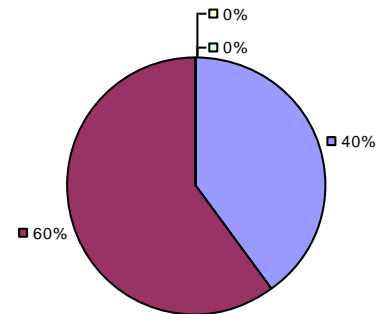
**2013-14 PRINCIPAL EVALUATION RESULTS**

**Student Growth**

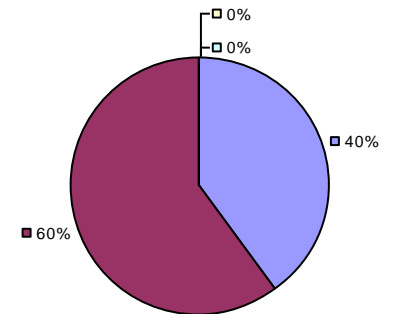


*Local measures results not shown due to suppression\**

**Other Measures**



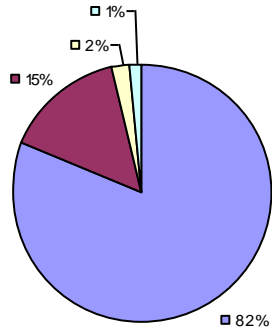
**Overall Composite**



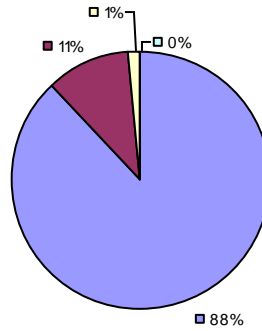
\* Data is suppressed if 100% of teachers/principals received the same rating or if the total teachers/principals in an LEA is less than five.

**2013-14 TEACHER EVALUATION RESULTS**

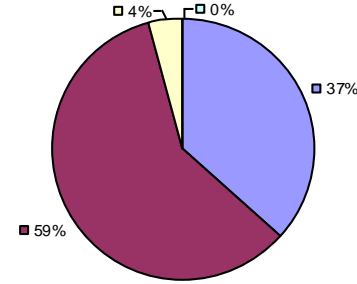
**Student Growth**



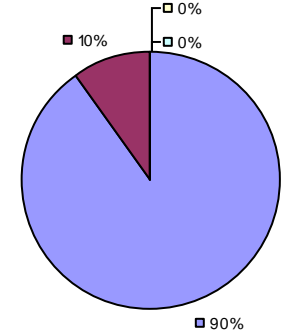
**Local Measures**



**Other Measures**

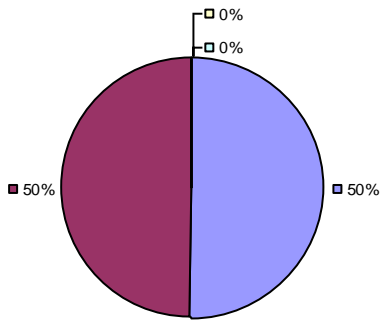


**Overall Composite**



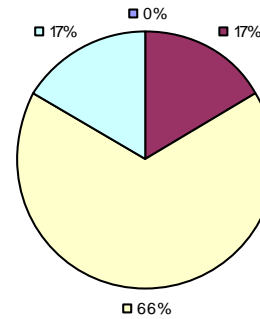
**2013-14 PRINCIPAL EVALUATION RESULTS**

**Student Growth**

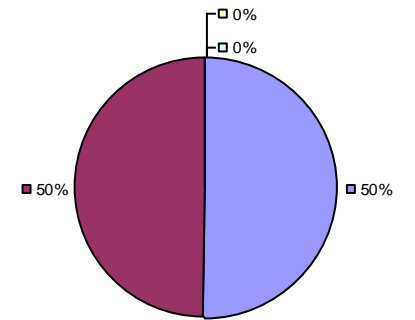


*Local measures results not shown due to suppression\**

**Other Measures**



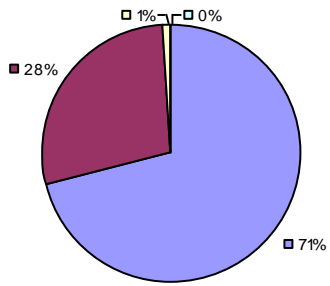
**Overall Composite**



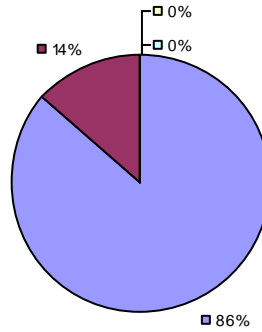
\* Data is suppressed if 100% of teachers/principals received the same rating or if the total teachers/principals in an LEA is less than five.

2013-14 TEACHER EVALUATION RESULTS

Student Growth

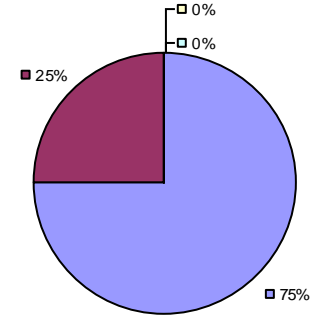


Local Measures



Other measures results not shown due to suppression\*

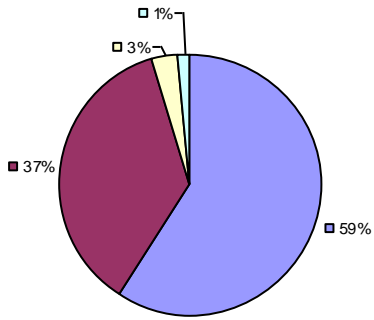
Overall Composite



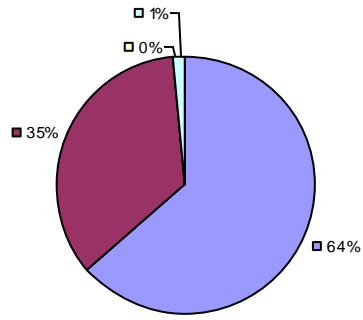
2013-14 PRINCIPAL EVALUATION RESULTS NOT SHOWN DUE TO SUPPRESSION\*

\* Data is suppressed if 100% of teachers/principals received the same rating or if the total teachers/principals in an LEA is less than five.

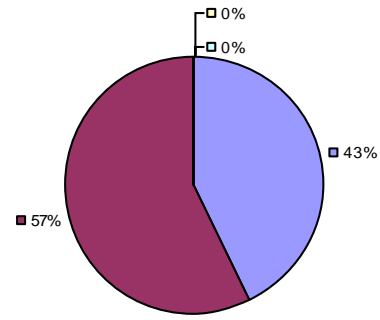
Student Growth



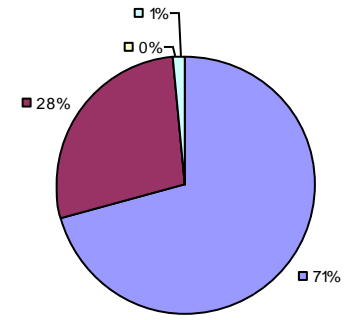
Local Measures



Other Measures



Overall Composite



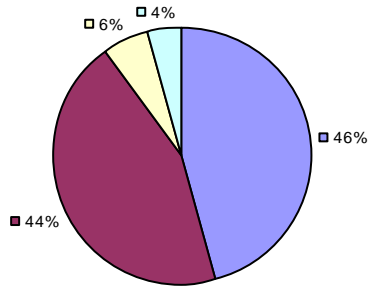
2013-14 PRINCIPAL EVALUATION RESULTS NOT SHOWN DUE TO SUPPRESSION\*

\* Data is suppressed if 100% of teachers/principals received the same rating or if the total teachers/principals in an LEA is less than five.

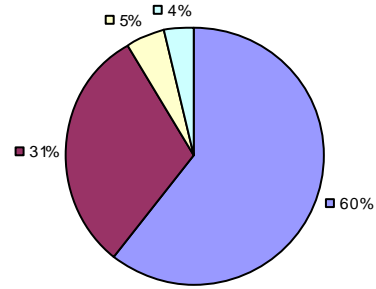


**2013-14 TEACHER EVALUATION RESULTS**

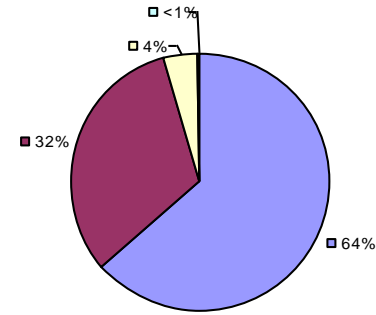
**Student Growth**



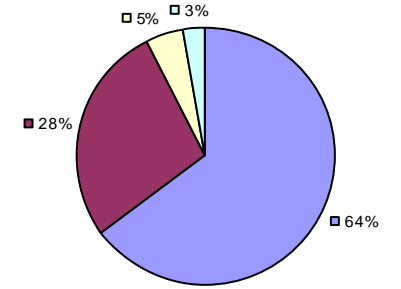
**Local Measures**



**Other Measures**

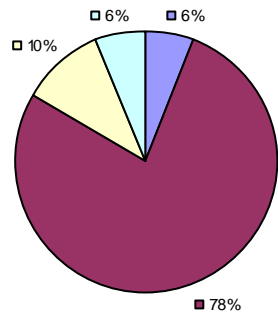


**Overall Composite**

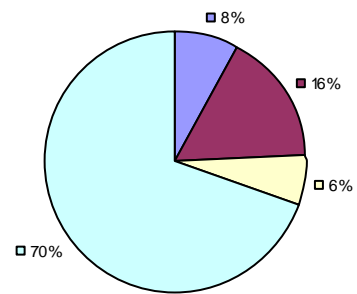


**2013-14 PRINCIPAL EVALUATION RESULTS**

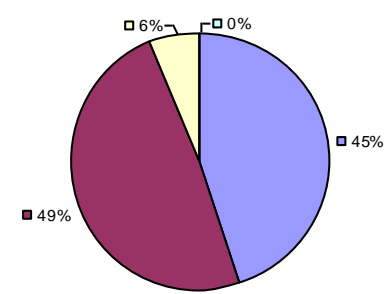
**Student Growth**



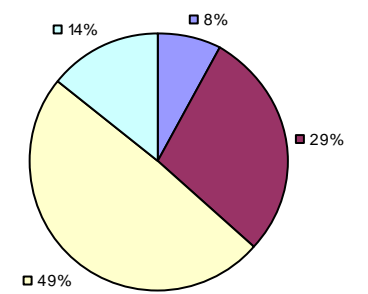
**Local Measures**



**Other Measures**



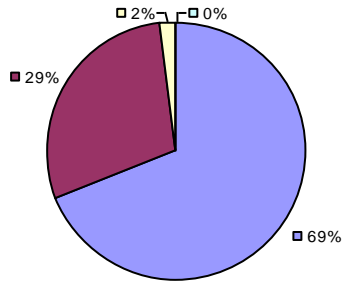
**Overall Composite**



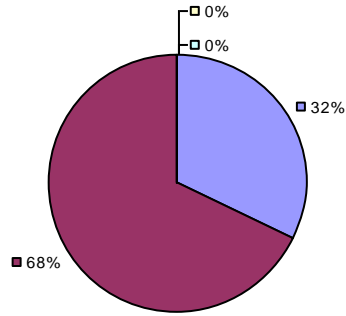
\* Data is suppressed if 100% of teachers/principals received the same rating or if the total teachers/principals in an LEA is less than five.

**2013-14 TEACHER EVALUATION RESULTS**

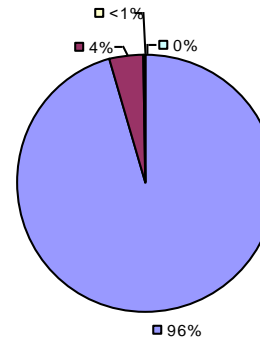
**Student Growth**



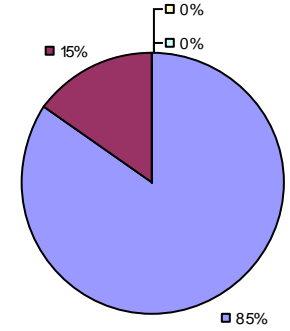
**Local Measures**



**Other Measures**



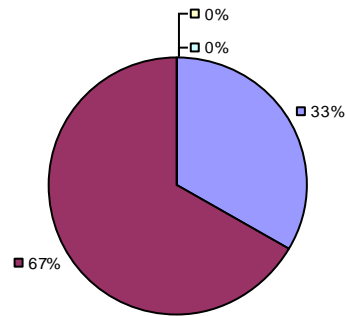
**Overall Composite**



**2013-14 PRINCIPAL EVALUATION RESULTS**

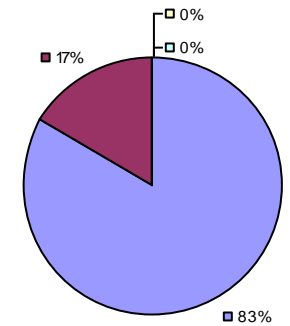
*Student growth results not shown due to suppression\**

**Local Measures**



*Other measures results not shown due to suppression\**

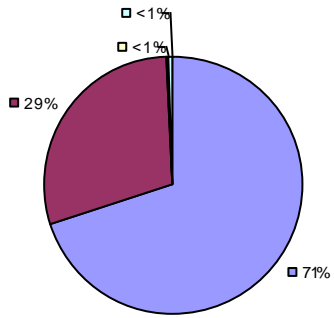
**Overall Composite**



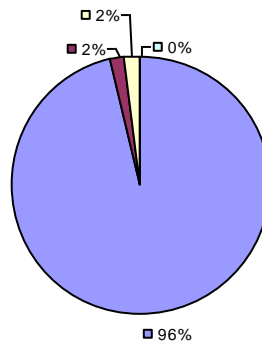
\* Data is suppressed if 100% of teachers/principals received the same rating or if the total teachers/principals in an LEA is less than five.

2013-14 TEACHER EVALUATION RESULTS

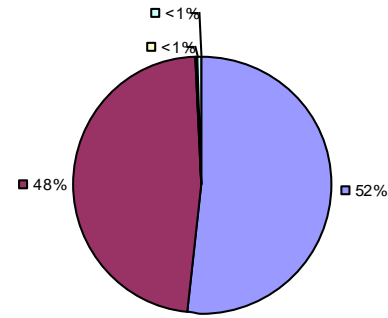
Student Growth



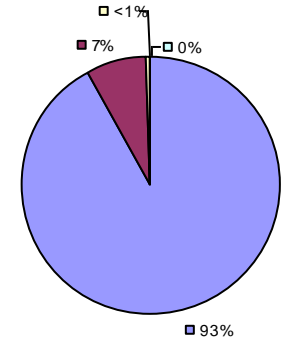
Local Measures



Other Measures



Overall Composite

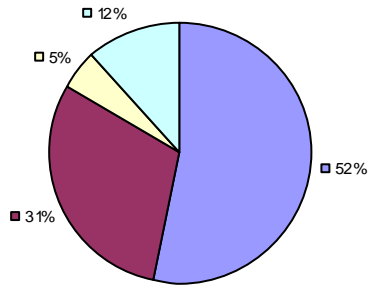


2013-14 PRINCIPAL EVALUATION RESULTS NOT SHOWN DUE TO SUPPRESSION\*

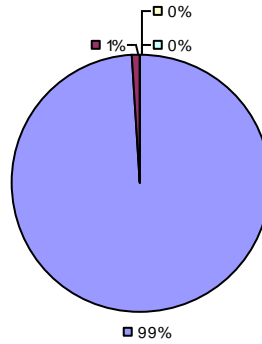
\* Data is suppressed if 100% of teachers/principals received the same rating or if the total teachers/principals in an LEA is less than five.

2013-14 TEACHER EVALUATION RESULTS

Student Growth

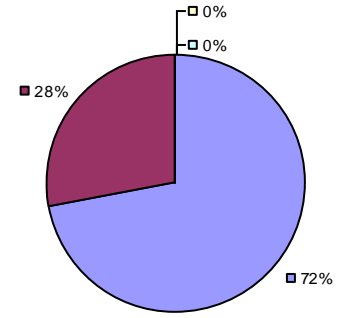


Local Measures



Other measures results not shown due to suppression\*

Overall Composite

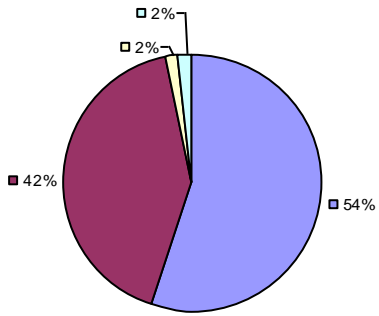


2013-14 PRINCIPAL EVALUATION RESULTS NOT SHOWN DUE TO SUPPRESSION\*

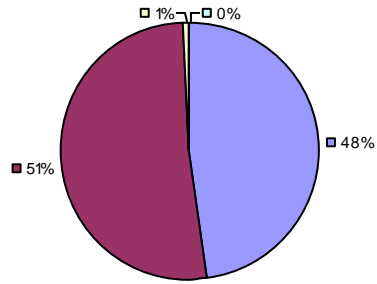
\* Data is suppressed if 100% of teachers/principals received the same rating or if the total teachers/principals in an LEA is less than five.

2013-14 TEACHER EVALUATION RESULTS

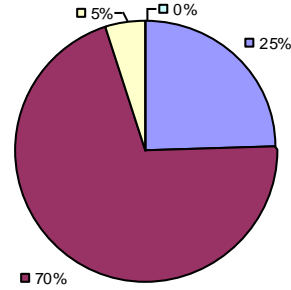
Student Growth



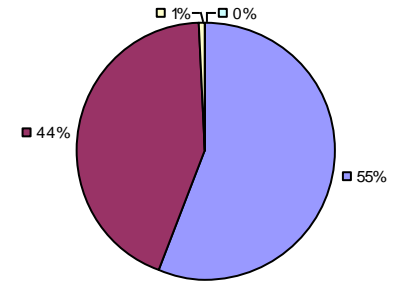
Local Measures



Other Measures



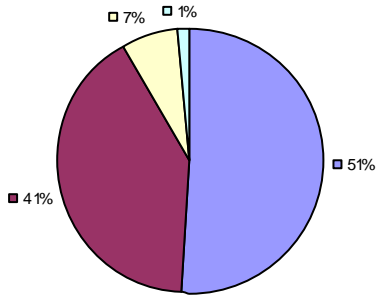
Overall Composite



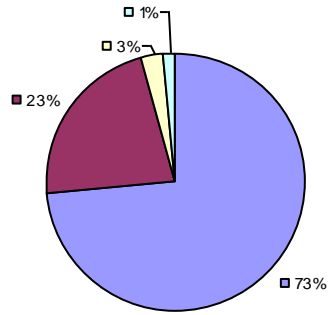
2013-14 PRINCIPAL EVALUATION RESULTS NOT SHOWN DUE TO SUPPRESSION\*

\* Data is suppressed if 100% of teachers/principals received the same rating or if the total teachers/principals in an LEA is less than five.

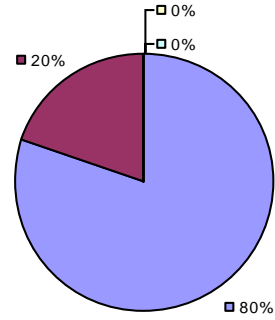
Student Growth



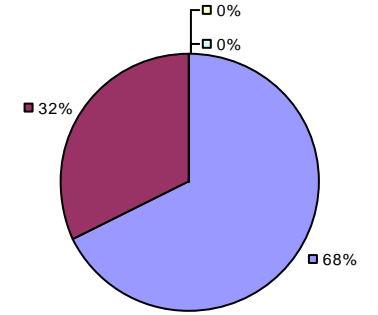
Local Measures



Other Measures



Overall Composite



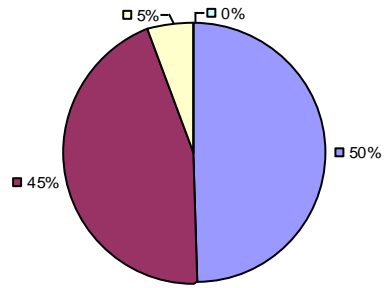
2013-14 PRINCIPAL EVALUATION RESULTS NOT SHOWN DUE TO SUPPRESSION\*

\* Data is suppressed if 100% of teachers/principals received the same rating or if the total teachers/principals in an LEA is less than five.

2013-14 TEACHER EVALUATION RESULTS

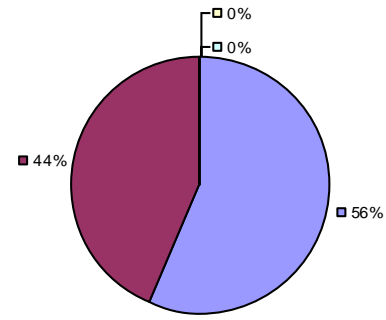
Student Growth

Local measures results not shown due to suppression\*



Other Measures

Overall composite not shown due to suppression\*



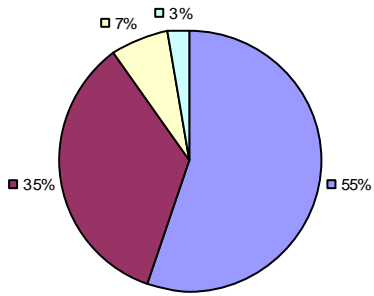
2013-14 PRINCIPAL EVALUATION RESULTS NOT SHOWN DUE TO SUPPRESSION\*

\* Data is suppressed if 100% of teachers/principals received the same rating or if the total teachers/principals in an LEA is less than five.

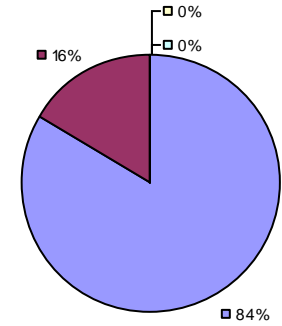
2013-14 TEACHER EVALUATION RESULTS

Student Growth

Local measures results not shown due to suppression\* Other measures results not shown due to suppression\*



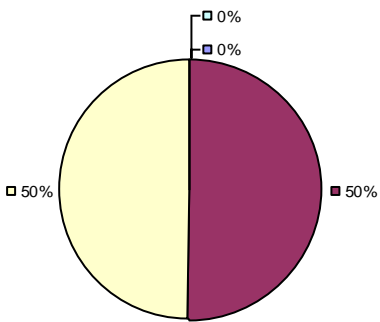
Overall Composite



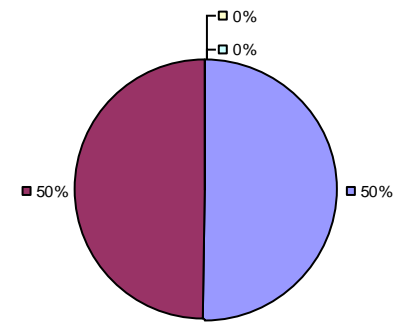
2013-14 PRINCIPAL EVALUATION RESULTS

Student Growth

Local measures results not shown due to suppression\* Other measures results not shown due to suppression\*



Overall Composite

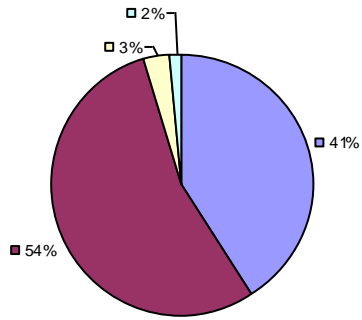


\* Data is suppressed if 100% of teachers/principals received the same rating or if the total teachers/principals in an LEA is less than five.

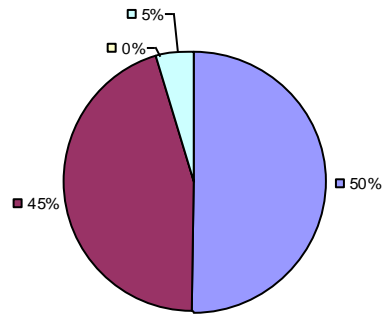


2013-14 TEACHER EVALUATION RESULTS

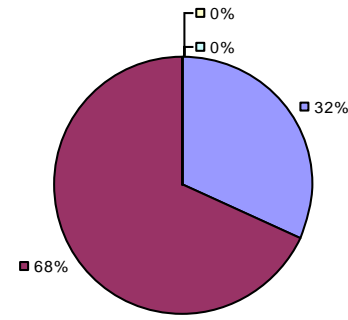
Student Growth



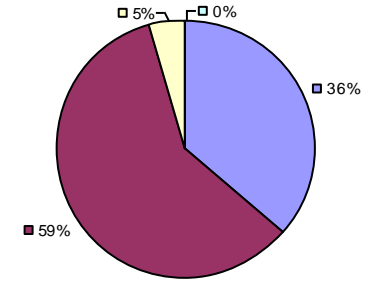
Local Measures



Other Measures



Overall Composite

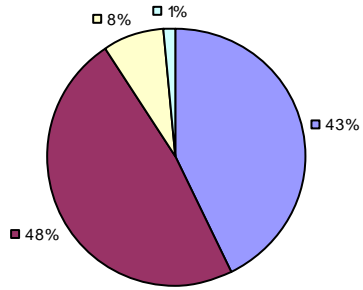


2013-14 PRINCIPAL EVALUATION RESULTS NOT SHOWN DUE TO SUPPRESSION\*

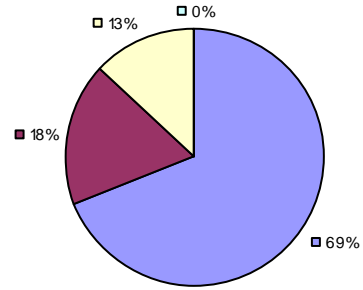
\* Data is suppressed if 100% of teachers/principals received the same rating or if the total teachers/principals in an LEA is less than five.

2013-14 TEACHER EVALUATION RESULTS

Student Growth

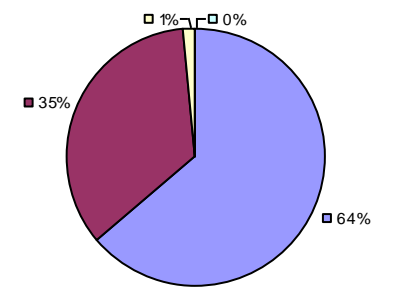


Local Measures



Other measures results not shown due to suppression\*

Overall Composite



2013-14 PRINCIPAL EVALUATION RESULTS NOT SHOWN DUE TO SUPPRESSION\*

\* Data is suppressed if 100% of teachers/principals received the same rating or if the total teachers/principals in an LEA is less than five.

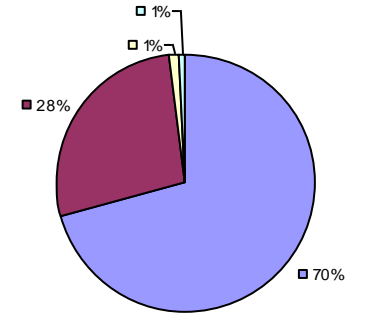
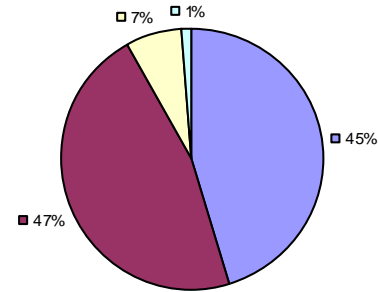
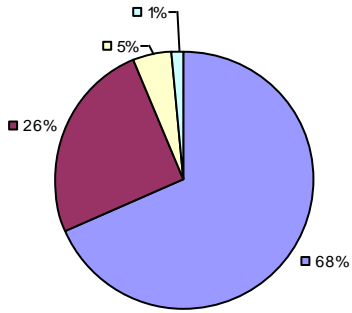
2013-14 TEACHER EVALUATION RESULTS

Student Growth

Local measures results not shown due to suppression\*

Other Measures

Overall Composite

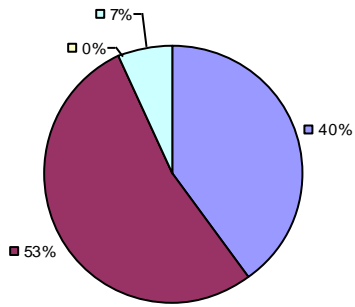


2013-14 PRINCIPAL EVALUATION RESULTS NOT SHOWN DUE TO SUPPRESSION\*

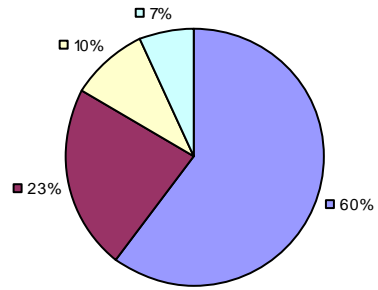
\* Data is suppressed if 100% of teachers/principals received the same rating or if the total teachers/principals in an LEA is less than five.

2013-14 TEACHER EVALUATION RESULTS

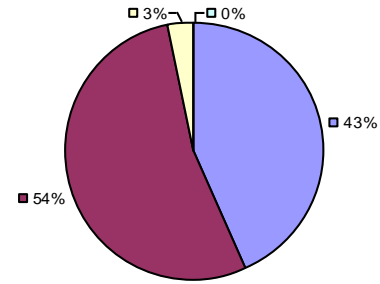
Student Growth



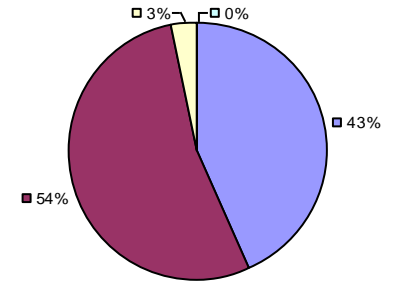
Local Measures



Other Measures



Overall Composite

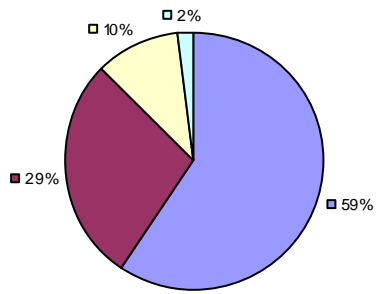


2013-14 PRINCIPAL EVALUATION RESULTS NOT SHOWN DUE TO SUPPRESSION\*

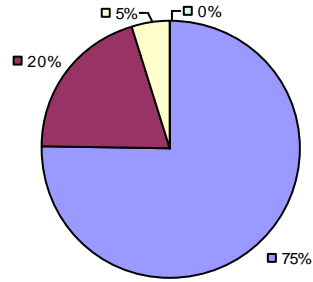
\* Data is suppressed if 100% of teachers/principals received the same rating or if the total teachers/principals in an LEA is less than five.

2013-14 TEACHER EVALUATION RESULTS

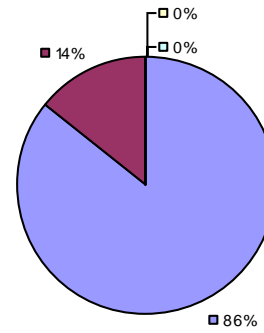
Student Growth



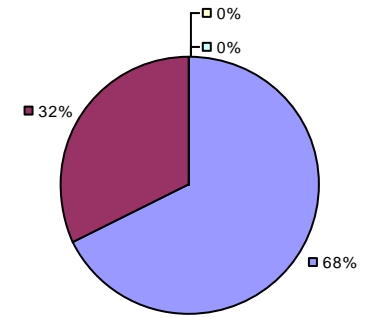
Local Measures



Other Measures



Overall Composite

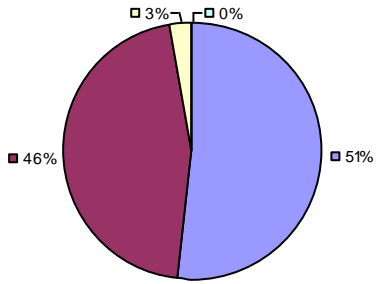


2013-14 PRINCIPAL EVALUATION RESULTS NOT SHOWN DUE TO SUPPRESSION\*

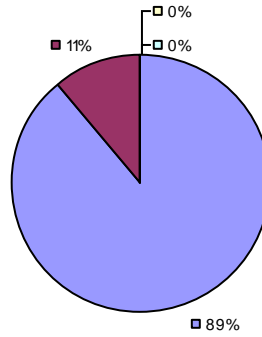
\* Data is suppressed if 100% of teachers/principals received the same rating or if the total teachers/principals in an LEA is less than five.

2013-14 TEACHER EVALUATION RESULTS

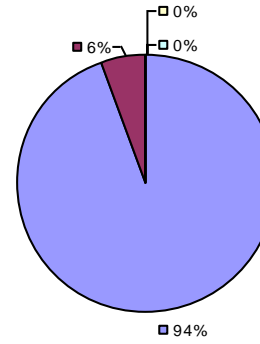
Student Growth



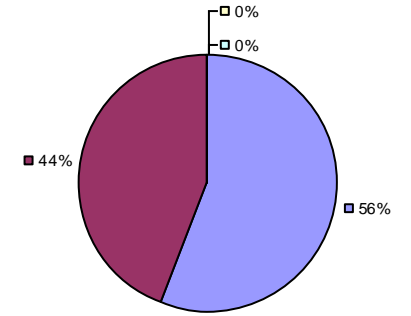
Local Measures



Other Measures



Overall Composite

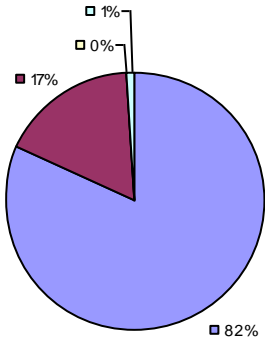


2013-14 PRINCIPAL EVALUATION RESULTS NOT SHOWN DUE TO SUPPRESSION\*

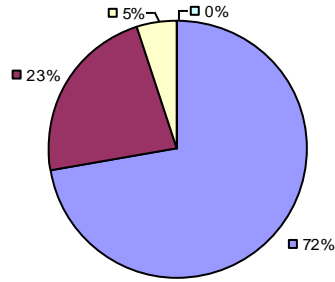
\* Data is suppressed if 100% of teachers/principals received the same rating or if the total teachers/principals in an LEA is less than five.

2013-14 TEACHER EVALUATION RESULTS

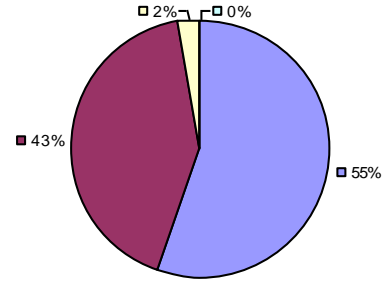
Student Growth



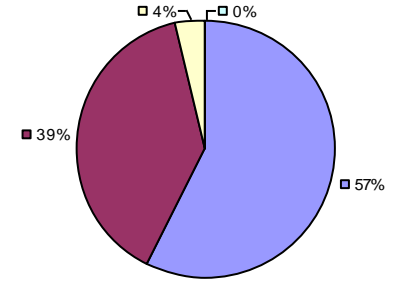
Local Measures



Other Measures



Overall Composite

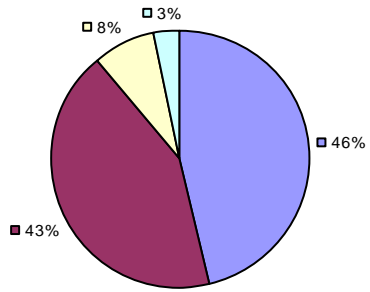


2013-14 PRINCIPAL EVALUATION RESULTS NOT SHOWN DUE TO SUPPRESSION\*

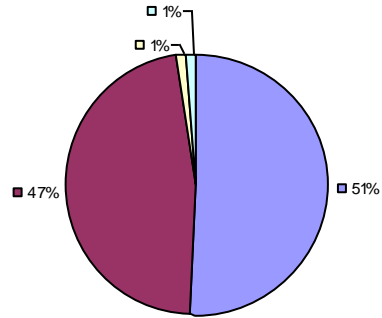
\* Data is suppressed if 100% of teachers/principals received the same rating or if the total teachers/principals in an LEA is less than five.

2013-14 TEACHER EVALUATION RESULTS

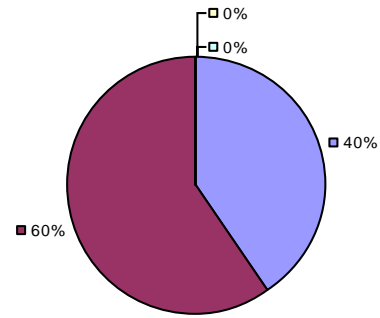
Student Growth



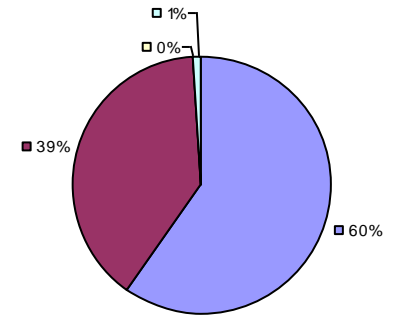
Local Measures



Other Measures



Overall Composite



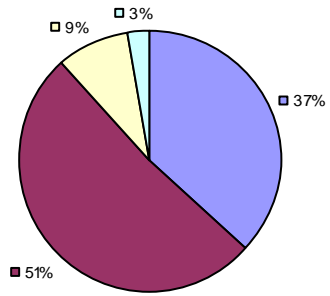
2013-14 PRINCIPAL EVALUATION RESULTS NOT SHOWN DUE TO SUPPRESSION\*

\* Data is suppressed if 100% of teachers/principals received the same rating or if the total teachers/principals in an LEA is less than five.

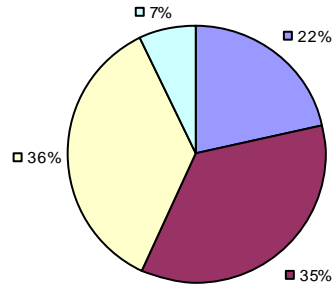


**2013-14 TEACHER EVALUATION RESULTS**

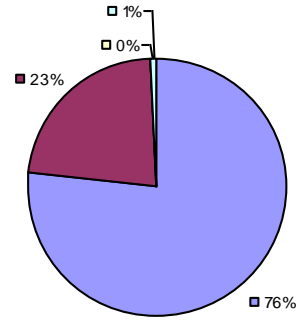
**Student Growth**



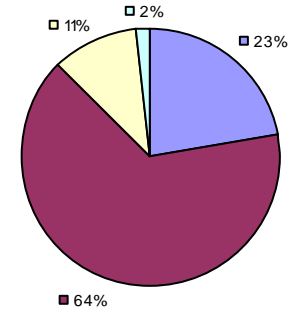
**Local Measures**



**Other Measures**

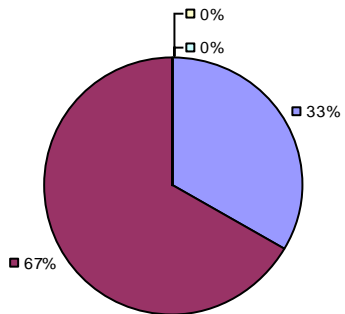


**Overall Composite**

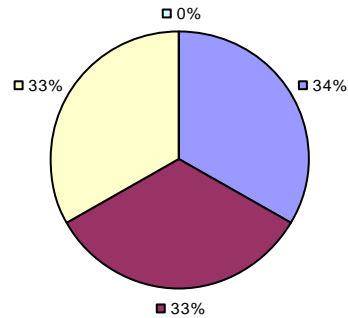


**2013-14 PRINCIPAL EVALUATION RESULTS**

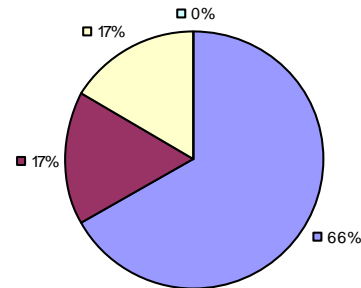
**Student Growth**



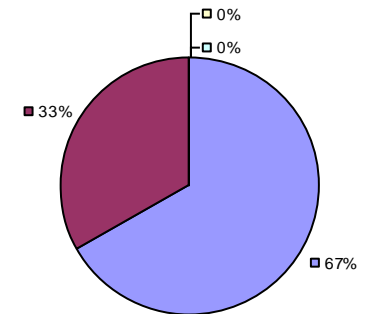
**Local Measures**



**Other Measures**

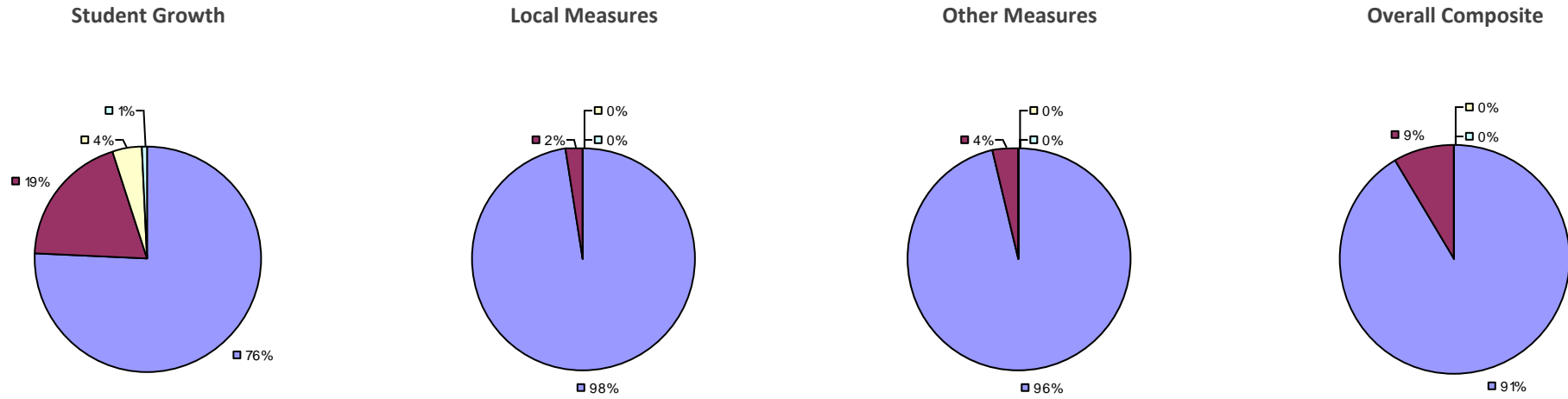


**Overall Composite**



\* Data is suppressed if 100% of teachers/principals received the same rating or if the total teachers/principals in an LEA is less than five.

2013-14 TEACHER EVALUATION RESULTS

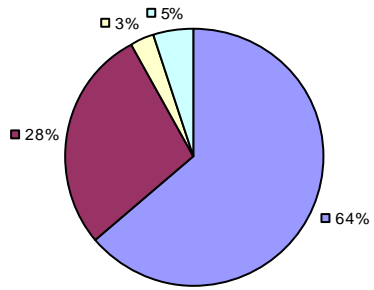


2013-14 PRINCIPAL EVALUATION RESULTS NOT SHOWN DUE TO SUPPRESSION\*

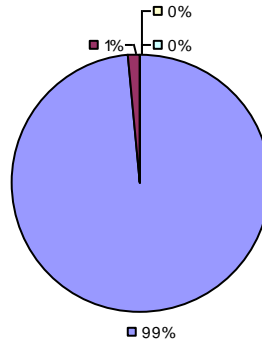
\* Data is suppressed if 100% of teachers/principals received the same rating or if the total teachers/principals in an LEA is less than five.

2013-14 TEACHER EVALUATION RESULTS

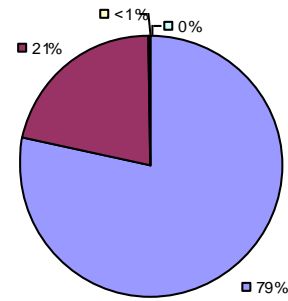
Student Growth



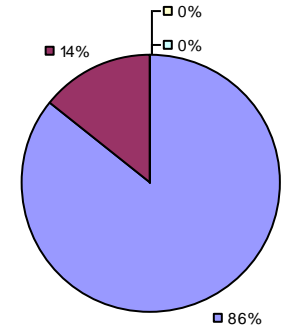
Local Measures



Other Measures

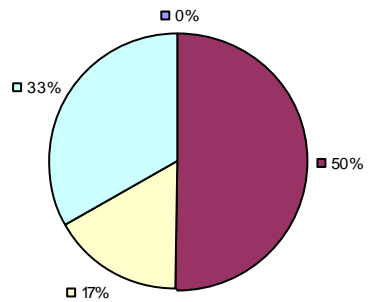


Overall Composite



2013-14 PRINCIPAL EVALUATION RESULTS

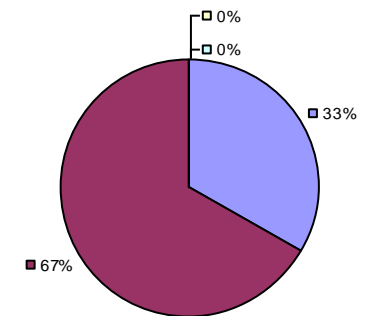
Student Growth



Local measures results not shown due to suppression\*

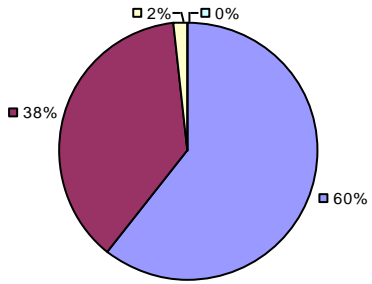
Other measures results not shown due to suppression\*

Overall Composite

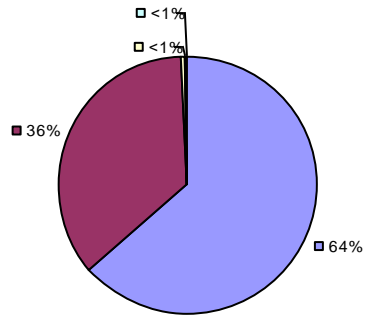


\* Data is suppressed if 100% of teachers/principals received the same rating or if the total teachers/principals in an LEA is less than five.

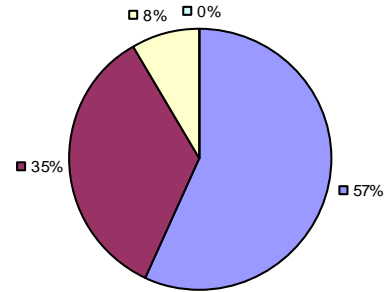
Student Growth



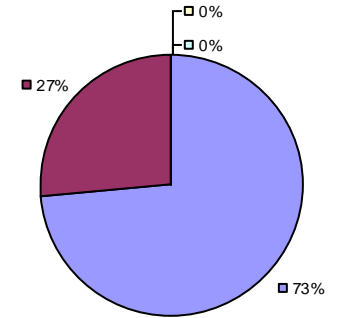
Local Measures



Other Measures



Overall Composite

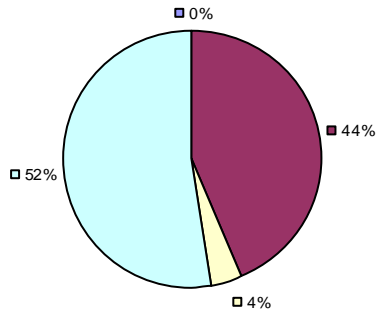


2013-14 PRINCIPAL EVALUATION RESULTS NOT SHOWN DUE TO SUPPRESSION\*

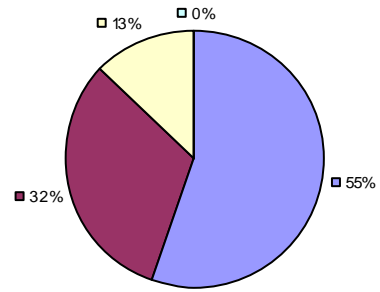
\* Data is suppressed if 100% of teachers/principals received the same rating or if the total teachers/principals in an LEA is less than five.

2013-14 TEACHER EVALUATION RESULTS

Student Growth

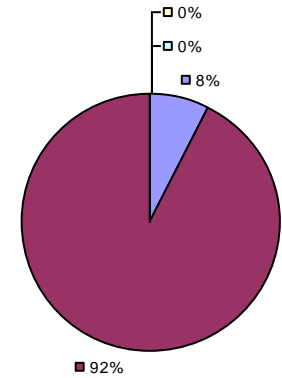


Local Measures



Other measures results not shown due to suppression\*

Overall Composite

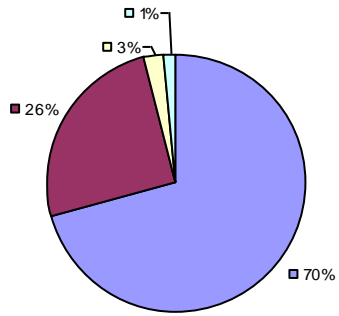


2013-14 PRINCIPAL EVALUATION RESULTS NOT SHOWN DUE TO SUPPRESSION\*

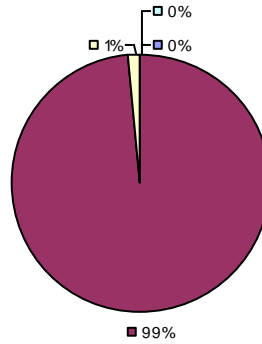
\* Data is suppressed if 100% of teachers/principals received the same rating or if the total teachers/principals in an LEA is less than five.

2013-14 TEACHER EVALUATION RESULTS

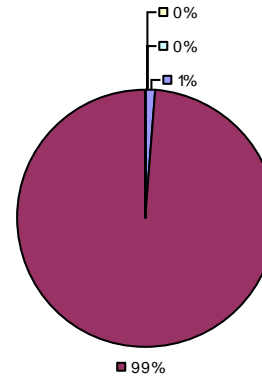
Student Growth



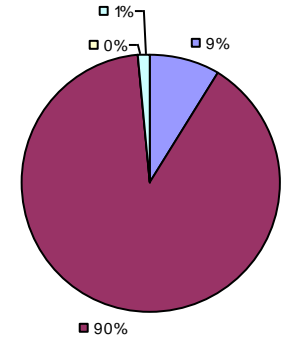
Local Measures



Other Measures



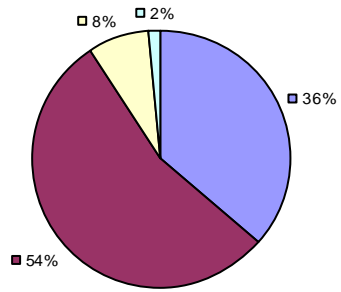
Overall Composite



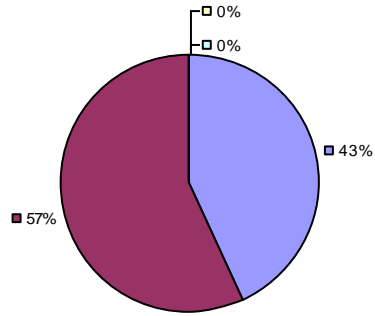
2013-14 PRINCIPAL EVALUATION RESULTS NOT SHOWN DUE TO SUPPRESSION\*

\* Data is suppressed if 100% of teachers/principals received the same rating or if the total teachers/principals in an LEA is less than five.

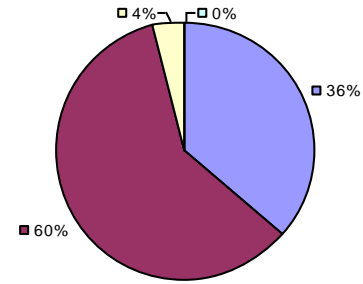
Student Growth



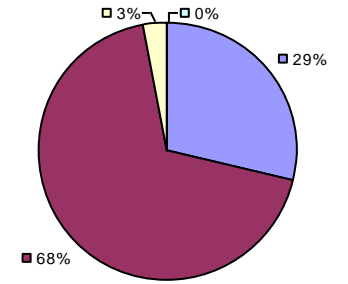
Local Measures



Other Measures



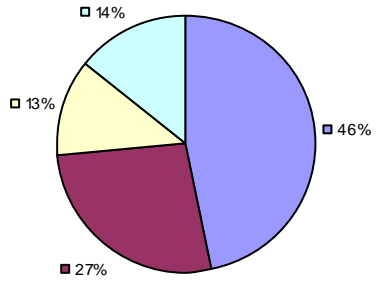
Overall Composite



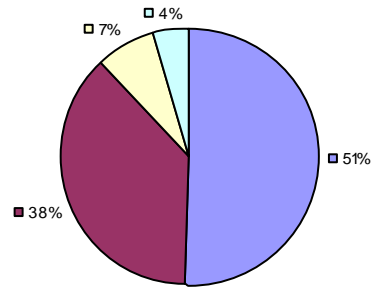
2013-14 PRINCIPAL EVALUATION RESULTS NOT SHOWN DUE TO SUPPRESSION\*

\* Data is suppressed if 100% of teachers/principals received the same rating or if the total teachers/principals in an LEA is less than five.

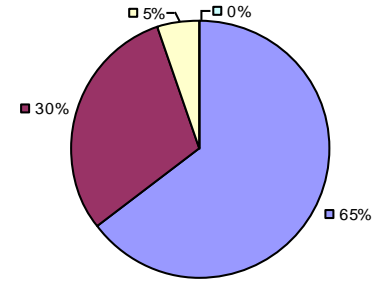
Student Growth



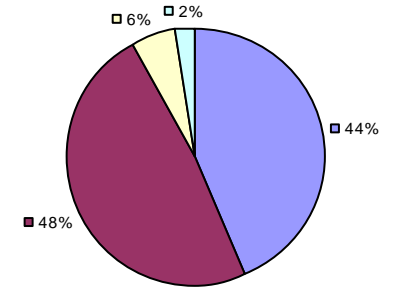
Local Measures



Other Measures

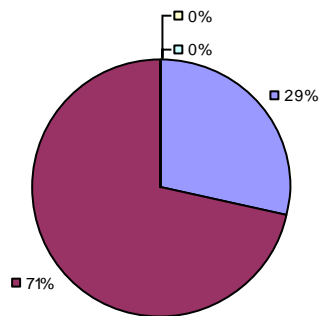


Overall Composite

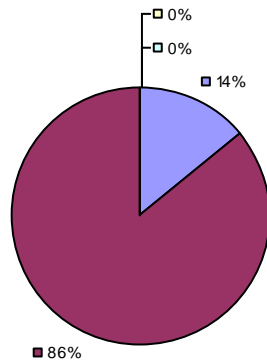


2013-14 PRINCIPAL EVALUATION RESULTS

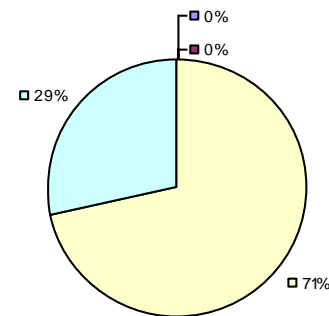
Student Growth



Local Measures



Other Measures



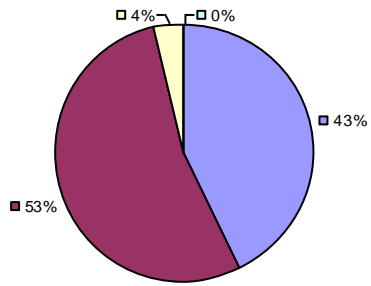
Overall composite not shown due to suppression\*

\* Data is suppressed if 100% of teachers/principals received the same rating or if the total teachers/principals in an LEA is less than five.

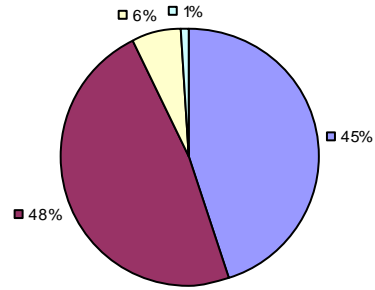


2013-14 TEACHER EVALUATION RESULTS

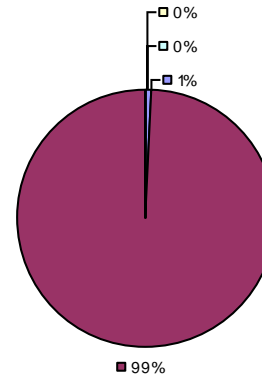
Student Growth



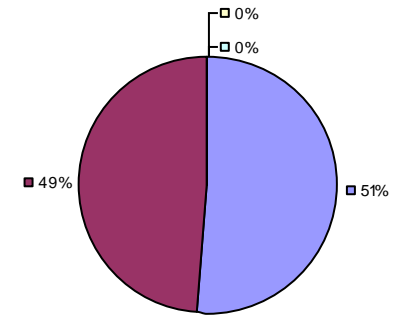
Local Measures



Other Measures



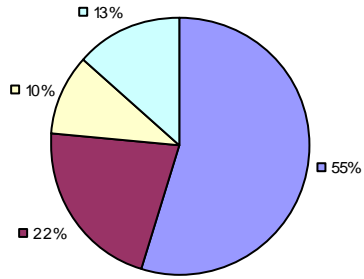
Overall Composite



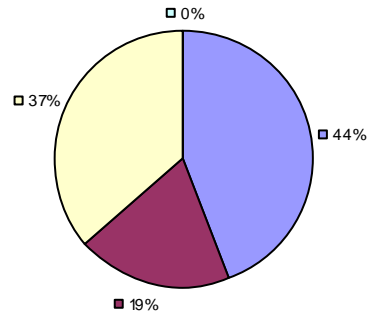
2013-14 PRINCIPAL EVALUATION RESULTS NOT SHOWN DUE TO SUPPRESSION\*

\* Data is suppressed if 100% of teachers/principals received the same rating or if the total teachers/principals in an LEA is less than five.

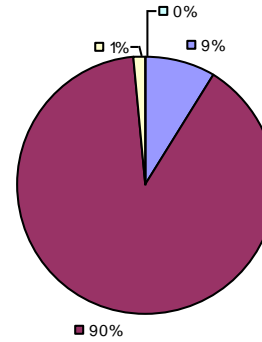
**Student Growth**



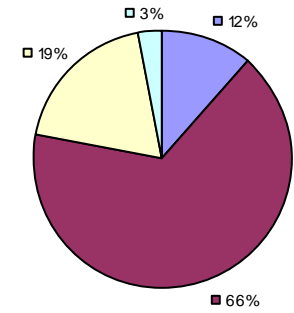
**Local Measures**



**Other Measures**



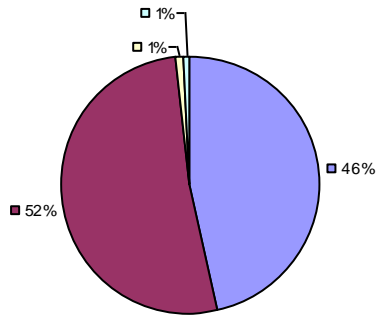
**Overall Composite**



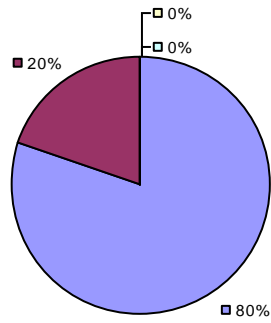
**2013-14 PRINCIPAL EVALUATION RESULTS NOT SHOWN DUE TO SUPPRESSION\***

\* Data is suppressed if 100% of teachers/principals received the same rating or if the total teachers/principals in an LEA is less than five.

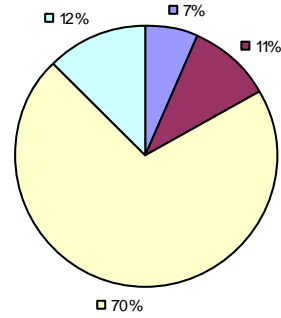
Student Growth



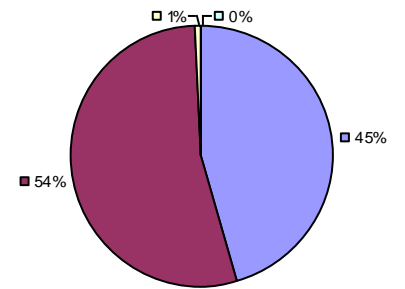
Local Measures



Other Measures



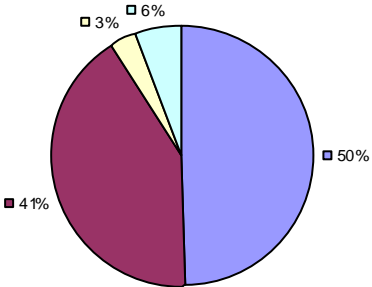
Overall Composite



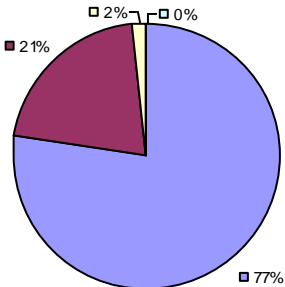
2013-14 PRINCIPAL EVALUATION RESULTS NOT SHOWN DUE TO SUPPRESSION\*

\* Data is suppressed if 100% of teachers/principals received the same rating or if the total teachers/principals in an LEA is less than five.

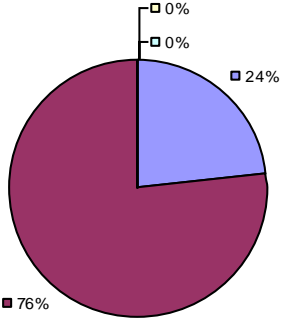
Student Growth



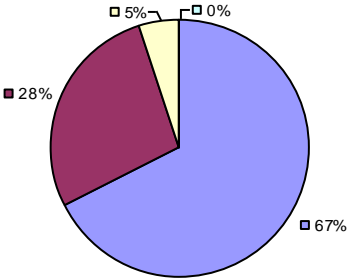
Local Measures



Other Measures



Overall Composite

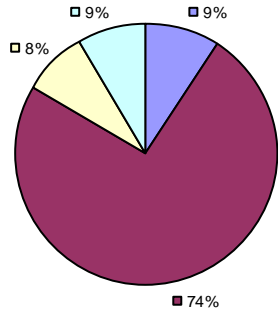


2013-14 PRINCIPAL EVALUATION RESULTS NOT SHOWN DUE TO SUPPRESSION\*

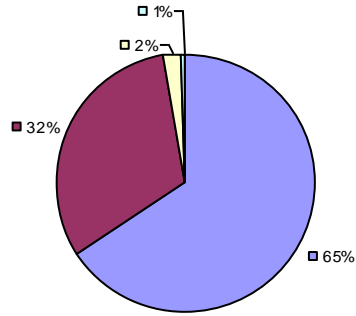
\* Data is suppressed if 100% of teachers/principals received the same rating or if the total teachers/principals in an LEA is less than five.

2013-14 TEACHER EVALUATION RESULTS

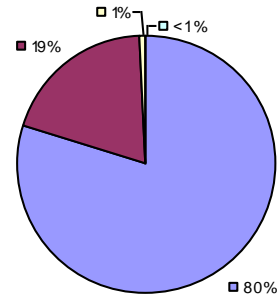
Student Growth



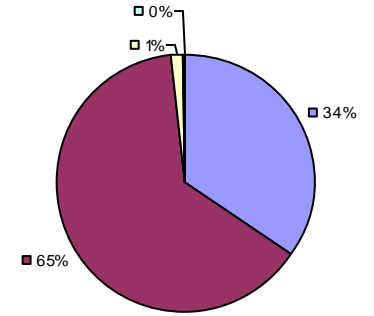
Local Measures



Other Measures

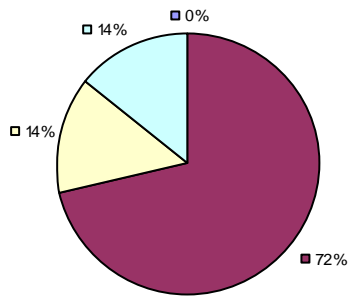


Overall Composite

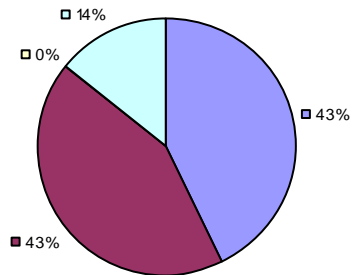


2013-14 PRINCIPAL EVALUATION RESULTS

Student Growth

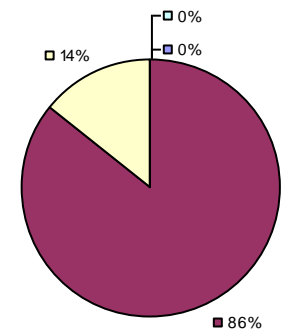


Local Measures



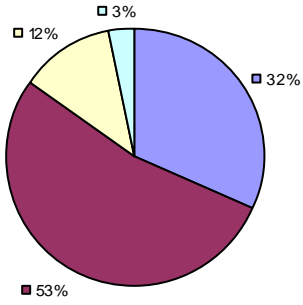
Other measures results not shown due to suppression\*

Overall Composite

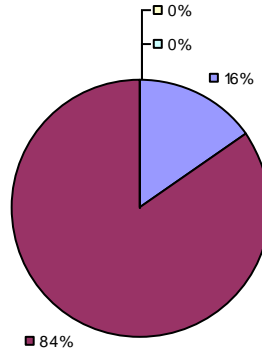


\* Data is suppressed if 100% of teachers/principals received the same rating or if the total teachers/principals in an LEA is less than five.

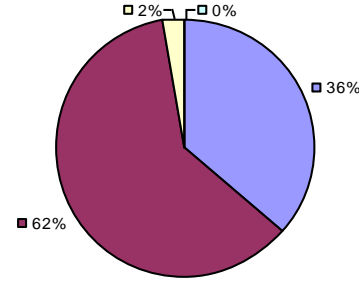
Student Growth



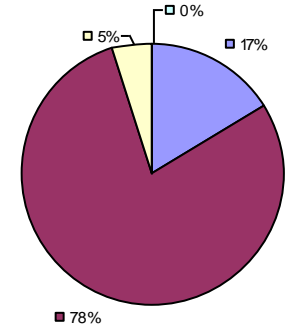
Local Measures



Other Measures

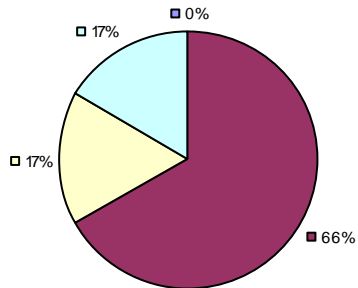


Overall Composite

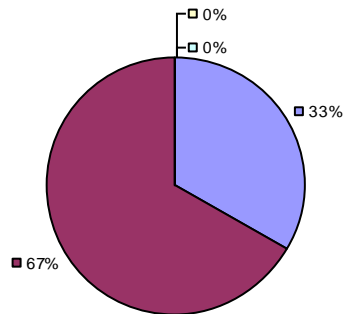


2013-14 PRINCIPAL EVALUATION RESULTS

Student Growth

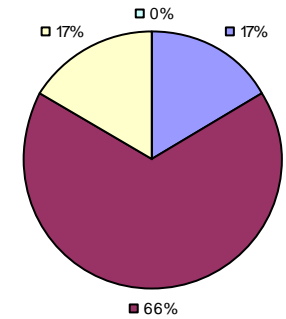


Local Measures



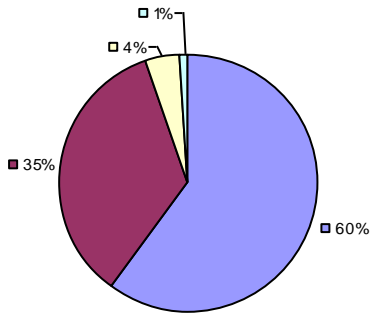
Other measures results not shown due to suppression\*

Overall Composite

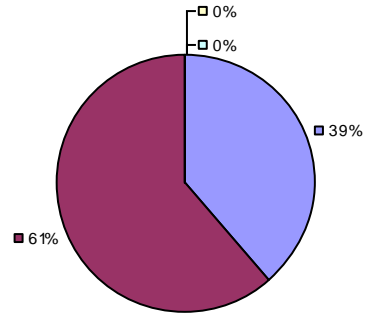


\* Data is suppressed if 100% of teachers/principals received the same rating or if the total teachers/principals in an LEA is less than five.

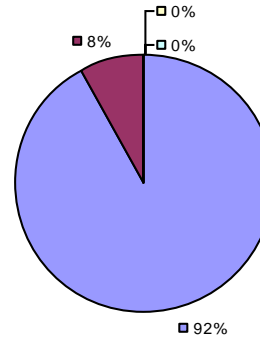
Student Growth



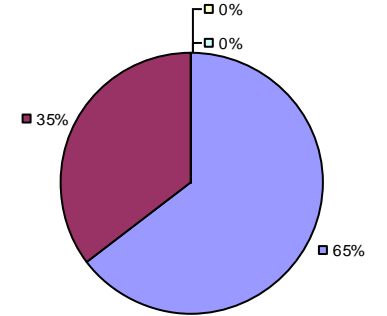
Local Measures



Other Measures



Overall Composite

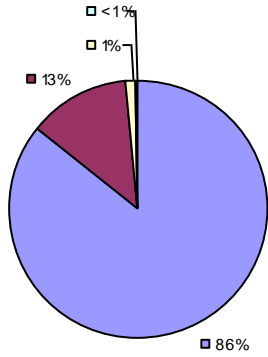


2013-14 PRINCIPAL EVALUATION RESULTS NOT SHOWN DUE TO SUPPRESSION\*

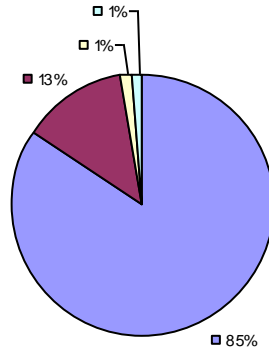
\* Data is suppressed if 100% of teachers/principals received the same rating or if the total teachers/principals in an LEA is less than five.

2013-14 TEACHER EVALUATION RESULTS

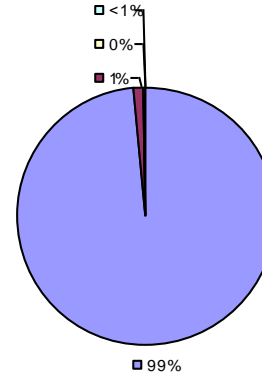
Student Growth



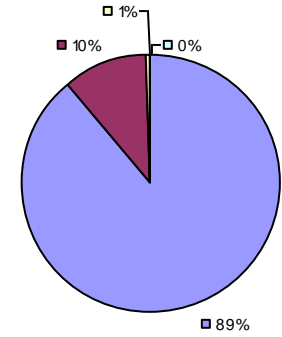
Local Measures



Other Measures

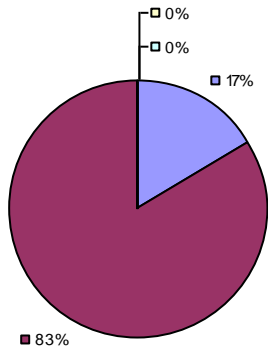


Overall Composite



2013-14 PRINCIPAL EVALUATION RESULTS

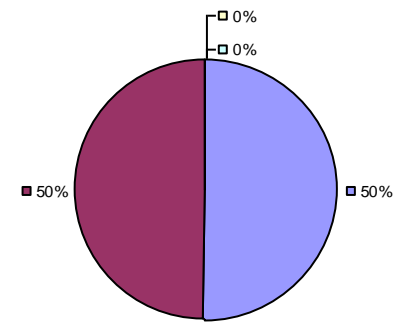
Student Growth



Local measures results not shown due to suppression\*

Other measures results not shown due to suppression\*

Overall Composite

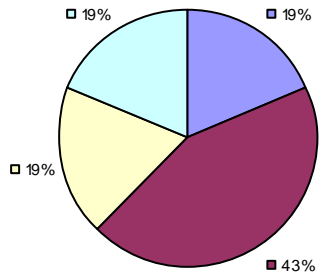


\* Data is suppressed if 100% of teachers/principals received the same rating or if the total teachers/principals in an LEA is less than five.

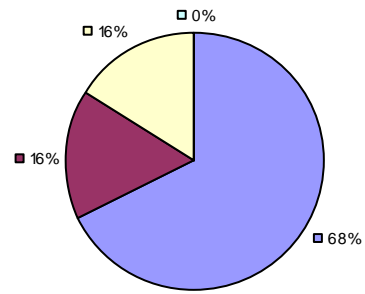


2013-14 TEACHER EVALUATION RESULTS

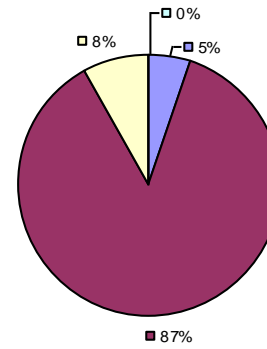
Student Growth



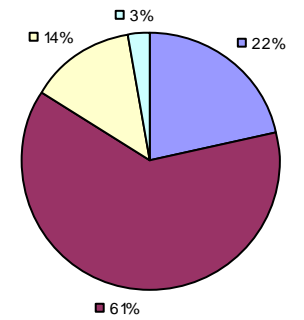
Local Measures



Other Measures



Overall Composite



2013-14 PRINCIPAL EVALUATION RESULTS NOT SHOWN DUE TO SUPPRESSION\*

\* Data is suppressed if 100% of teachers/principals received the same rating or if the total teachers/principals in an LEA is less than five.

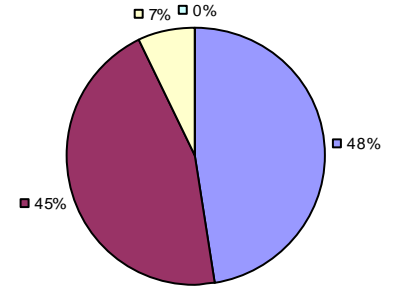
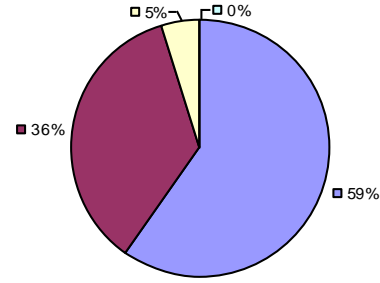
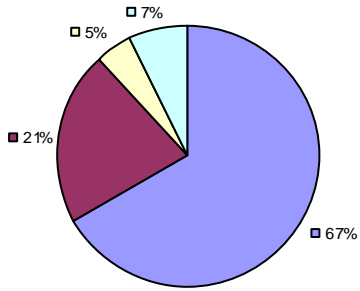
2013-14 TEACHER EVALUATION RESULTS

Student Growth

Local measures results not shown due to suppression\*

Other Measures

Overall Composite

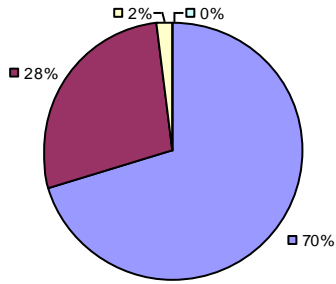


2013-14 PRINCIPAL EVALUATION RESULTS NOT SHOWN DUE TO SUPPRESSION\*

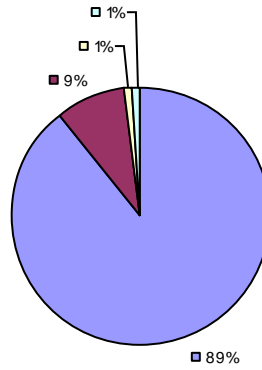
\* Data is suppressed if 100% of teachers/principals received the same rating or if the total teachers/principals in an LEA is less than five.

2013-14 TEACHER EVALUATION RESULTS

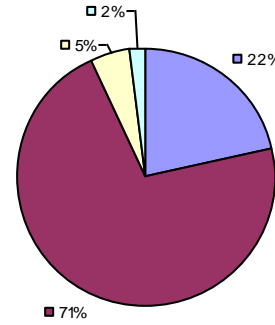
Student Growth



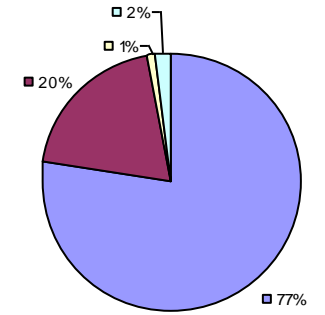
Local Measures



Other Measures



Overall Composite

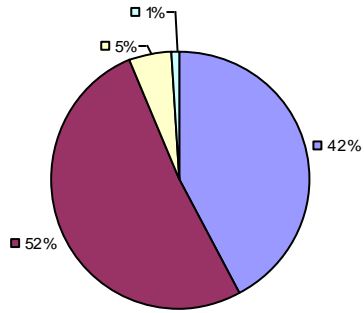


2013-14 PRINCIPAL EVALUATION RESULTS NOT SHOWN DUE TO SUPPRESSION\*

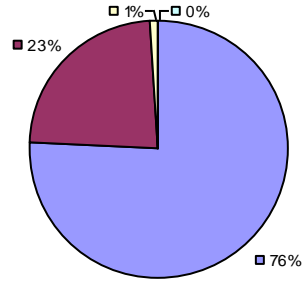
\* Data is suppressed if 100% of teachers/principals received the same rating or if the total teachers/principals in an LEA is less than five.

2013-14 TEACHER EVALUATION RESULTS

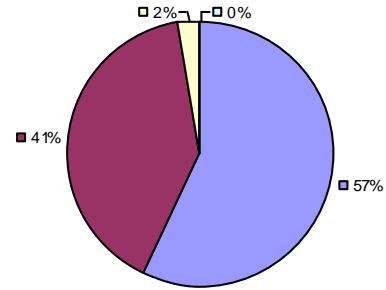
Student Growth



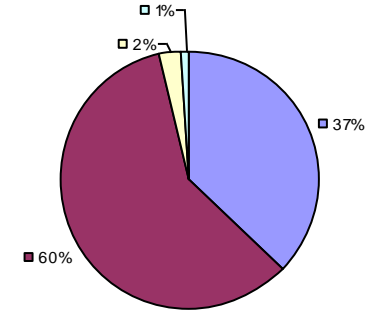
Local Measures



Other Measures



Overall Composite



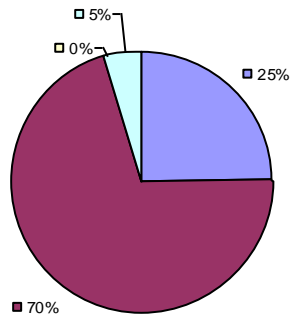
2013-14 PRINCIPAL EVALUATION RESULTS NOT SHOWN DUE TO SUPPRESSION\*

\* Data is suppressed if 100% of teachers/principals received the same rating or if the total teachers/principals in an LEA is less than five.

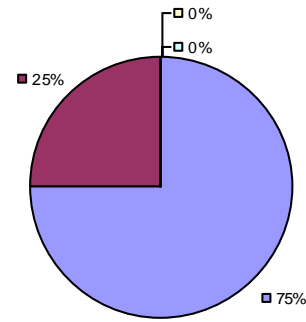
2013-14 TEACHER EVALUATION RESULTS

Student Growth

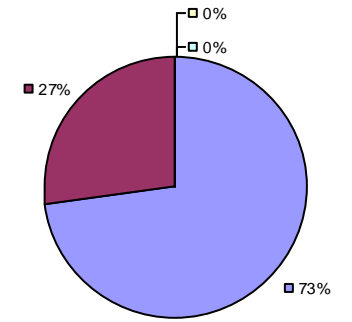
Local measures results not shown due to suppression\*



Other Measures



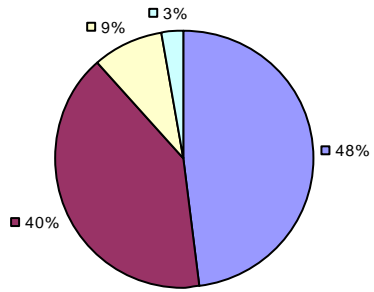
Overall Composite



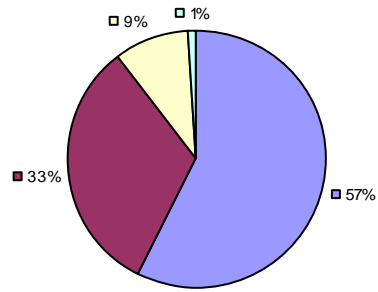
2013-14 PRINCIPAL EVALUATION RESULTS NOT SHOWN DUE TO SUPPRESSION\*

\* Data is suppressed if 100% of teachers/principals received the same rating or if the total teachers/principals in an LEA is less than five.

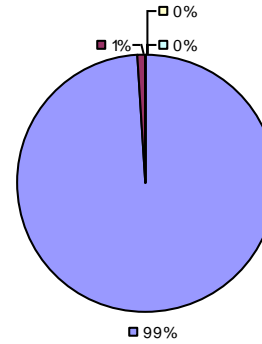
Student Growth



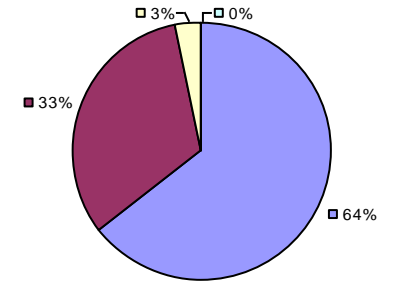
Local Measures



Other Measures

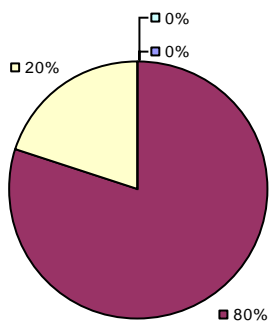


Overall Composite

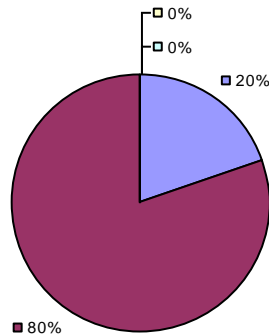


2013-14 PRINCIPAL EVALUATION RESULTS

Student Growth

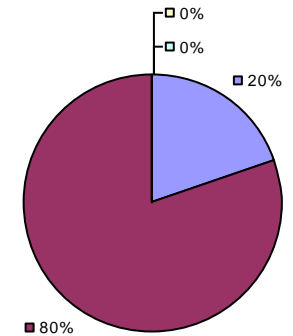


Local Measures



Other measures results not shown due to suppression\*

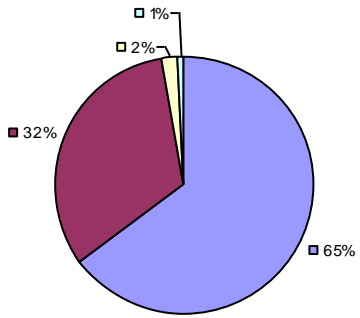
Overall Composite



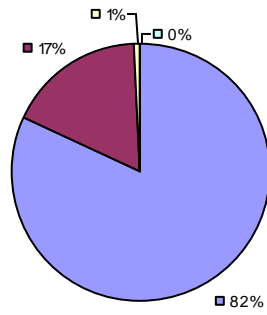
\* Data is suppressed if 100% of teachers/principals received the same rating or if the total teachers/principals in an LEA is less than five.

2013-14 TEACHER EVALUATION RESULTS

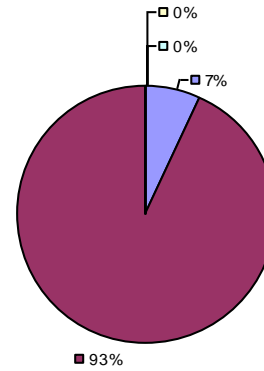
Student Growth



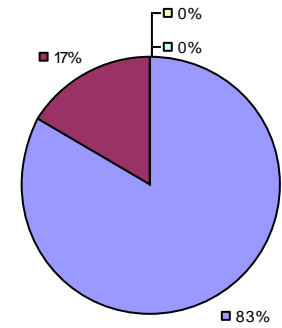
Local Measures



Other Measures



Overall Composite

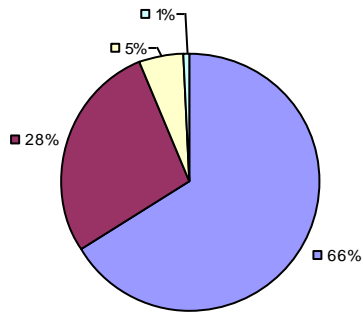


2013-14 PRINCIPAL EVALUATION RESULTS NOT SHOWN DUE TO SUPPRESSION\*

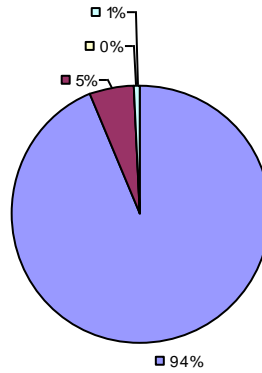
\* Data is suppressed if 100% of teachers/principals received the same rating or if the total teachers/principals in an LEA is less than five.

2013-14 TEACHER EVALUATION RESULTS

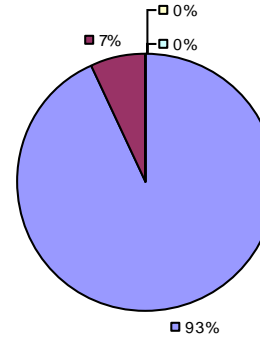
Student Growth



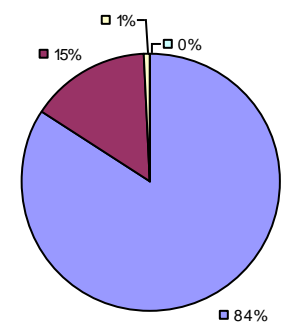
Local Measures



Other Measures



Overall Composite



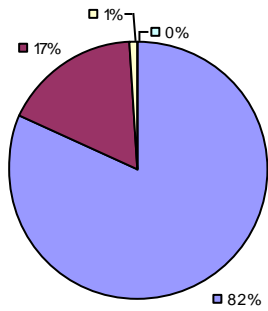
2013-14 PRINCIPAL EVALUATION RESULTS NOT SHOWN DUE TO SUPPRESSION\*

\* Data is suppressed if 100% of teachers/principals received the same rating or if the total teachers/principals in an LEA is less than five.

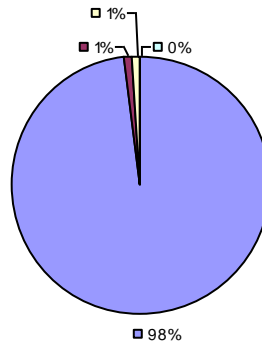


2013-14 TEACHER EVALUATION RESULTS

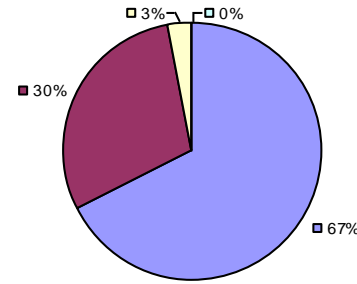
Student Growth



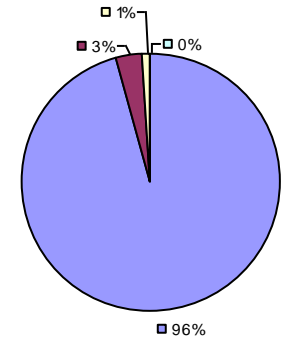
Local Measures



Other Measures



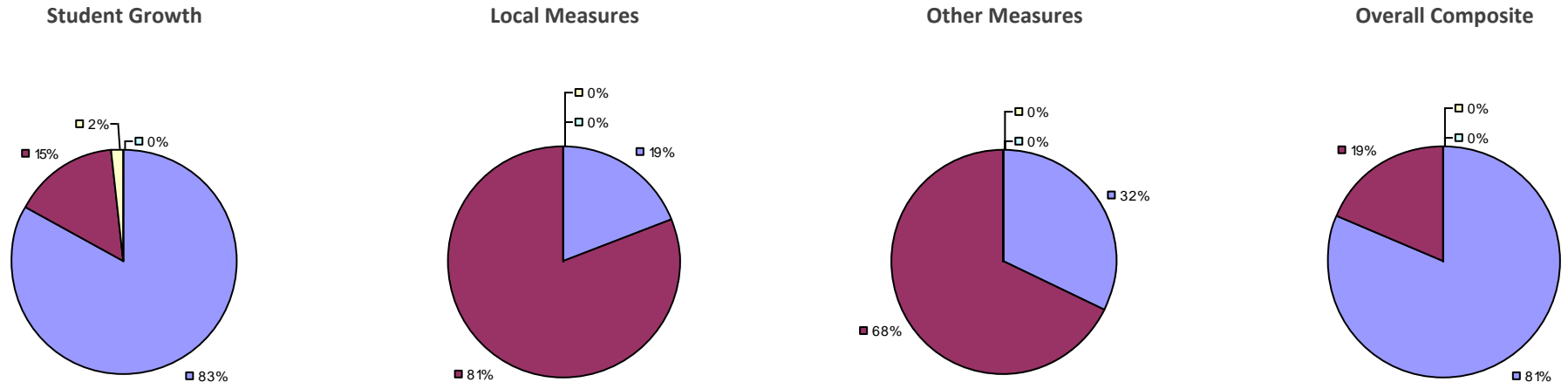
Overall Composite



2013-14 PRINCIPAL EVALUATION RESULTS NOT SHOWN DUE TO SUPPRESSION\*

\* Data is suppressed if 100% of teachers/principals received the same rating or if the total teachers/principals in an LEA is less than five.

2013-14 TEACHER EVALUATION RESULTS

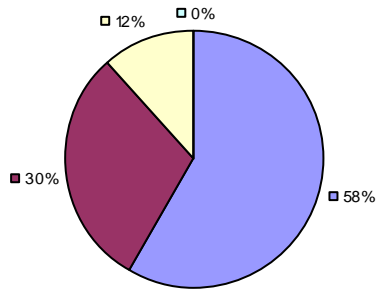


2013-14 PRINCIPAL EVALUATION RESULTS NOT SHOWN DUE TO SUPPRESSION\*

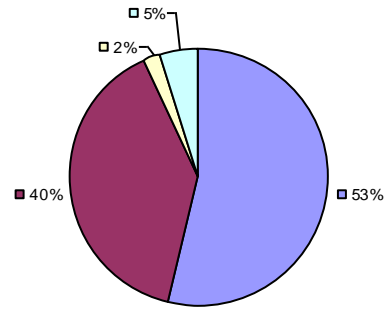
\* Data is suppressed if 100% of teachers/principals received the same rating or if the total teachers/principals in an LEA is less than five.

2013-14 TEACHER EVALUATION RESULTS

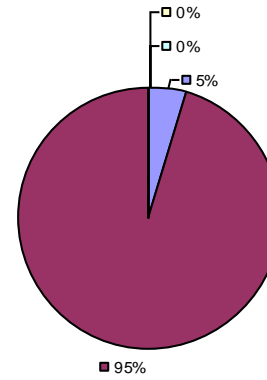
Student Growth



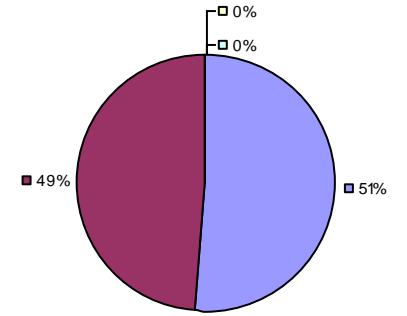
Local Measures



Other Measures



Overall Composite

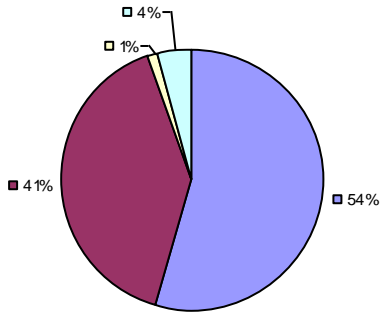


2013-14 PRINCIPAL EVALUATION RESULTS NOT SHOWN DUE TO SUPPRESSION\*

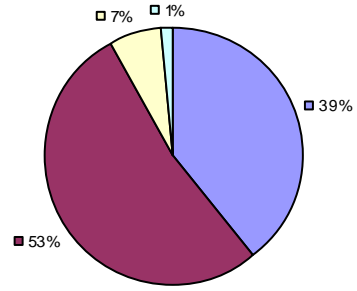
\* Data is suppressed if 100% of teachers/principals received the same rating or if the total teachers/principals in an LEA is less than five.

2013-14 TEACHER EVALUATION RESULTS

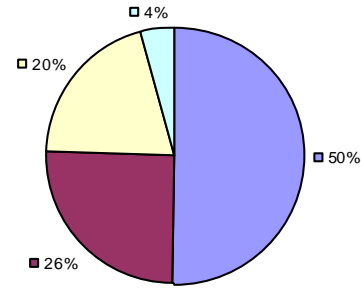
Student Growth



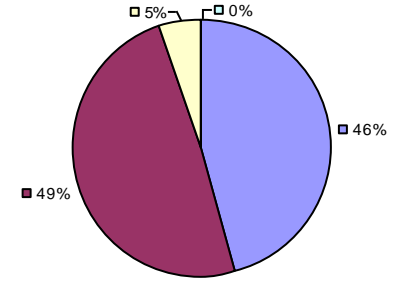
Local Measures



Other Measures



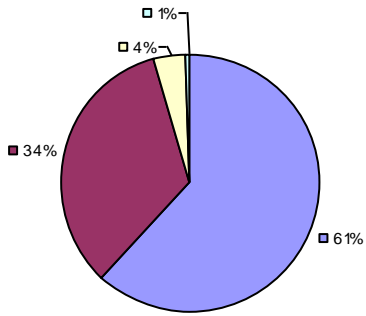
Overall Composite



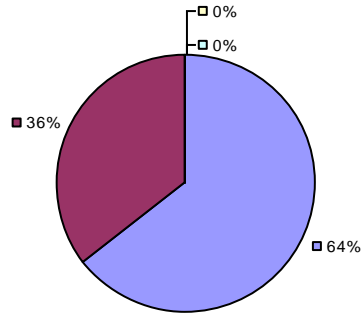
2013-14 PRINCIPAL EVALUATION RESULTS NOT SHOWN DUE TO SUPPRESSION\*

\* Data is suppressed if 100% of teachers/principals received the same rating or if the total teachers/principals in an LEA is less than five.

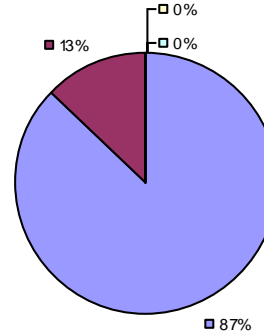
Student Growth



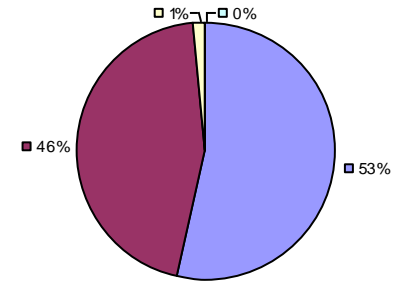
Local Measures



Other Measures

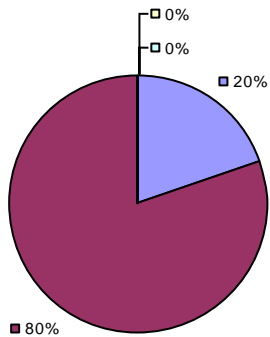


Overall Composite

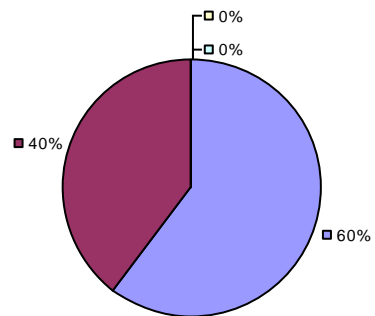


2013-14 PRINCIPAL EVALUATION RESULTS

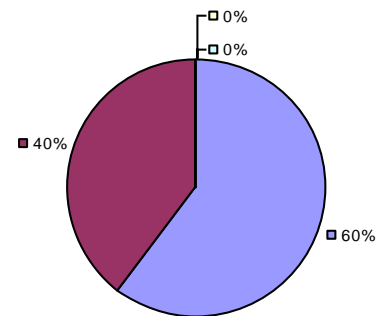
Student Growth



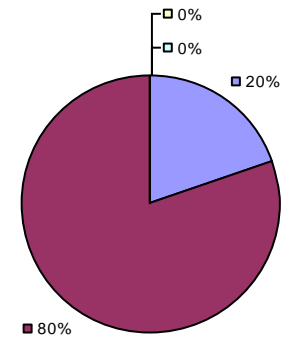
Local Measures



Other Measures



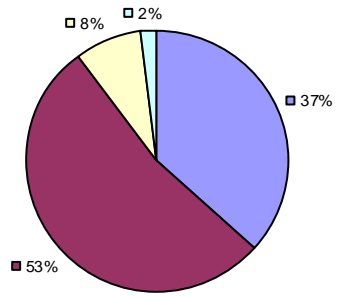
Overall Composite



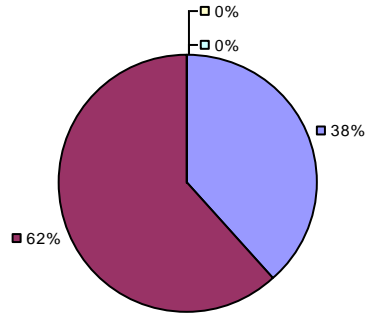
\* Data is suppressed if 100% of teachers/principals received the same rating or if the total teachers/principals in an LEA is less than five.

2013-14 TEACHER EVALUATION RESULTS

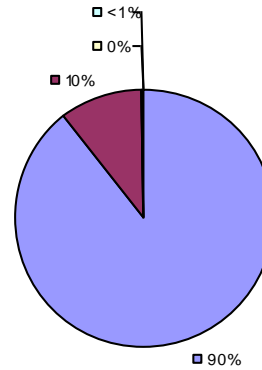
Student Growth



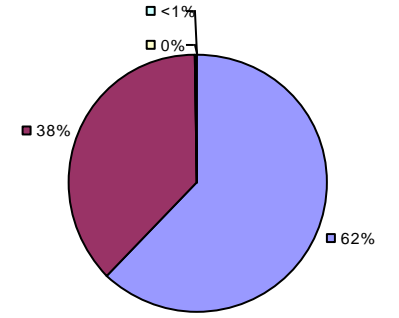
Local Measures



Other Measures



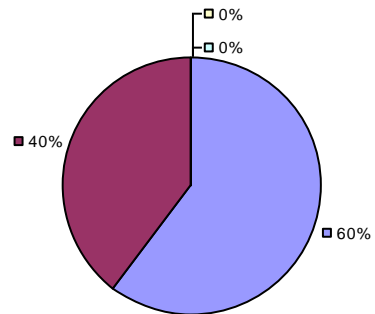
Overall Composite



2013-14 PRINCIPAL EVALUATION RESULTS

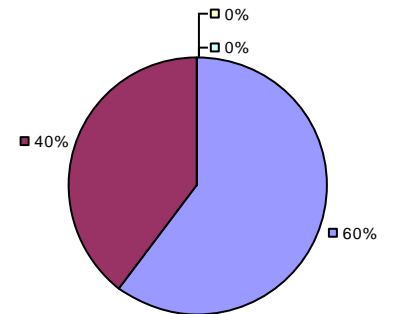
Student growth results not shown due to suppression\*

Local Measures



Other measures results not shown due to suppression\*

Overall Composite



\* Data is suppressed if 100% of teachers/principals received the same rating or if the total teachers/principals in an LEA is less than five.

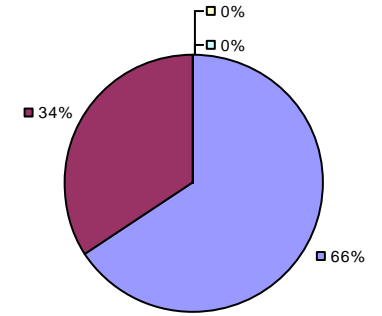
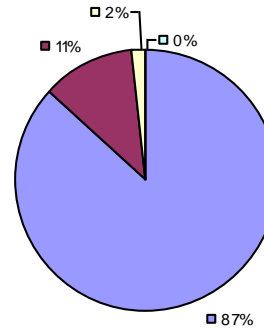
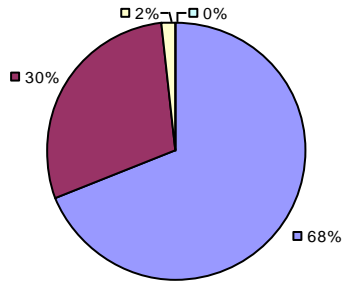
2013-14 TEACHER EVALUATION RESULTS

Student Growth

Local measures results not shown due to suppression\*

Other Measures

Overall Composite

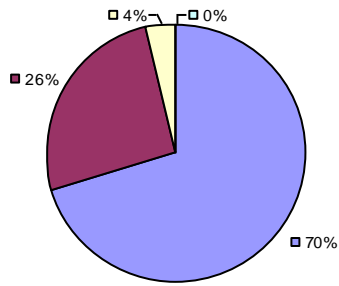


2013-14 PRINCIPAL EVALUATION RESULTS NOT SHOWN DUE TO SUPPRESSION\*

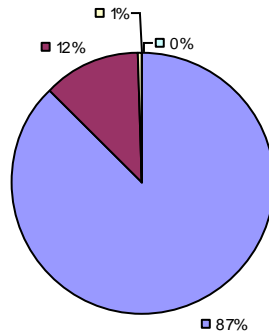
\* Data is suppressed if 100% of teachers/principals received the same rating or if the total teachers/principals in an LEA is less than five.

2013-14 TEACHER EVALUATION RESULTS

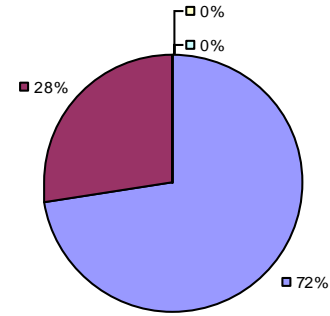
Student Growth



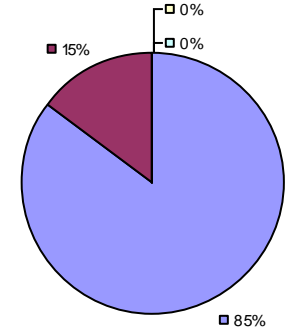
Local Measures



Other Measures



Overall Composite



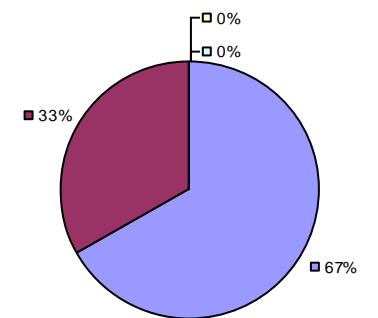
2013-14 PRINCIPAL EVALUATION RESULTS

Student growth results not shown due to suppression\*

Local measures results not shown due to suppression\*

Other measures results not shown due to suppression\*

Overall Composite



\* Data is suppressed if 100% of teachers/principals received the same rating or if the total teachers/principals in an LEA is less than five.

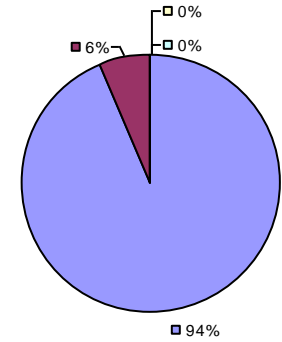
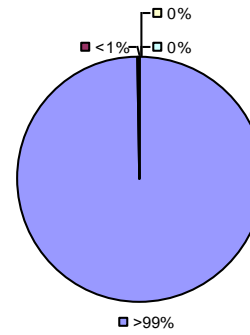
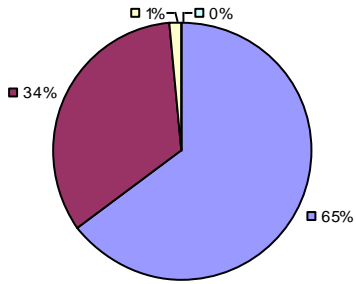


Student Growth

Local measures results not shown due to suppression\*

Other Measures

Overall Composite



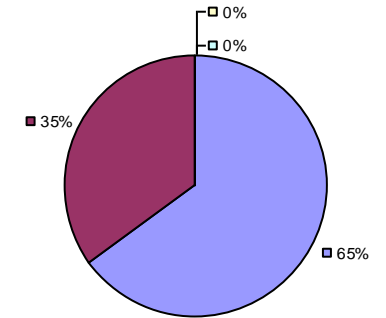
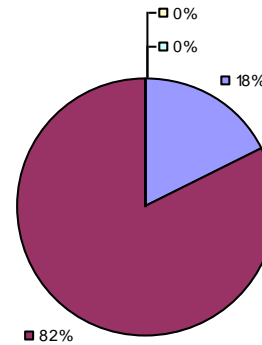
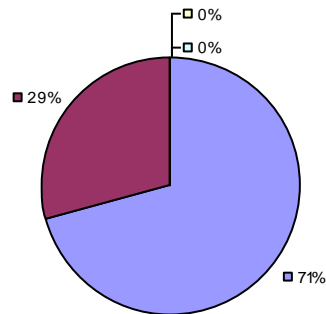
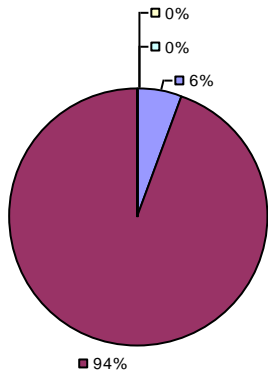
2013-14 PRINCIPAL EVALUATION RESULTS

Student Growth

Local Measures

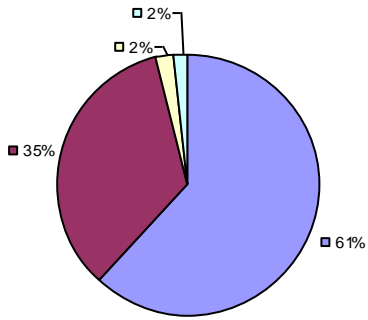
Other Measures

Overall Composite

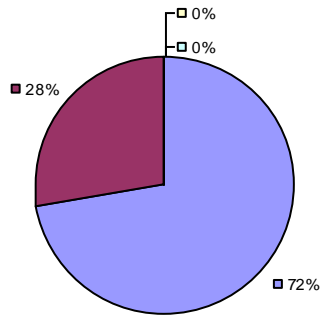


\* Data is suppressed if 100% of teachers/principals received the same rating or if the total teachers/principals in an LEA is less than five.

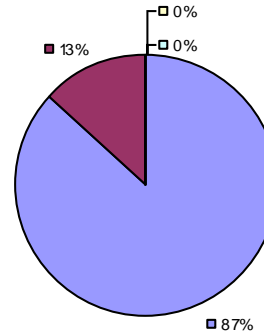
Student Growth



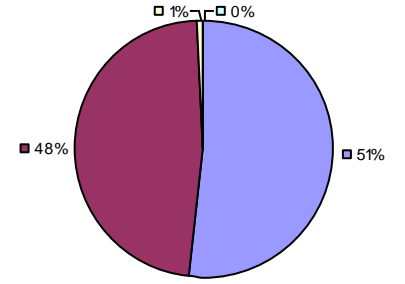
Local Measures



Other Measures



Overall Composite

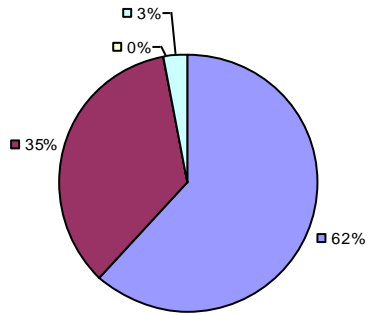


2013-14 PRINCIPAL EVALUATION RESULTS NOT SHOWN DUE TO SUPPRESSION\*

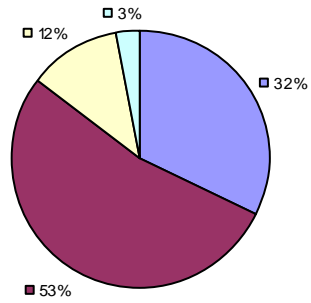
\* Data is suppressed if 100% of teachers/principals received the same rating or if the total teachers/principals in an LEA is less than five.

2013-14 TEACHER EVALUATION RESULTS

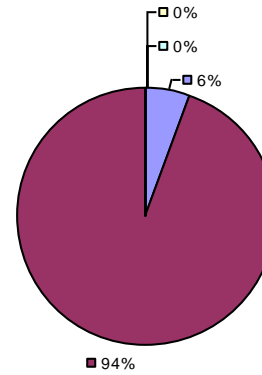
Student Growth



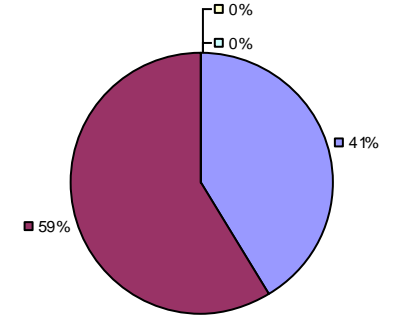
Local Measures



Other Measures



Overall Composite

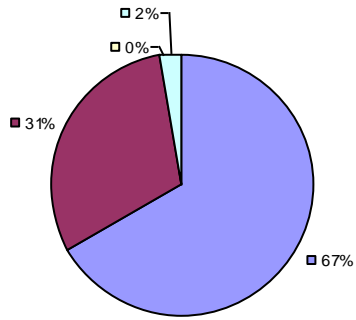


2013-14 PRINCIPAL EVALUATION RESULTS NOT SHOWN DUE TO SUPPRESSION\*

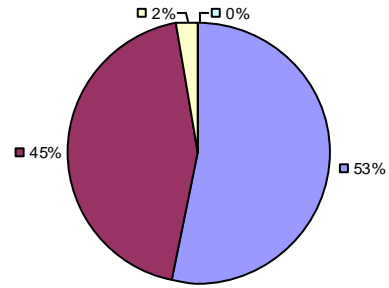
\* Data is suppressed if 100% of teachers/principals received the same rating or if the total teachers/principals in an LEA is less than five.

2013-14 TEACHER EVALUATION RESULTS

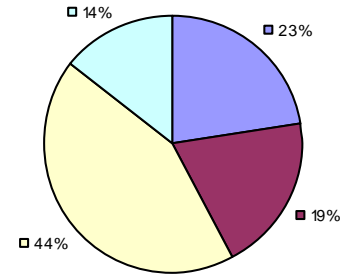
Student Growth



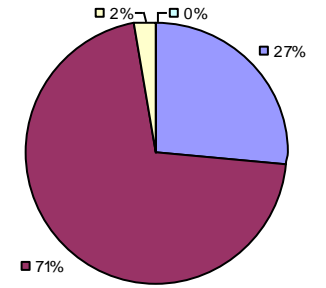
Local Measures



Other Measures



Overall Composite



2013-14 PRINCIPAL EVALUATION RESULTS NOT SHOWN DUE TO SUPPRESSION\*

\* Data is suppressed if 100% of teachers/principals received the same rating or if the total teachers/principals in an LEA is less than five.

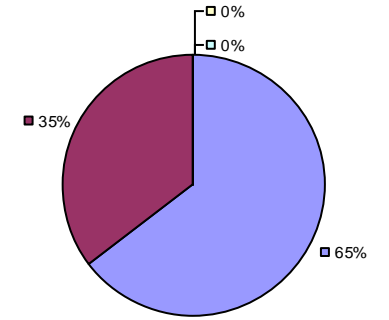
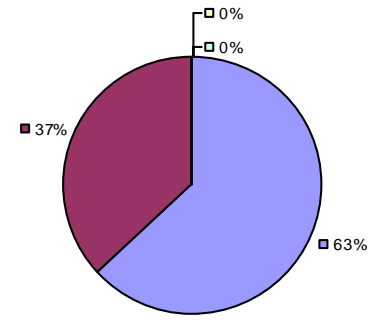
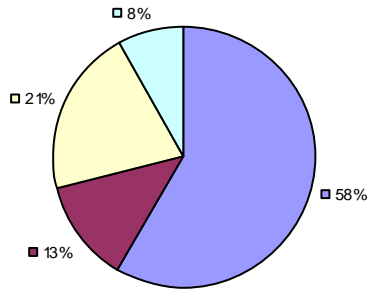
2013-14 TEACHER EVALUATION RESULTS

Student Growth

Local measures results not shown due to suppression\*

Other Measures

Overall Composite



2013-14 PRINCIPAL EVALUATION RESULTS NOT SHOWN DUE TO SUPPRESSION\*

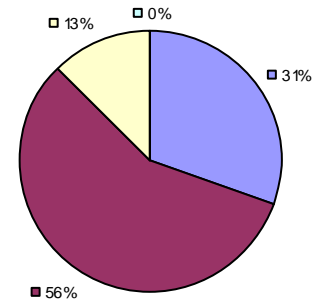
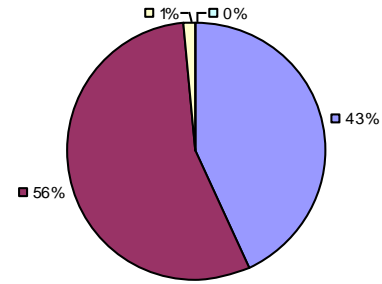
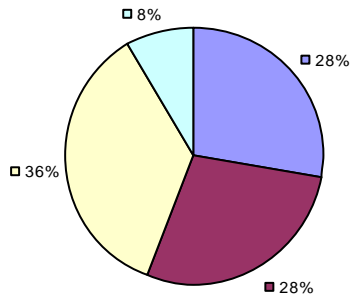
\* Data is suppressed if 100% of teachers/principals received the same rating or if the total teachers/principals in an LEA is less than five.

Student Growth

Local measures results not shown due to suppression\*

Other Measures

Overall Composite

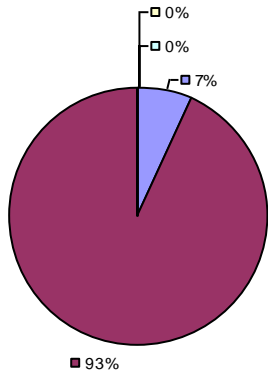


2013-14 PRINCIPAL EVALUATION RESULTS NOT SHOWN DUE TO SUPPRESSION\*

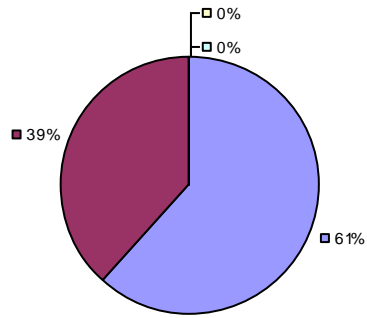
\* Data is suppressed if 100% of teachers/principals received the same rating or if the total teachers/principals in an LEA is less than five.

2013-14 TEACHER EVALUATION RESULTS

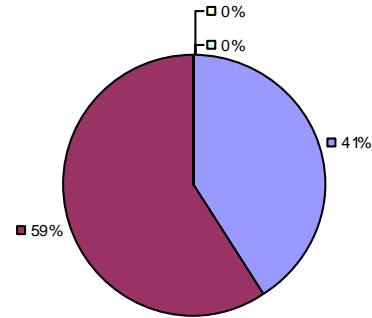
Student Growth



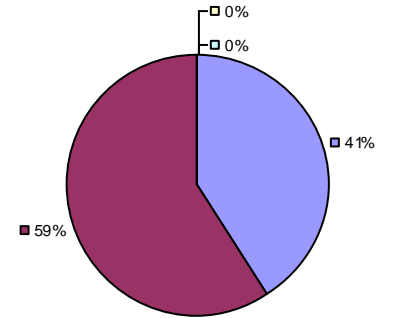
Local Measures



Other Measures



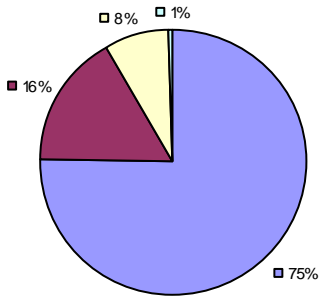
Overall Composite



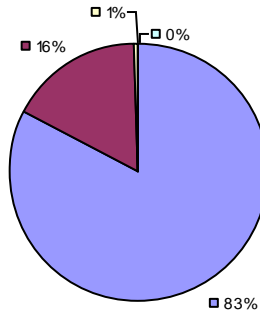
2013-14 PRINCIPAL EVALUATION RESULTS NOT SHOWN DUE TO SUPPRESSION\*

\* Data is suppressed if 100% of teachers/principals received the same rating or if the total teachers/principals in an LEA is less than five.

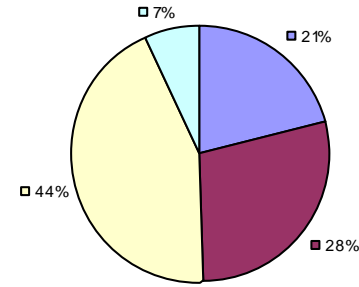
**Student Growth**



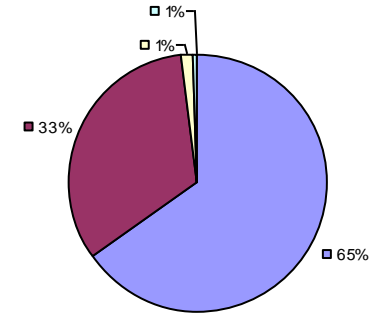
**Local Measures**



**Other Measures**



**Overall Composite**



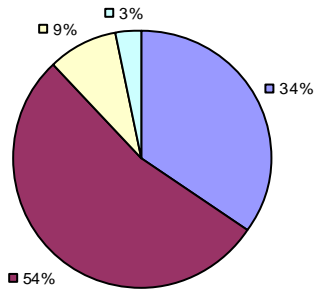
**2013-14 PRINCIPAL EVALUATION RESULTS NOT SHOWN DUE TO SUPPRESSION\***

\* Data is suppressed if 100% of teachers/principals received the same rating or if the total teachers/principals in an LEA is less than five.

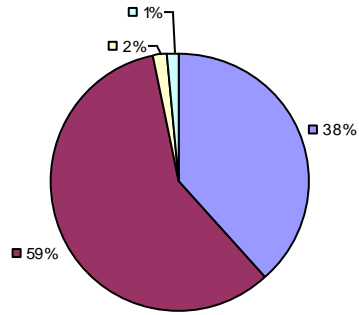


2013-14 TEACHER EVALUATION RESULTS

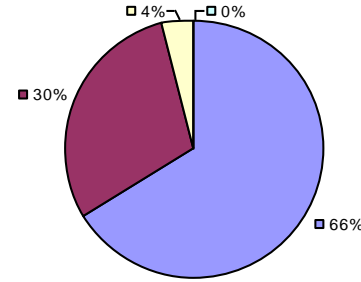
Student Growth



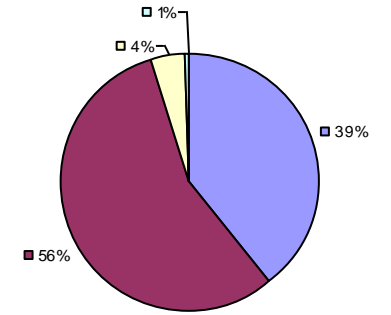
Local Measures



Other Measures



Overall Composite

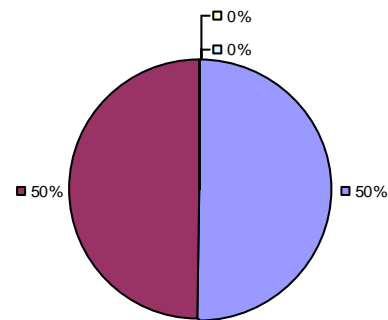


2013-14 PRINCIPAL EVALUATION RESULTS

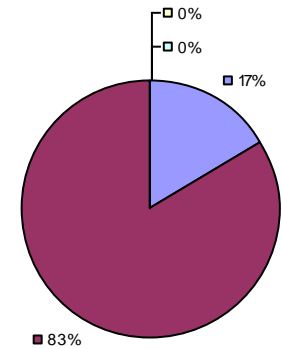
Student growth results not shown due to suppression\*

Local measures results not shown due to suppression\*

Other Measures



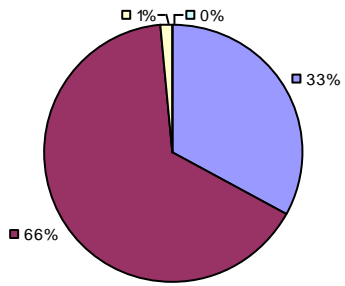
Overall Composite



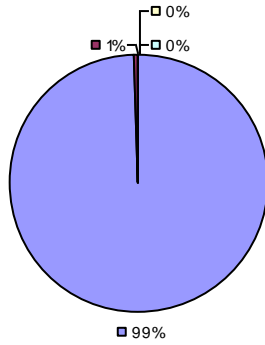
\* Data is suppressed if 100% of teachers/principals received the same rating or if the total teachers/principals in an LEA is less than five.

2013-14 TEACHER EVALUATION RESULTS

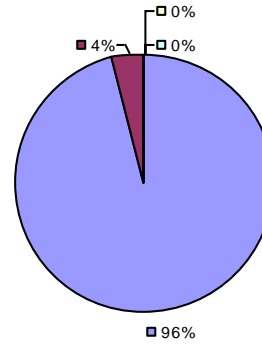
Student Growth



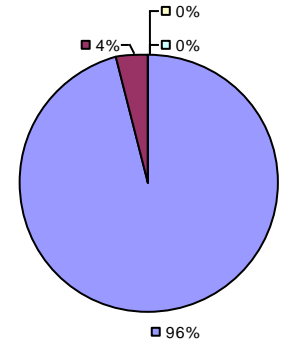
Local Measures



Other Measures



Overall Composite



2013-14 PRINCIPAL EVALUATION RESULTS NOT SHOWN DUE TO SUPPRESSION\*

\* Data is suppressed if 100% of teachers/principals received the same rating or if the total teachers/principals in an LEA is less than five.

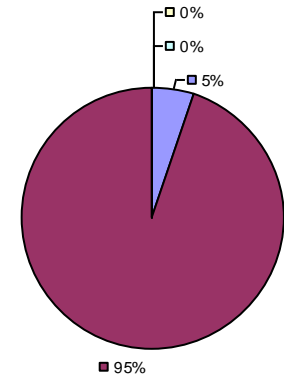
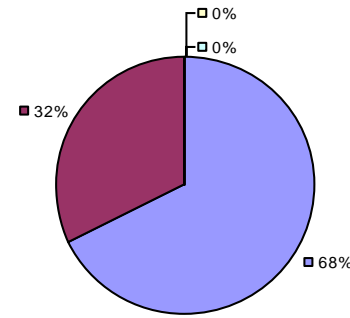
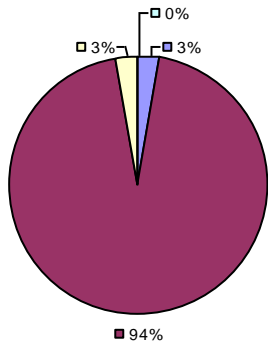
2013-14 TEACHER EVALUATION RESULTS

Student Growth

Local measures results not shown due to suppression\*

Other Measures

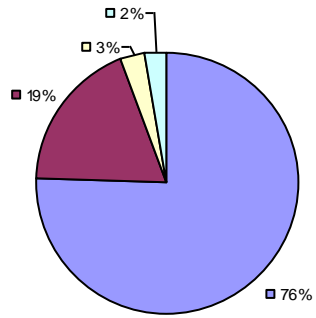
Overall Composite



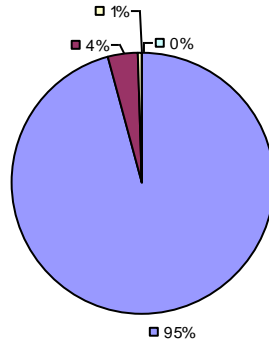
2013-14 PRINCIPAL EVALUATION RESULTS NOT SHOWN DUE TO SUPPRESSION\*

\* Data is suppressed if 100% of teachers/principals received the same rating or if the total teachers/principals in an LEA is less than five.

Student Growth

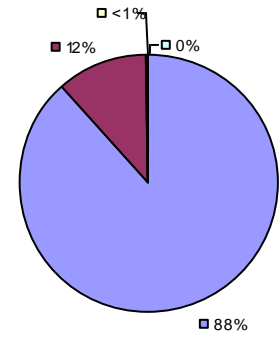


Local Measures



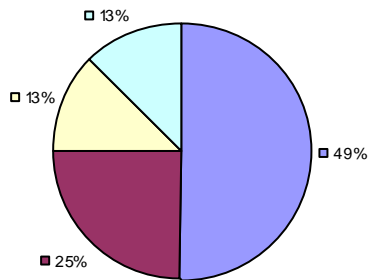
Other measures results not shown due to suppression\*

Overall Composite



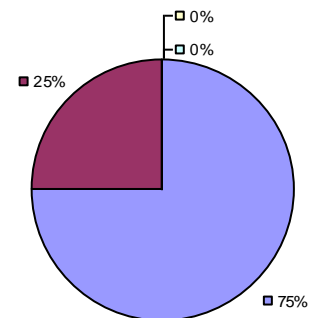
2013-14 PRINCIPAL EVALUATION RESULTS

Student Growth



Local measures results not shown due to suppression\* Other measures results not shown due to suppression\*

Overall Composite



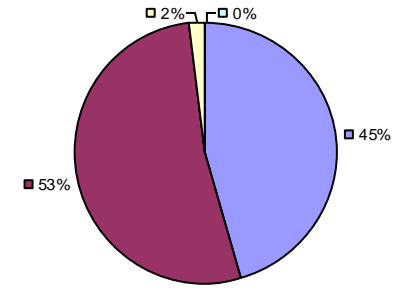
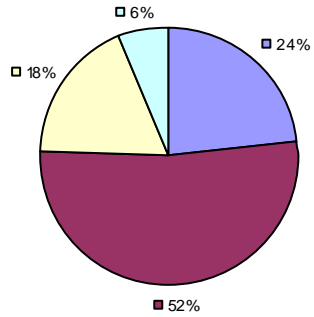
\* Data is suppressed if 100% of teachers/principals received the same rating or if the total teachers/principals in an LEA is less than five.

2013-14 TEACHER EVALUATION RESULTS

Student Growth

Local measures results not shown due to suppression\* Other measures results not shown due to suppression\*

Overall Composite



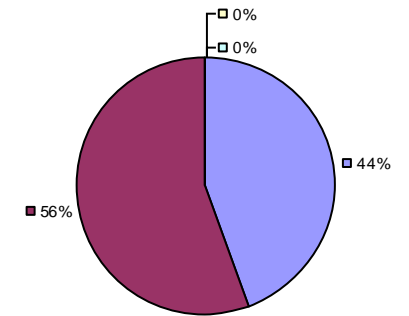
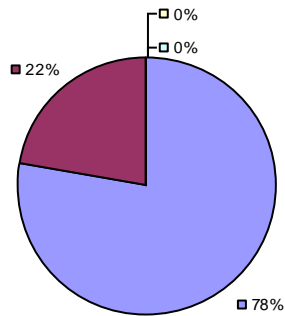
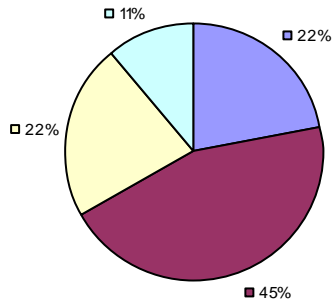
2013-14 PRINCIPAL EVALUATION RESULTS

Student Growth

Local Measures

Other measures results not shown due to suppression\*

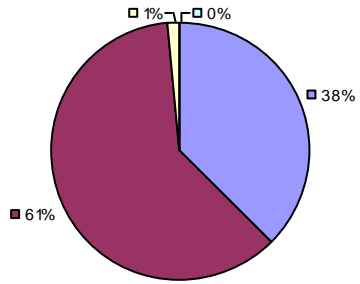
Overall Composite



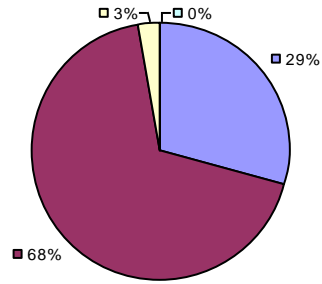
\* Data is suppressed if 100% of teachers/principals received the same rating or if the total teachers/principals in an LEA is less than five.

2013-14 TEACHER EVALUATION RESULTS

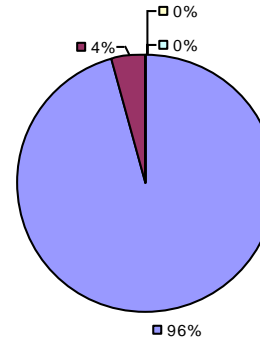
Student Growth



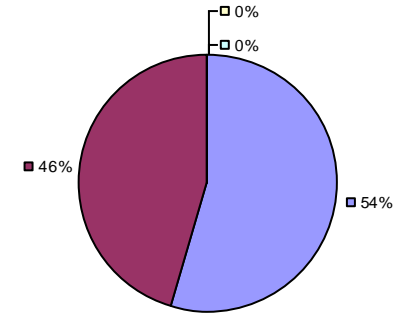
Local Measures



Other Measures



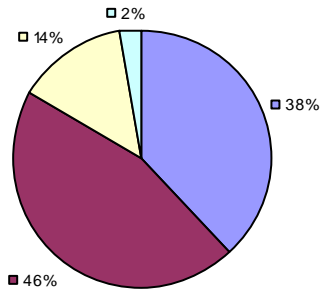
Overall Composite



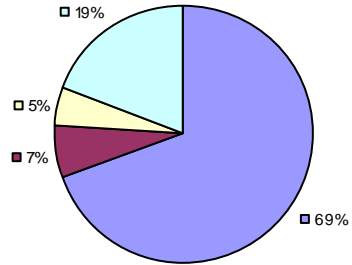
2013-14 PRINCIPAL EVALUATION RESULTS NOT SHOWN DUE TO SUPPRESSION\*

\* Data is suppressed if 100% of teachers/principals received the same rating or if the total teachers/principals in an LEA is less than five.

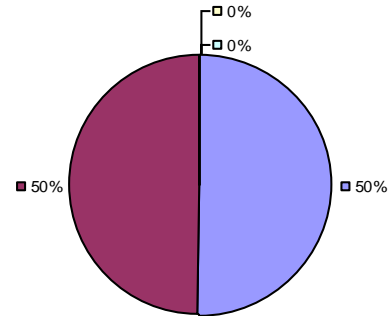
Student Growth



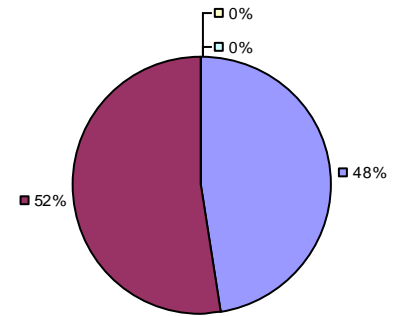
Local Measures



Other Measures



Overall Composite

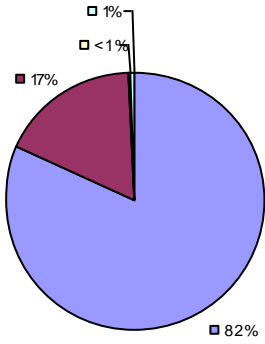


2013-14 PRINCIPAL EVALUATION RESULTS NOT SHOWN DUE TO SUPPRESSION\*

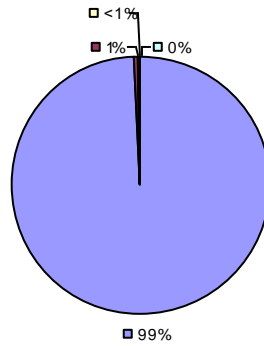
\* Data is suppressed if 100% of teachers/principals received the same rating or if the total teachers/principals in an LEA is less than five.

2013-14 TEACHER EVALUATION RESULTS

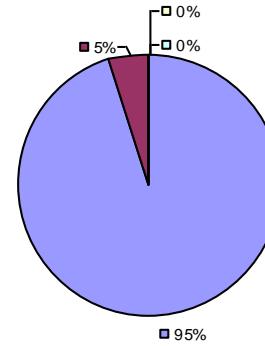
Student Growth



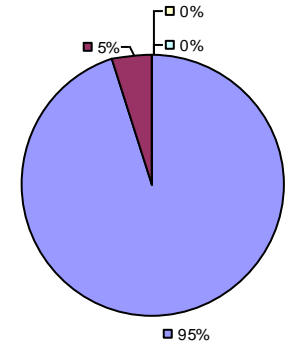
Local Measures



Other Measures

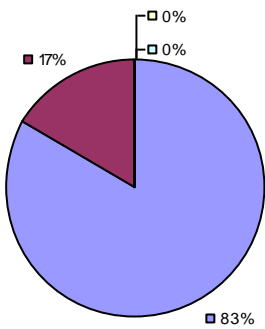


Overall Composite



2013-14 PRINCIPAL EVALUATION RESULTS

Student Growth



Local measures results not shown due to suppression\*

Other measures results not shown due to suppression\*

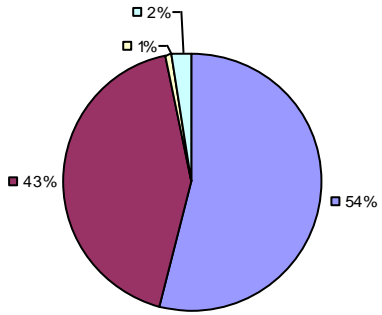
Overall composite not shown due to suppression\*

\* Data is suppressed if 100% of teachers/principals received the same rating or if the total teachers/principals in an LEA is less than five.

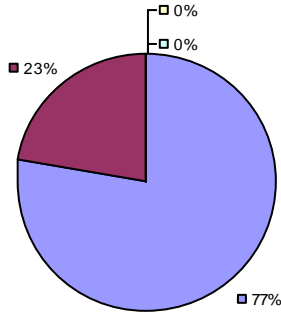


2013-14 TEACHER EVALUATION RESULTS

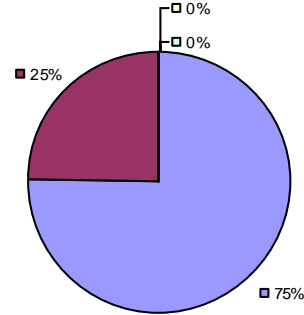
Student Growth



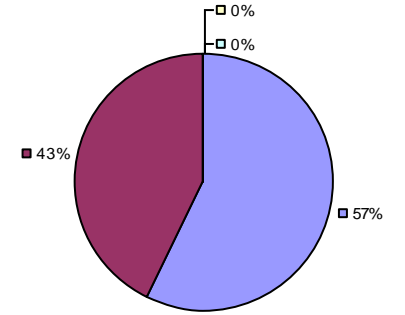
Local Measures



Other Measures



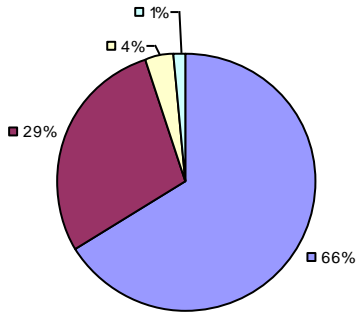
Overall Composite



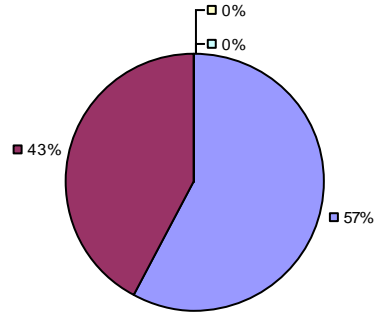
2013-14 PRINCIPAL EVALUATION RESULTS NOT SHOWN DUE TO SUPPRESSION\*

\* Data is suppressed if 100% of teachers/principals received the same rating or if the total teachers/principals in an LEA is less than five.

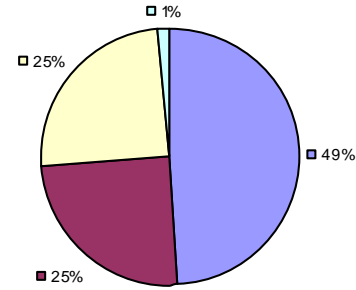
Student Growth



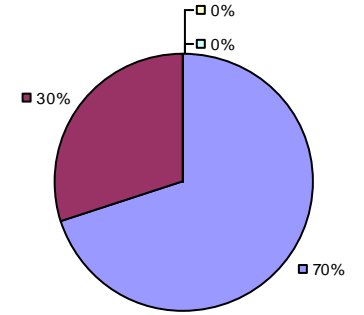
Local Measures



Other Measures

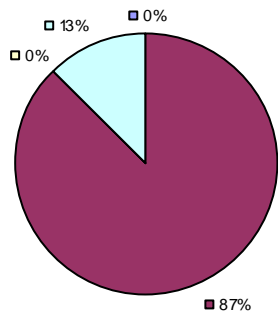


Overall Composite

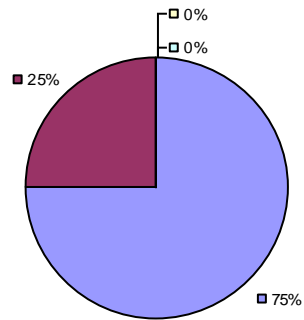


2013-14 PRINCIPAL EVALUATION RESULTS

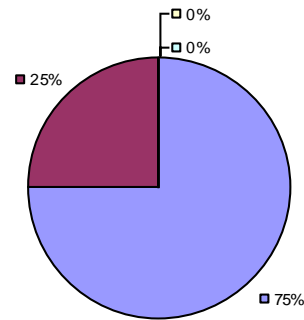
Student Growth



Local Measures



Other Measures

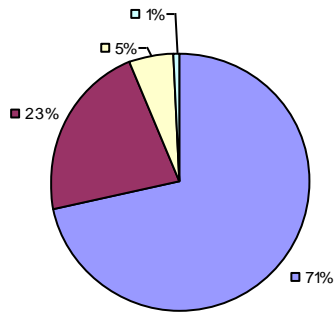


Overall composite not shown due to suppression\*

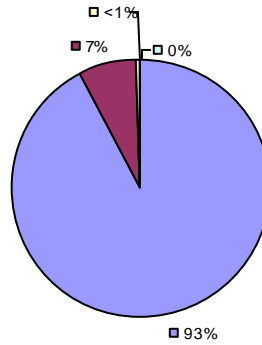
\* Data is suppressed if 100% of teachers/principals received the same rating or if the total teachers/principals in an LEA is less than five.

2013-14 TEACHER EVALUATION RESULTS

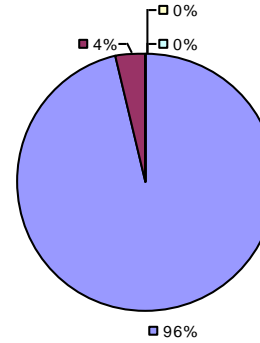
Student Growth



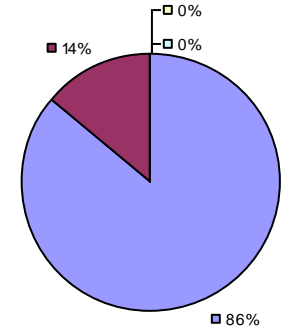
Local Measures



Other Measures



Overall Composite

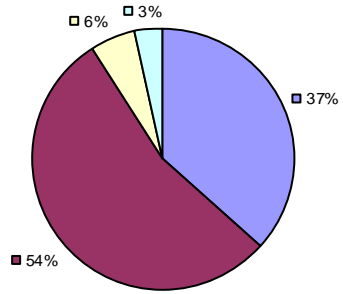


2013-14 PRINCIPAL EVALUATION RESULTS NOT SHOWN DUE TO SUPPRESSION\*

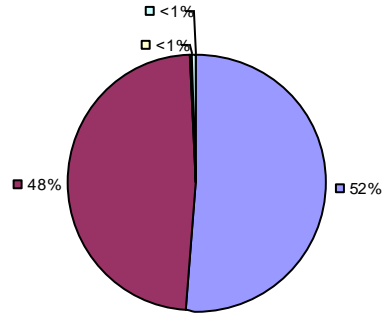
\* Data is suppressed if 100% of teachers/principals received the same rating or if the total teachers/principals in an LEA is less than five.

2013-14 TEACHER EVALUATION RESULTS

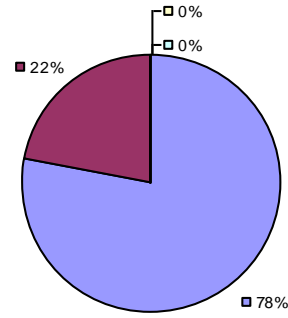
Student Growth



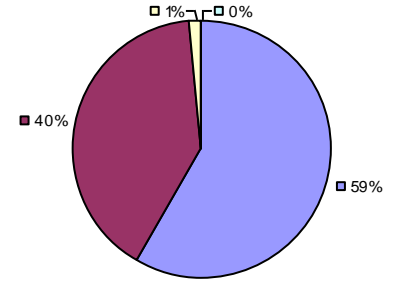
Local Measures



Other Measures

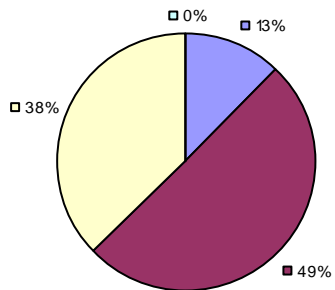


Overall Composite

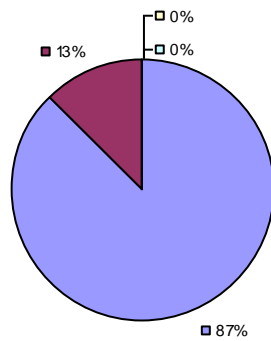


2013-14 PRINCIPAL EVALUATION RESULTS

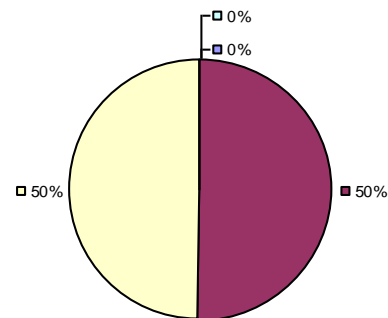
Student Growth



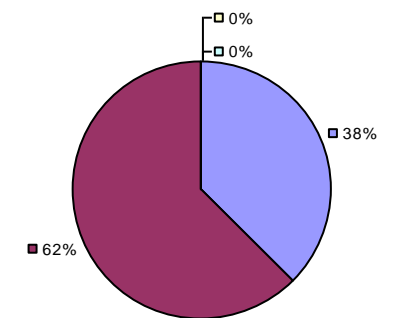
Local Measures



Other Measures

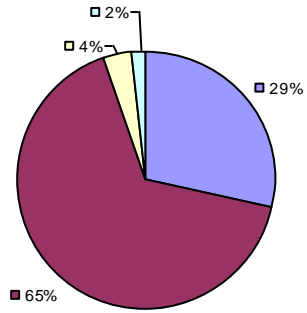


Overall Composite

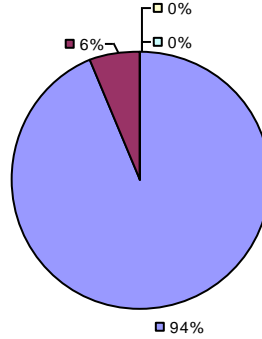


\* Data is suppressed if 100% of teachers/principals received the same rating or if the total teachers/principals in an LEA is less than five.

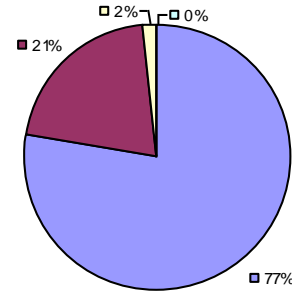
Student Growth



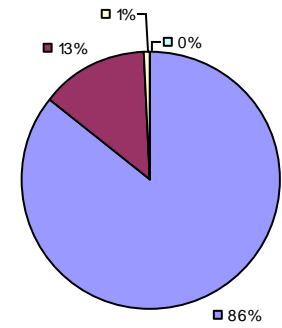
Local Measures



Other Measures



Overall Composite

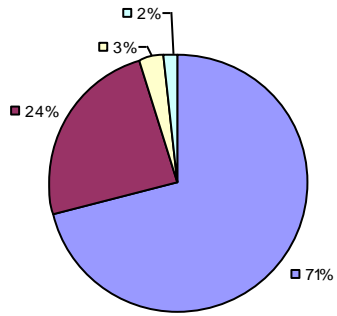


2013-14 PRINCIPAL EVALUATION RESULTS NOT SHOWN DUE TO SUPPRESSION\*

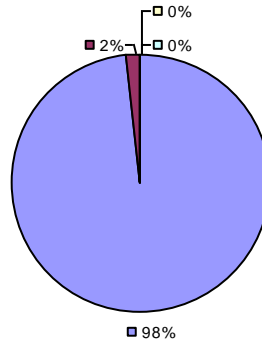
\* Data is suppressed if 100% of teachers/principals received the same rating or if the total teachers/principals in an LEA is less than five.

2013-14 TEACHER EVALUATION RESULTS

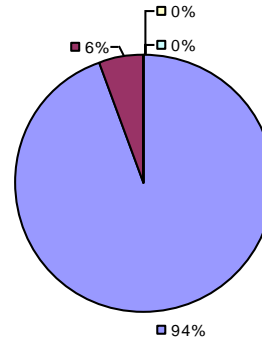
Student Growth



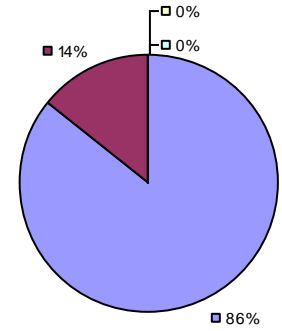
Local Measures



Other Measures



Overall Composite



2013-14 PRINCIPAL EVALUATION RESULTS NOT SHOWN DUE TO SUPPRESSION\*

\* Data is suppressed if 100% of teachers/principals received the same rating or if the total teachers/principals in an LEA is less than five.

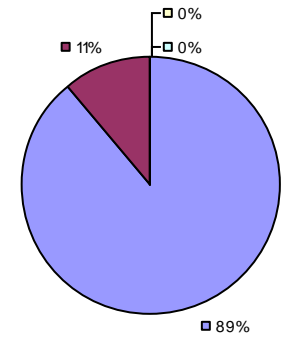
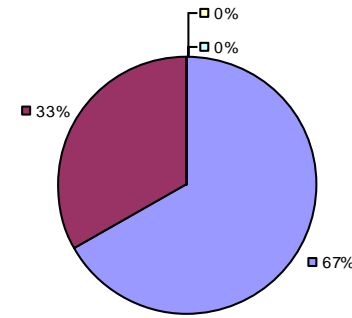
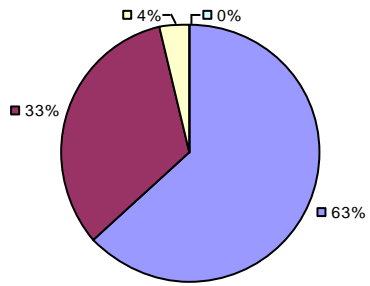
2013-14 TEACHER EVALUATION RESULTS

Student Growth

Local measures results not shown due to suppression\*

Other Measures

Overall Composite

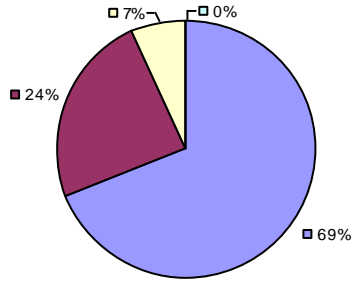


2013-14 PRINCIPAL EVALUATION RESULTS NOT SHOWN DUE TO SUPPRESSION\*

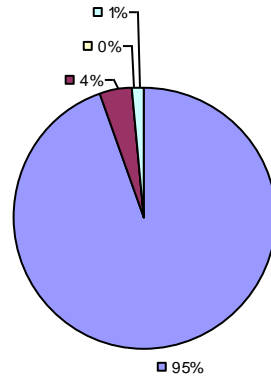
\* Data is suppressed if 100% of teachers/principals received the same rating or if the total teachers/principals in an LEA is less than five.

2013-14 TEACHER EVALUATION RESULTS

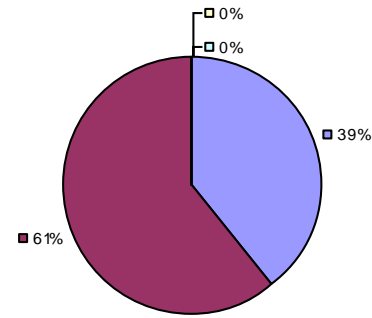
Student Growth



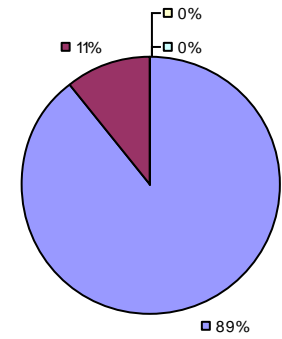
Local Measures



Other Measures



Overall Composite



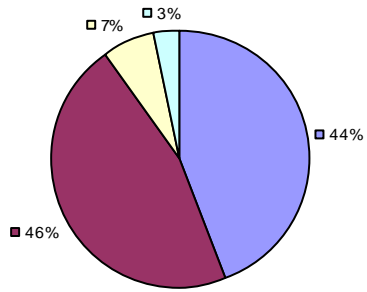
2013-14 PRINCIPAL EVALUATION RESULTS NOT SHOWN DUE TO SUPPRESSION\*

\* Data is suppressed if 100% of teachers/principals received the same rating or if the total teachers/principals in an LEA is less than five.

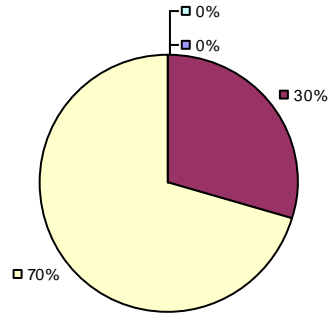


2013-14 TEACHER EVALUATION RESULTS

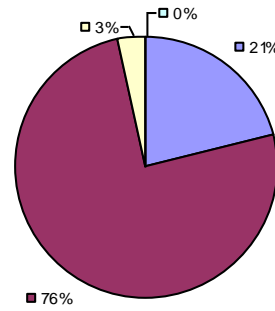
Student Growth



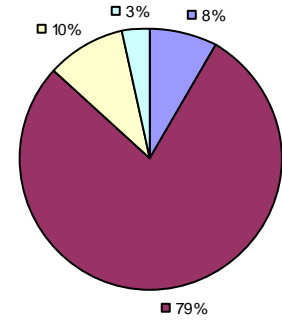
Local Measures



Other Measures



Overall Composite



2013-14 PRINCIPAL EVALUATION RESULTS NOT SHOWN DUE TO SUPPRESSION\*

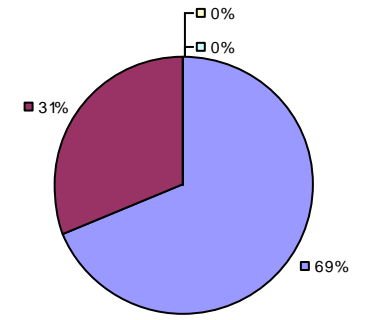
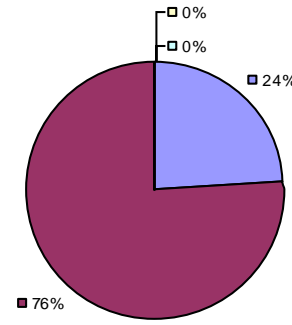
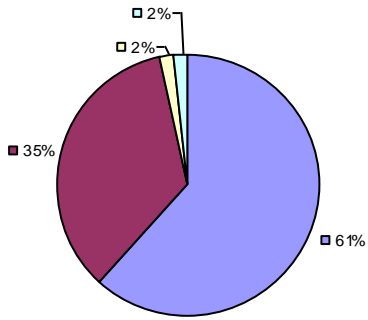
\* Data is suppressed if 100% of teachers/principals received the same rating or if the total teachers/principals in an LEA is less than five.

Student Growth

Local measures results not shown due to suppression\*

Other Measures

Overall Composite

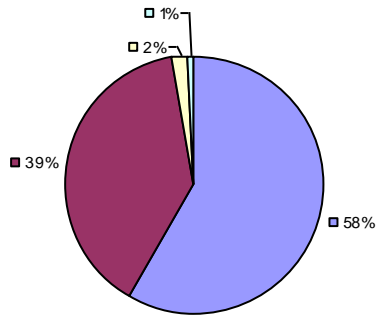


2013-14 PRINCIPAL EVALUATION RESULTS NOT SHOWN DUE TO SUPPRESSION\*

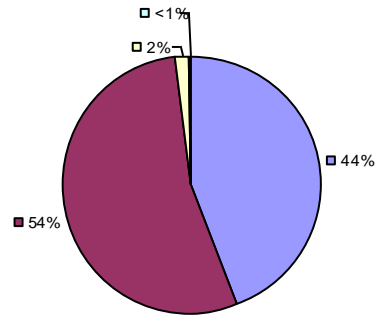
\* Data is suppressed if 100% of teachers/principals received the same rating or if the total teachers/principals in an LEA is less than five.

2013-14 TEACHER EVALUATION RESULTS

Student Growth

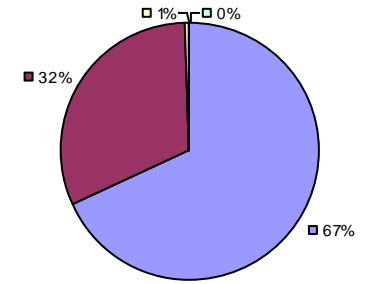


Local Measures



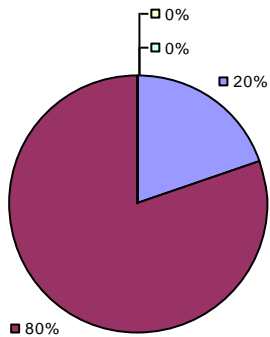
Other measures results not shown due to suppression\*

Overall Composite

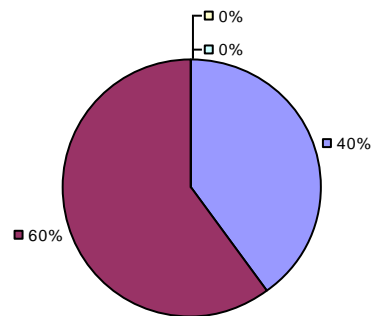


2013-14 PRINCIPAL EVALUATION RESULTS

Student Growth

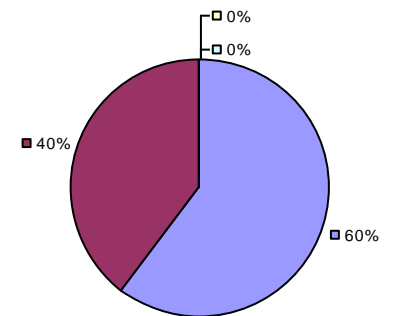


Local Measures



Other measures results not shown due to suppression\*

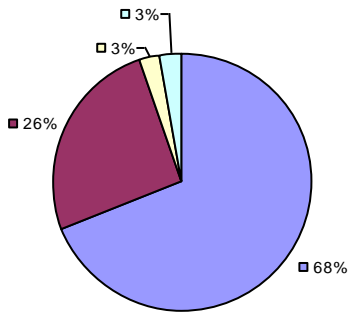
Overall Composite



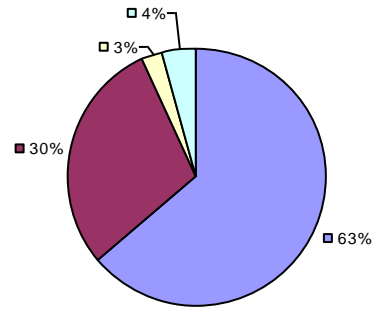
\* Data is suppressed if 100% of teachers/principals received the same rating or if the total teachers/principals in an LEA is less than five.

2013-14 TEACHER EVALUATION RESULTS

Student Growth

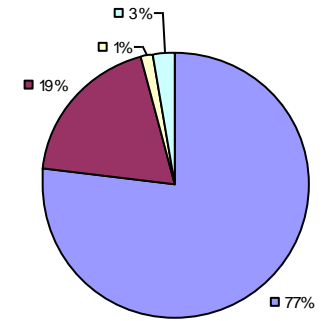


Local Measures



Other measures results not shown due to suppression\*

Overall Composite

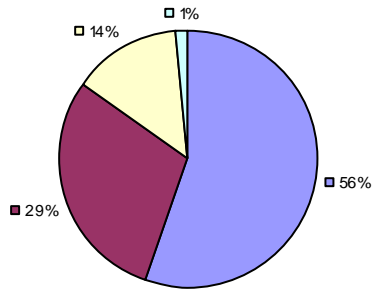


2013-14 PRINCIPAL EVALUATION RESULTS NOT SHOWN DUE TO SUPPRESSION\*

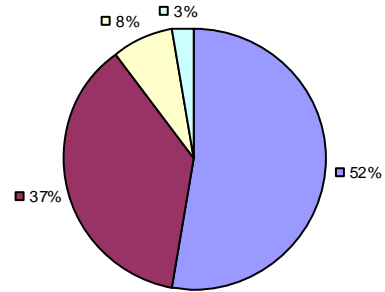
\* Data is suppressed if 100% of teachers/principals received the same rating or if the total teachers/principals in an LEA is less than five.

2013-14 TEACHER EVALUATION RESULTS

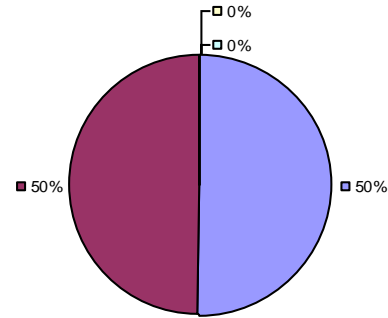
Student Growth



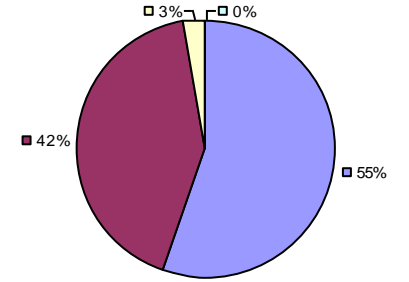
Local Measures



Other Measures



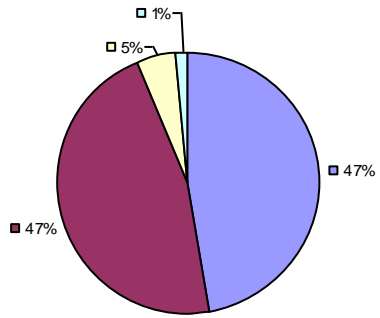
Overall Composite



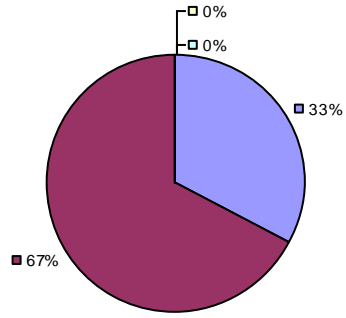
2013-14 PRINCIPAL EVALUATION RESULTS NOT SHOWN DUE TO SUPPRESSION\*

\* Data is suppressed if 100% of teachers/principals received the same rating or if the total teachers/principals in an LEA is less than five.

Student Growth

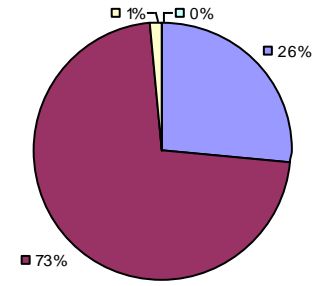


Local Measures



Other measures results not shown due to suppression\*

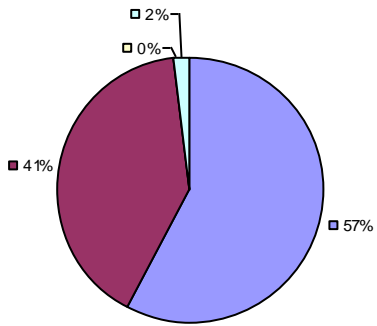
Overall Composite



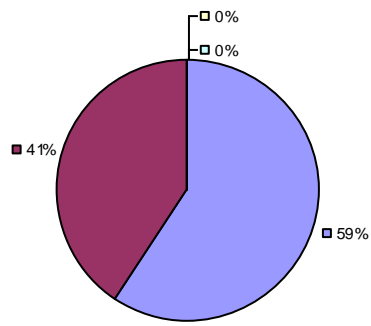
2013-14 PRINCIPAL EVALUATION RESULTS NOT SHOWN DUE TO SUPPRESSION\*

\* Data is suppressed if 100% of teachers/principals received the same rating or if the total teachers/principals in an LEA is less than five.

Student Growth

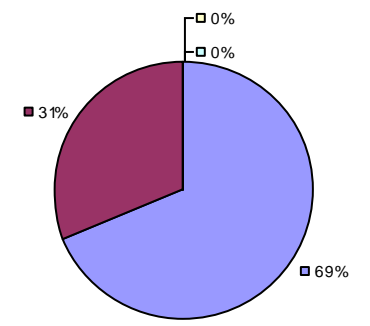


Local Measures



Other measures results not shown due to suppression\*

Overall Composite

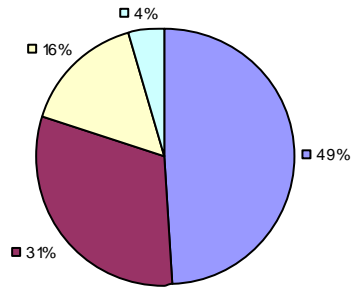


2013-14 PRINCIPAL EVALUATION RESULTS NOT SHOWN DUE TO SUPPRESSION\*

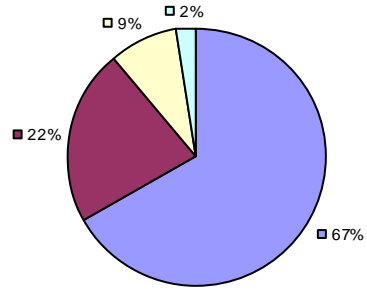
\* Data is suppressed if 100% of teachers/principals received the same rating or if the total teachers/principals in an LEA is less than five.

2013-14 TEACHER EVALUATION RESULTS

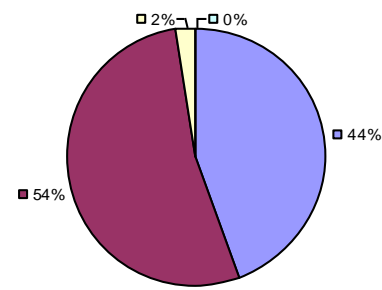
Student Growth



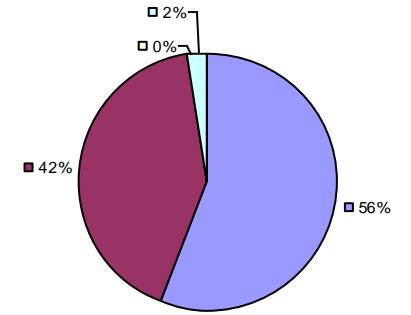
Local Measures



Other Measures



Overall Composite

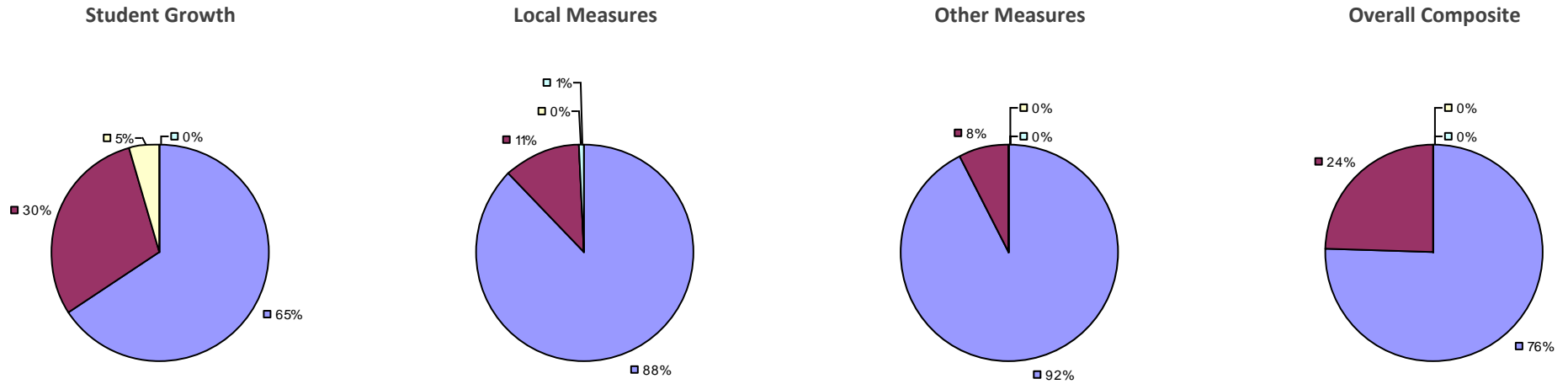


2013-14 PRINCIPAL EVALUATION RESULTS NOT SHOWN DUE TO SUPPRESSION\*

\* Data is suppressed if 100% of teachers/principals received the same rating or if the total teachers/principals in an LEA is less than five.



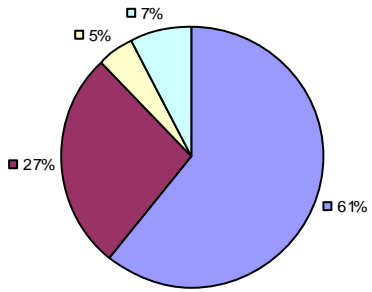
2013-14 TEACHER EVALUATION RESULTS



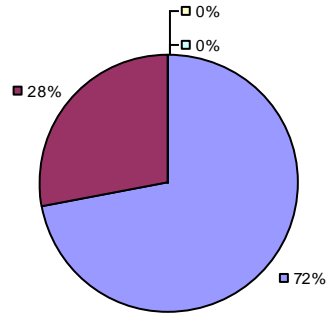
2013-14 PRINCIPAL EVALUATION RESULTS NOT SHOWN DUE TO SUPPRESSION\*

\* Data is suppressed if 100% of teachers/principals received the same rating or if the total teachers/principals in an LEA is less than five.

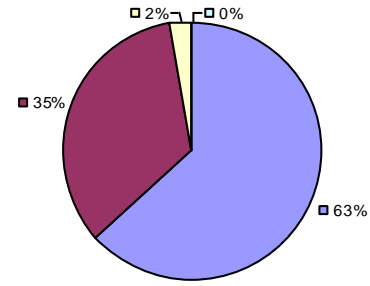
Student Growth



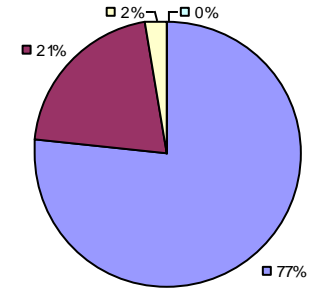
Local Measures



Other Measures



Overall Composite

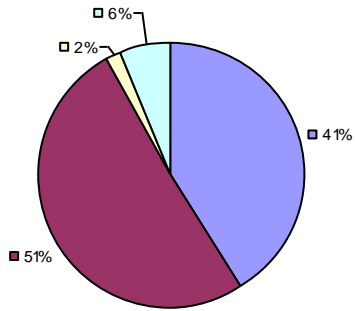


2013-14 PRINCIPAL EVALUATION RESULTS NOT SHOWN DUE TO SUPPRESSION\*

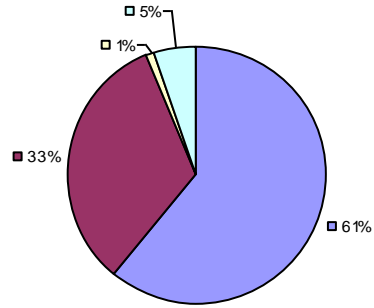
\* Data is suppressed if 100% of teachers/principals received the same rating or if the total teachers/principals in an LEA is less than five.

2013-14 TEACHER EVALUATION RESULTS

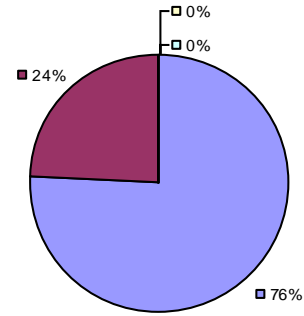
Student Growth



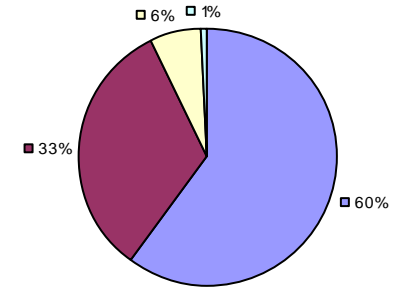
Local Measures



Other Measures



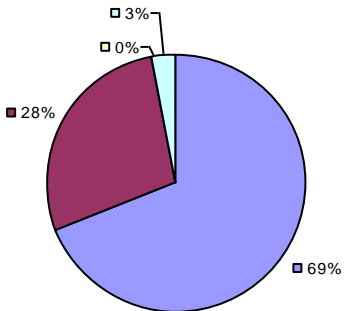
Overall Composite



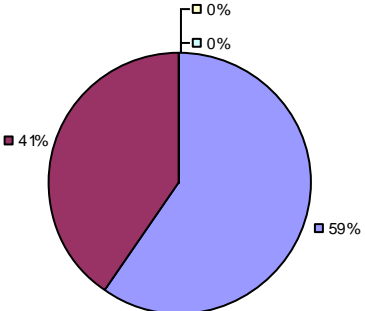
2013-14 PRINCIPAL EVALUATION RESULTS NOT SHOWN DUE TO SUPPRESSION\*

\* Data is suppressed if 100% of teachers/principals received the same rating or if the total teachers/principals in an LEA is less than five.

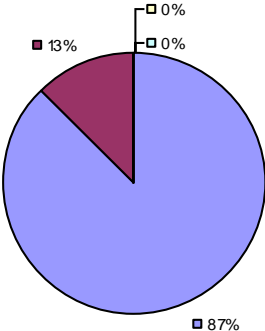
Student Growth



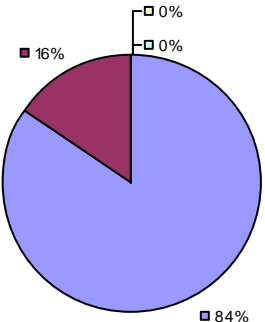
Local Measures



Other Measures



Overall Composite

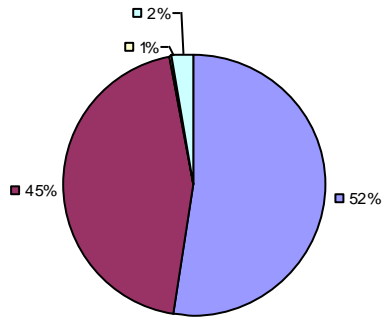


2013-14 PRINCIPAL EVALUATION RESULTS NOT SHOWN DUE TO SUPPRESSION\*

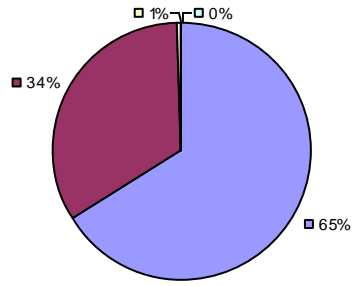
\* Data is suppressed if 100% of teachers/principals received the same rating or if the total teachers/principals in an LEA is less than five.

2013-14 TEACHER EVALUATION RESULTS

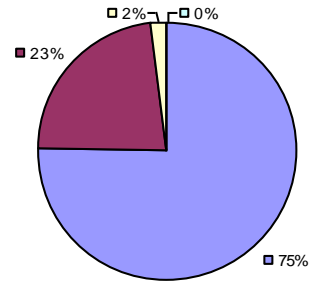
Student Growth



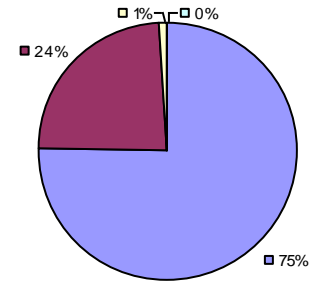
Local Measures



Other Measures



Overall Composite

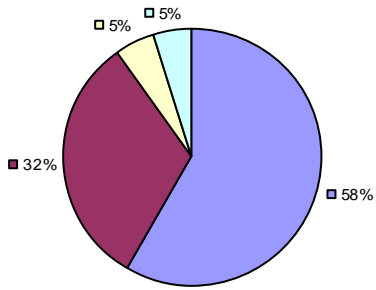


2013-14 PRINCIPAL EVALUATION RESULTS NOT SHOWN DUE TO SUPPRESSION\*

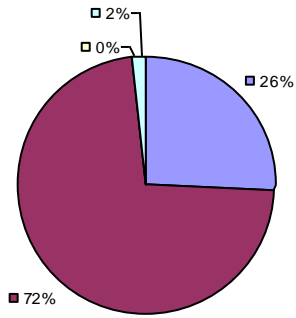
\* Data is suppressed if 100% of teachers/principals received the same rating or if the total teachers/principals in an LEA is less than five.

**2013-14 TEACHER EVALUATION RESULTS**

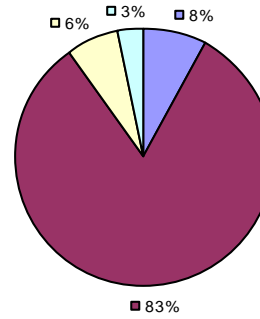
**Student Growth**



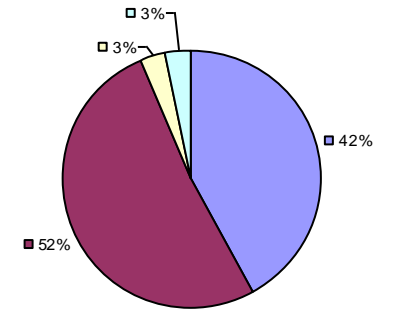
**Local Measures**



**Other Measures**



**Overall Composite**



**2013-14 PRINCIPAL EVALUATION RESULTS NOT SHOWN DUE TO SUPPRESSION\***

\* Data is suppressed if 100% of teachers/principals received the same rating or if the total teachers/principals in an LEA is less than five.

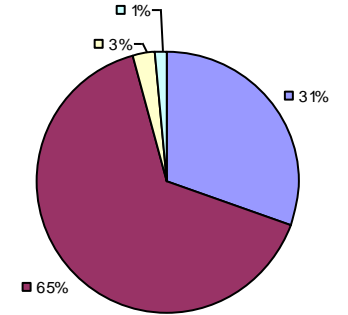
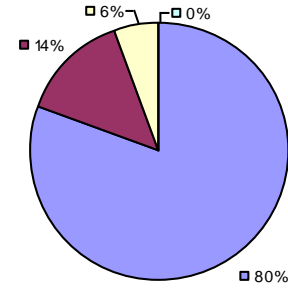
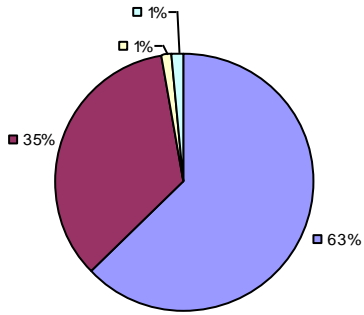
2013-14 TEACHER EVALUATION RESULTS

Student Growth

Local measures results not shown due to suppression\*

Other Measures

Overall Composite

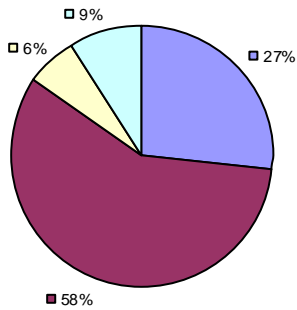


2013-14 PRINCIPAL EVALUATION RESULTS NOT SHOWN DUE TO SUPPRESSION\*

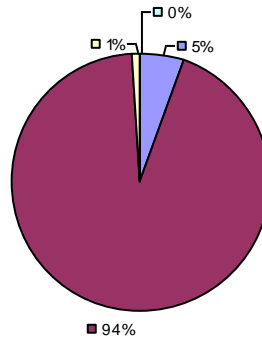
\* Data is suppressed if 100% of teachers/principals received the same rating or if the total teachers/principals in an LEA is less than five.

2013-14 TEACHER EVALUATION RESULTS

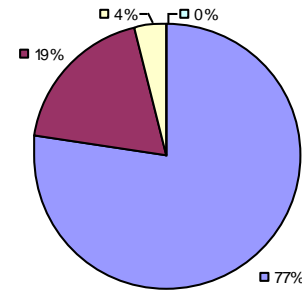
Student Growth



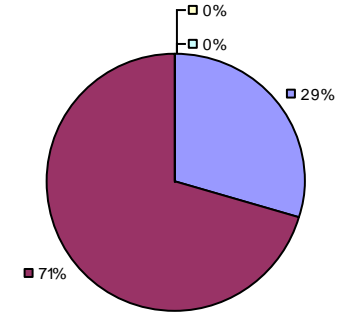
Local Measures



Other Measures

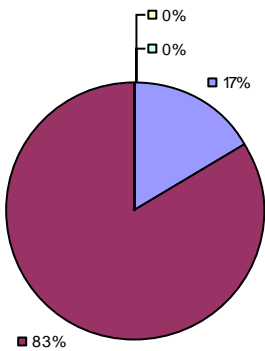


Overall Composite



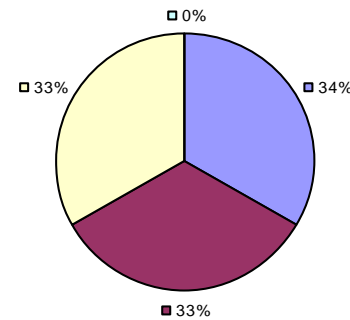
2013-14 PRINCIPAL EVALUATION RESULTS

Student Growth



Local measures results not shown due to suppression\*

Other Measures



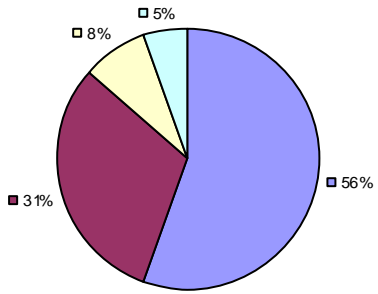
Overall composite not shown due to suppression\*

\* Data is suppressed if 100% of teachers/principals received the same rating or if the total teachers/principals in an LEA is less than five.

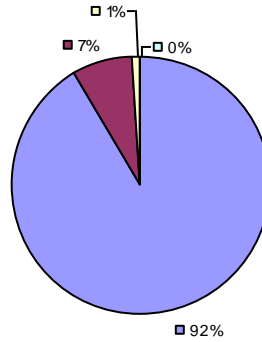


2013-14 TEACHER EVALUATION RESULTS

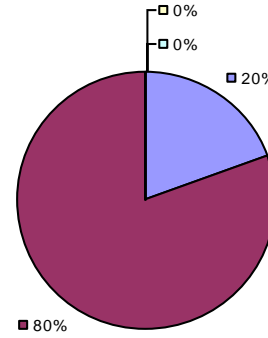
Student Growth



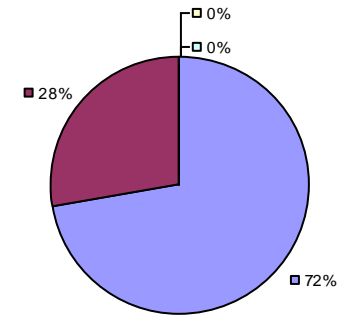
Local Measures



Other Measures



Overall Composite

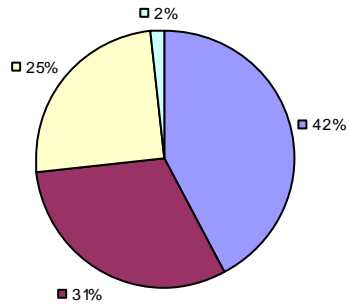


2013-14 PRINCIPAL EVALUATION RESULTS NOT SHOWN DUE TO SUPPRESSION\*

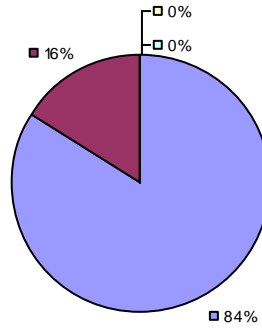
\* Data is suppressed if 100% of teachers/principals received the same rating or if the total teachers/principals in an LEA is less than five.

2013-14 TEACHER EVALUATION RESULTS

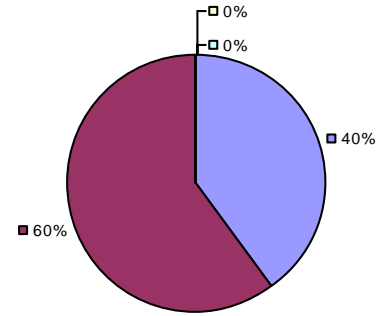
Student Growth



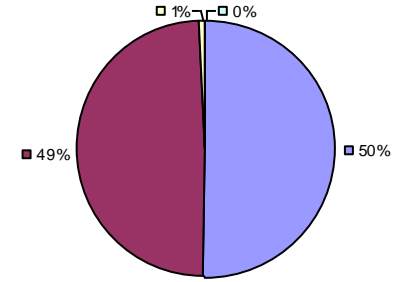
Local Measures



Other Measures



Overall Composite



2013-14 PRINCIPAL EVALUATION RESULTS NOT SHOWN DUE TO SUPPRESSION\*

\* Data is suppressed if 100% of teachers/principals received the same rating or if the total teachers/principals in an LEA is less than five.

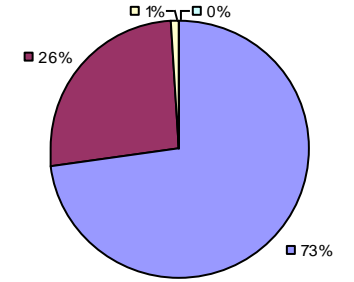
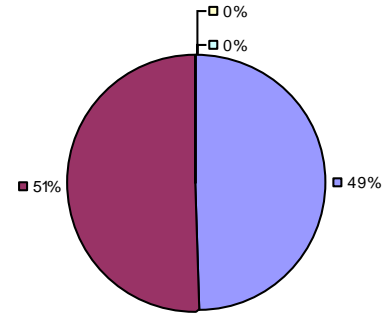
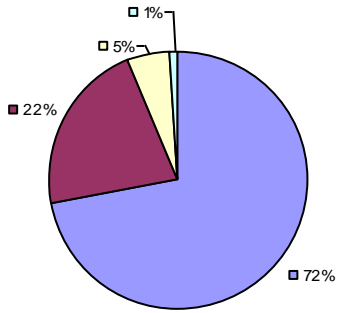
2013-14 TEACHER EVALUATION RESULTS

Student Growth

Local measures results not shown due to suppression\*

Other Measures

Overall Composite

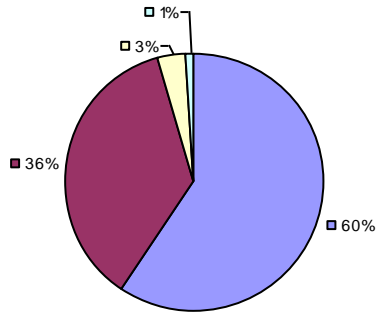


2013-14 PRINCIPAL EVALUATION RESULTS NOT SHOWN DUE TO SUPPRESSION\*

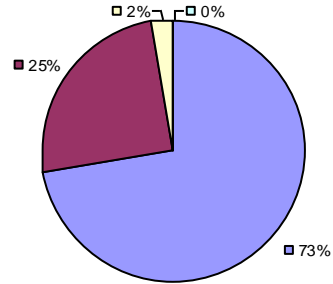
\* Data is suppressed if 100% of teachers/principals received the same rating or if the total teachers/principals in an LEA is less than five.

2013-14 TEACHER EVALUATION RESULTS

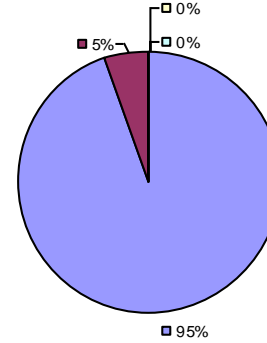
Student Growth



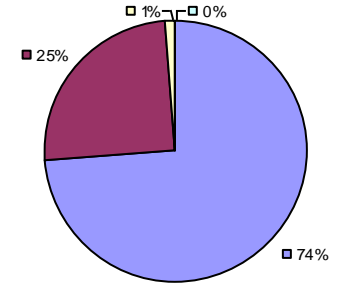
Local Measures



Other Measures



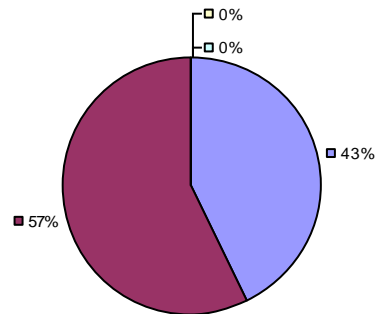
Overall Composite



2013-14 PRINCIPAL EVALUATION RESULTS

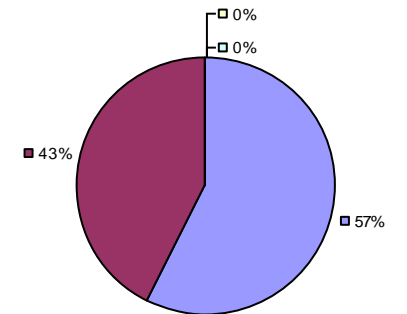
Student growth results not shown due to suppression\*

Local Measures



Other measures results not shown due to suppression\*

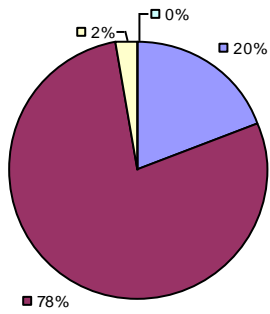
Overall Composite



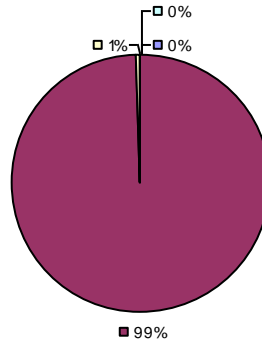
\* Data is suppressed if 100% of teachers/principals received the same rating or if the total teachers/principals in an LEA is less than five.

2013-14 TEACHER EVALUATION RESULTS

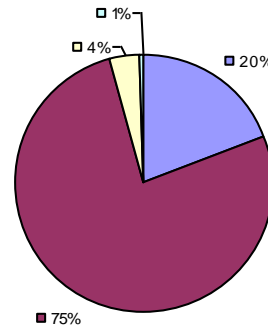
Student Growth



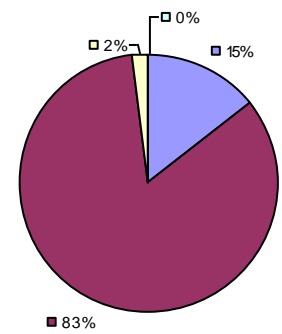
Local Measures



Other Measures



Overall Composite

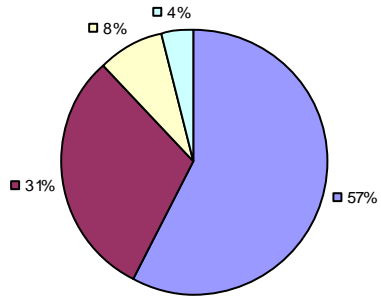


2013-14 PRINCIPAL EVALUATION RESULTS NOT SHOWN DUE TO SUPPRESSION\*

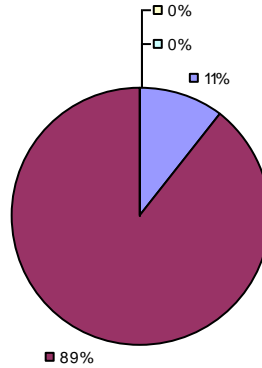
\* Data is suppressed if 100% of teachers/principals received the same rating or if the total teachers/principals in an LEA is less than five.

2013-14 TEACHER EVALUATION RESULTS

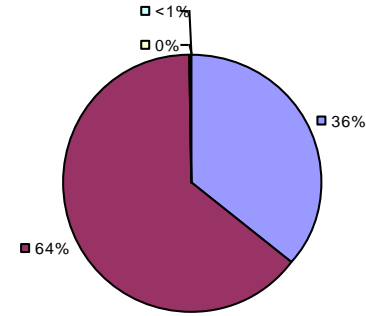
Student Growth



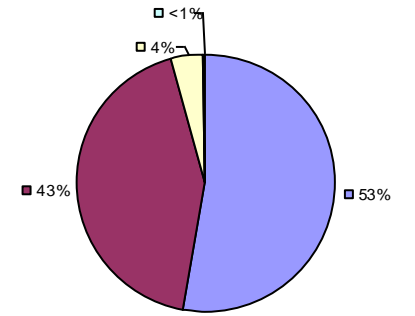
Local Measures



Other Measures

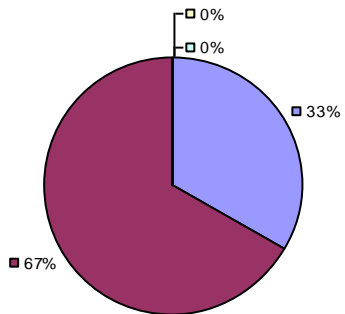


Overall Composite

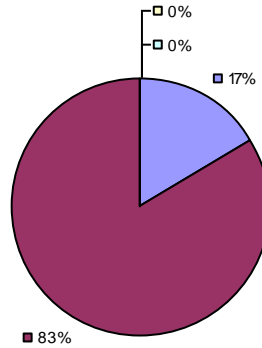


2013-14 PRINCIPAL EVALUATION RESULTS

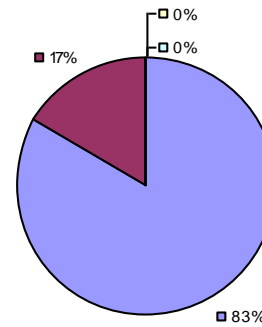
Student Growth



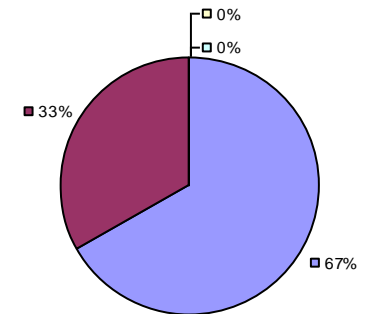
Local Measures



Other Measures



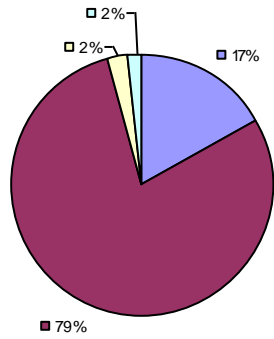
Overall Composite



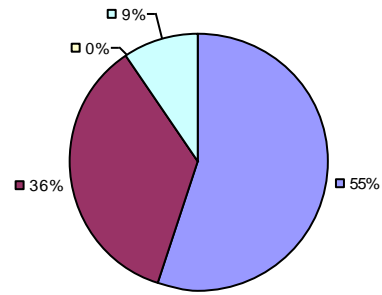
\* Data is suppressed if 100% of teachers/principals received the same rating or if the total teachers/principals in an LEA is less than five.

2013-14 TEACHER EVALUATION RESULTS

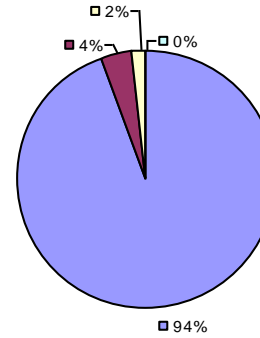
Student Growth



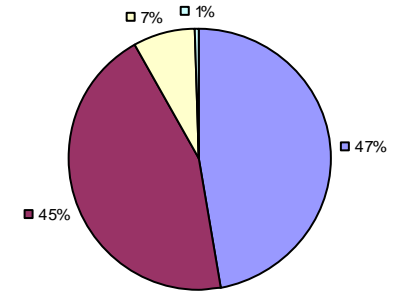
Local Measures



Other Measures



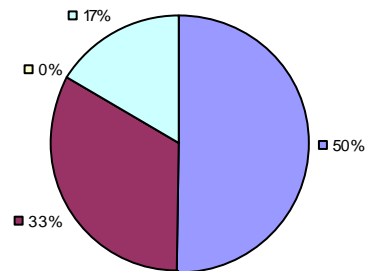
Overall Composite



2013-14 PRINCIPAL EVALUATION RESULTS

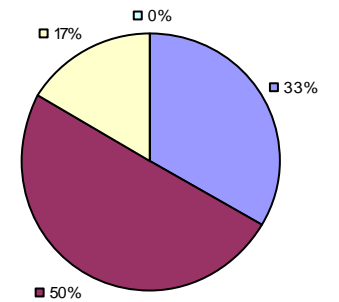
Student growth results not shown due to suppression\*

Local Measures



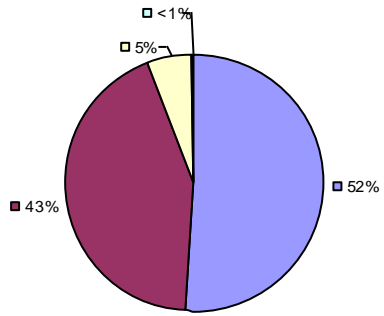
Other measures results not shown due to suppression\*

Overall Composite

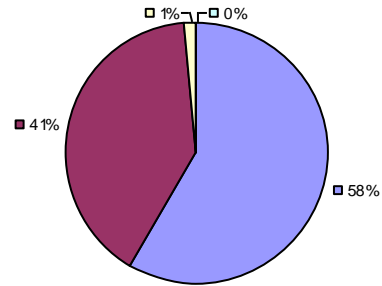


\* Data is suppressed if 100% of teachers/principals received the same rating or if the total teachers/principals in an LEA is less than five.

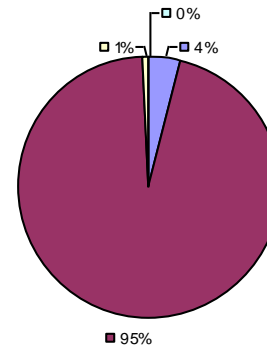
Student Growth



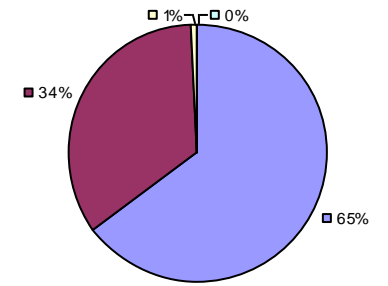
Local Measures



Other Measures



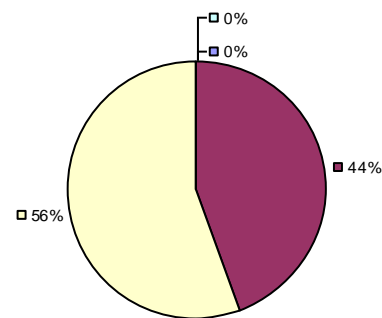
Overall Composite



2013-14 PRINCIPAL EVALUATION RESULTS

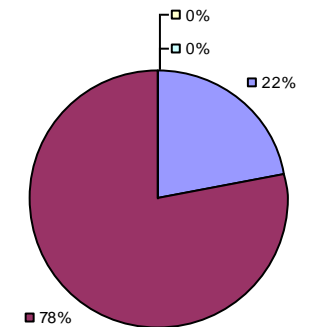
Student growth results not shown due to suppression\*

Local Measures



Other measures results not shown due to suppression\*

Overall Composite

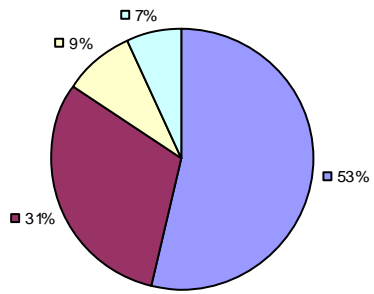


\* Data is suppressed if 100% of teachers/principals received the same rating or if the total teachers/principals in an LEA is less than five.

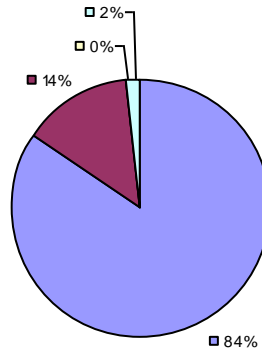


2013-14 TEACHER EVALUATION RESULTS

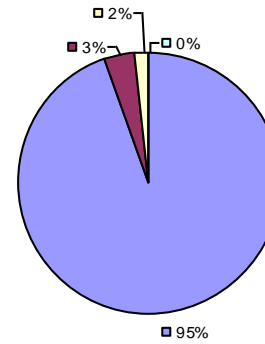
Student Growth



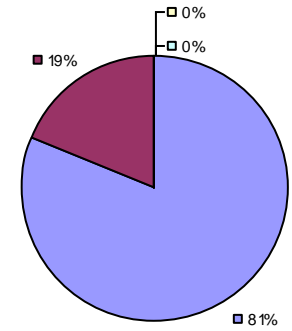
Local Measures



Other Measures



Overall Composite

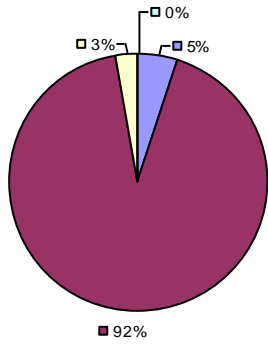


2013-14 PRINCIPAL EVALUATION RESULTS NOT SHOWN DUE TO SUPPRESSION\*

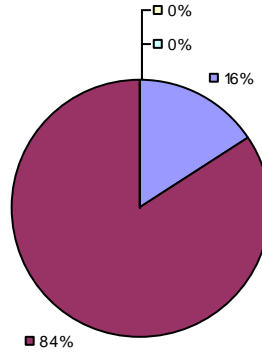
\* Data is suppressed if 100% of teachers/principals received the same rating or if the total teachers/principals in an LEA is less than five.

2013-14 TEACHER EVALUATION RESULTS

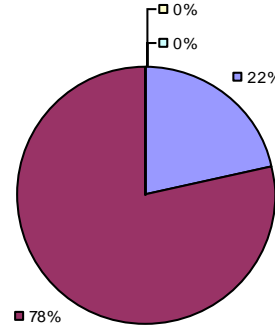
Student Growth



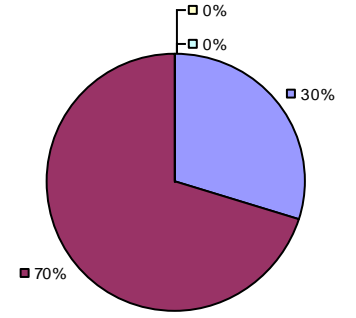
Local Measures



Other Measures



Overall Composite

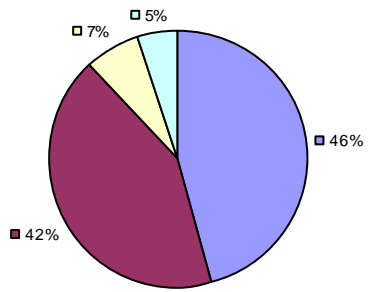


2013-14 PRINCIPAL EVALUATION RESULTS NOT SHOWN DUE TO SUPPRESSION\*

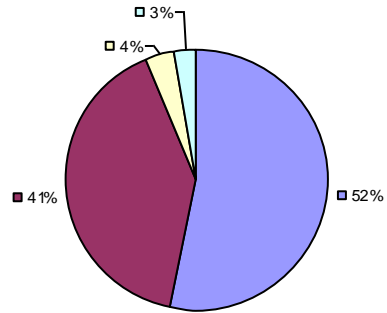
\* Data is suppressed if 100% of teachers/principals received the same rating or if the total teachers/principals in an LEA is less than five.

**2013-14 TEACHER EVALUATION RESULTS**

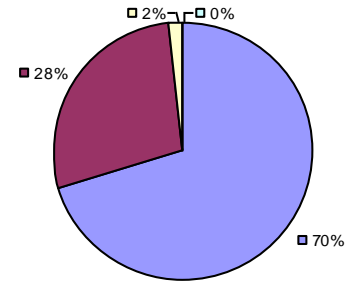
**Student Growth**



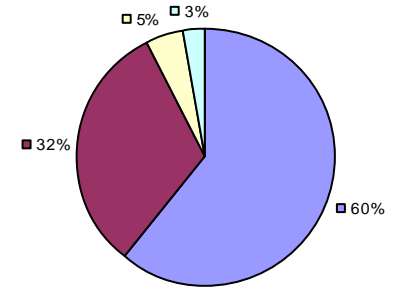
**Local Measures**



**Other Measures**

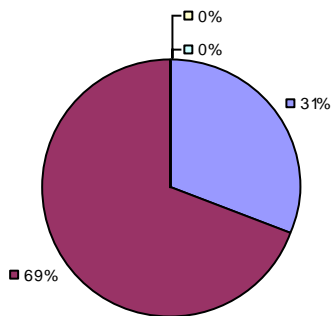


**Overall Composite**

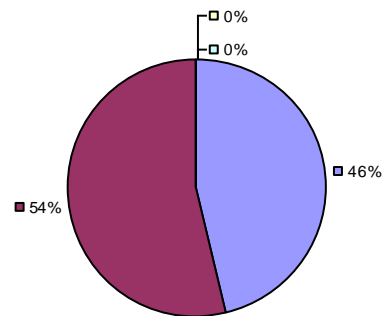


**2013-14 PRINCIPAL EVALUATION RESULTS**

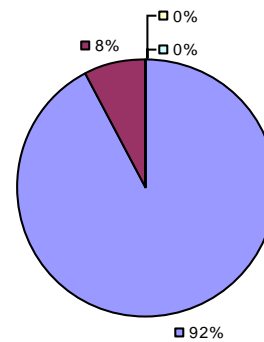
**Student Growth**



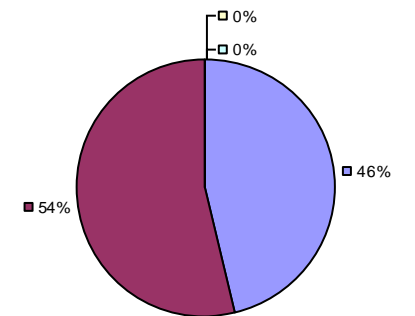
**Local Measures**



**Other Measures**



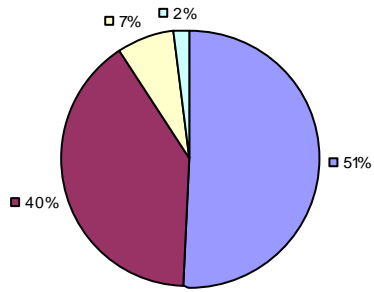
**Overall Composite**



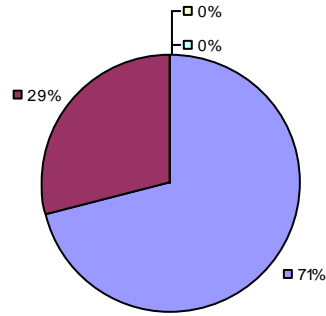
\* Data is suppressed if 100% of teachers/principals received the same rating or if the total teachers/principals in an LEA is less than five.

2013-14 TEACHER EVALUATION RESULTS

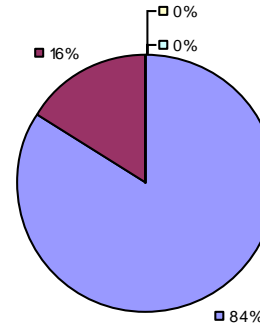
Student Growth



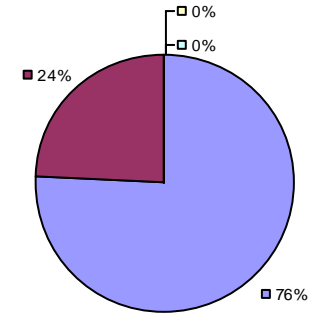
Local Measures



Other Measures



Overall Composite

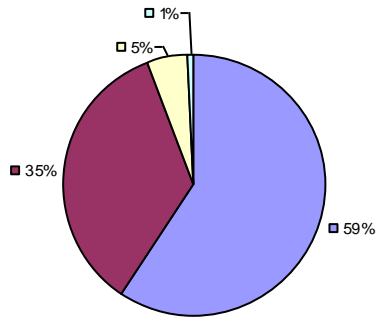


2013-14 PRINCIPAL EVALUATION RESULTS NOT SHOWN DUE TO SUPPRESSION\*

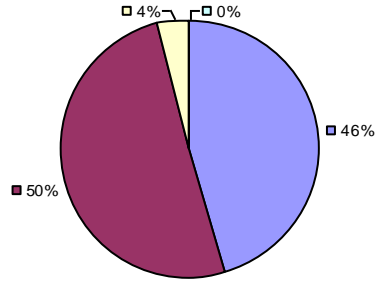
\* Data is suppressed if 100% of teachers/principals received the same rating or if the total teachers/principals in an LEA is less than five.

2013-14 TEACHER EVALUATION RESULTS

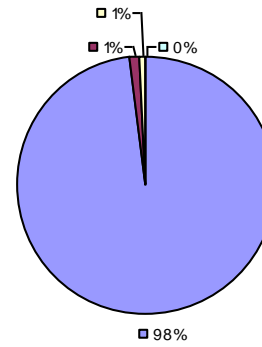
Student Growth



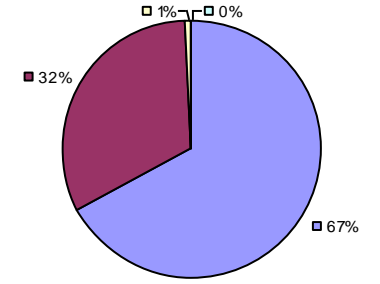
Local Measures



Other Measures



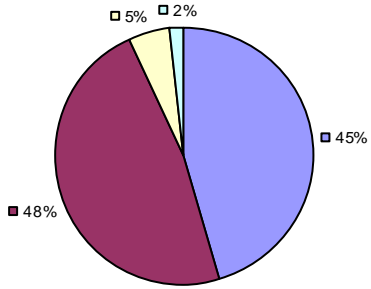
Overall Composite



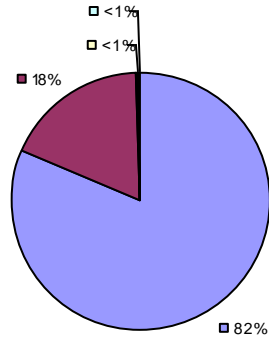
2013-14 PRINCIPAL EVALUATION RESULTS NOT SHOWN DUE TO SUPPRESSION\*

\* Data is suppressed if 100% of teachers/principals received the same rating or if the total teachers/principals in an LEA is less than five.

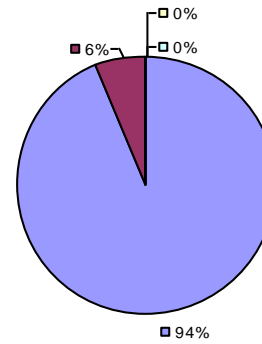
**Student Growth**



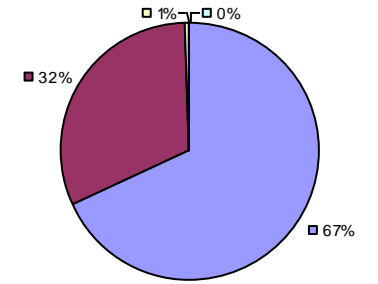
**Local Measures**



**Other Measures**

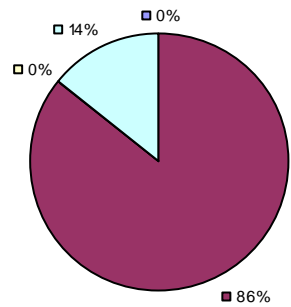


**Overall Composite**



**2013-14 PRINCIPAL EVALUATION RESULTS**

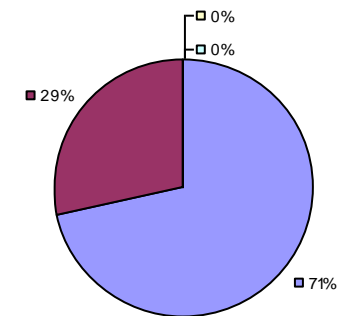
**Student Growth**



*Local measures results not shown due to suppression\**

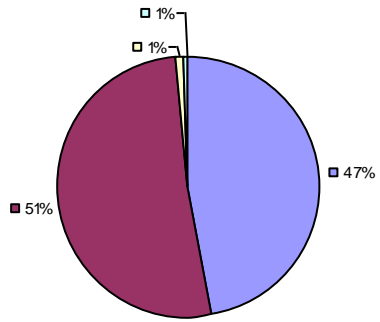
*Other measures results not shown due to suppression\**

**Overall Composite**

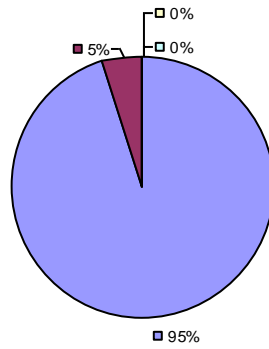


\* Data is suppressed if 100% of teachers/principals received the same rating or if the total teachers/principals in an LEA is less than five.

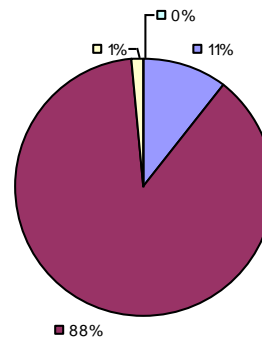
Student Growth



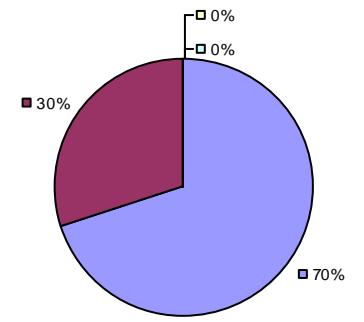
Local Measures



Other Measures



Overall Composite

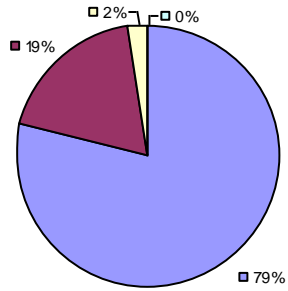


2013-14 PRINCIPAL EVALUATION RESULTS NOT SHOWN DUE TO SUPPRESSION\*

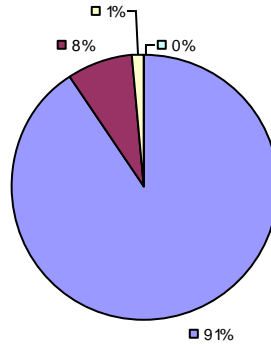
\* Data is suppressed if 100% of teachers/principals received the same rating or if the total teachers/principals in an LEA is less than five.

2013-14 TEACHER EVALUATION RESULTS

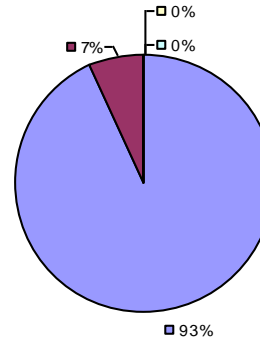
Student Growth



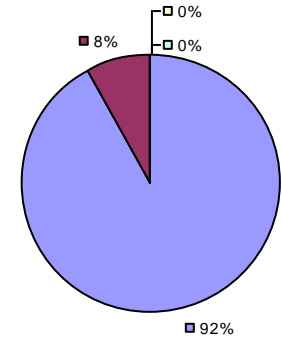
Local Measures



Other Measures

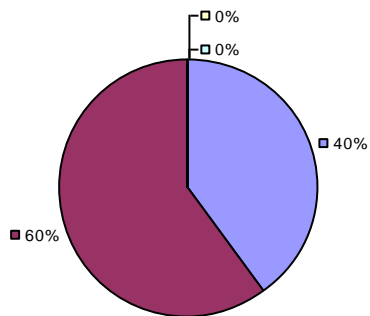


Overall Composite



2013-14 PRINCIPAL EVALUATION RESULTS

Student Growth



Local measures results not shown due to suppression\*

Other measures results not shown due to suppression\*

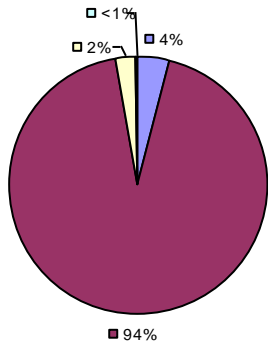
Overall composite not shown due to suppression\*

\* Data is suppressed if 100% of teachers/principals received the same rating or if the total teachers/principals in an LEA is less than five.

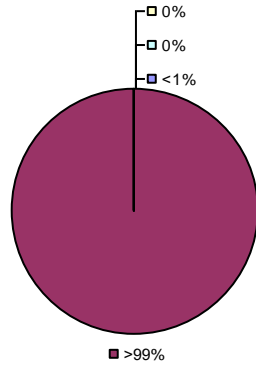


2013-14 TEACHER EVALUATION RESULTS

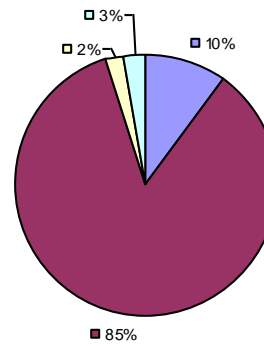
Student Growth



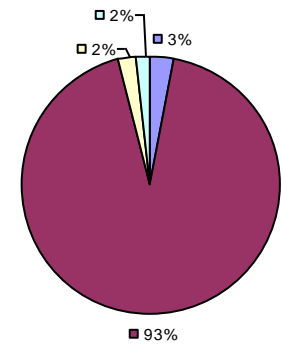
Local Measures



Other Measures

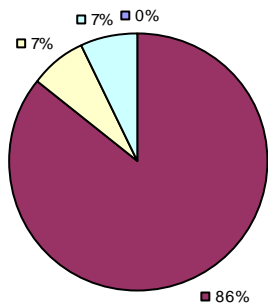


Overall Composite



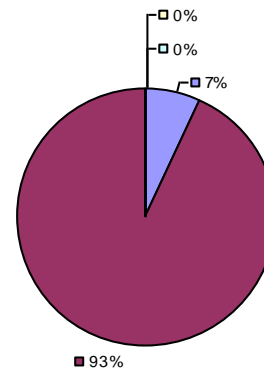
2013-14 PRINCIPAL EVALUATION RESULTS

Student Growth

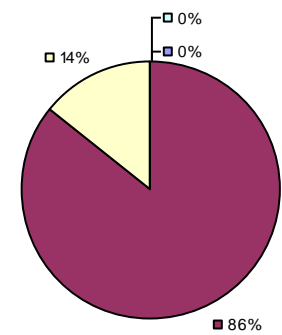


Local measures results not shown due to suppression\*

Other Measures

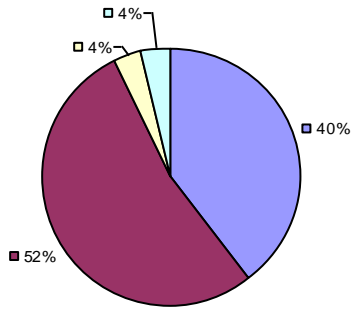


Overall Composite

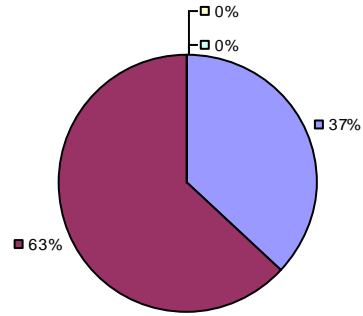


\* Data is suppressed if 100% of teachers/principals received the same rating or if the total teachers/principals in an LEA is less than five.

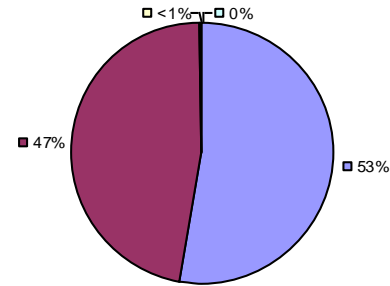
Student Growth



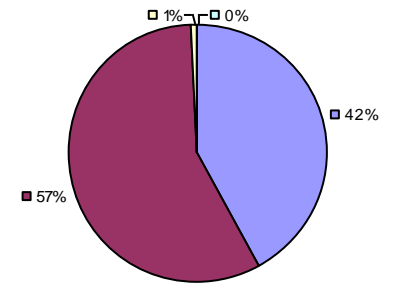
Local Measures



Other Measures

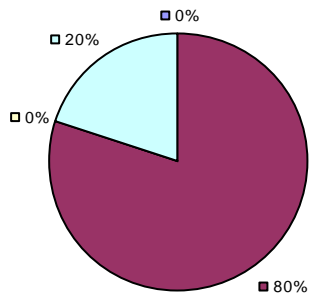


Overall Composite

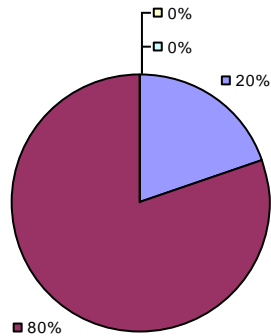


2013-14 PRINCIPAL EVALUATION RESULTS

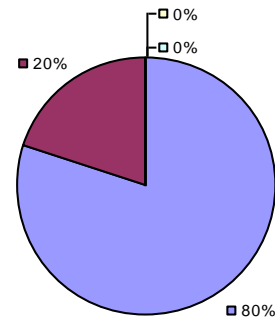
Student Growth



Local Measures



Other Measures

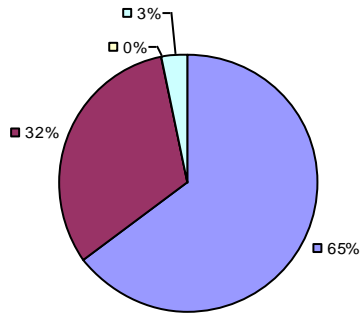


Overall composite not shown due to suppression\*

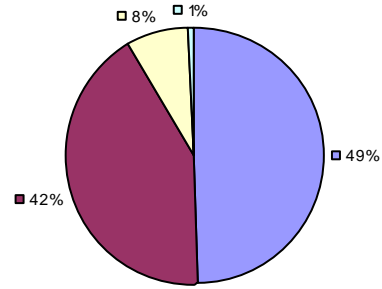
\* Data is suppressed if 100% of teachers/principals received the same rating or if the total teachers/principals in an LEA is less than five.

2013-14 TEACHER EVALUATION RESULTS

Student Growth

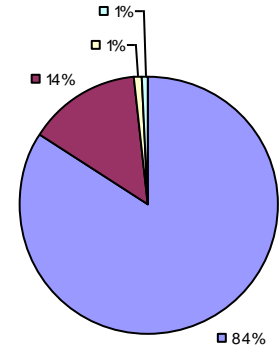


Local Measures



Other measures results not shown due to suppression\*

Overall Composite

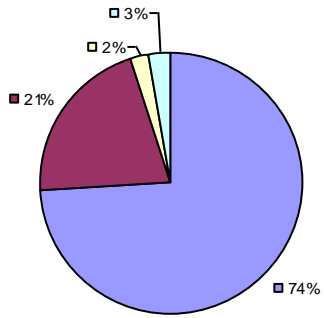


2013-14 PRINCIPAL EVALUATION RESULTS NOT SHOWN DUE TO SUPPRESSION\*

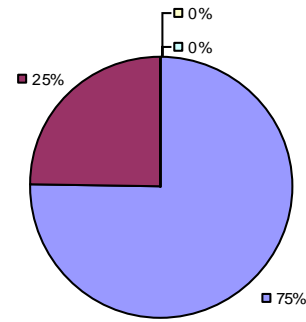
\* Data is suppressed if 100% of teachers/principals received the same rating or if the total teachers/principals in an LEA is less than five.

Student Growth

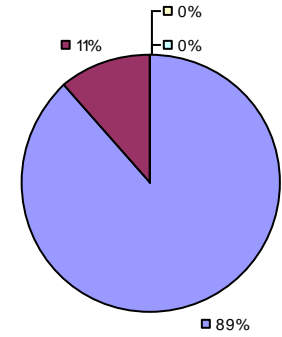
Local measures results not shown due to suppression\*



Other Measures



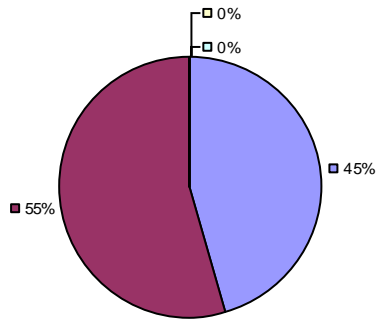
Overall Composite



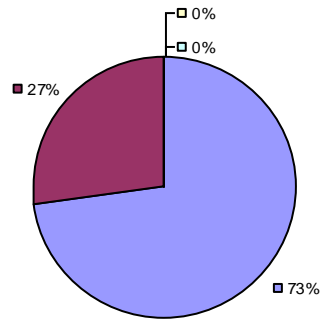
2013-14 PRINCIPAL EVALUATION RESULTS NOT SHOWN DUE TO SUPPRESSION\*

\* Data is suppressed if 100% of teachers/principals received the same rating or if the total teachers/principals in an LEA is less than five.

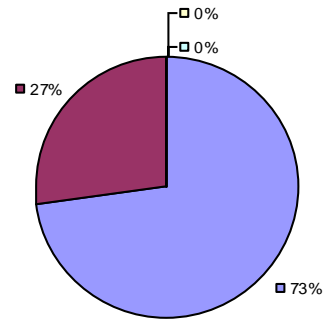
Student Growth



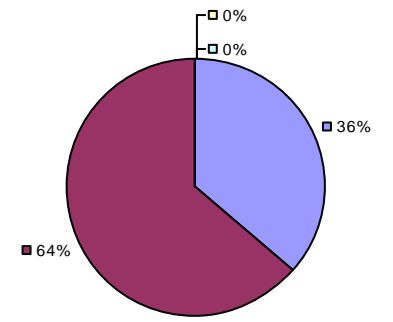
Local Measures



Other Measures



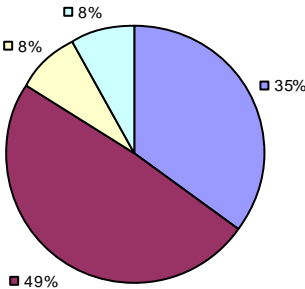
Overall Composite



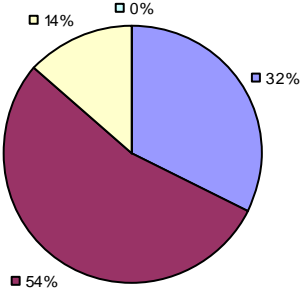
2013-14 PRINCIPAL EVALUATION RESULTS NOT SHOWN DUE TO SUPPRESSION\*

\* Data is suppressed if 100% of teachers/principals received the same rating or if the total teachers/principals in an LEA is less than five.

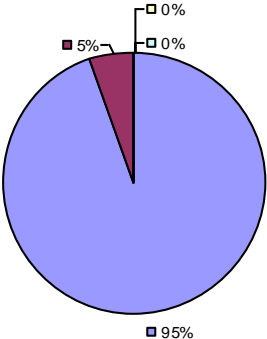
Student Growth



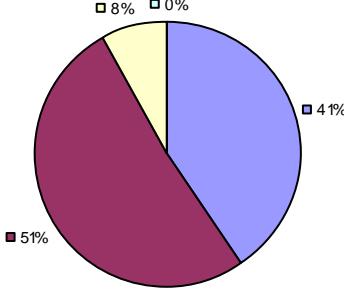
Local Measures



Other Measures



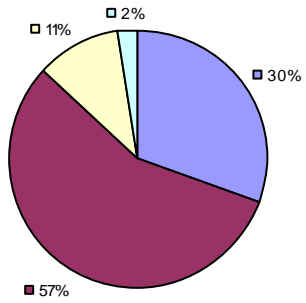
Overall Composite



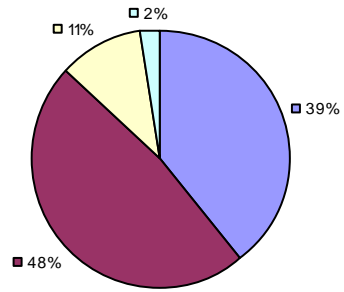
2013-14 PRINCIPAL EVALUATION RESULTS NOT SHOWN DUE TO SUPPRESSION\*

\* Data is suppressed if 100% of teachers/principals received the same rating or if the total teachers/principals in an LEA is less than five.

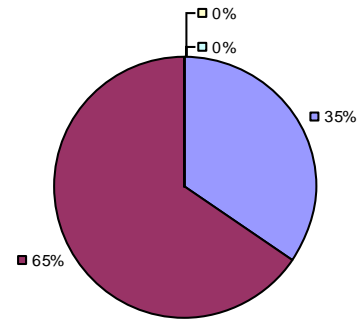
Student Growth



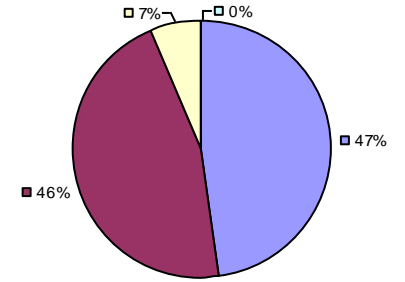
Local Measures



Other Measures



Overall Composite

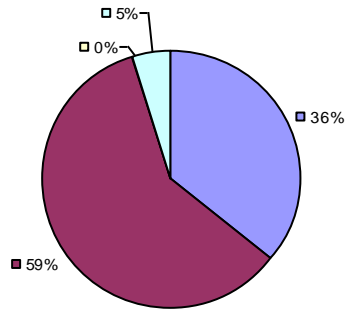


2013-14 PRINCIPAL EVALUATION RESULTS NOT SHOWN DUE TO SUPPRESSION\*

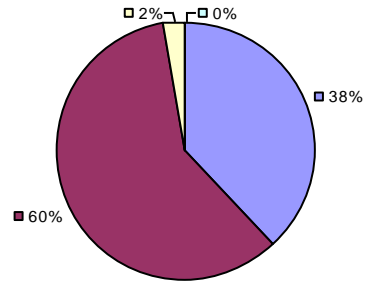
\* Data is suppressed if 100% of teachers/principals received the same rating or if the total teachers/principals in an LEA is less than five.

2013-14 TEACHER EVALUATION RESULTS

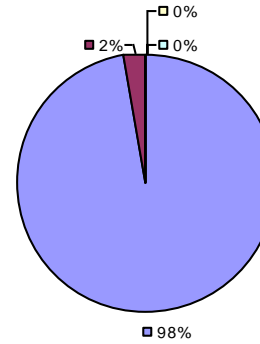
Student Growth



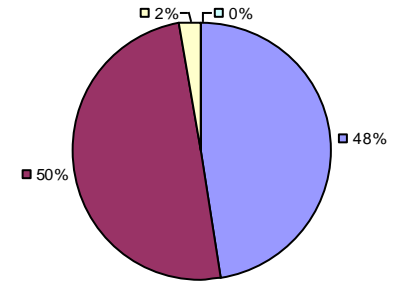
Local Measures



Other Measures



Overall Composite



2013-14 PRINCIPAL EVALUATION RESULTS NOT SHOWN DUE TO SUPPRESSION\*

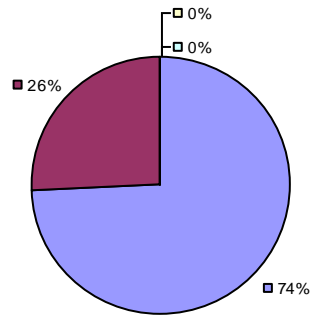
\* Data is suppressed if 100% of teachers/principals received the same rating or if the total teachers/principals in an LEA is less than five.



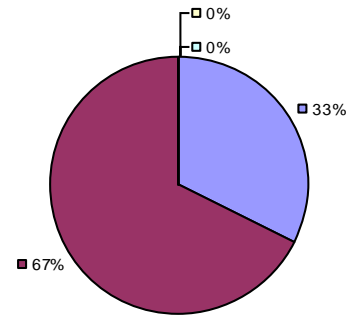
2013-14 TEACHER EVALUATION RESULTS

Student growth results not shown due to suppression\*

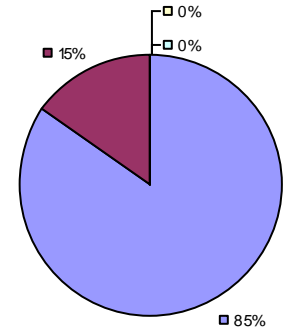
Local Measures



Other Measures



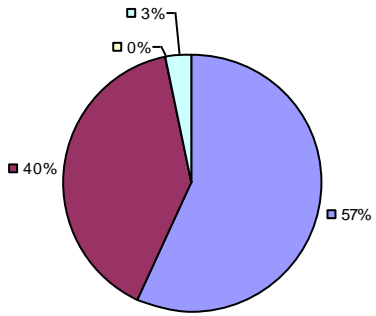
Overall Composite



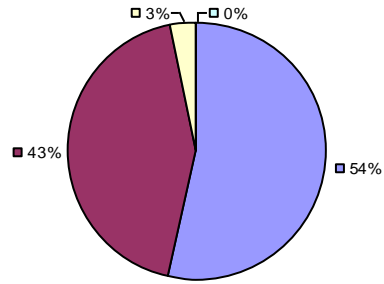
2013-14 PRINCIPAL EVALUATION RESULTS NOT SHOWN DUE TO SUPPRESSION\*

\* Data is suppressed if 100% of teachers/principals received the same rating or if the total teachers/principals in an LEA is less than five.

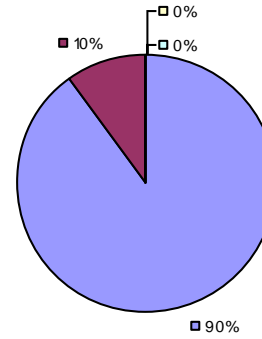
Student Growth



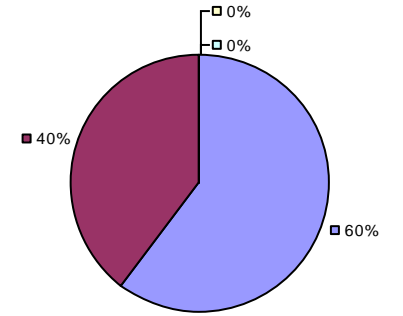
Local Measures



Other Measures



Overall Composite

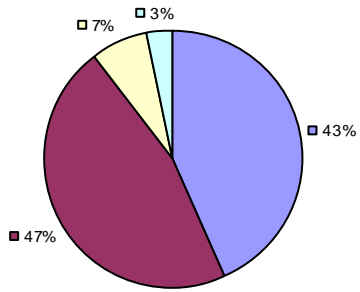


2013-14 PRINCIPAL EVALUATION RESULTS NOT SHOWN DUE TO SUPPRESSION\*

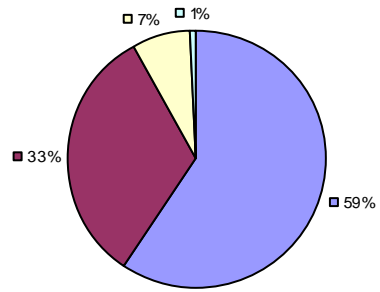
\* Data is suppressed if 100% of teachers/principals received the same rating or if the total teachers/principals in an LEA is less than five.

2013-14 TEACHER EVALUATION RESULTS

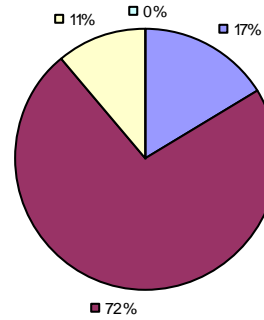
Student Growth



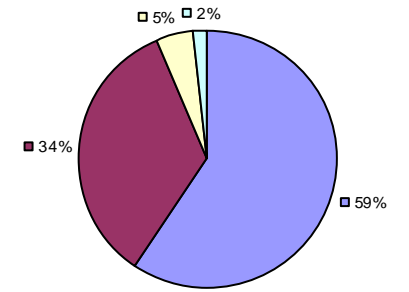
Local Measures



Other Measures



Overall Composite

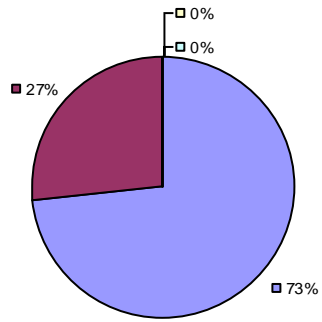


2013-14 PRINCIPAL EVALUATION RESULTS NOT SHOWN DUE TO SUPPRESSION\*

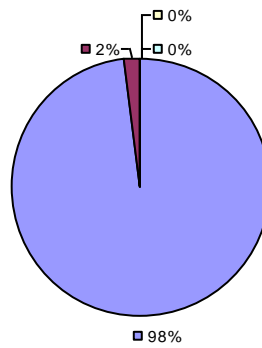
\* Data is suppressed if 100% of teachers/principals received the same rating or if the total teachers/principals in an LEA is less than five.

2013-14 TEACHER EVALUATION RESULTS

Student Growth

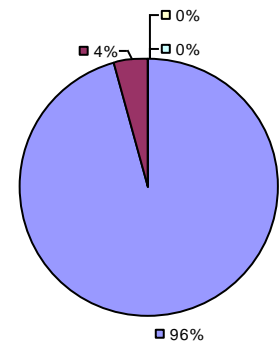


Local Measures



Other measures results not shown due to suppression\*

Overall Composite

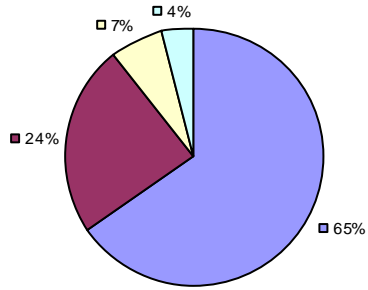


2013-14 PRINCIPAL EVALUATION RESULTS NOT SUBMITTED

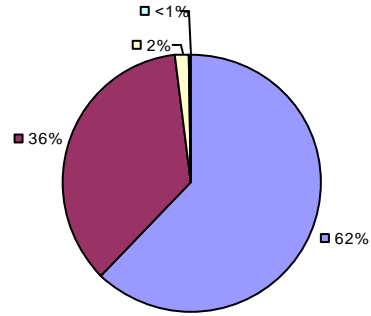
\* Data is suppressed if 100% of teachers/principals received the same rating or if the total teachers/principals in an LEA is less than five.

2013-14 TEACHER EVALUATION RESULTS

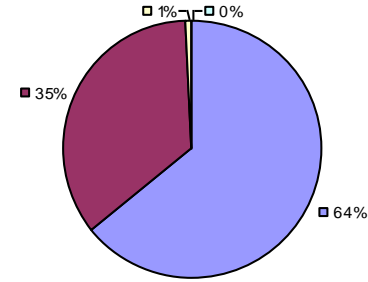
Student Growth



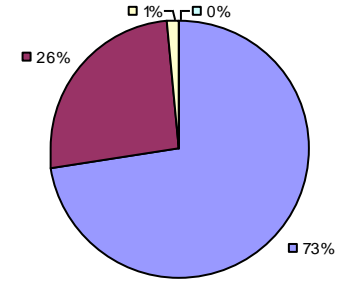
Local Measures



Other Measures

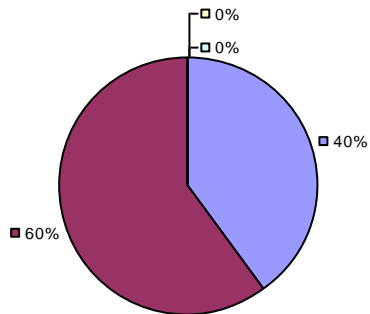


Overall Composite

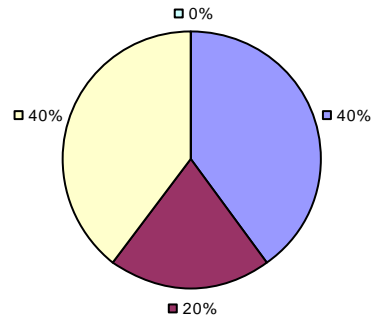


2013-14 PRINCIPAL EVALUATION RESULTS

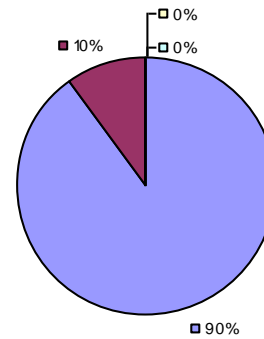
Student Growth



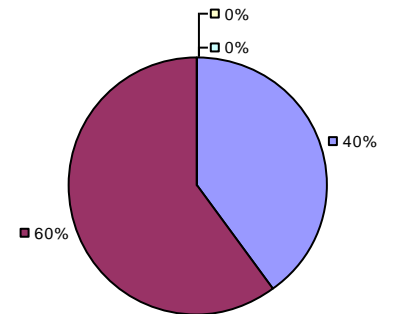
Local Measures



Other Measures

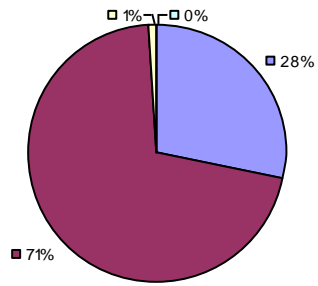


Overall Composite

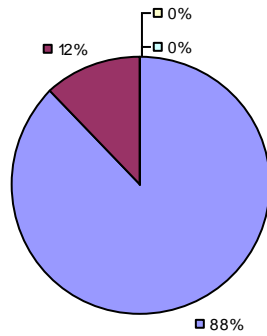


\* Data is suppressed if 100% of teachers/principals received the same rating or if the total teachers/principals in an LEA is less than five.

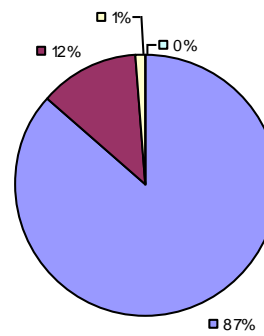
Student Growth



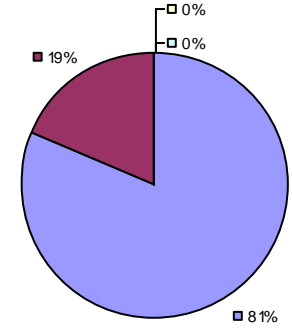
Local Measures



Other Measures



Overall Composite

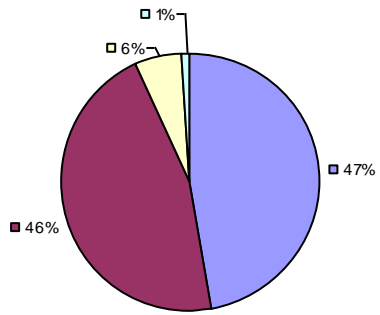


2013-14 PRINCIPAL EVALUATION RESULTS NOT SHOWN DUE TO SUPPRESSION\*

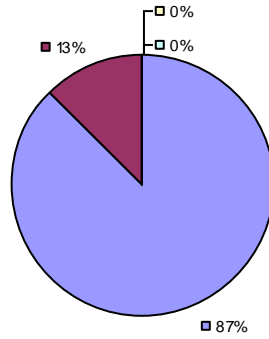
\* Data is suppressed if 100% of teachers/principals received the same rating or if the total teachers/principals in an LEA is less than five.

2013-14 TEACHER EVALUATION RESULTS

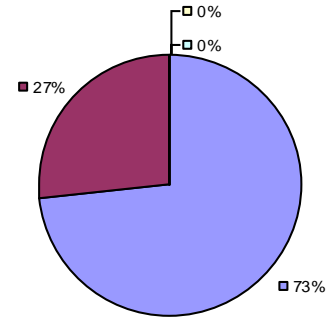
Student Growth



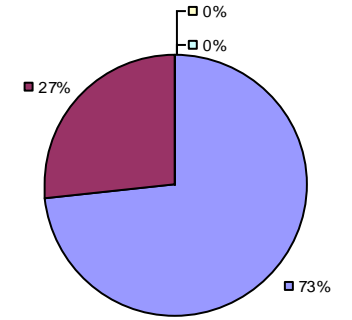
Local Measures



Other Measures



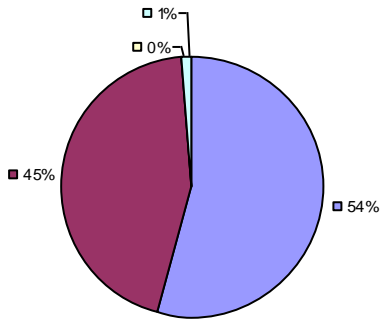
Overall Composite



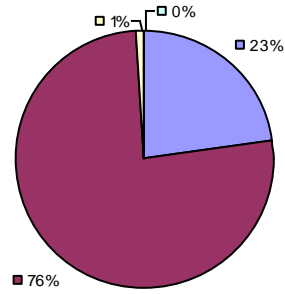
2013-14 PRINCIPAL EVALUATION RESULTS NOT SHOWN DUE TO SUPPRESSION\*

\* Data is suppressed if 100% of teachers/principals received the same rating or if the total teachers/principals in an LEA is less than five.

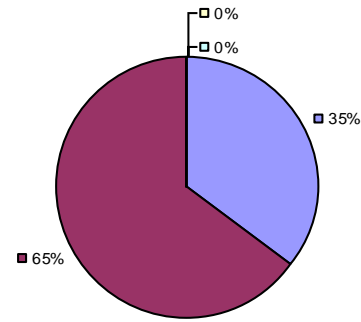
Student Growth



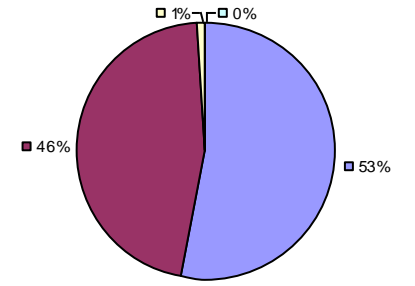
Local Measures



Other Measures



Overall Composite

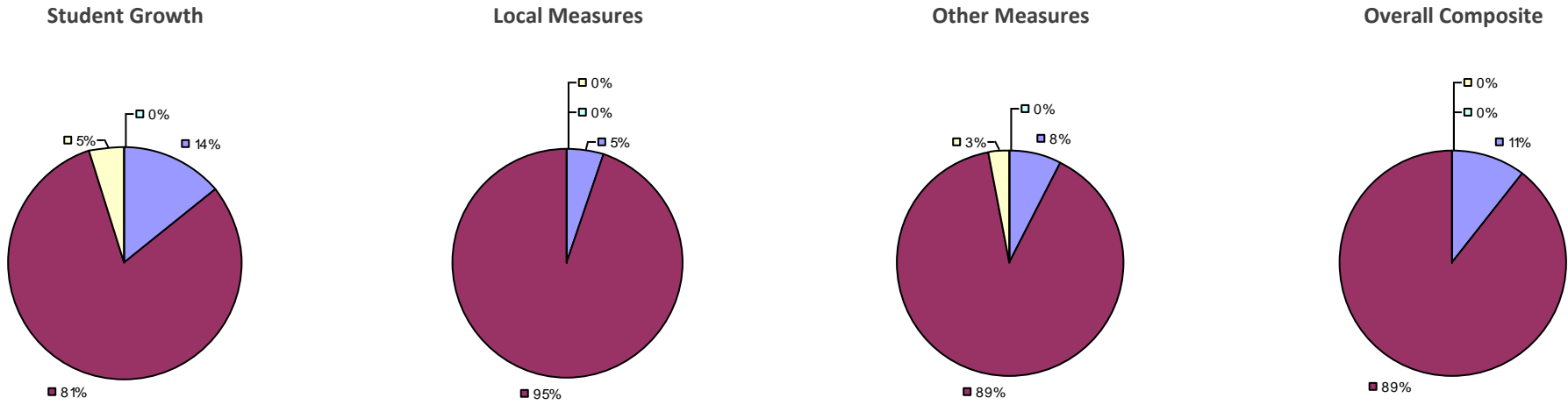


2013-14 PRINCIPAL EVALUATION RESULTS NOT SHOWN DUE TO SUPPRESSION\*

\* Data is suppressed if 100% of teachers/principals received the same rating or if the total teachers/principals in an LEA is less than five.



2013-14 TEACHER EVALUATION RESULTS

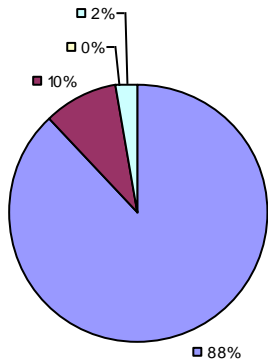


2013-14 PRINCIPAL EVALUATION RESULTS NOT SHOWN DUE TO SUPPRESSION\*

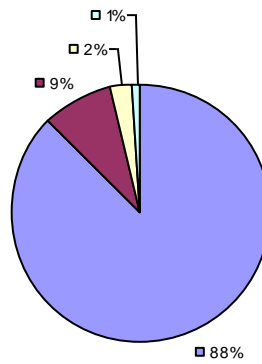
\* Data is suppressed if 100% of teachers/principals received the same rating or if the total teachers/principals in an LEA is less than five.

2013-14 TEACHER EVALUATION RESULTS

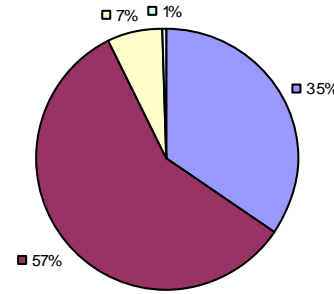
Student Growth



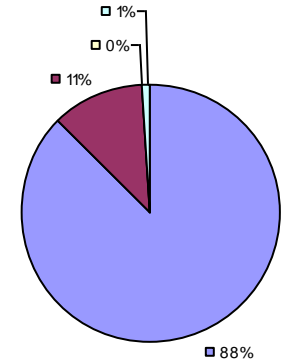
Local Measures



Other Measures

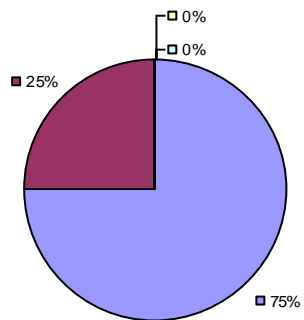


Overall Composite



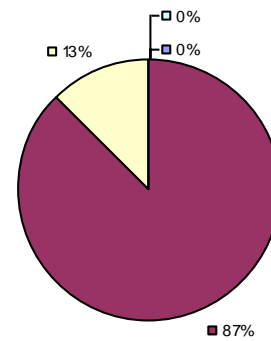
2013-14 PRINCIPAL EVALUATION RESULTS

Student Growth

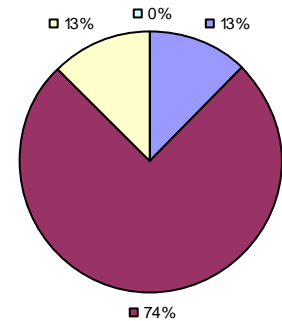


Local measures results not shown due to suppression\*

Other Measures



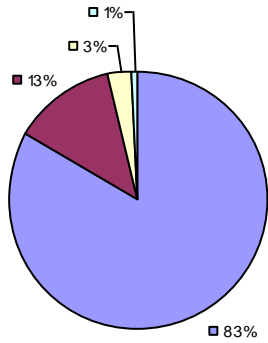
Overall Composite



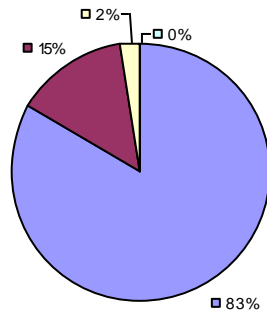
\* Data is suppressed if 100% of teachers/principals received the same rating or if the total teachers/principals in an LEA is less than five.

2013-14 TEACHER EVALUATION RESULTS

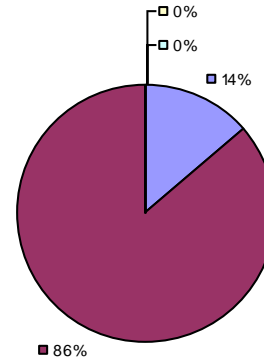
Student Growth



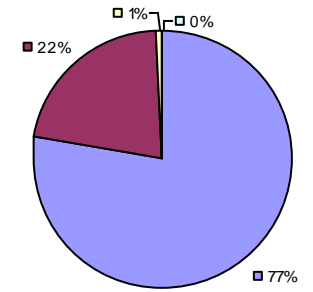
Local Measures



Other Measures

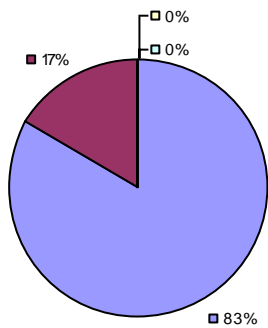


Overall Composite

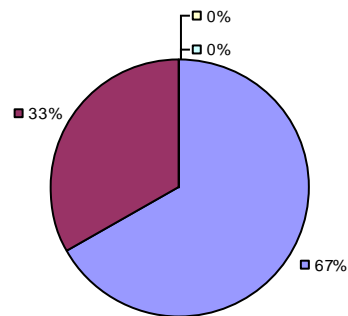


2013-14 PRINCIPAL EVALUATION RESULTS

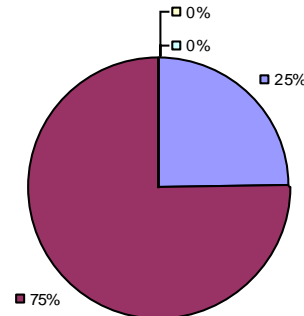
Student Growth



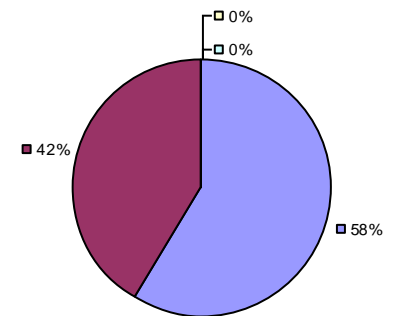
Local Measures



Other Measures



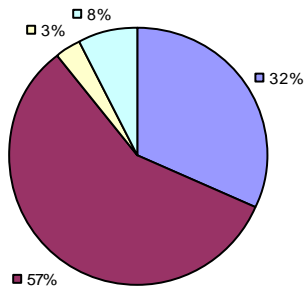
Overall Composite



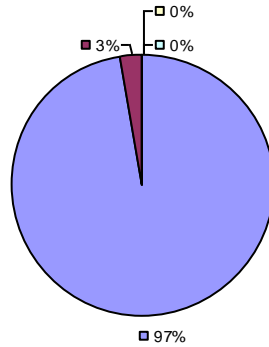
\* Data is suppressed if 100% of teachers/principals received the same rating or if the total teachers/principals in an LEA is less than five.

2013-14 TEACHER EVALUATION RESULTS

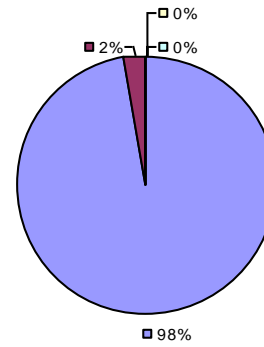
Student Growth



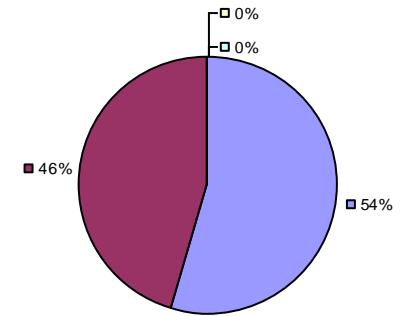
Local Measures



Other Measures

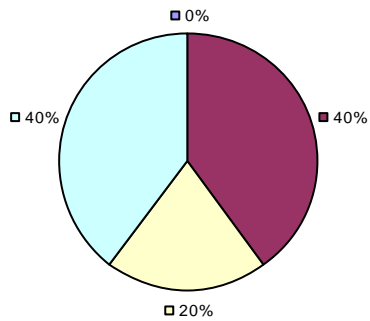


Overall Composite



2013-14 PRINCIPAL EVALUATION RESULTS

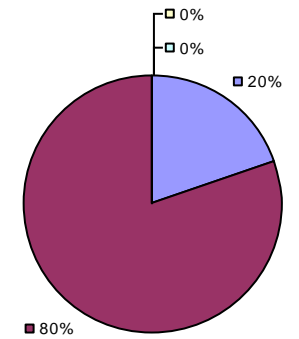
Student Growth



Local measures results not shown due to suppression\*

Other measures results not shown due to suppression\*

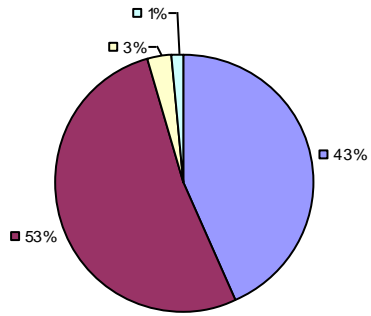
Overall Composite



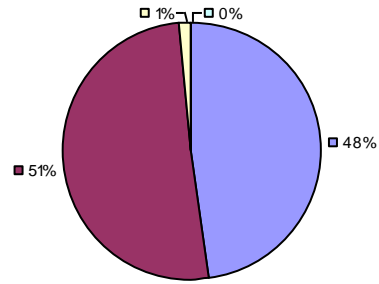
\* Data is suppressed if 100% of teachers/principals received the same rating or if the total teachers/principals in an LEA is less than five.

2013-14 TEACHER EVALUATION RESULTS

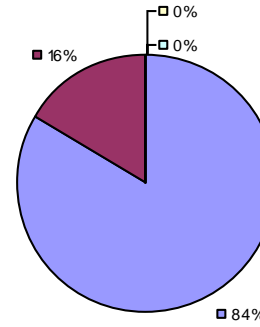
Student Growth



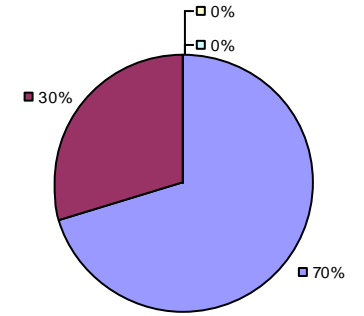
Local Measures



Other Measures



Overall Composite

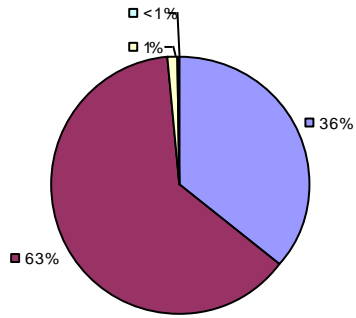


2013-14 PRINCIPAL EVALUATION RESULTS NOT SHOWN DUE TO SUPPRESSION\*

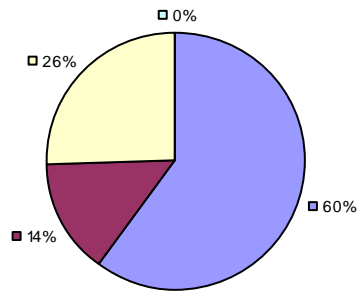
\* Data is suppressed if 100% of teachers/principals received the same rating or if the total teachers/principals in an LEA is less than five.

2013-14 TEACHER EVALUATION RESULTS

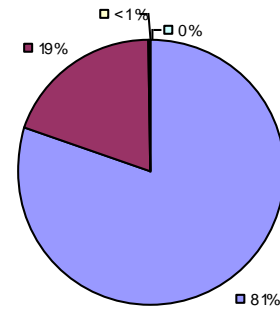
Student Growth



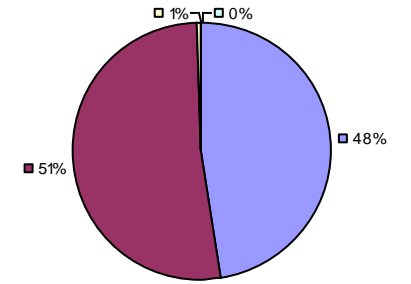
Local Measures



Other Measures



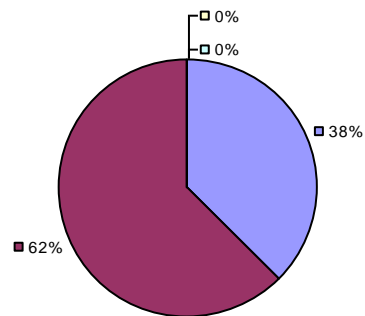
Overall Composite



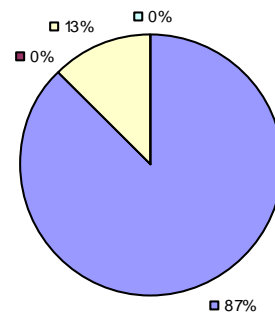
2013-14 PRINCIPAL EVALUATION RESULTS

Student growth results not shown due to suppression\*

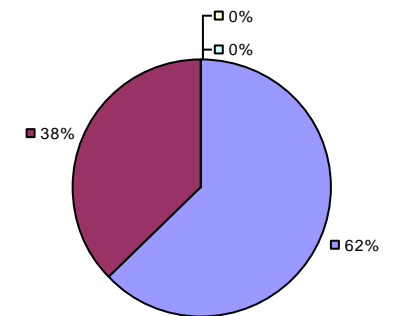
Local Measures



Other Measures



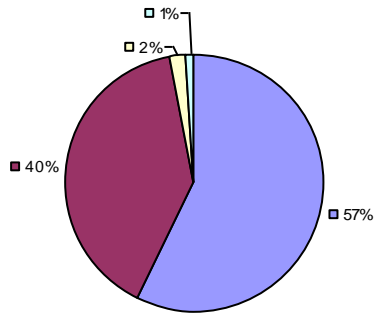
Overall Composite



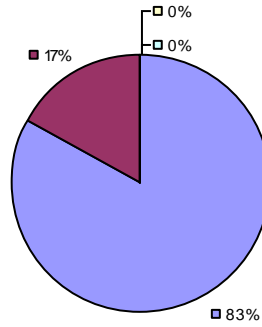
\* Data is suppressed if 100% of teachers/principals received the same rating or if the total teachers/principals in an LEA is less than five.

2013-14 TEACHER EVALUATION RESULTS

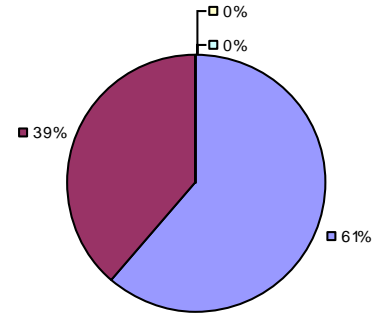
Student Growth



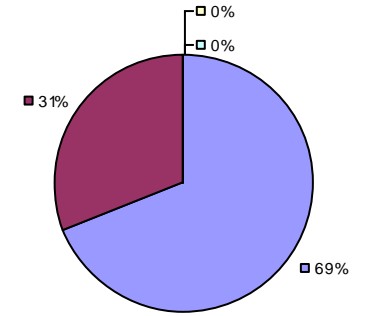
Local Measures



Other Measures



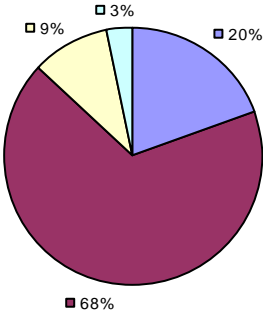
Overall Composite



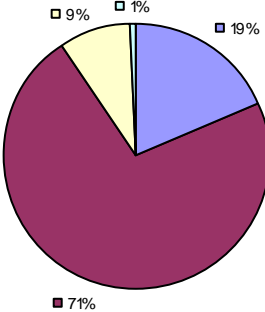
2013-14 PRINCIPAL EVALUATION RESULTS NOT SHOWN DUE TO SUPPRESSION\*

\* Data is suppressed if 100% of teachers/principals received the same rating or if the total teachers/principals in an LEA is less than five.

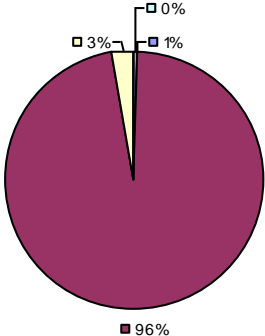
Student Growth



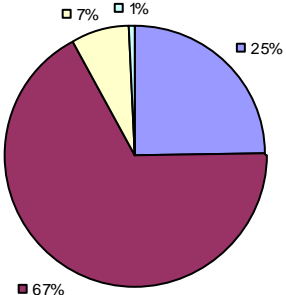
Local Measures



Other Measures



Overall Composite



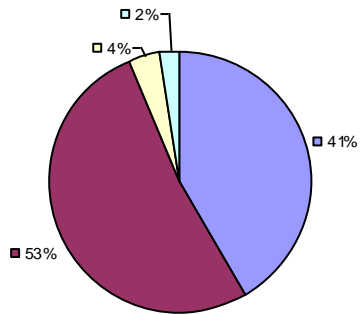
2013-14 PRINCIPAL EVALUATION RESULTS NOT SHOWN DUE TO SUPPRESSION\*

\* Data is suppressed if 100% of teachers/principals received the same rating or if the total teachers/principals in an LEA is less than five.

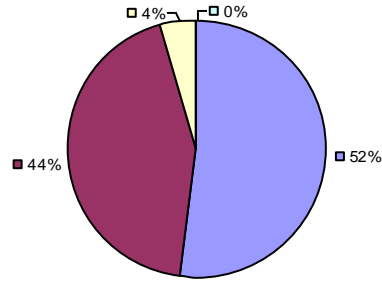


2013-14 TEACHER EVALUATION RESULTS

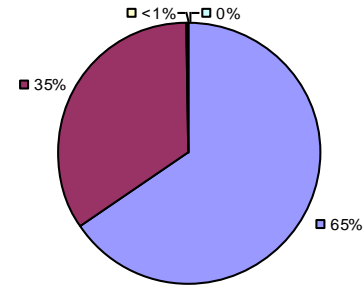
Student Growth



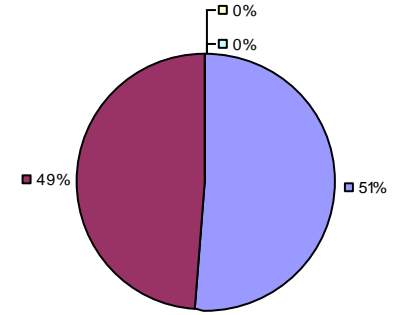
Local Measures



Other Measures



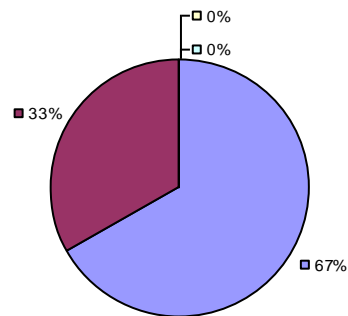
Overall Composite



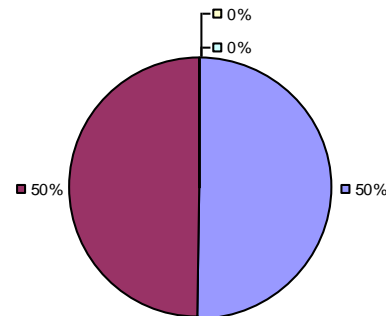
2013-14 PRINCIPAL EVALUATION RESULTS

Student growth results not shown due to suppression\*

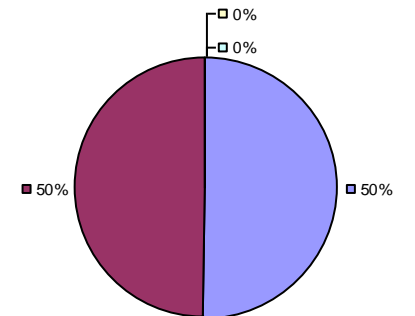
Local Measures



Other Measures



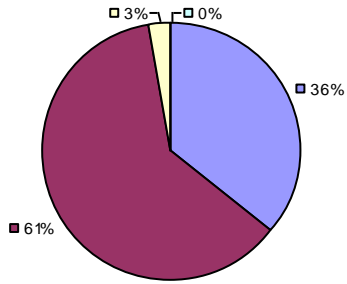
Overall Composite



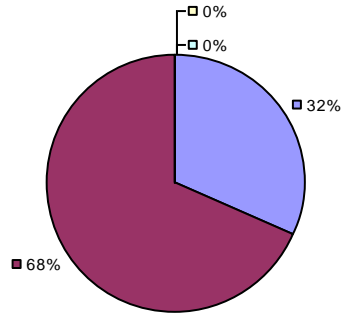
\* Data is suppressed if 100% of teachers/principals received the same rating or if the total teachers/principals in an LEA is less than five.

2013-14 TEACHER EVALUATION RESULTS

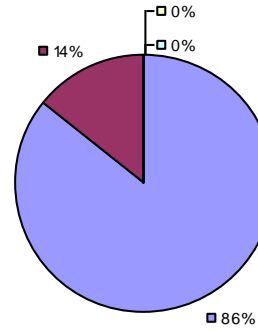
Student Growth



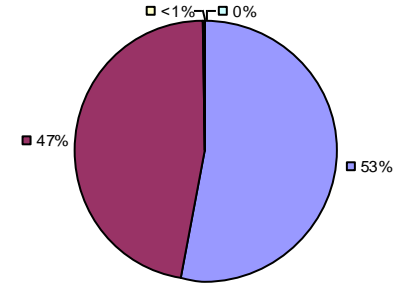
Local Measures



Other Measures



Overall Composite



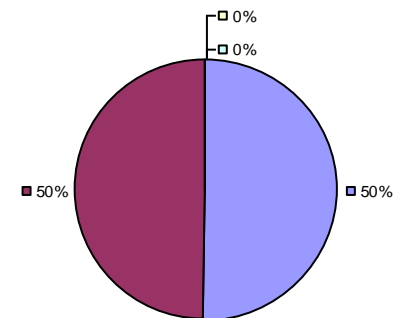
2013-14 PRINCIPAL EVALUATION RESULTS

Student growth results not shown due to suppression\*

Local measures results not shown due to suppression\*

Other measures results not shown due to suppression\*

Overall Composite



\* Data is suppressed if 100% of teachers/principals received the same rating or if the total teachers/principals in an LEA is less than five.

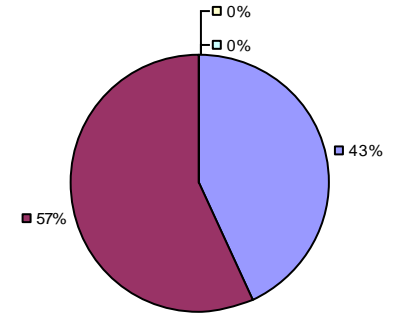
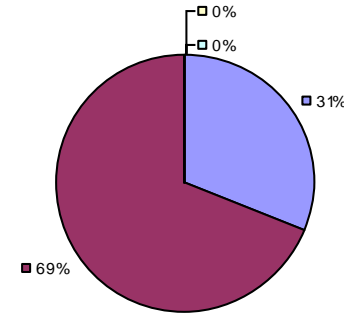
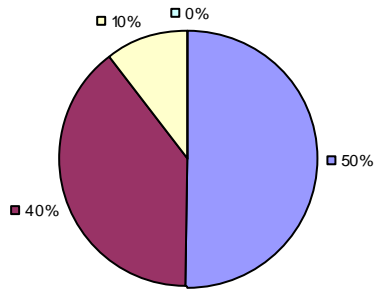
2013-14 TEACHER EVALUATION RESULTS

Student Growth

Local measures results not shown due to suppression\*

Other Measures

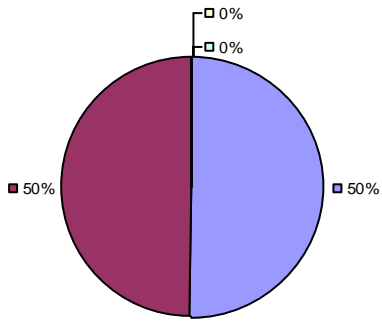
Overall Composite



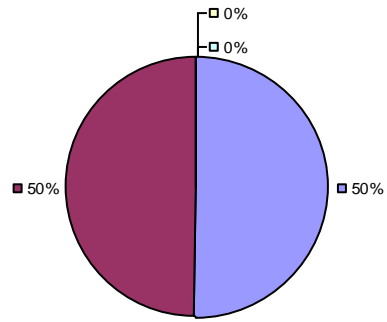
2013-14 PRINCIPAL EVALUATION RESULTS NOT SHOWN DUE TO SUPPRESSION\*

\* Data is suppressed if 100% of teachers/principals received the same rating or if the total teachers/principals in an LEA is less than five.

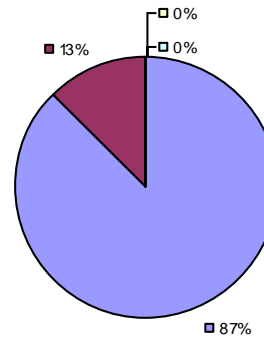
Student Growth



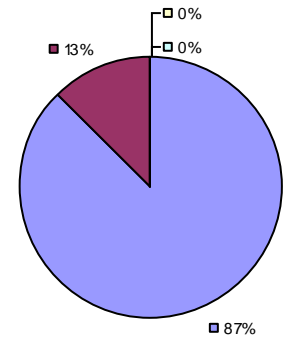
Local Measures



Other Measures



Overall Composite

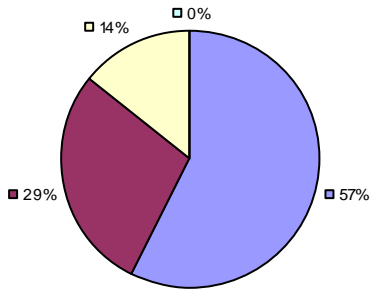


2013-14 PRINCIPAL EVALUATION RESULTS NOT SHOWN DUE TO SUPPRESSION\*

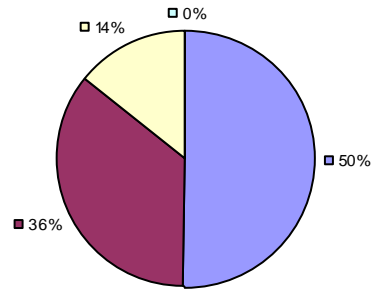
\* Data is suppressed if 100% of teachers/principals received the same rating or if the total teachers/principals in an LEA is less than five.

2013-14 TEACHER EVALUATION RESULTS

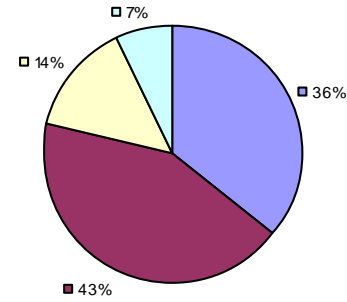
Student Growth



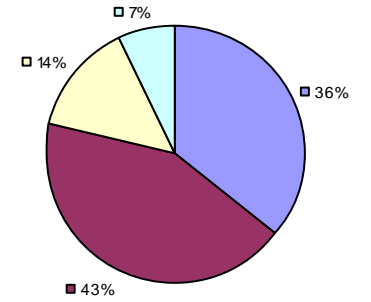
Local Measures



Other Measures



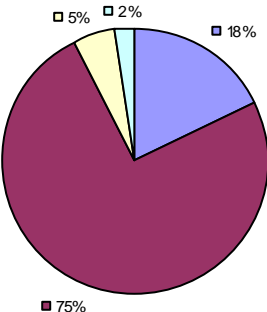
Overall Composite



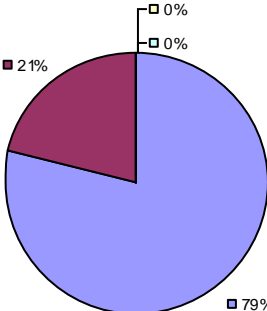
2013-14 PRINCIPAL EVALUATION RESULTS NOT SHOWN DUE TO SUPPRESSION\*

\* Data is suppressed if 100% of teachers/principals received the same rating or if the total teachers/principals in an LEA is less than five.

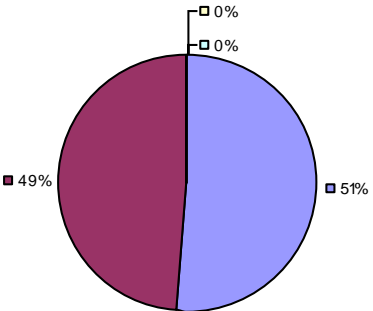
Student Growth



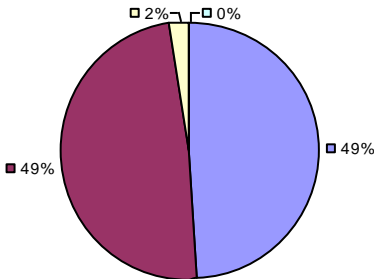
Local Measures



Other Measures



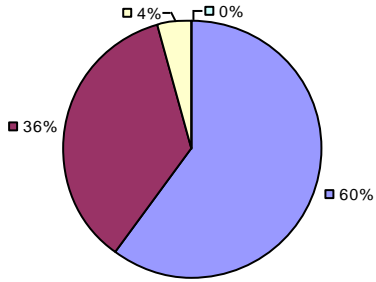
Overall Composite



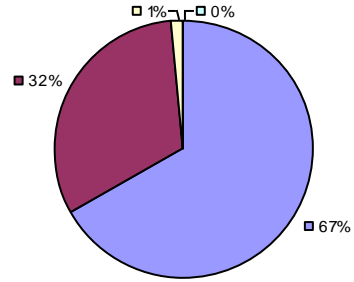
2013-14 PRINCIPAL EVALUATION RESULTS NOT SHOWN DUE TO SUPPRESSION\*

\* Data is suppressed if 100% of teachers/principals received the same rating or if the total teachers/principals in an LEA is less than five.

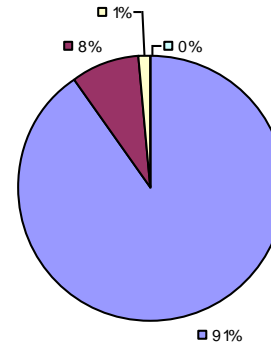
Student Growth



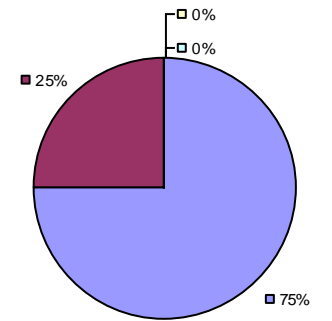
Local Measures



Other Measures



Overall Composite

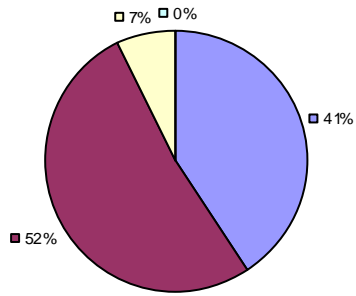


2013-14 PRINCIPAL EVALUATION RESULTS NOT SHOWN DUE TO SUPPRESSION\*

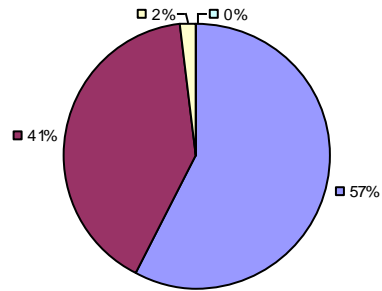
\* Data is suppressed if 100% of teachers/principals received the same rating or if the total teachers/principals in an LEA is less than five.

2013-14 TEACHER EVALUATION RESULTS

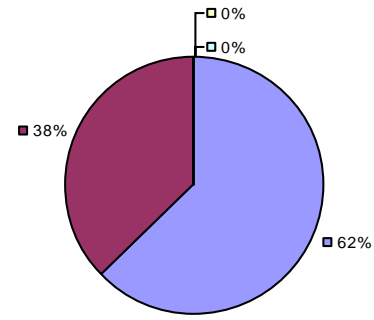
Student Growth



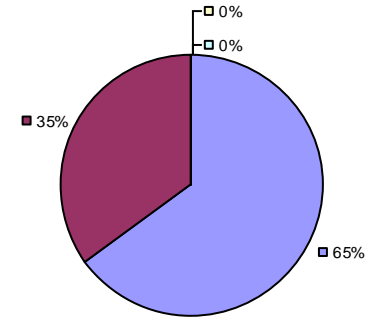
Local Measures



Other Measures



Overall Composite

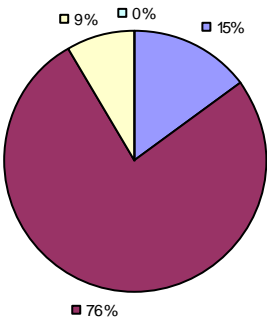


2013-14 PRINCIPAL EVALUATION RESULTS NOT SUBMITTED

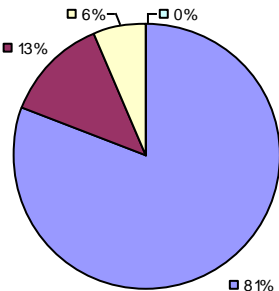
\* Data is suppressed if 100% of teachers/principals received the same rating or if the total teachers/principals in an LEA is less than five.



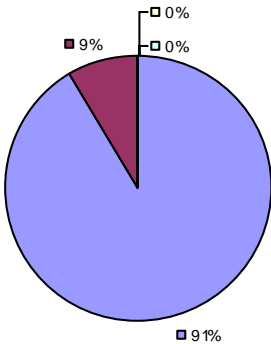
Student Growth



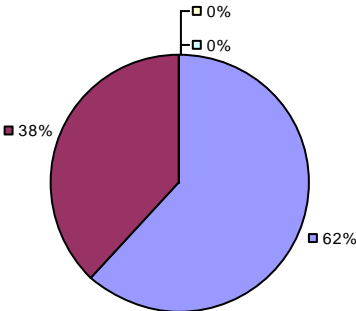
Local Measures



Other Measures



Overall Composite

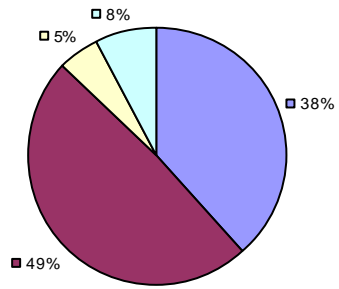


2013-14 PRINCIPAL EVALUATION RESULTS NOT SHOWN DUE TO SUPPRESSION\*

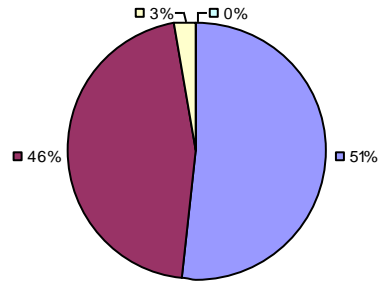
\* Data is suppressed if 100% of teachers/principals received the same rating or if the total teachers/principals in an LEA is less than five.

2013-14 TEACHER EVALUATION RESULTS

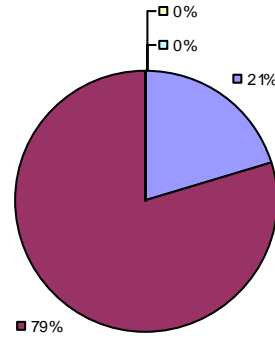
Student Growth



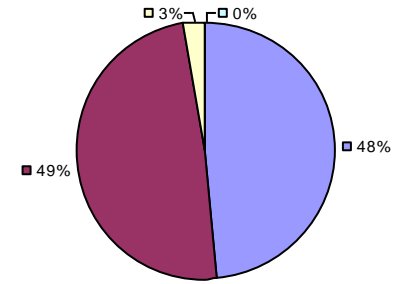
Local Measures



Other Measures



Overall Composite

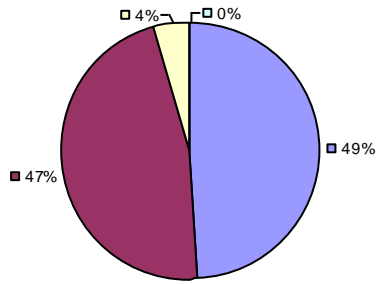


2013-14 PRINCIPAL EVALUATION RESULTS NOT SUBMITTED

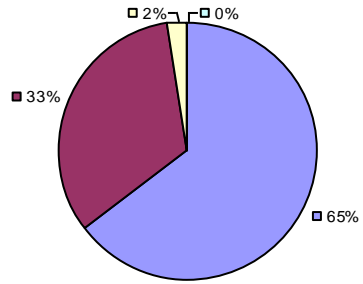
\* Data is suppressed if 100% of teachers/principals received the same rating or if the total teachers/principals in an LEA is less than five.

2013-14 TEACHER EVALUATION RESULTS

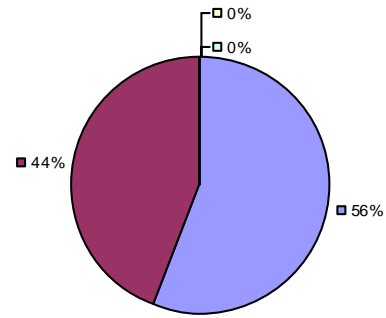
Student Growth



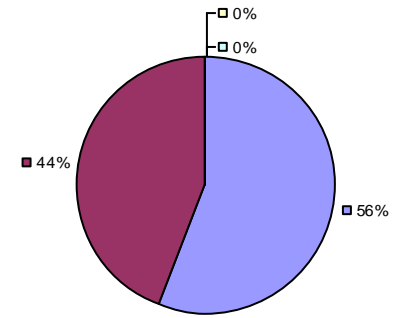
Local Measures



Other Measures



Overall Composite

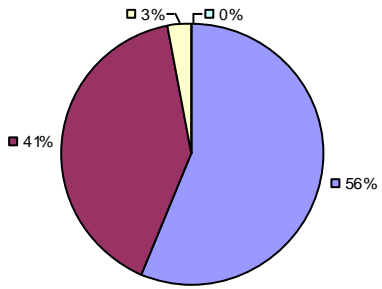


2013-14 PRINCIPAL EVALUATION RESULTS NOT SUBMITTED

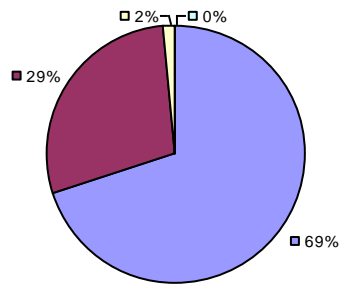
\* Data is suppressed if 100% of teachers/principals received the same rating or if the total teachers/principals in an LEA is less than five.

**2013-14 TEACHER EVALUATION RESULTS**

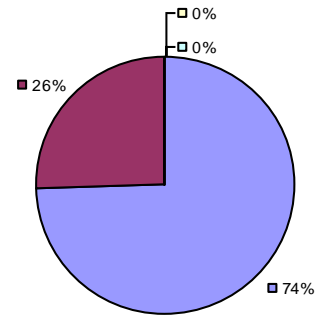
**Student Growth**



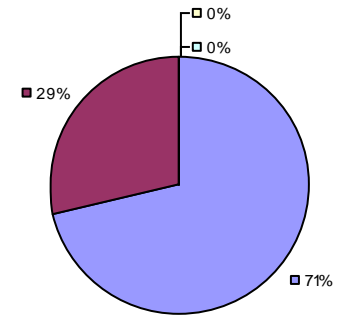
**Local Measures**



**Other Measures**



**Overall Composite**

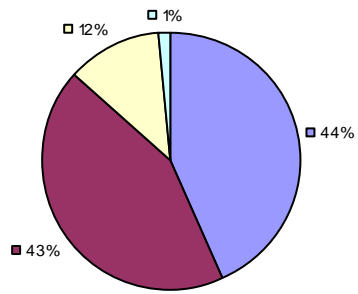


**2013-14 PRINCIPAL EVALUATION RESULTS NOT SUBMITTED**

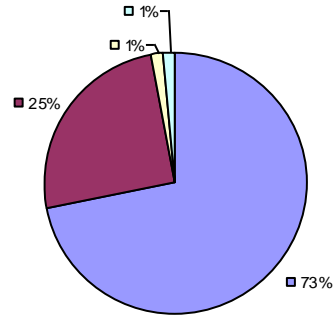
\* Data is suppressed if 100% of teachers/principals received the same rating or if the total teachers/principals in an LEA is less than five.

2013-14 TEACHER EVALUATION RESULTS

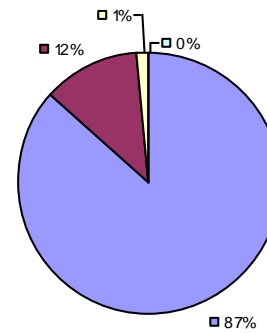
Student Growth



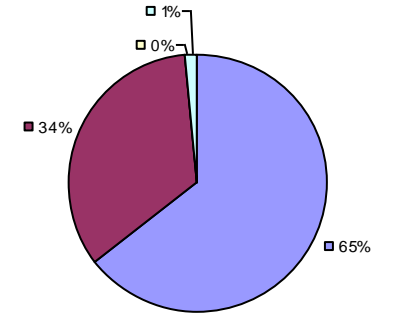
Local Measures



Other Measures



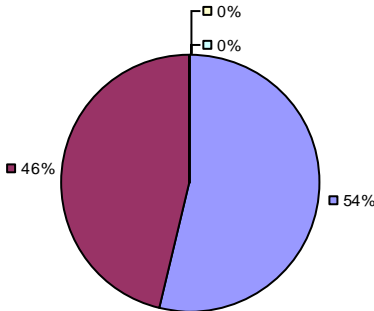
Overall Composite



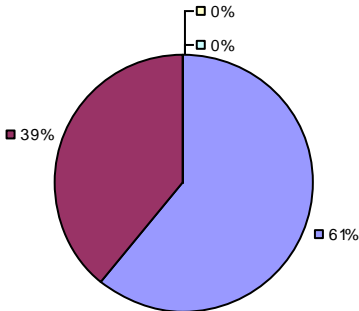
2013-14 PRINCIPAL EVALUATION RESULTS NOT SHOWN DUE TO SUPPRESSION\*

\* Data is suppressed if 100% of teachers/principals received the same rating or if the total teachers/principals in an LEA is less than five.

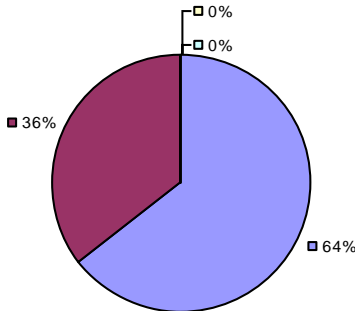
Student Growth



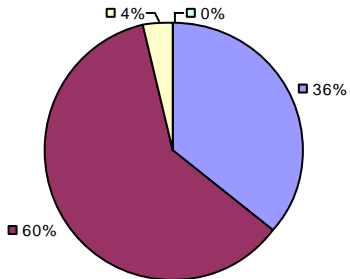
Local Measures



Other Measures



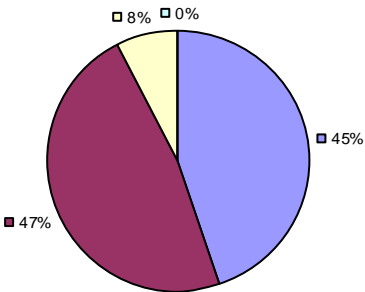
Overall Composite



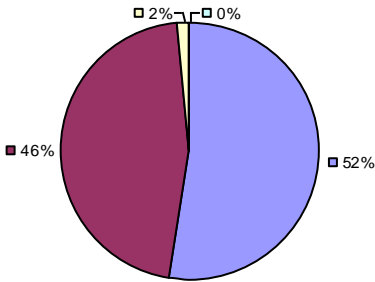
2013-14 PRINCIPAL EVALUATION RESULTS NOT SHOWN DUE TO SUPPRESSION\*

\* Data is suppressed if 100% of teachers/principals received the same rating or if the total teachers/principals in an LEA is less than five.

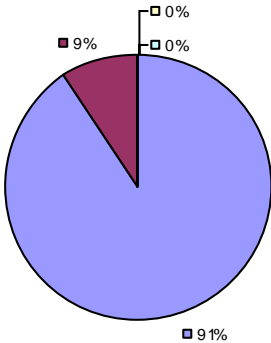
Student Growth



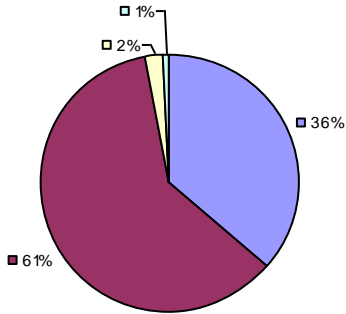
Local Measures



Other Measures



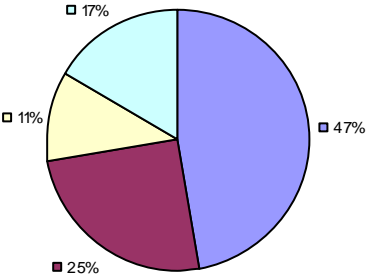
Overall Composite



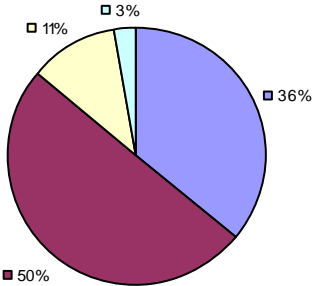
2013-14 PRINCIPAL EVALUATION RESULTS NOT SHOWN DUE TO SUPPRESSION\*

\* Data is suppressed if 100% of teachers/principals received the same rating or if the total teachers/principals in an LEA is less than five.

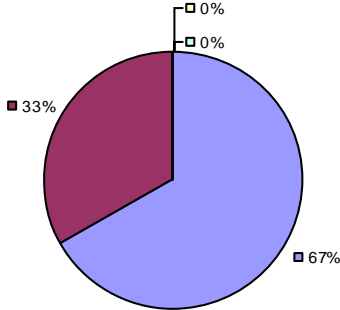
Student Growth



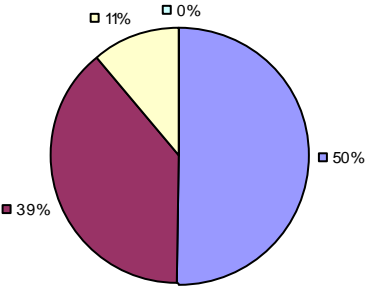
Local Measures



Other Measures



Overall Composite



2013-14 PRINCIPAL EVALUATION RESULTS NOT SHOWN DUE TO SUPPRESSION\*

\* Data is suppressed if 100% of teachers/principals received the same rating or if the total teachers/principals in an LEA is less than five.



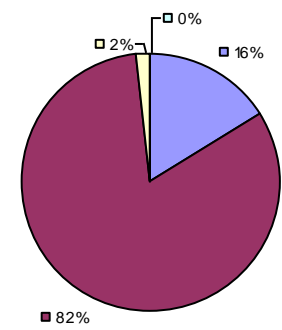
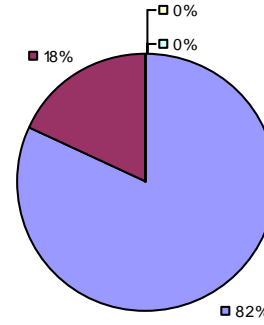
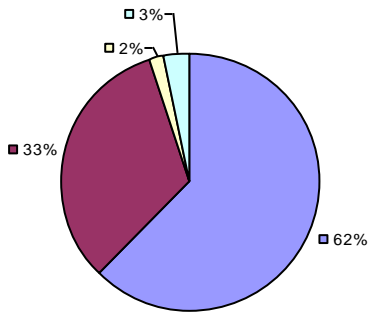
2013-14 TEACHER EVALUATION RESULTS

Student Growth

Local measures results not shown due to suppression\*

Other Measures

Overall Composite

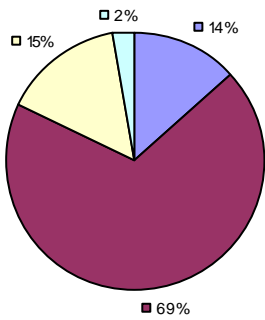


2013-14 PRINCIPAL EVALUATION RESULTS NOT SHOWN DUE TO SUPPRESSION\*

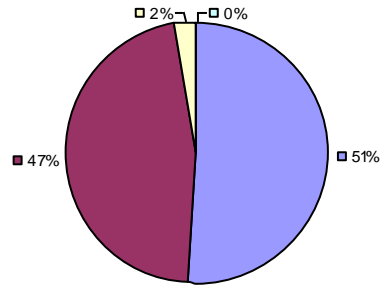
\* Data is suppressed if 100% of teachers/principals received the same rating or if the total teachers/principals in an LEA is less than five.

2013-14 TEACHER EVALUATION RESULTS

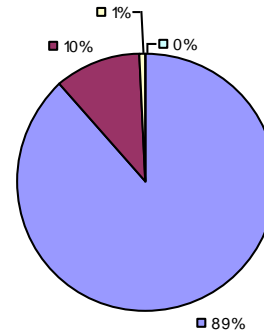
Student Growth



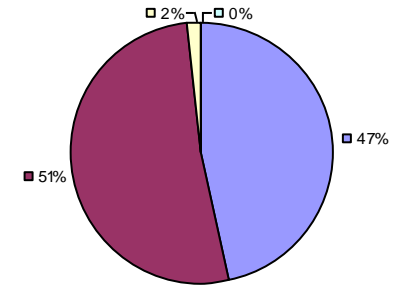
Local Measures



Other Measures



Overall Composite

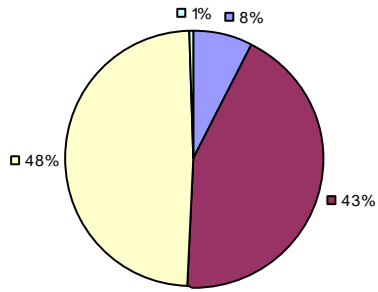


2013-14 PRINCIPAL EVALUATION RESULTS NOT SHOWN DUE TO SUPPRESSION\*

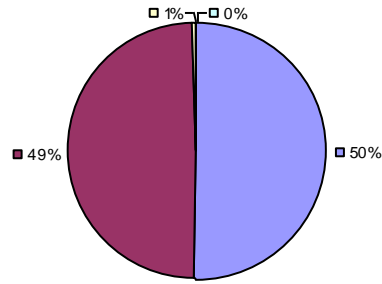
\* Data is suppressed if 100% of teachers/principals received the same rating or if the total teachers/principals in an LEA is less than five.

**2013-14 TEACHER EVALUATION RESULTS**

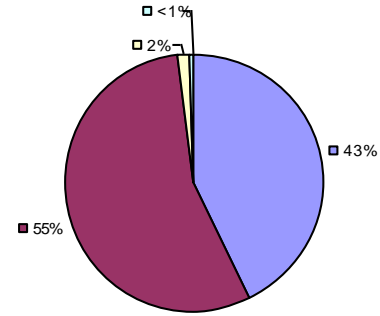
**Student Growth**



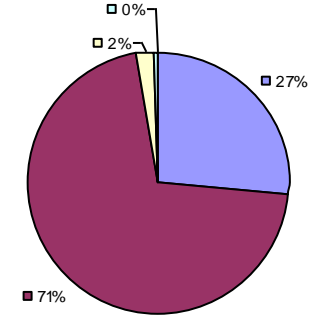
**Local Measures**



**Other Measures**

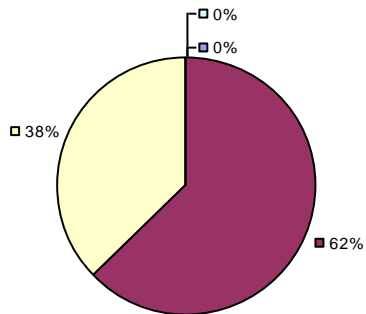


**Overall Composite**

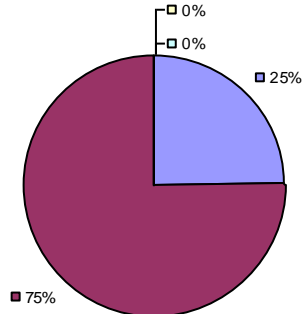


**2013-14 PRINCIPAL EVALUATION RESULTS**

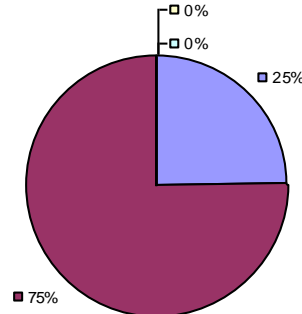
**Student Growth**



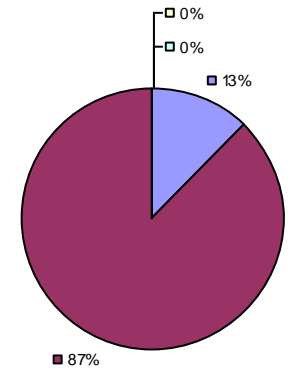
**Local Measures**



**Other Measures**

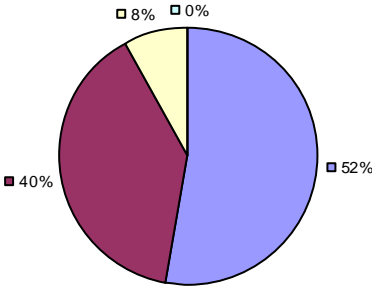


**Overall Composite**

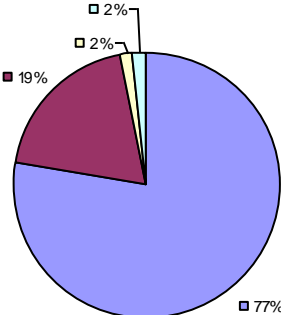


\* Data is suppressed if 100% of teachers/principals received the same rating or if the total teachers/principals in an LEA is less than five.

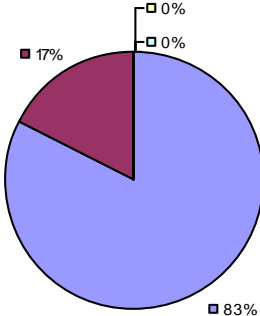
Student Growth



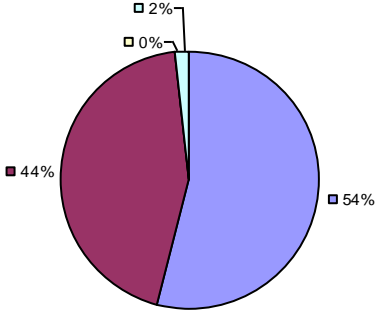
Local Measures



Other Measures



Overall Composite

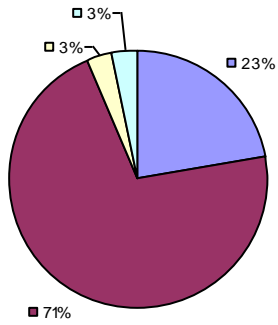


2013-14 PRINCIPAL EVALUATION RESULTS NOT SHOWN DUE TO SUPPRESSION\*

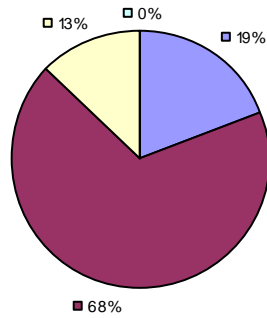
\* Data is suppressed if 100% of teachers/principals received the same rating or if the total teachers/principals in an LEA is less than five.

2013-14 TEACHER EVALUATION RESULTS

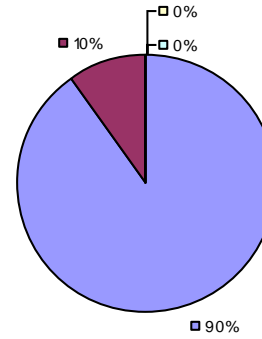
Student Growth



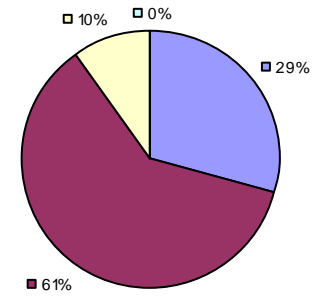
Local Measures



Other Measures



Overall Composite

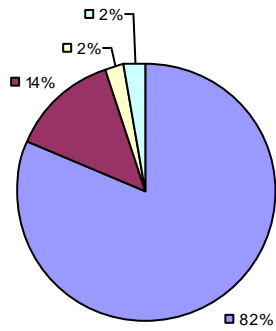


2013-14 PRINCIPAL EVALUATION RESULTS NOT SHOWN DUE TO SUPPRESSION\*

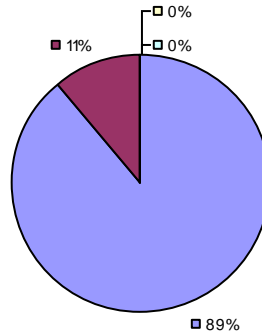
\* Data is suppressed if 100% of teachers/principals received the same rating or if the total teachers/principals in an LEA is less than five.

2013-14 TEACHER EVALUATION RESULTS

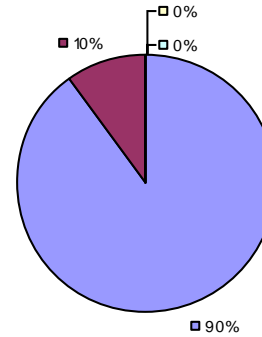
Student Growth



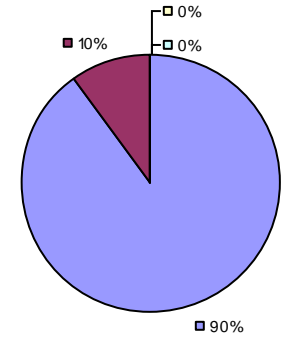
Local Measures



Other Measures



Overall Composite

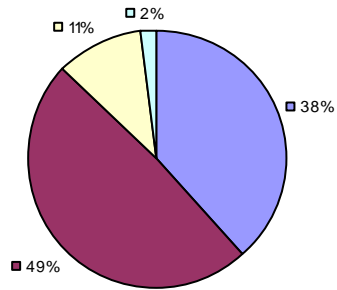


2013-14 PRINCIPAL EVALUATION RESULTS NOT SHOWN DUE TO SUPPRESSION\*

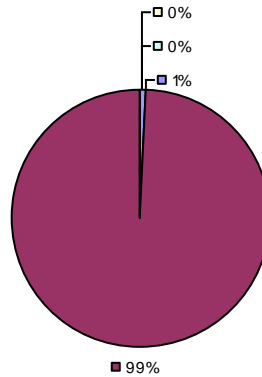
\* Data is suppressed if 100% of teachers/principals received the same rating or if the total teachers/principals in an LEA is less than five.

2013-14 TEACHER EVALUATION RESULTS

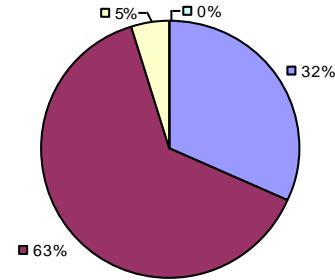
Student Growth



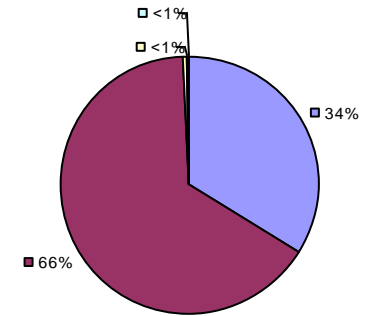
Local Measures



Other Measures



Overall Composite

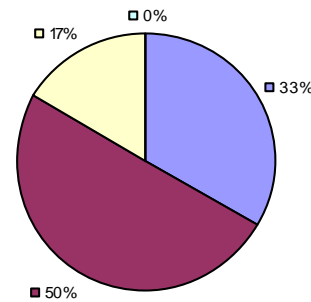


2013-14 PRINCIPAL EVALUATION RESULTS

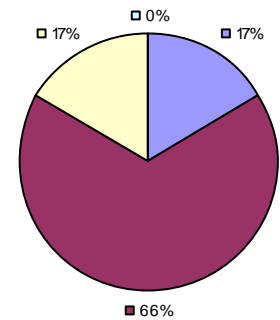
Student growth results not shown due to suppression\*

Local measures results not shown due to suppression\*

Other Measures



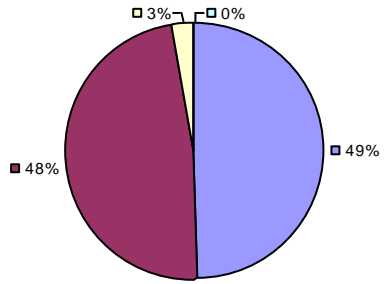
Overall Composite



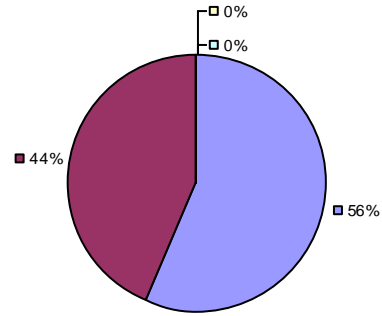
\* Data is suppressed if 100% of teachers/principals received the same rating or if the total teachers/principals in an LEA is less than five.

2013-14 TEACHER EVALUATION RESULTS

Student Growth

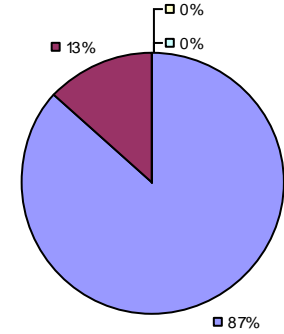


Local Measures



Other measures results not shown due to suppression\*

Overall Composite



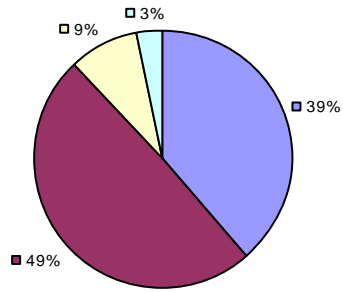
2013-14 PRINCIPAL EVALUATION RESULTS NOT SHOWN DUE TO SUPPRESSION\*

\* Data is suppressed if 100% of teachers/principals received the same rating or if the total teachers/principals in an LEA is less than five.

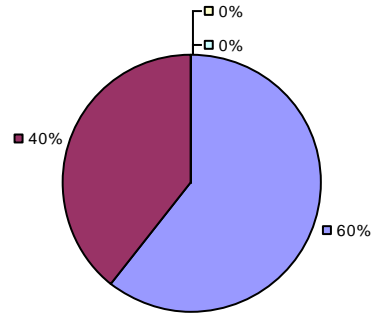


2013-14 TEACHER EVALUATION RESULTS

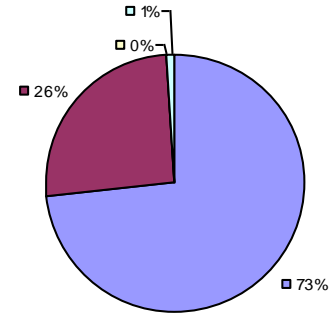
Student Growth



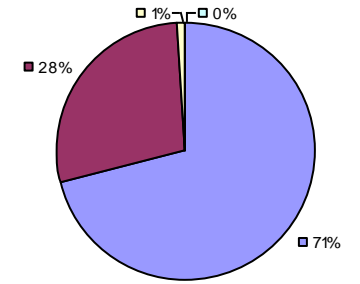
Local Measures



Other Measures



Overall Composite

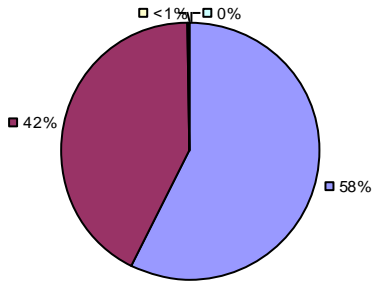


2013-14 PRINCIPAL EVALUATION RESULTS NOT SHOWN DUE TO SUPPRESSION\*

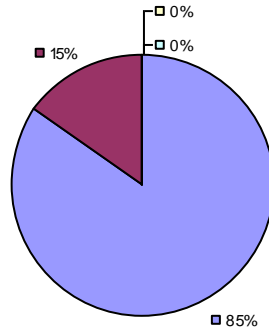
\* Data is suppressed if 100% of teachers/principals received the same rating or if the total teachers/principals in an LEA is less than five.

2013-14 TEACHER EVALUATION RESULTS

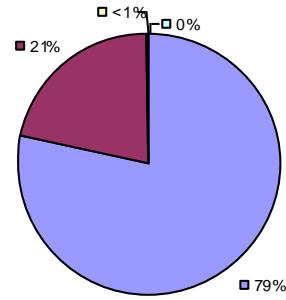
Student Growth



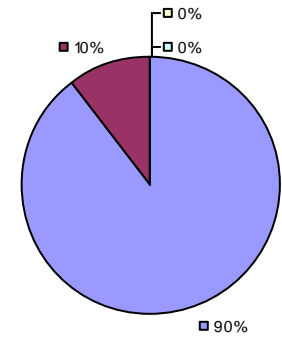
Local Measures



Other Measures

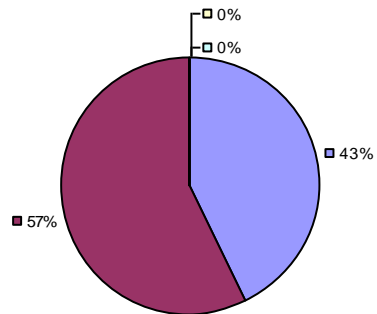


Overall Composite

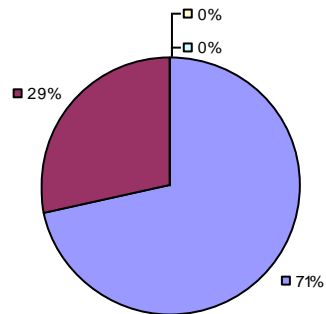


2013-14 PRINCIPAL EVALUATION RESULTS

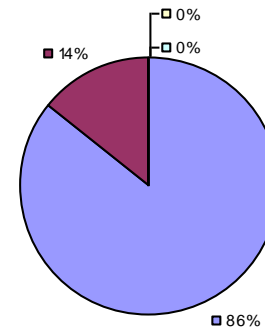
Student Growth



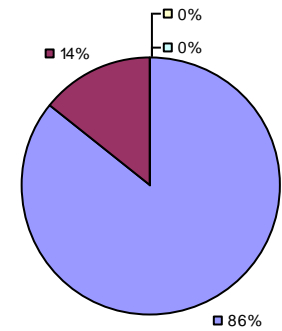
Local Measures



Other Measures



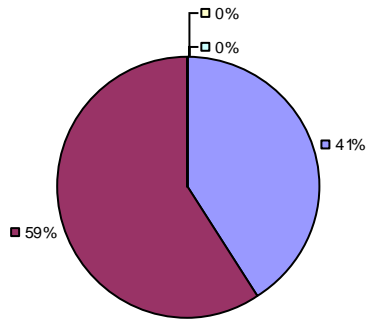
Overall Composite



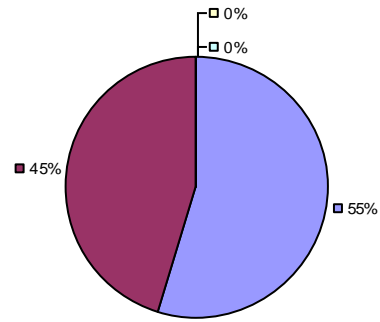
\* Data is suppressed if 100% of teachers/principals received the same rating or if the total teachers/principals in an LEA is less than five.

2013-14 TEACHER EVALUATION RESULTS

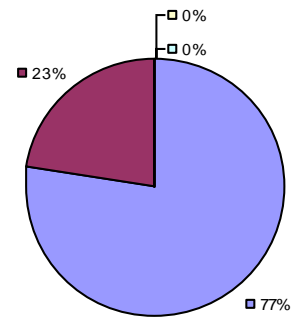
Student Growth



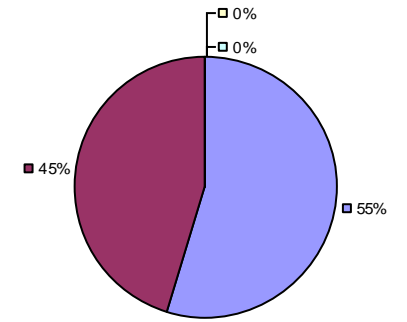
Local Measures



Other Measures



Overall Composite



2013-14 PRINCIPAL EVALUATION RESULTS NOT SHOWN DUE TO SUPPRESSION\*

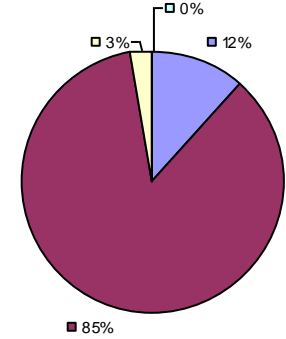
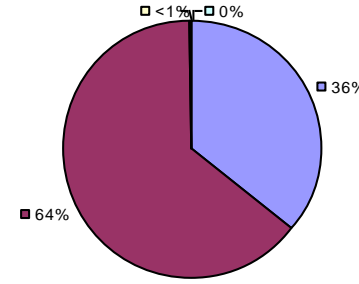
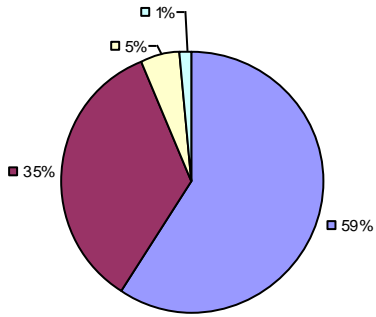
\* Data is suppressed if 100% of teachers/principals received the same rating or if the total teachers/principals in an LEA is less than five.

Student Growth

Local measures results not shown due to suppression\*

Other Measures

Overall Composite

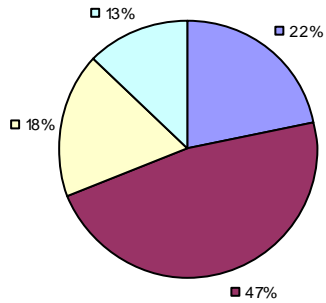


2013-14 PRINCIPAL EVALUATION RESULTS NOT SHOWN DUE TO SUPPRESSION\*

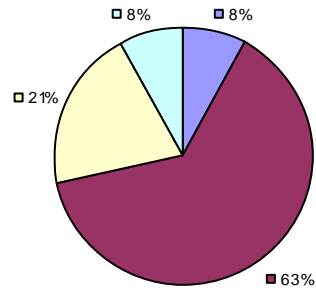
\* Data is suppressed if 100% of teachers/principals received the same rating or if the total teachers/principals in an LEA is less than five.

2013-14 TEACHER EVALUATION RESULTS

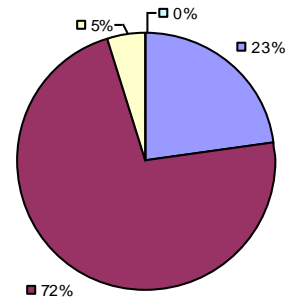
Student Growth



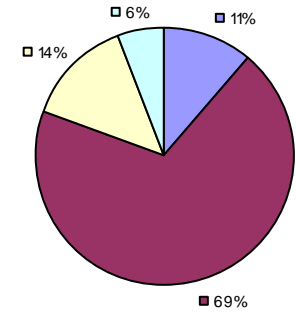
Local Measures



Other Measures



Overall Composite

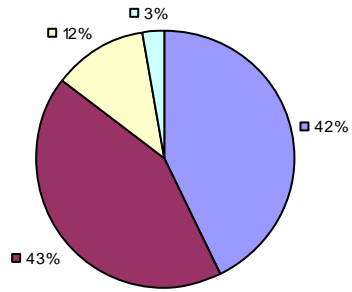


2013-14 PRINCIPAL EVALUATION RESULTS NOT SHOWN DUE TO SUPPRESSION\*

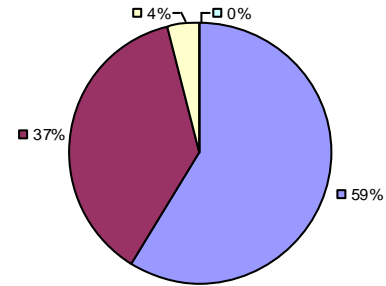
\* Data is suppressed if 100% of teachers/principals received the same rating or if the total teachers/principals in an LEA is less than five.

Student Growth

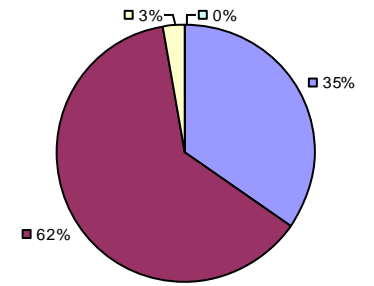
Local measures results not shown due to suppression\*



Other Measures



Overall Composite



2013-14 PRINCIPAL EVALUATION RESULTS NOT SHOWN DUE TO SUPPRESSION\*

\* Data is suppressed if 100% of teachers/principals received the same rating or if the total teachers/principals in an LEA is less than five.

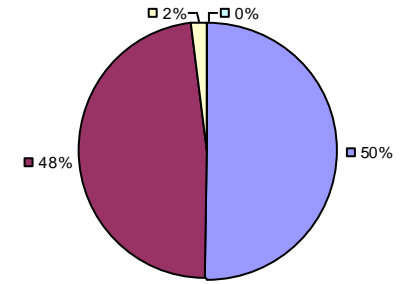
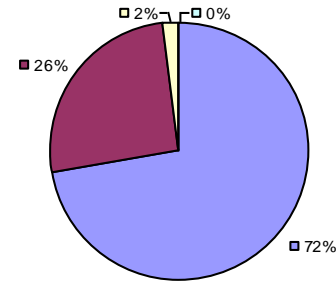
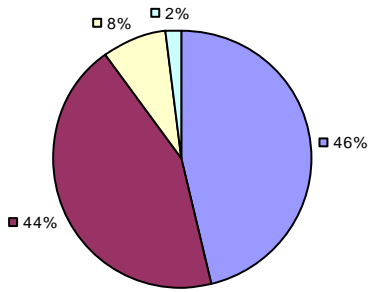
2013-14 TEACHER EVALUATION RESULTS

Student Growth

Local measures results not shown due to suppression\*

Other Measures

Overall Composite



2013-14 PRINCIPAL EVALUATION RESULTS NOT SHOWN DUE TO SUPPRESSION\*

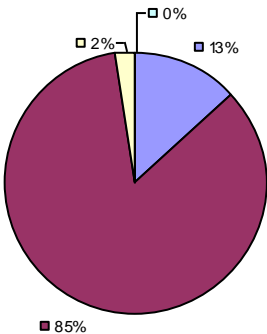
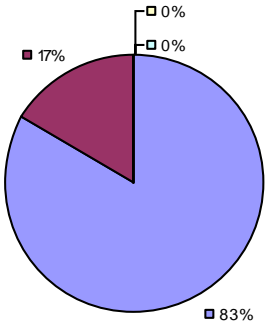
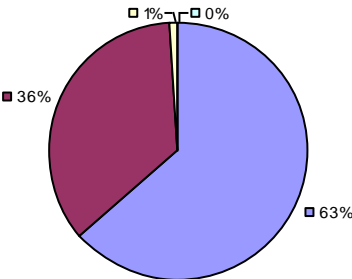
\* Data is suppressed if 100% of teachers/principals received the same rating or if the total teachers/principals in an LEA is less than five.

Student Growth

Local measures results not shown due to suppression\*

Other Measures

Overall Composite

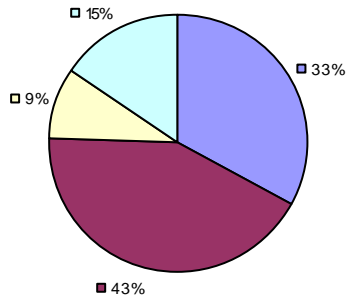


2013-14 PRINCIPAL EVALUATION RESULTS NOT SHOWN DUE TO SUPPRESSION\*

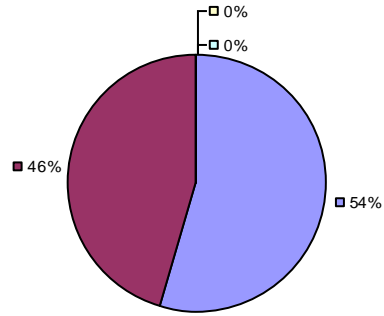
\* Data is suppressed if 100% of teachers/principals received the same rating or if the total teachers/principals in an LEA is less than five.



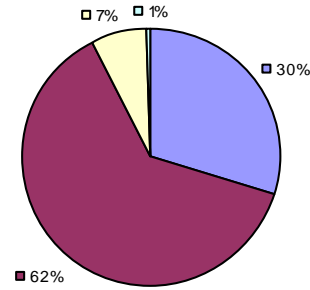
Student Growth



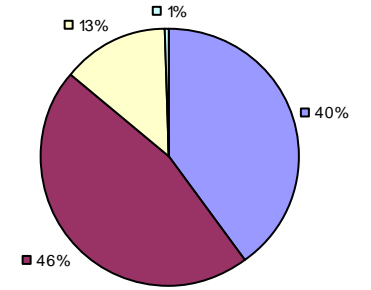
Local Measures



Other Measures



Overall Composite



2013-14 PRINCIPAL EVALUATION RESULTS NOT SHOWN DUE TO SUPPRESSION\*

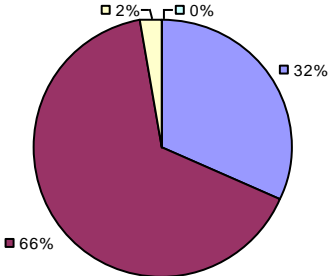
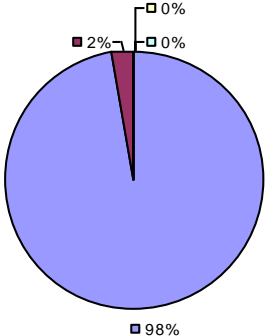
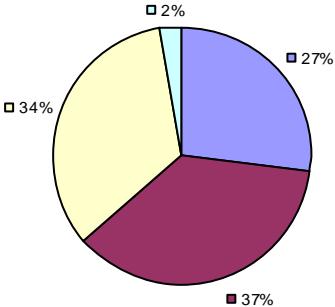
\* Data is suppressed if 100% of teachers/principals received the same rating or if the total teachers/principals in an LEA is less than five.

Student Growth

Local measures results not shown due to suppression\*

Other Measures

Overall Composite



2013-14 PRINCIPAL EVALUATION RESULTS NOT SUBMITTED

\* Data is suppressed if 100% of teachers/principals received the same rating or if the total teachers/principals in an LEA is less than five.

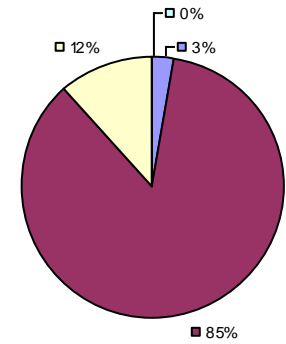
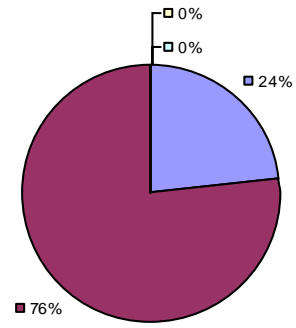
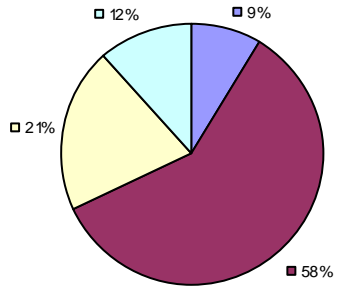
2013-14 TEACHER EVALUATION RESULTS

Student Growth

Local measures results not shown due to suppression\*

Other Measures

Overall Composite

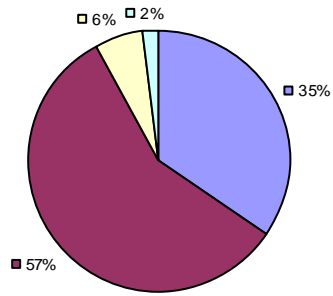


2013-14 PRINCIPAL EVALUATION RESULTS NOT SHOWN DUE TO SUPPRESSION\*

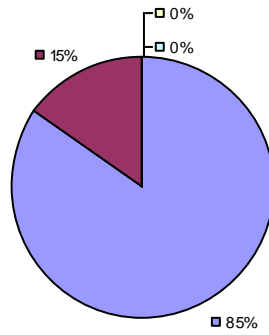
\* Data is suppressed if 100% of teachers/principals received the same rating or if the total teachers/principals in an LEA is less than five.

2013-14 TEACHER EVALUATION RESULTS

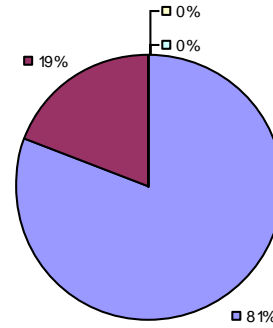
Student Growth



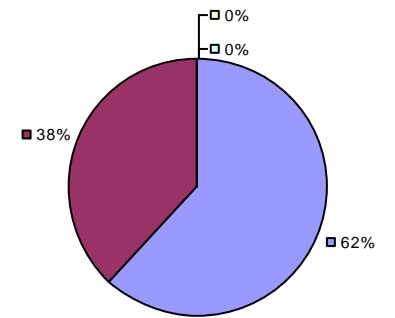
Local Measures



Other Measures



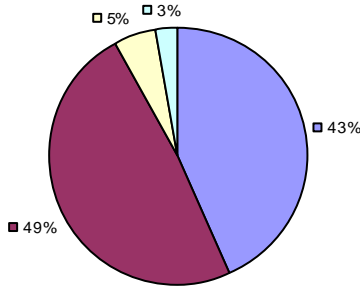
Overall Composite



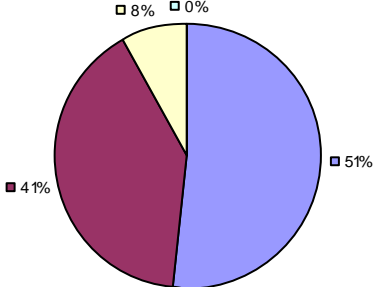
2013-14 PRINCIPAL EVALUATION RESULTS NOT SHOWN DUE TO SUPPRESSION\*

\* Data is suppressed if 100% of teachers/principals received the same rating or if the total teachers/principals in an LEA is less than five.

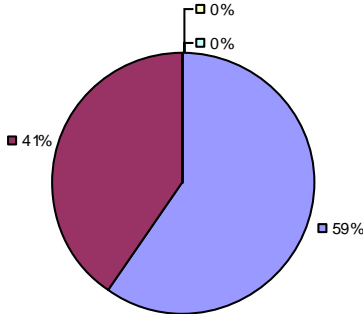
Student Growth



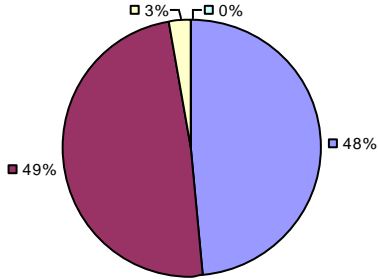
Local Measures



Other Measures



Overall Composite

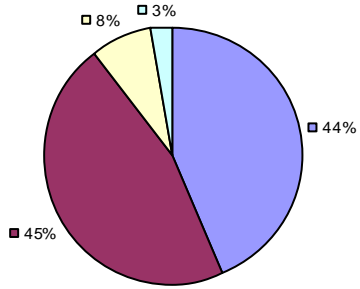


2013-14 PRINCIPAL EVALUATION RESULTS NOT SHOWN DUE TO SUPPRESSION\*

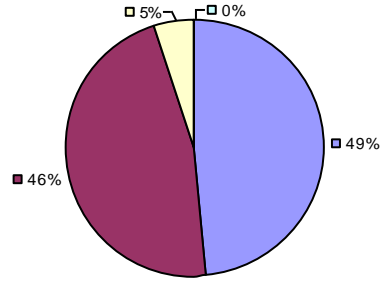
\* Data is suppressed if 100% of teachers/principals received the same rating or if the total teachers/principals in an LEA is less than five.

2013-14 TEACHER EVALUATION RESULTS

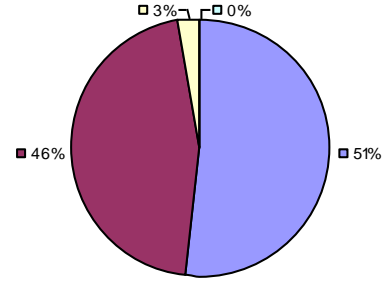
Student Growth



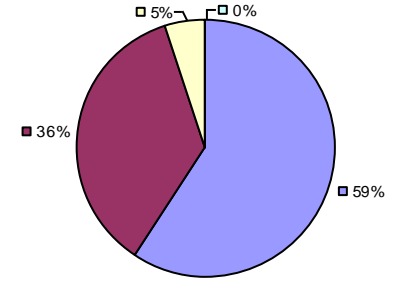
Local Measures



Other Measures



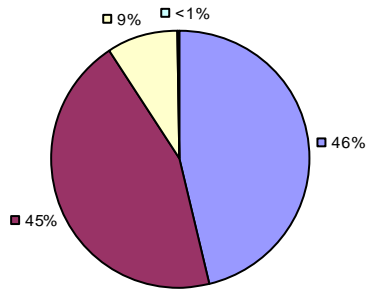
Overall Composite



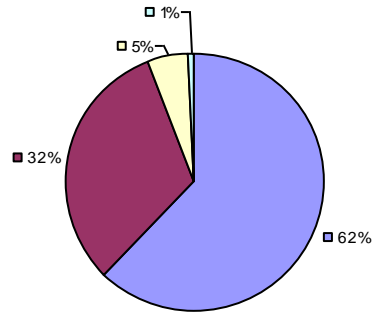
2013-14 PRINCIPAL EVALUATION RESULTS NOT SHOWN DUE TO SUPPRESSION\*

\* Data is suppressed if 100% of teachers/principals received the same rating or if the total teachers/principals in an LEA is less than five.

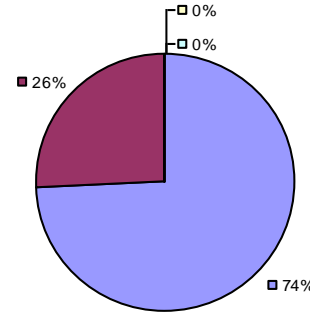
Student Growth



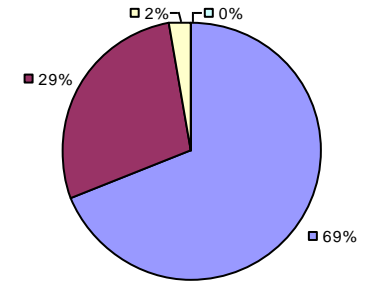
Local Measures



Other Measures



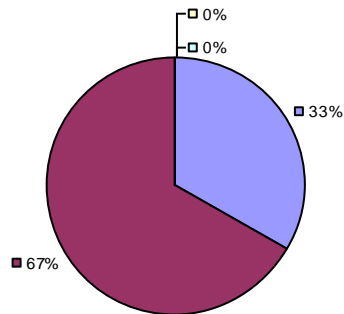
Overall Composite



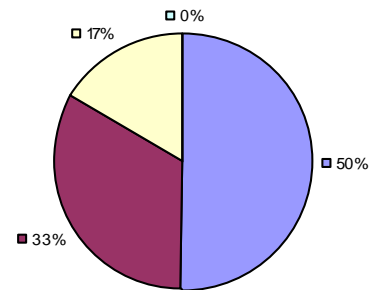
2013-14 PRINCIPAL EVALUATION RESULTS

Student growth results not shown due to suppression\*

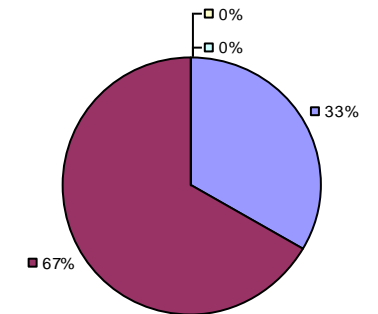
Local Measures



Other Measures



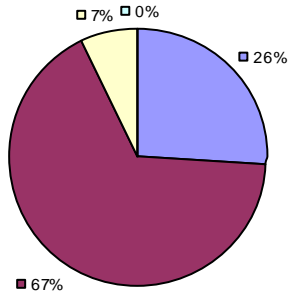
Overall Composite



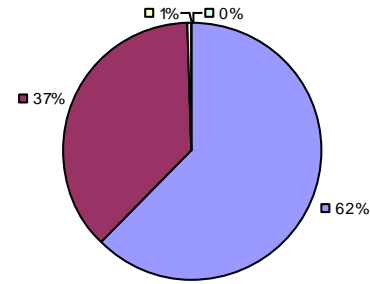
\* Data is suppressed if 100% of teachers/principals received the same rating or if the total teachers/principals in an LEA is less than five.

Student Growth

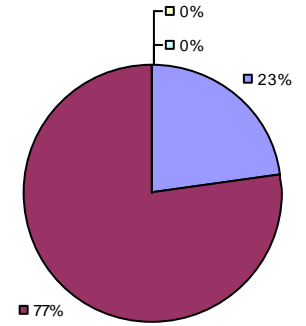
Local measures results not shown due to suppression\*



Other Measures



Overall Composite



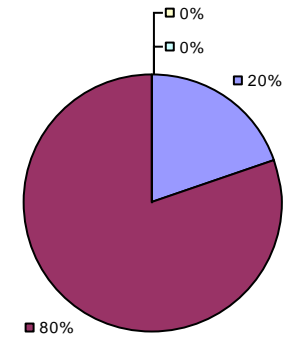
2013-14 PRINCIPAL EVALUATION RESULTS

Student growth results not shown due to suppression\*

Local measures results not shown due to suppression\*

Other measures results not shown due to suppression\*

Overall Composite

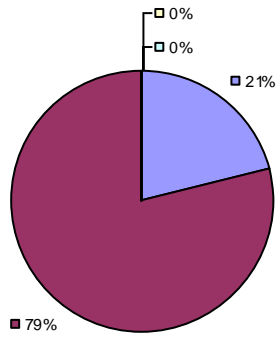


\* Data is suppressed if 100% of teachers/principals received the same rating or if the total teachers/principals in an LEA is less than five.

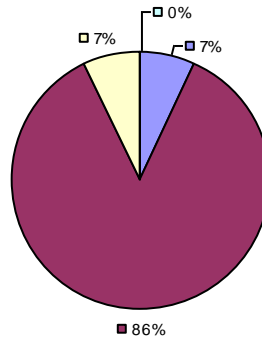


2013-14 TEACHER EVALUATION RESULTS

Student Growth

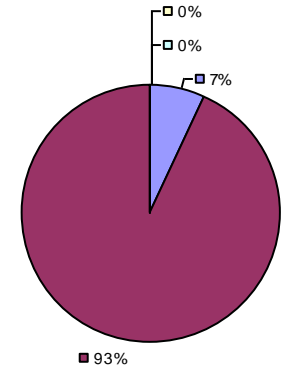


Local Measures



Other measures results not shown due to suppression\*

Overall Composite

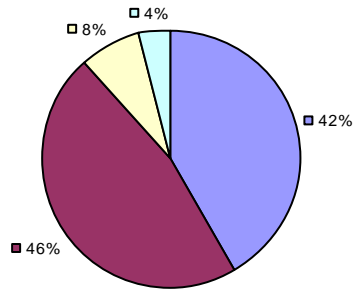


2013-14 PRINCIPAL EVALUATION RESULTS NOT SHOWN DUE TO SUPPRESSION\*

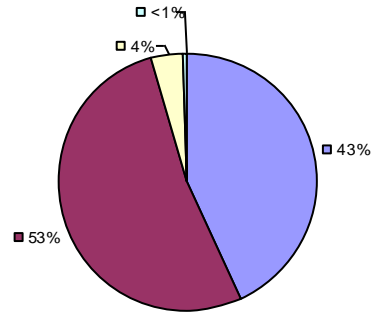
\* Data is suppressed if 100% of teachers/principals received the same rating or if the total teachers/principals in an LEA is less than five.

2013-14 TEACHER EVALUATION RESULTS

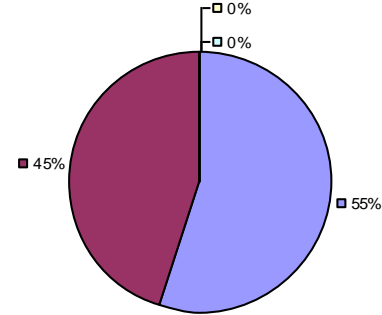
Student Growth



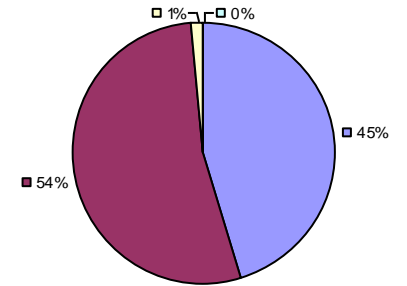
Local Measures



Other Measures

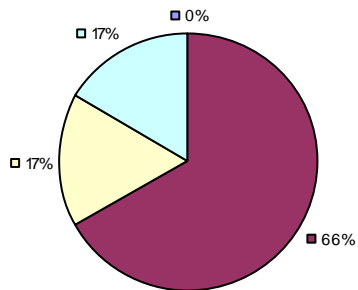


Overall Composite



2013-14 PRINCIPAL EVALUATION RESULTS

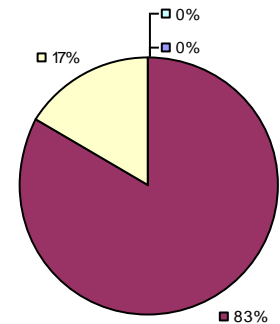
Student Growth



Local measures results not shown due to suppression\*

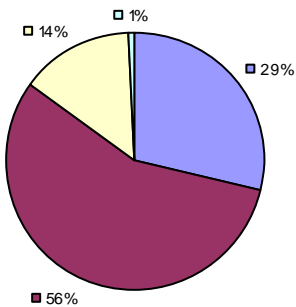
Other measures results not shown due to suppression\*

Overall Composite

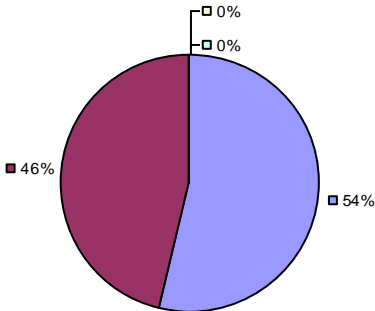


\* Data is suppressed if 100% of teachers/principals received the same rating or if the total teachers/principals in an LEA is less than five.

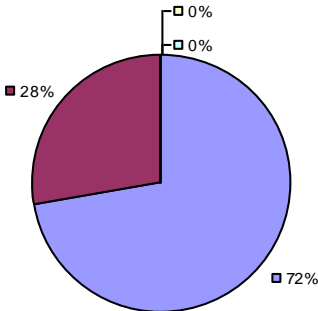
Student Growth



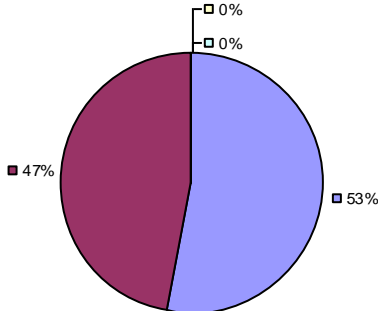
Local Measures



Other Measures



Overall Composite

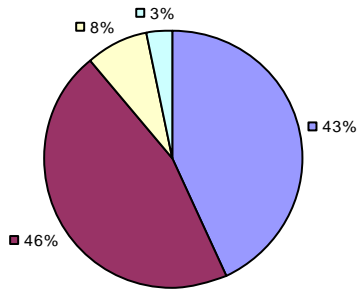


2013-14 PRINCIPAL EVALUATION RESULTS NOT SHOWN DUE TO SUPPRESSION\*

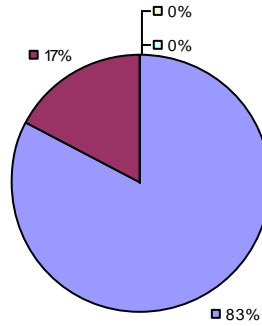
\* Data is suppressed if 100% of teachers/principals received the same rating or if the total teachers/principals in an LEA is less than five.

2013-14 TEACHER EVALUATION RESULTS

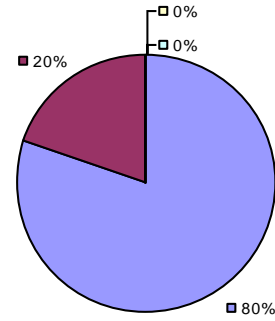
Student Growth



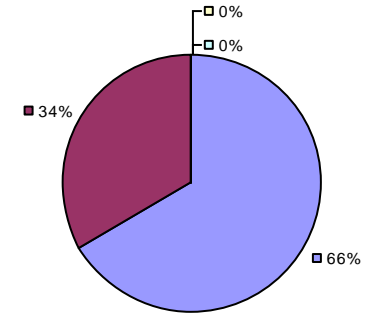
Local Measures



Other Measures



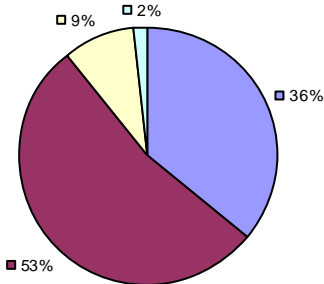
Overall Composite



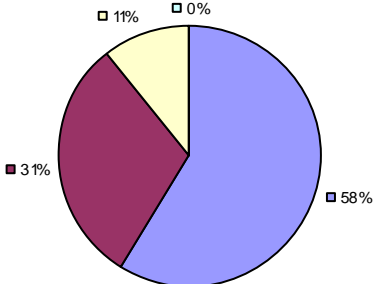
2013-14 PRINCIPAL EVALUATION RESULTS NOT SHOWN DUE TO SUPPRESSION\*

\* Data is suppressed if 100% of teachers/principals received the same rating or if the total teachers/principals in an LEA is less than five.

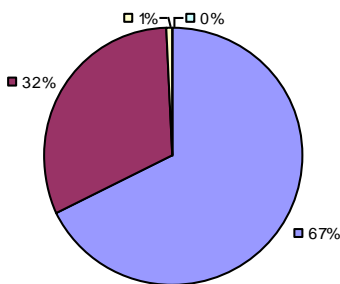
Student Growth



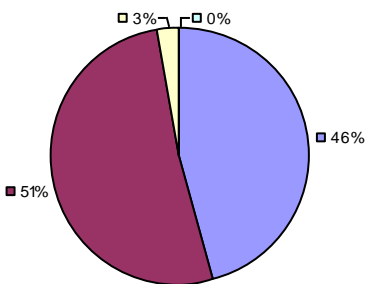
Local Measures



Other Measures



Overall Composite

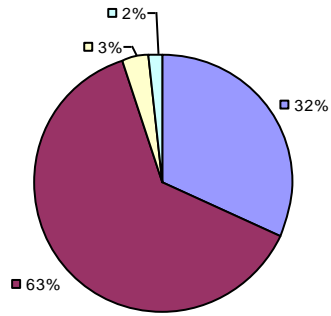


2013-14 PRINCIPAL EVALUATION RESULTS NOT SHOWN DUE TO SUPPRESSION\*

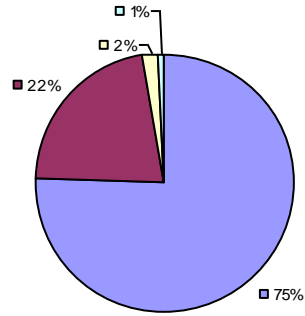
\* Data is suppressed if 100% of teachers/principals received the same rating or if the total teachers/principals in an LEA is less than five.

2013-14 TEACHER EVALUATION RESULTS

Student Growth

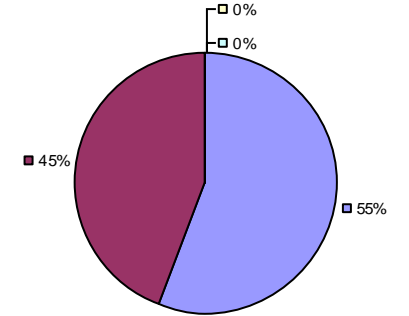


Local Measures



Other measures results not shown due to suppression\*

Overall Composite

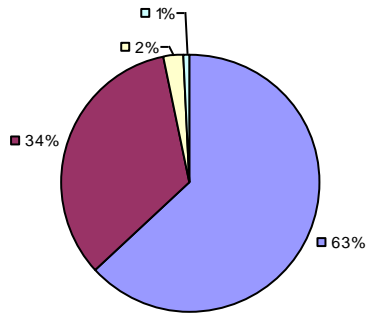


2013-14 PRINCIPAL EVALUATION RESULTS NOT SHOWN DUE TO SUPPRESSION\*

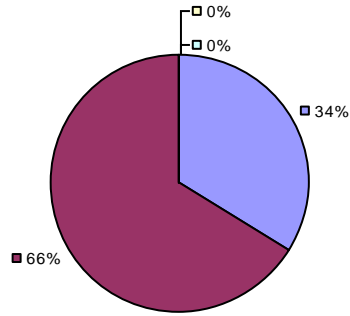
\* Data is suppressed if 100% of teachers/principals received the same rating or if the total teachers/principals in an LEA is less than five.

2013-14 TEACHER EVALUATION RESULTS

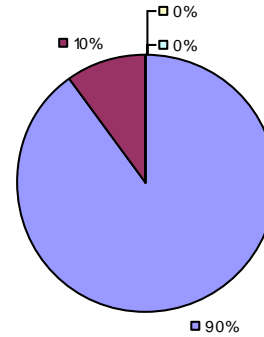
Student Growth



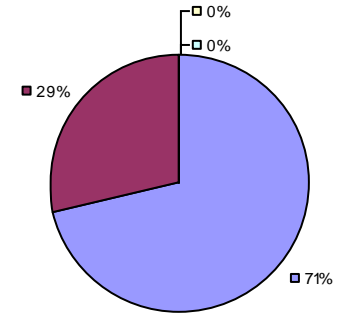
Local Measures



Other Measures

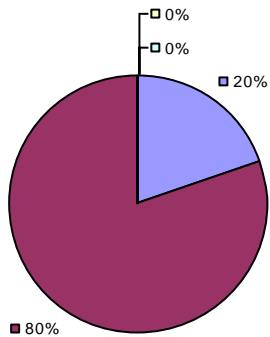


Overall Composite

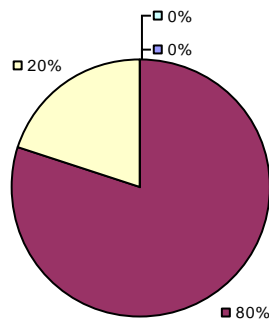


2013-14 PRINCIPAL EVALUATION RESULTS

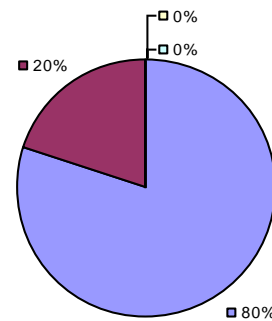
Student Growth



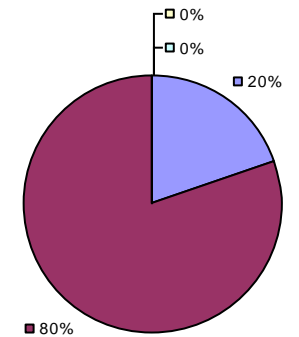
Local Measures



Other Measures



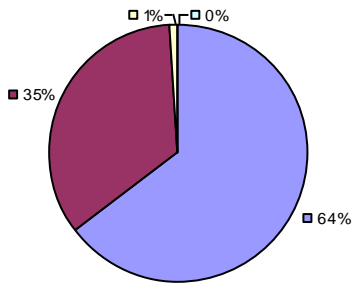
Overall Composite



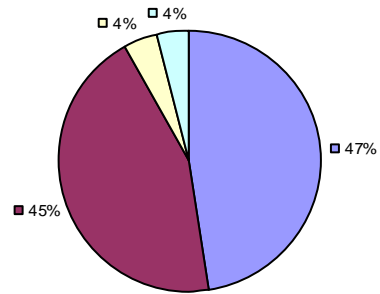
\* Data is suppressed if 100% of teachers/principals received the same rating or if the total teachers/principals in an LEA is less than five.

2013-14 TEACHER EVALUATION RESULTS

Student Growth

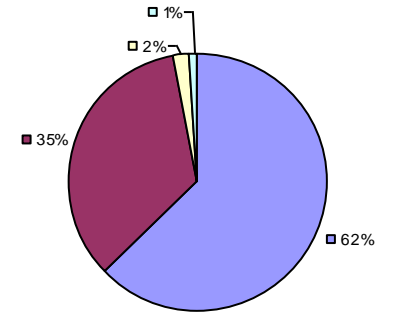


Local Measures



Other measures results not shown due to suppression\*

Overall Composite



2013-14 PRINCIPAL EVALUATION RESULTS NOT SHOWN DUE TO SUPPRESSION\*

\* Data is suppressed if 100% of teachers/principals received the same rating or if the total teachers/principals in an LEA is less than five.



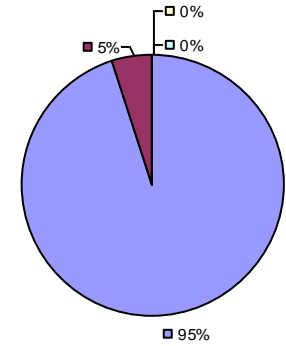
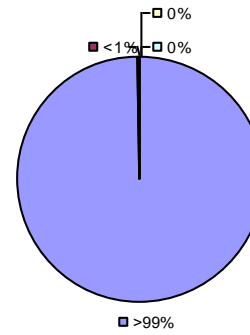
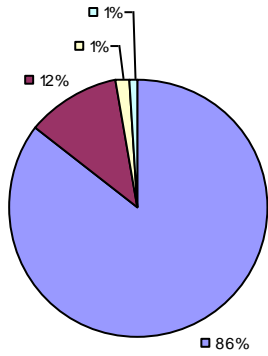
2013-14 TEACHER EVALUATION RESULTS

Student Growth

Local measures results not shown due to suppression\*

Other Measures

Overall Composite



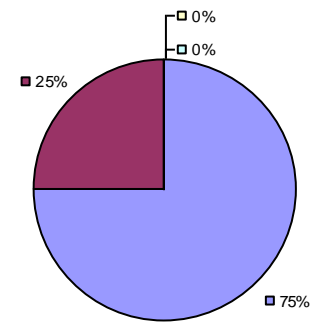
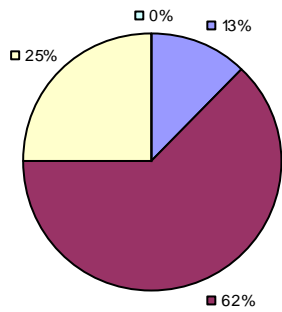
2013-14 PRINCIPAL EVALUATION RESULTS

Student Growth

Local measures results not shown due to suppression\*

Other measures results not shown due to suppression\*

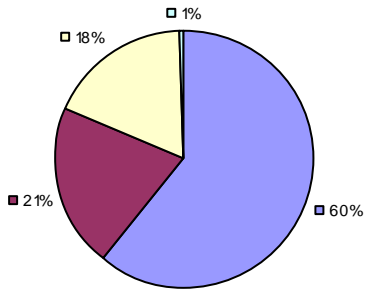
Overall Composite



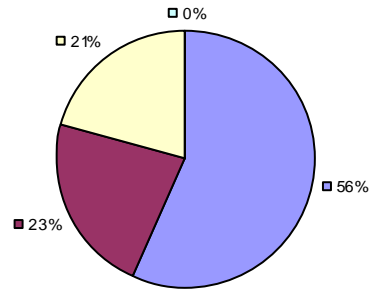
\* Data is suppressed if 100% of teachers/principals received the same rating or if the total teachers/principals in an LEA is less than five.

2013-14 TEACHER EVALUATION RESULTS

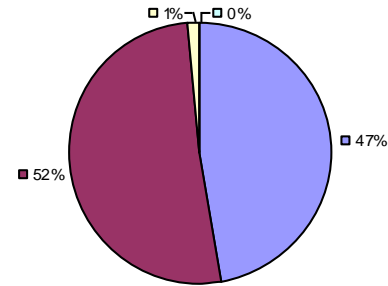
Student Growth



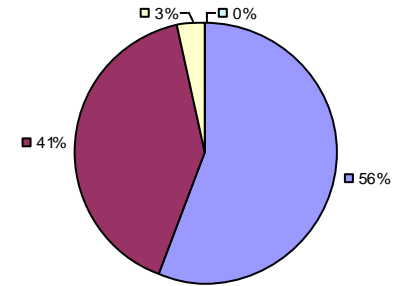
Local Measures



Other Measures

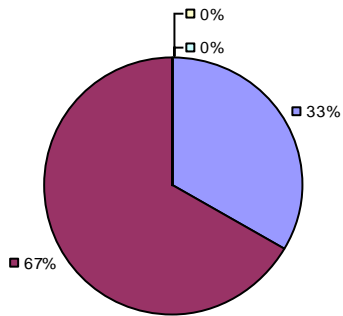


Overall Composite

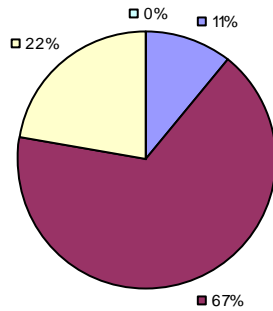


2013-14 PRINCIPAL EVALUATION RESULTS

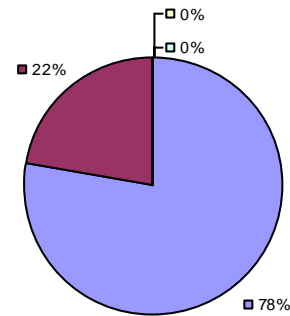
Student Growth



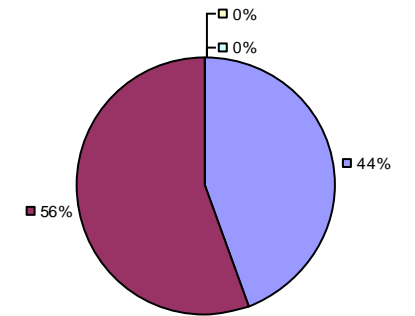
Local Measures



Other Measures



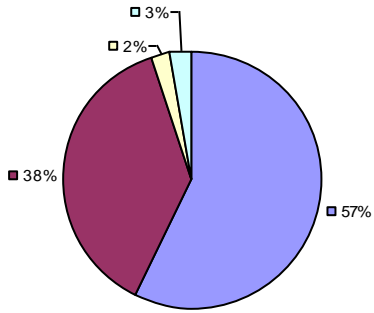
Overall Composite



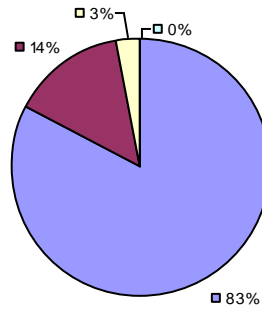
\* Data is suppressed if 100% of teachers/principals received the same rating or if the total teachers/principals in an LEA is less than five.

2013-14 TEACHER EVALUATION RESULTS

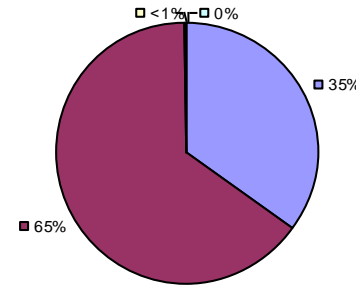
Student Growth



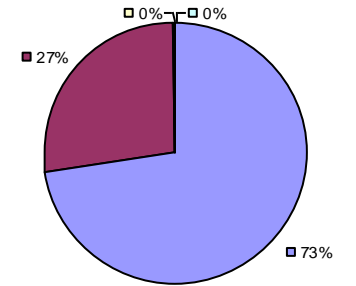
Local Measures



Other Measures

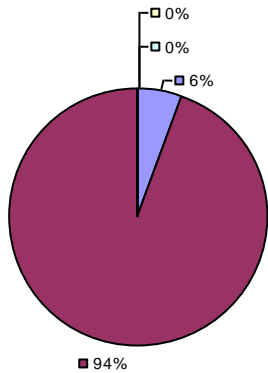


Overall Composite

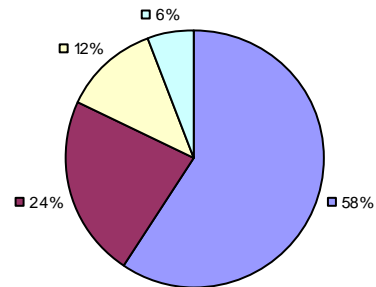


2013-14 PRINCIPAL EVALUATION RESULTS

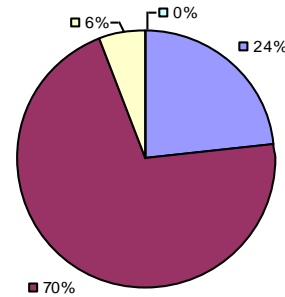
Student Growth



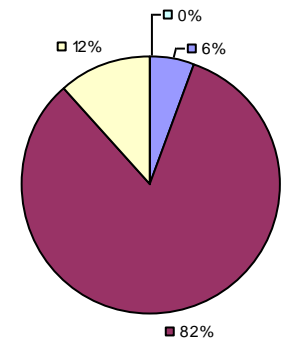
Local Measures



Other Measures

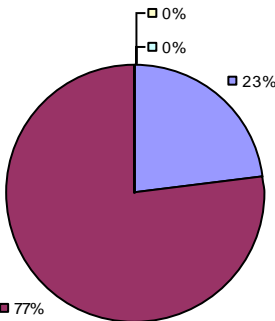


Overall Composite

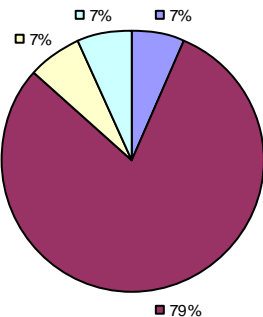


\* Data is suppressed if 100% of teachers/principals received the same rating or if the total teachers/principals in an LEA is less than five.

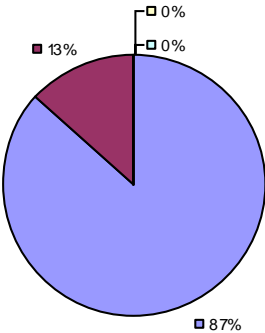
Student Growth



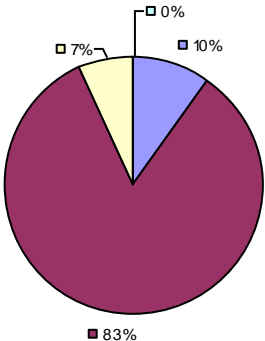
Local Measures



Other Measures



Overall Composite

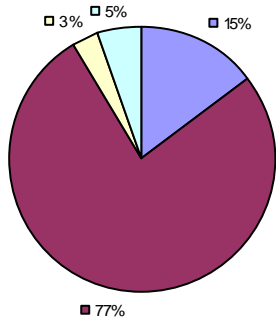


2013-14 PRINCIPAL EVALUATION RESULTS NOT SHOWN DUE TO SUPPRESSION\*

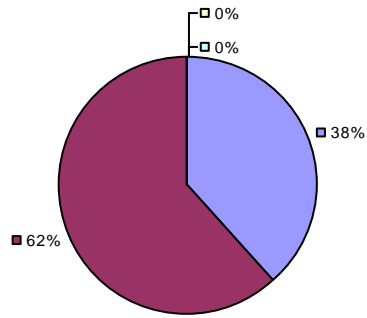
\* Data is suppressed if 100% of teachers/principals received the same rating or if the total teachers/principals in an LEA is less than five.

**2013-14 TEACHER EVALUATION RESULTS**

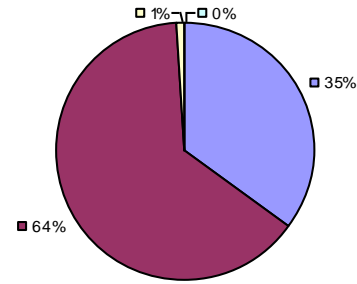
**Student Growth**



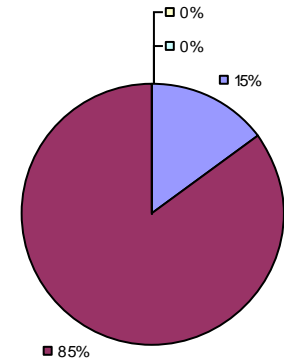
**Local Measures**



**Other Measures**



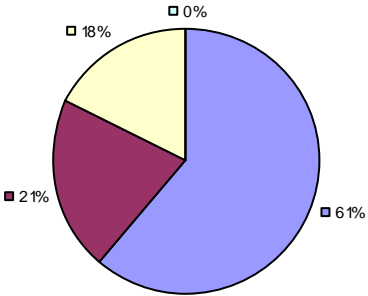
**Overall Composite**



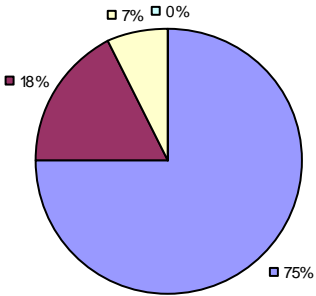
**2013-14 PRINCIPAL EVALUATION RESULTS NOT SHOWN DUE TO SUPPRESSION\***

\* Data is suppressed if 100% of teachers/principals received the same rating or if the total teachers/principals in an LEA is less than five.

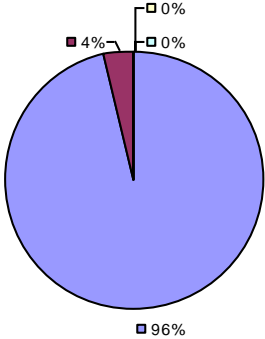
Student Growth



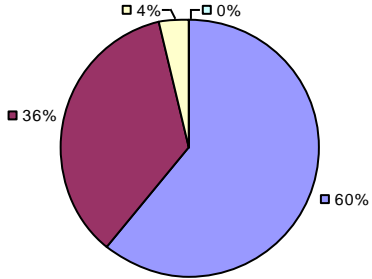
Local Measures



Other Measures



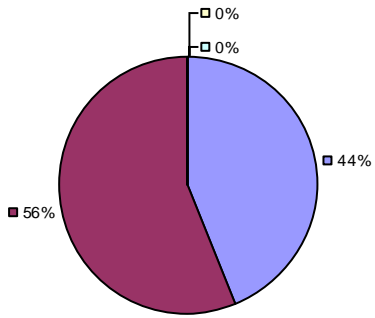
Overall Composite



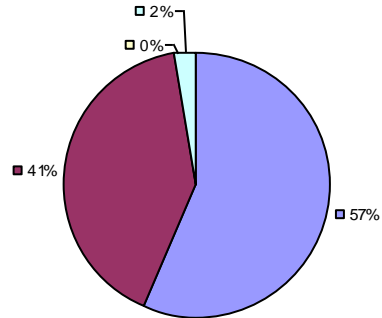
2013-14 PRINCIPAL EVALUATION RESULTS NOT SHOWN DUE TO SUPPRESSION\*

\* Data is suppressed if 100% of teachers/principals received the same rating or if the total teachers/principals in an LEA is less than five.

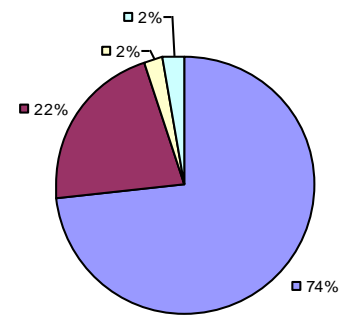
**Student Growth**



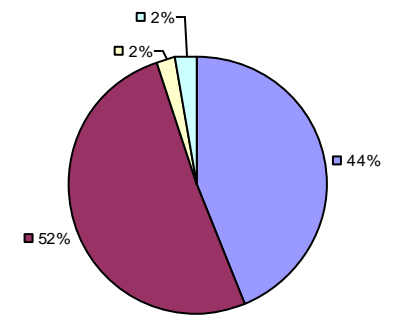
**Local Measures**



**Other Measures**



**Overall Composite**

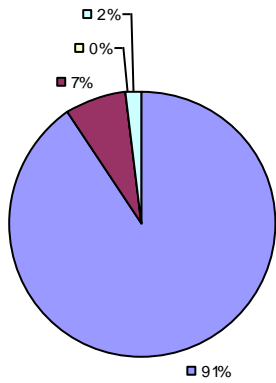


**2013-14 PRINCIPAL EVALUATION RESULTS NOT SHOWN DUE TO SUPPRESSION\***

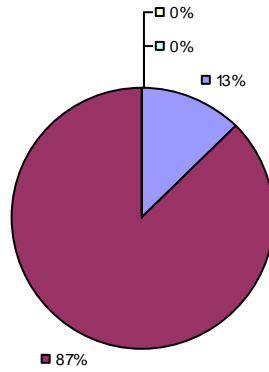
\* Data is suppressed if 100% of teachers/principals received the same rating or if the total teachers/principals in an LEA is less than five.

**2013-14 TEACHER EVALUATION RESULTS**

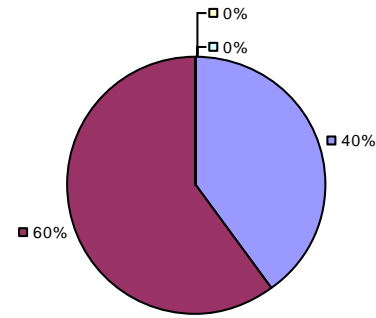
**Student Growth**



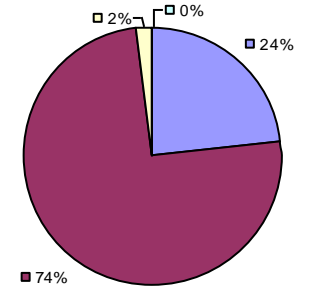
**Local Measures**



**Other Measures**



**Overall Composite**



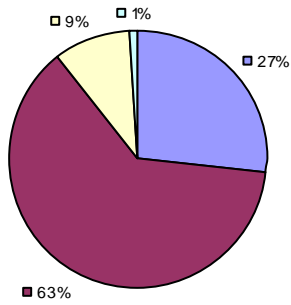
**2013-14 PRINCIPAL EVALUATION RESULTS NOT SUBMITTED**

\* Data is suppressed if 100% of teachers/principals received the same rating or if the total teachers/principals in an LEA is less than five.

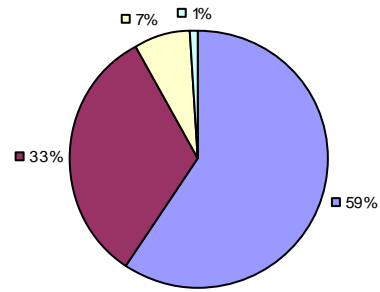


2013-14 TEACHER EVALUATION RESULTS

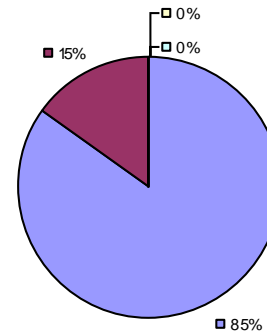
Student Growth



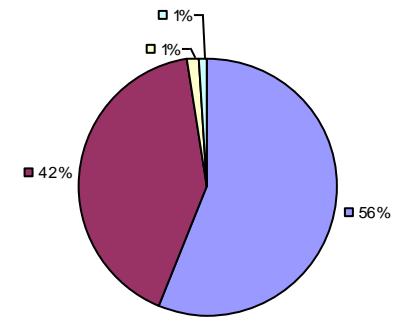
Local Measures



Other Measures



Overall Composite

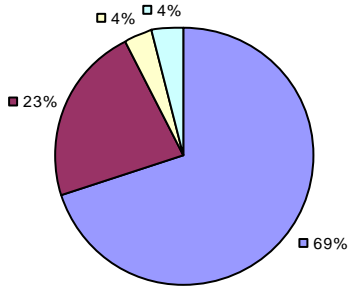


2013-14 PRINCIPAL EVALUATION RESULTS NOT SHOWN DUE TO SUPPRESSION\*

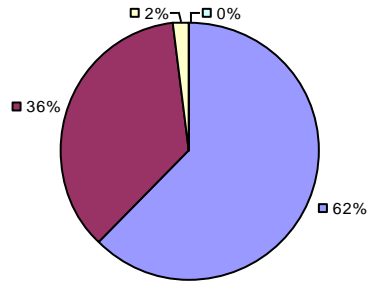
\* Data is suppressed if 100% of teachers/principals received the same rating or if the total teachers/principals in an LEA is less than five.

2013-14 TEACHER EVALUATION RESULTS

Student Growth

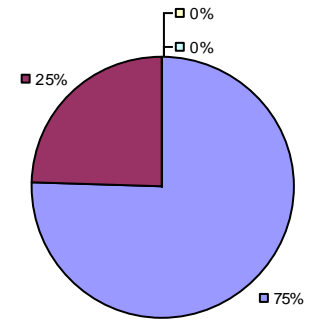


Local Measures



Other measures results not shown due to suppression\*

Overall Composite

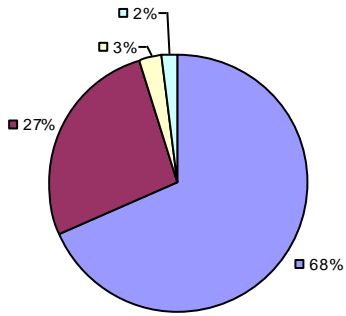


2013-14 PRINCIPAL EVALUATION RESULTS NOT SHOWN DUE TO SUPPRESSION\*

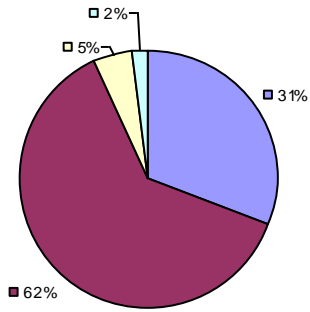
\* Data is suppressed if 100% of teachers/principals received the same rating or if the total teachers/principals in an LEA is less than five.

2013-14 TEACHER EVALUATION RESULTS

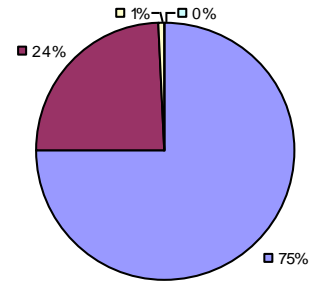
Student Growth



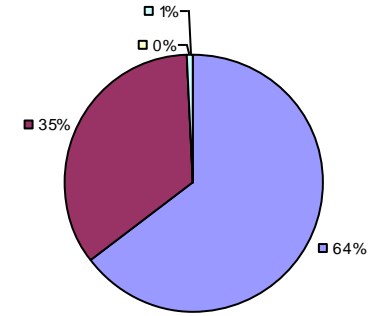
Local Measures



Other Measures



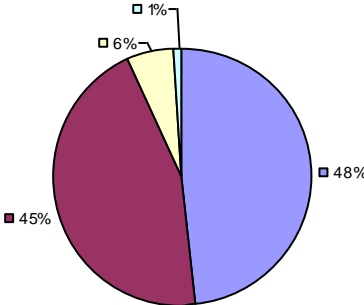
Overall Composite



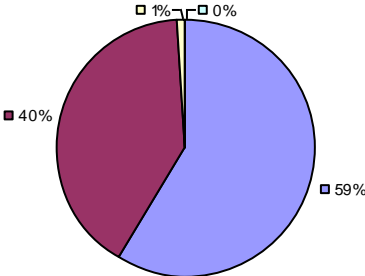
2013-14 PRINCIPAL EVALUATION RESULTS NOT SHOWN DUE TO SUPPRESSION\*

\* Data is suppressed if 100% of teachers/principals received the same rating or if the total teachers/principals in an LEA is less than five.

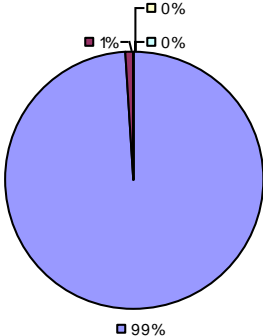
Student Growth



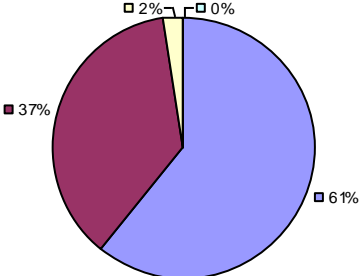
Local Measures



Other Measures



Overall Composite

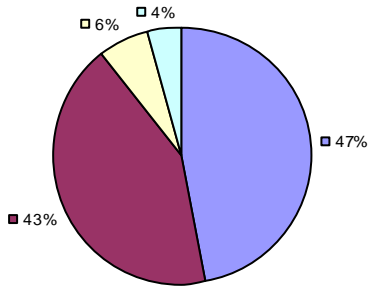


2013-14 PRINCIPAL EVALUATION RESULTS NOT SHOWN DUE TO SUPPRESSION\*

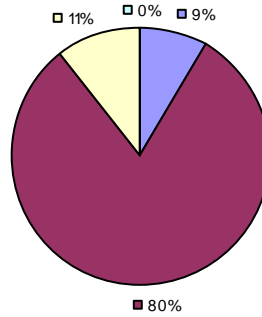
\* Data is suppressed if 100% of teachers/principals received the same rating or if the total teachers/principals in an LEA is less than five.

**2013-14 TEACHER EVALUATION RESULTS**

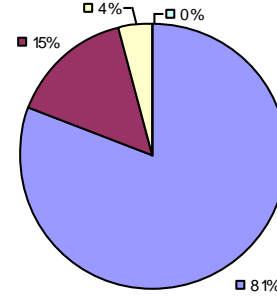
**Student Growth**



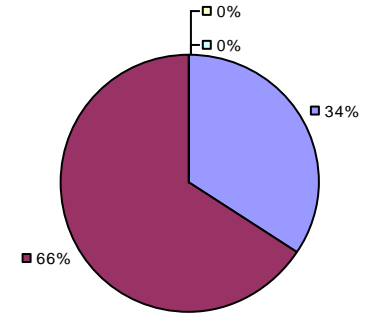
**Local Measures**



**Other Measures**



**Overall Composite**

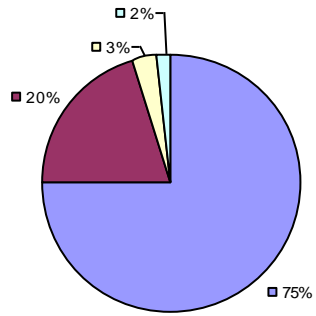


**2013-14 PRINCIPAL EVALUATION RESULTS NOT SHOWN DUE TO SUPPRESSION\***

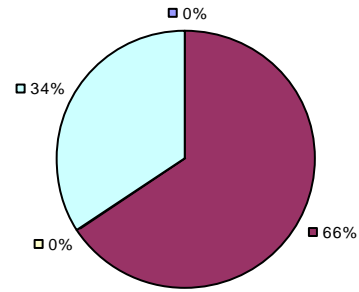
\* Data is suppressed if 100% of teachers/principals received the same rating or if the total teachers/principals in an LEA is less than five.

2013-14 TEACHER EVALUATION RESULTS

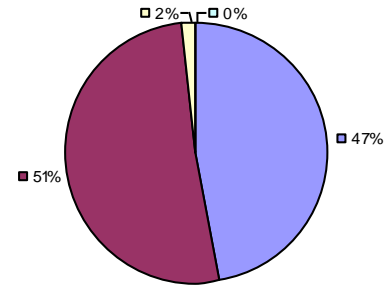
Student Growth



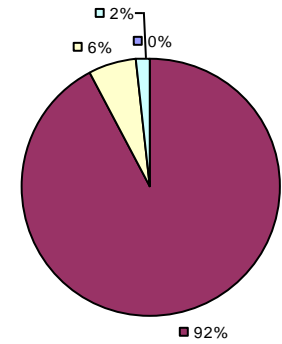
Local Measures



Other Measures



Overall Composite

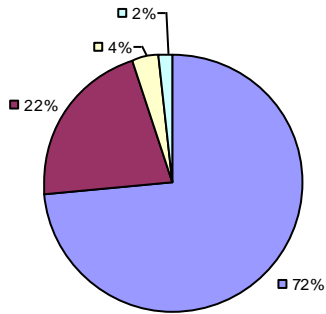


2013-14 PRINCIPAL EVALUATION RESULTS NOT SHOWN DUE TO SUPPRESSION\*

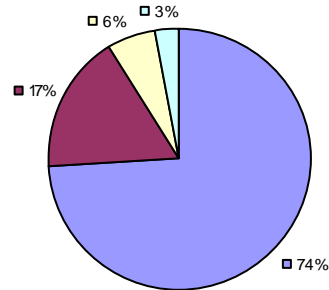
\* Data is suppressed if 100% of teachers/principals received the same rating or if the total teachers/principals in an LEA is less than five.

2013-14 TEACHER EVALUATION RESULTS

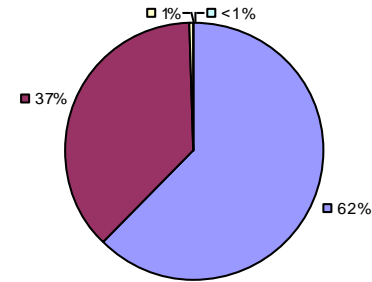
Student Growth



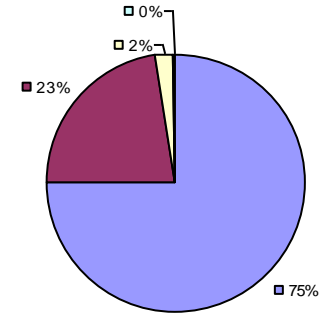
Local Measures



Other Measures

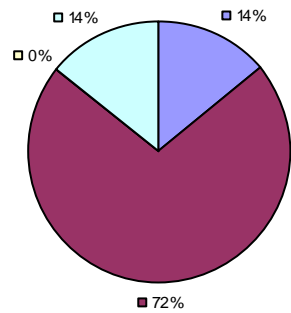


Overall Composite

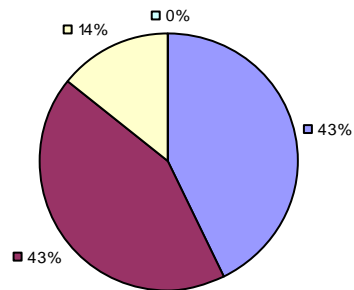


2013-14 PRINCIPAL EVALUATION RESULTS

Student Growth

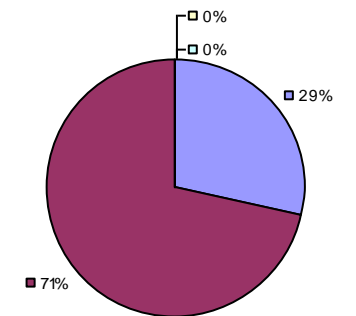


Local Measures



Other measures results not shown due to suppression\*

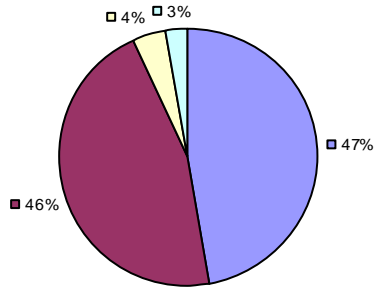
Overall Composite



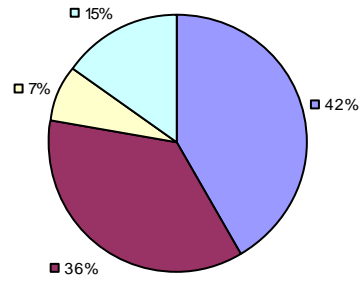
\* Data is suppressed if 100% of teachers/principals received the same rating or if the total teachers/principals in an LEA is less than five.

2013-14 TEACHER EVALUATION RESULTS

Student Growth

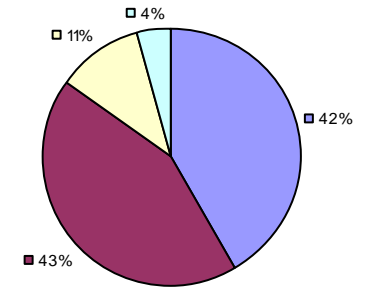


Local Measures



Other measures results not shown due to suppression\*

Overall Composite



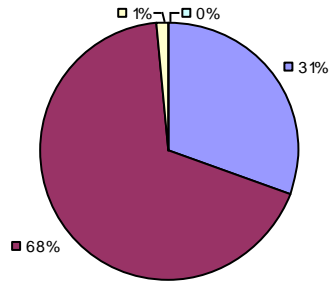
2013-14 PRINCIPAL EVALUATION RESULTS NOT SHOWN DUE TO SUPPRESSION\*

\* Data is suppressed if 100% of teachers/principals received the same rating or if the total teachers/principals in an LEA is less than five.

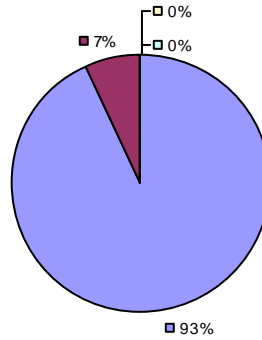


2013-14 TEACHER EVALUATION RESULTS

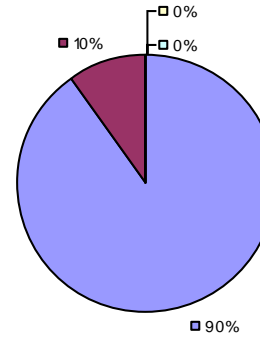
Student Growth



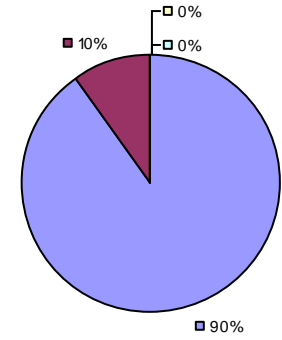
Local Measures



Other Measures



Overall Composite

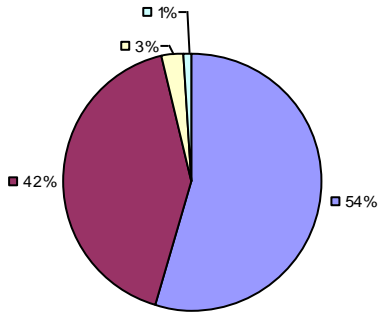


2013-14 PRINCIPAL EVALUATION RESULTS NOT SHOWN DUE TO SUPPRESSION\*

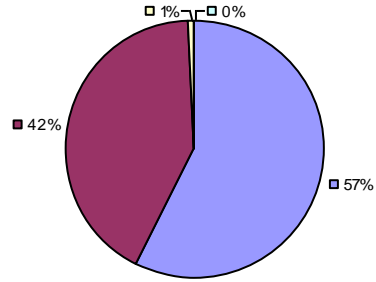
\* Data is suppressed if 100% of teachers/principals received the same rating or if the total teachers/principals in an LEA is less than five.

2013-14 TEACHER EVALUATION RESULTS

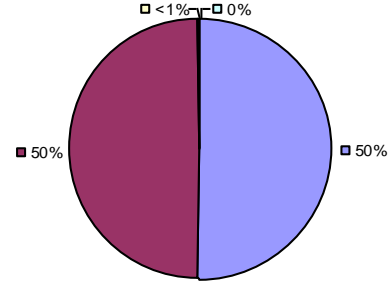
Student Growth



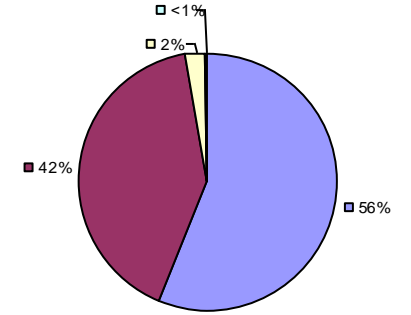
Local Measures



Other Measures

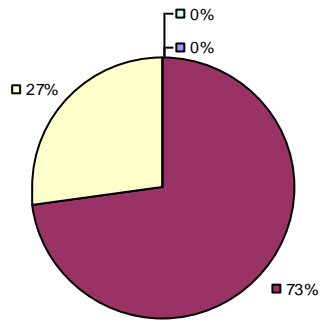


Overall Composite

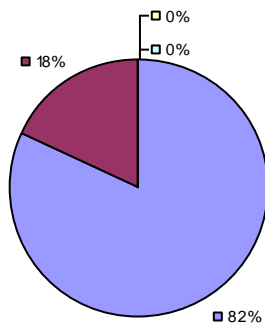


2013-14 PRINCIPAL EVALUATION RESULTS

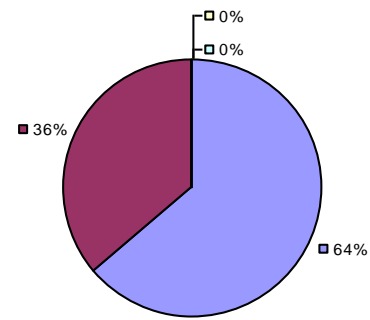
Student Growth



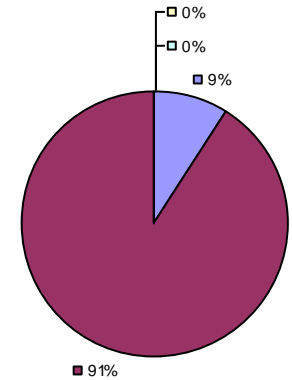
Local Measures



Other Measures



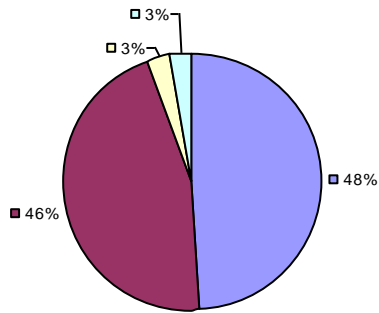
Overall Composite



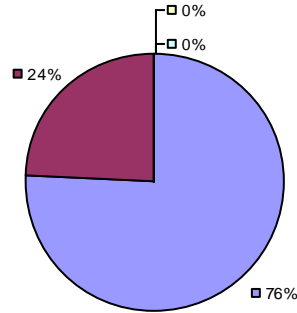
\* Data is suppressed if 100% of teachers/principals received the same rating or if the total teachers/principals in an LEA is less than five.

2013-14 TEACHER EVALUATION RESULTS

Student Growth

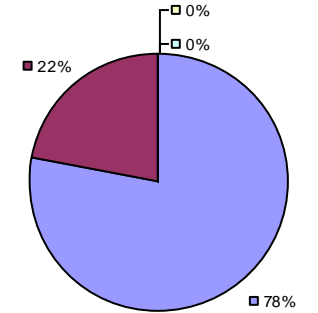


Local Measures



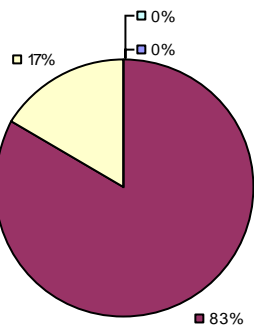
Other measures results not shown due to suppression\*

Overall Composite

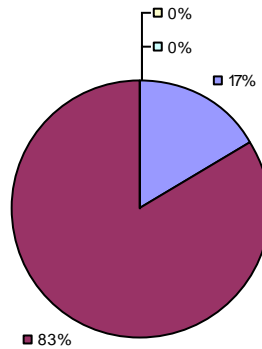


2013-14 PRINCIPAL EVALUATION RESULTS

Student Growth

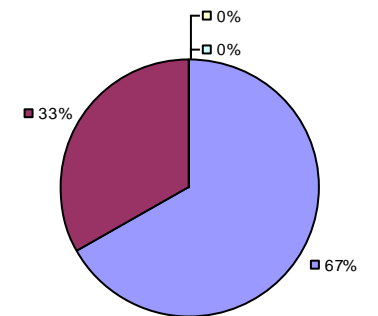


Local Measures



Other measures results not shown due to suppression\*

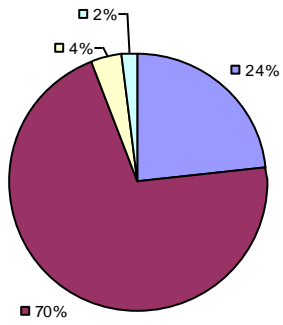
Overall Composite



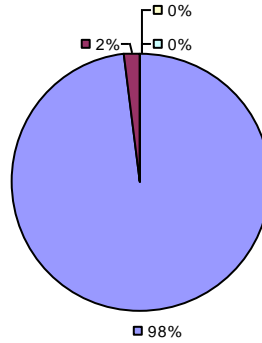
\* Data is suppressed if 100% of teachers/principals received the same rating or if the total teachers/principals in an LEA is less than five.

2013-14 TEACHER EVALUATION RESULTS

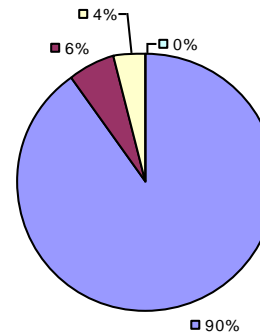
Student Growth



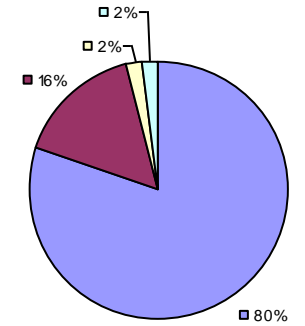
Local Measures



Other Measures



Overall Composite

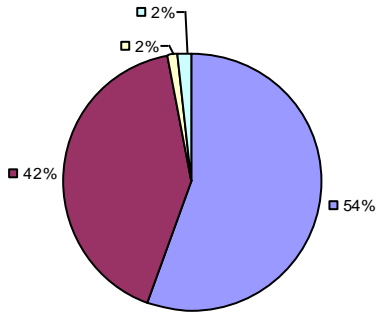


2013-14 PRINCIPAL EVALUATION RESULTS NOT SHOWN DUE TO SUPPRESSION\*

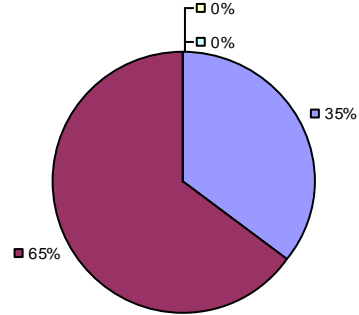
\* Data is suppressed if 100% of teachers/principals received the same rating or if the total teachers/principals in an LEA is less than five.

2013-14 TEACHER EVALUATION RESULTS

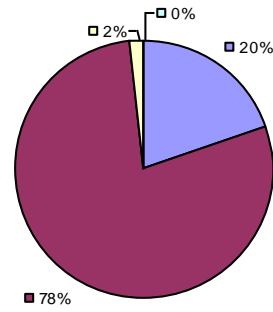
Student Growth



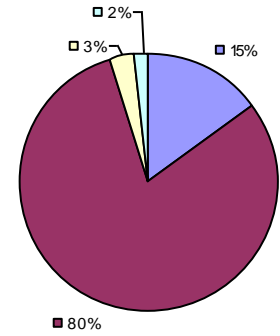
Local Measures



Other Measures



Overall Composite

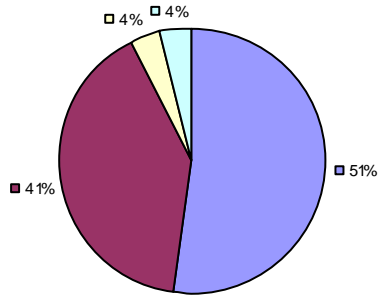


2013-14 PRINCIPAL EVALUATION RESULTS NOT SHOWN DUE TO SUPPRESSION\*

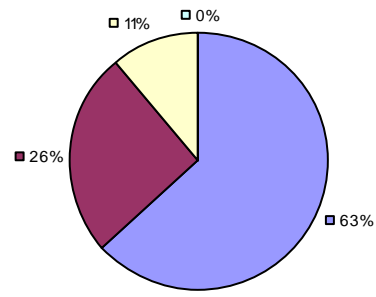
\* Data is suppressed if 100% of teachers/principals received the same rating or if the total teachers/principals in an LEA is less than five.

2013-14 TEACHER EVALUATION RESULTS

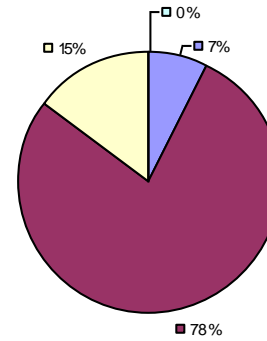
Student Growth



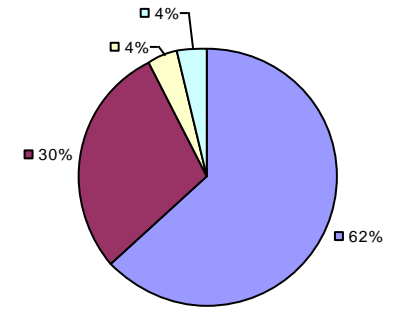
Local Measures



Other Measures



Overall Composite

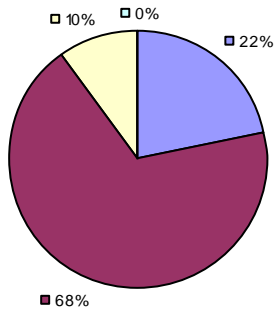


2013-14 PRINCIPAL EVALUATION RESULTS NOT SUBMITTED

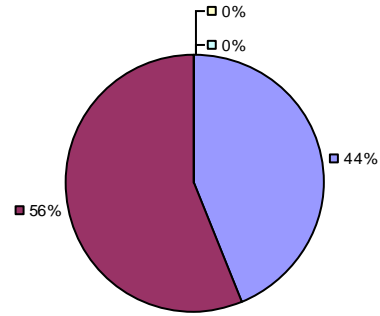
\* Data is suppressed if 100% of teachers/principals received the same rating or if the total teachers/principals in an LEA is less than five.

2013-14 TEACHER EVALUATION RESULTS

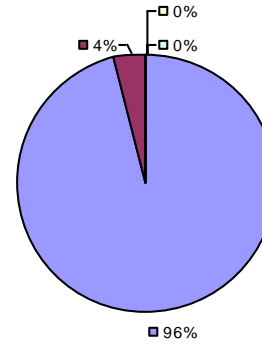
Student Growth



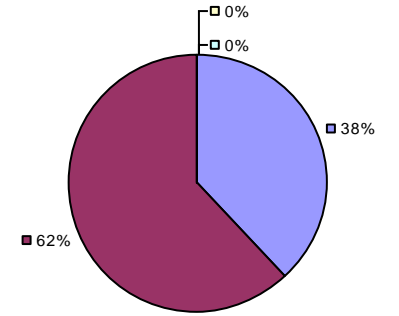
Local Measures



Other Measures



Overall Composite

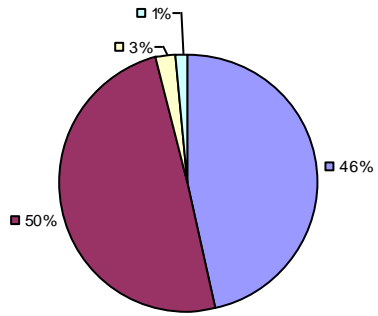


2013-14 PRINCIPAL EVALUATION RESULTS NOT SHOWN DUE TO SUPPRESSION\*

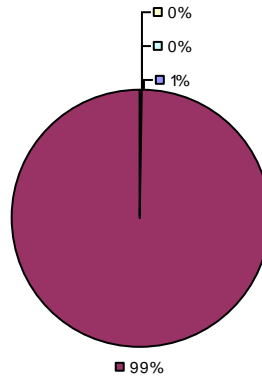
\* Data is suppressed if 100% of teachers/principals received the same rating or if the total teachers/principals in an LEA is less than five.

2013-14 TEACHER EVALUATION RESULTS

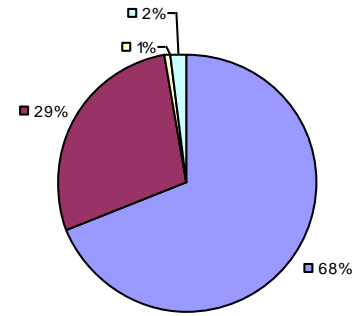
Student Growth



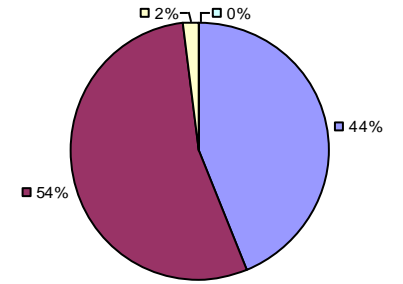
Local Measures



Other Measures



Overall Composite



2013-14 PRINCIPAL EVALUATION RESULTS NOT SHOWN DUE TO SUPPRESSION\*

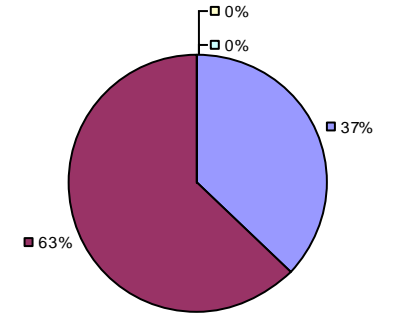
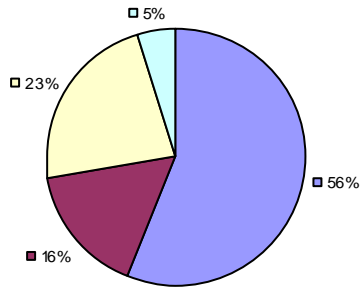
\* Data is suppressed if 100% of teachers/principals received the same rating or if the total teachers/principals in an LEA is less than five.



Student Growth

Local measures results not shown due to suppression\* Other measures results not shown due to suppression\*

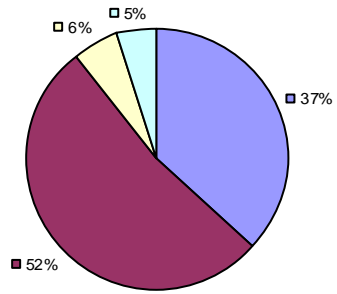
Overall Composite



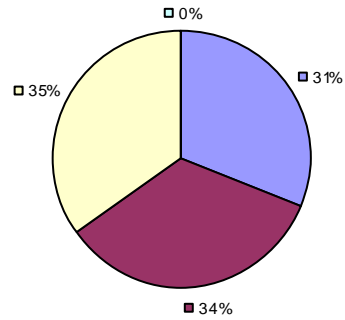
2013-14 PRINCIPAL EVALUATION RESULTS NOT SHOWN DUE TO SUPPRESSION\*

\* Data is suppressed if 100% of teachers/principals received the same rating or if the total teachers/principals in an LEA is less than five.

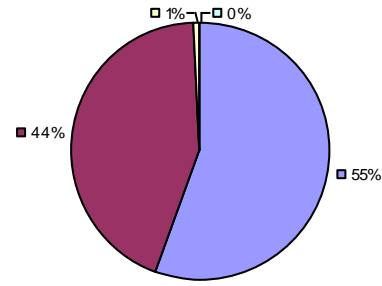
Student Growth



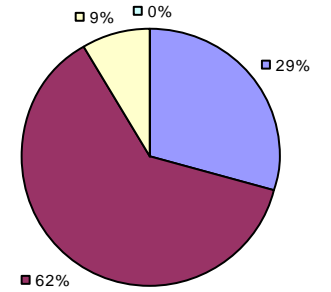
Local Measures



Other Measures



Overall Composite



2013-14 PRINCIPAL EVALUATION RESULTS NOT SHOWN DUE TO SUPPRESSION\*

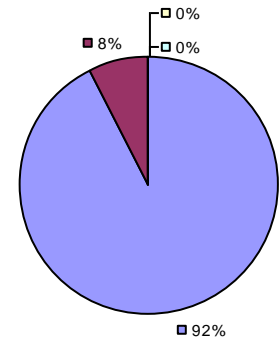
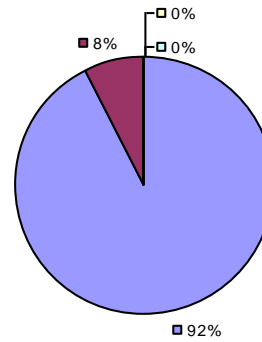
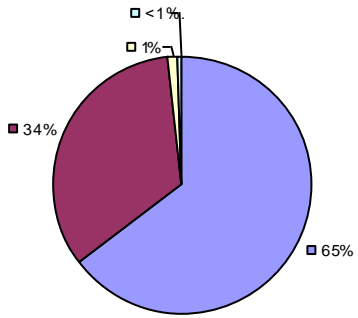
\* Data is suppressed if 100% of teachers/principals received the same rating or if the total teachers/principals in an LEA is less than five.

Student Growth

Local measures results not shown due to suppression\*

Other Measures

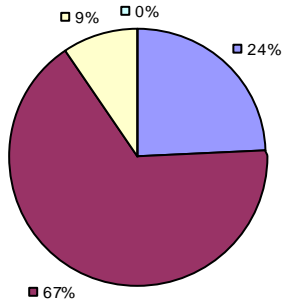
Overall Composite



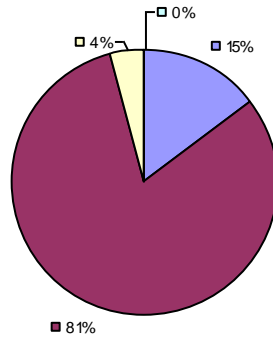
2013-14 PRINCIPAL EVALUATION RESULTS NOT SHOWN DUE TO SUPPRESSION\*

\* Data is suppressed if 100% of teachers/principals received the same rating or if the total teachers/principals in an LEA is less than five.

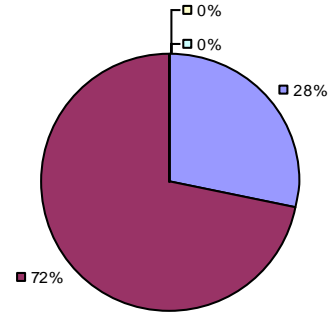
Student Growth



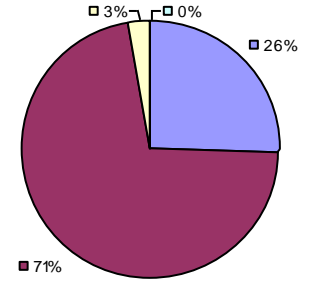
Local Measures



Other Measures



Overall Composite

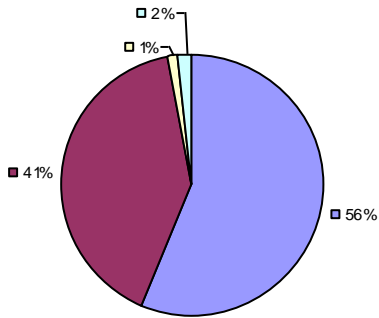


2013-14 PRINCIPAL EVALUATION RESULTS NOT SHOWN DUE TO SUPPRESSION\*

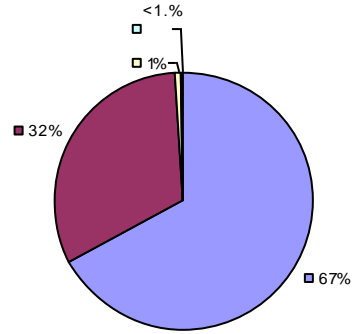
\* Data is suppressed if 100% of teachers/principals received the same rating or if the total teachers/principals in an LEA is less than five.

2013-14 TEACHER EVALUATION RESULTS

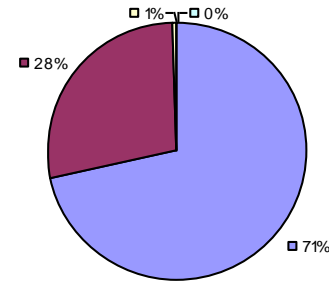
Student Growth



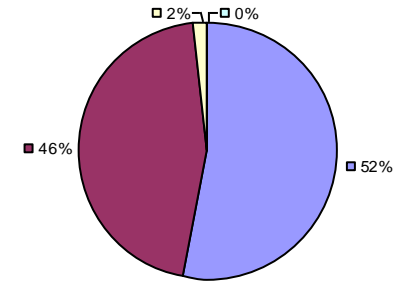
Local Measures



Other Measures

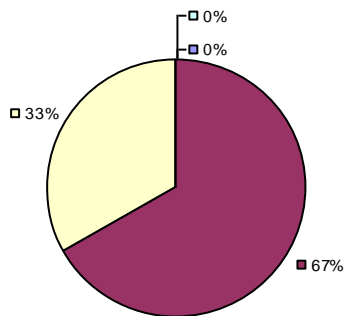


Overall Composite

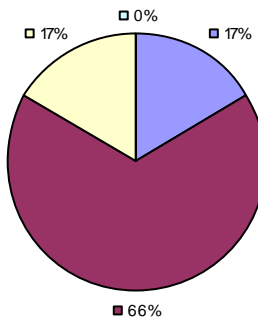


2013-14 PRINCIPAL EVALUATION RESULTS

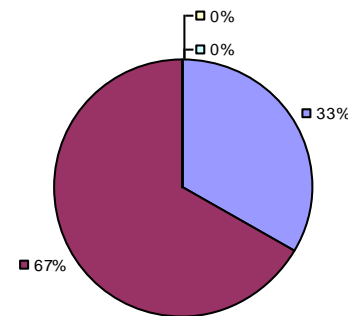
Student Growth



Local Measures



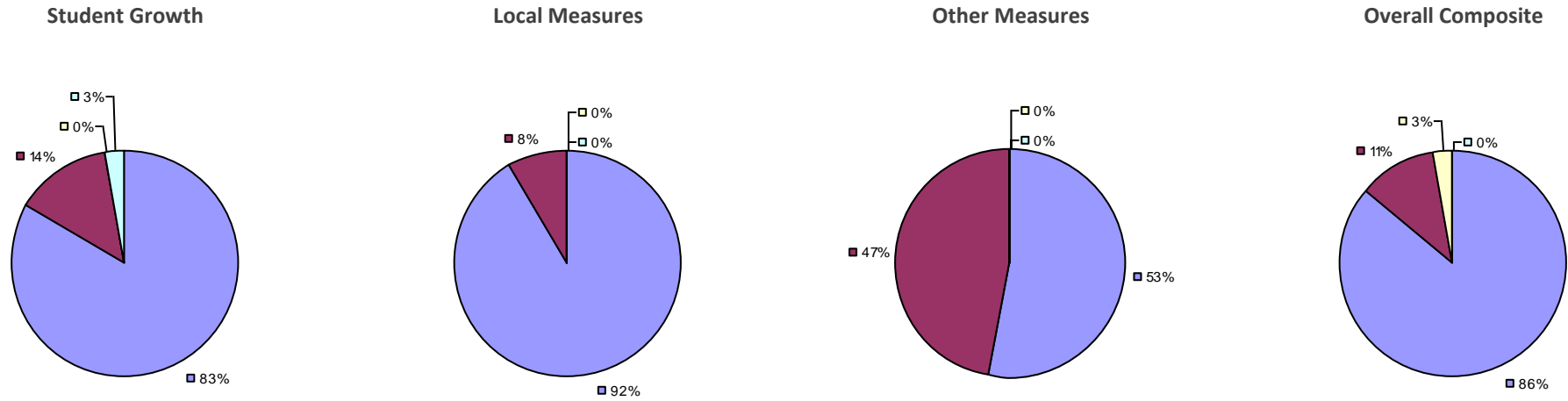
Other Measures



Overall composite not shown due to suppression\*

\* Data is suppressed if 100% of teachers/principals received the same rating or if the total teachers/principals in an LEA is less than five.

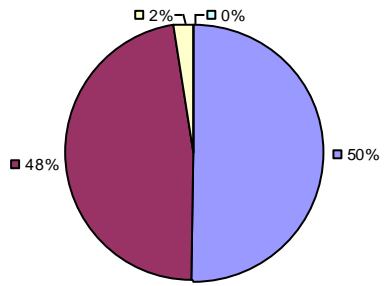
2013-14 TEACHER EVALUATION RESULTS



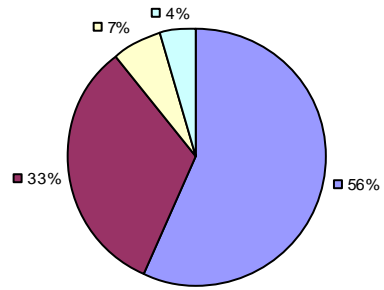
2013-14 PRINCIPAL EVALUATION RESULTS NOT SHOWN DUE TO SUPPRESSION\*

\* Data is suppressed if 100% of teachers/principals received the same rating or if the total teachers/principals in an LEA is less than five.

Student Growth

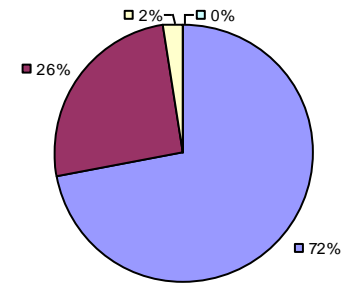


Local Measures



Other measures results not shown due to suppression\*

Overall Composite

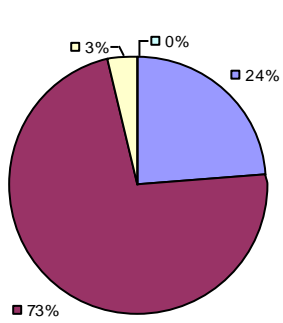


2013-14 PRINCIPAL EVALUATION RESULTS NOT SHOWN DUE TO SUPPRESSION\*

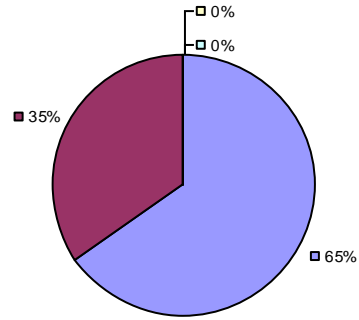
\* Data is suppressed if 100% of teachers/principals received the same rating or if the total teachers/principals in an LEA is less than five.

2013-14 TEACHER EVALUATION RESULTS

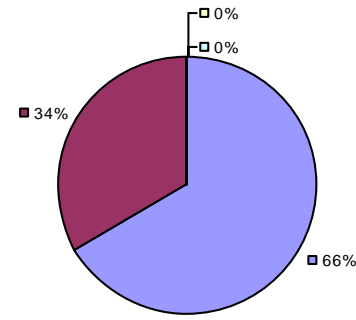
Student Growth



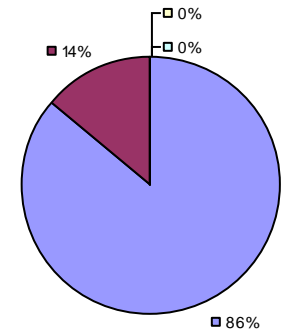
Local Measures



Other Measures



Overall Composite

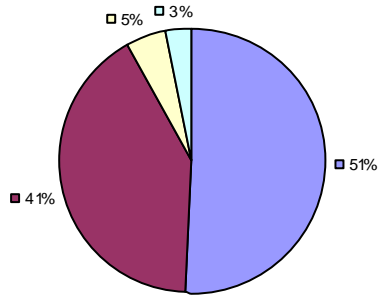


2013-14 PRINCIPAL EVALUATION RESULTS NOT SHOWN DUE TO SUPPRESSION\*

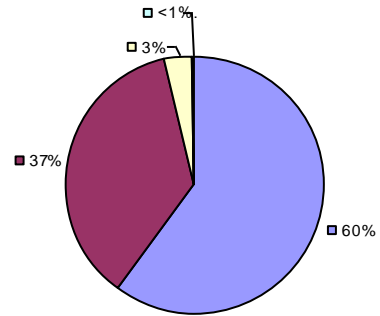
\* Data is suppressed if 100% of teachers/principals received the same rating or if the total teachers/principals in an LEA is less than five.



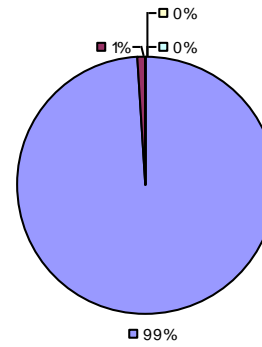
Student Growth



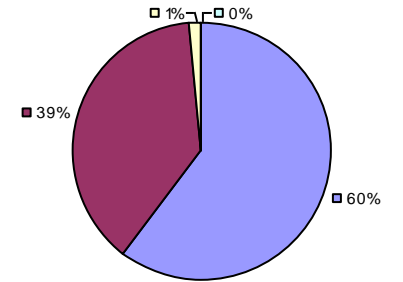
Local Measures



Other Measures



Overall Composite

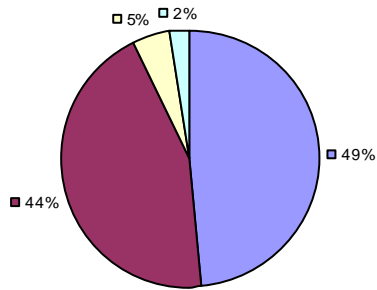


2013-14 PRINCIPAL EVALUATION RESULTS NOT SHOWN DUE TO SUPPRESSION\*

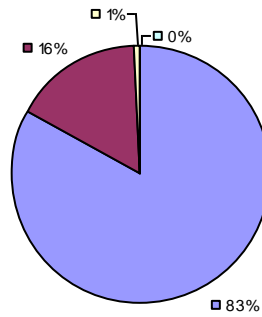
\* Data is suppressed if 100% of teachers/principals received the same rating or if the total teachers/principals in an LEA is less than five.

2013-14 TEACHER EVALUATION RESULTS

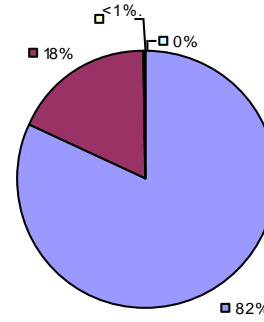
Student Growth



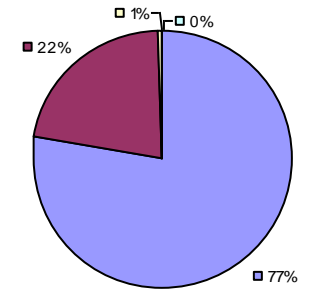
Local Measures



Other Measures

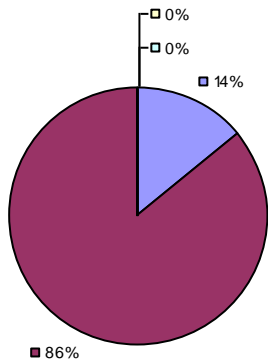


Overall Composite



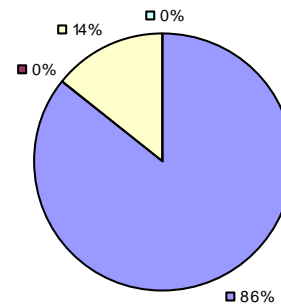
2013-14 PRINCIPAL EVALUATION RESULTS

Student Growth

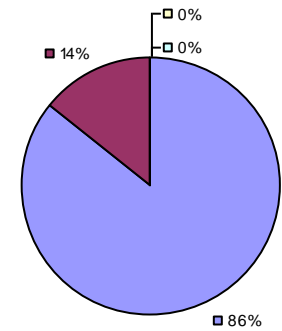


Local measures results not shown due to suppression\*

Other Measures



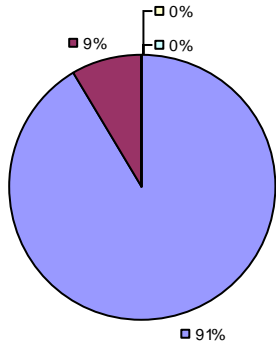
Overall Composite



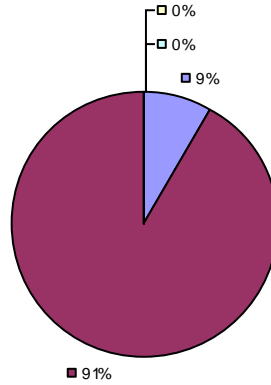
\* Data is suppressed if 100% of teachers/principals received the same rating or if the total teachers/principals in an LEA is less than five.

2013-14 TEACHER EVALUATION RESULTS

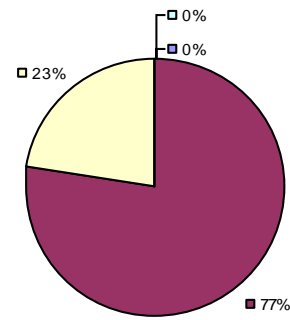
Student Growth



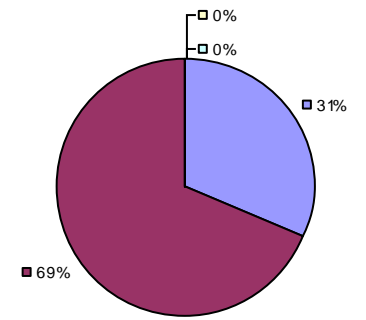
Local Measures



Other Measures



Overall Composite

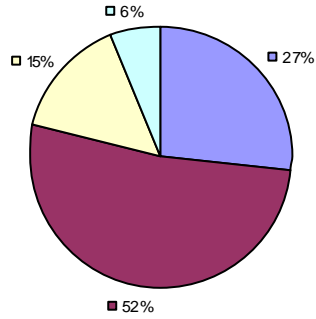


2013-14 PRINCIPAL EVALUATION RESULTS NOT SHOWN DUE TO SUPPRESSION\*

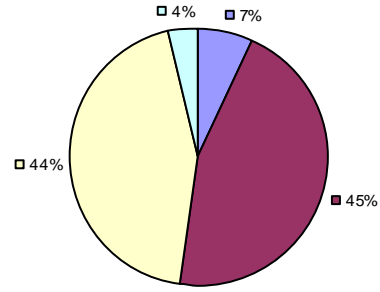
\* Data is suppressed if 100% of teachers/principals received the same rating or if the total teachers/principals in an LEA is less than five.

2013-14 TEACHER EVALUATION RESULTS

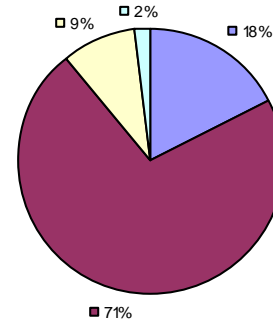
Student Growth



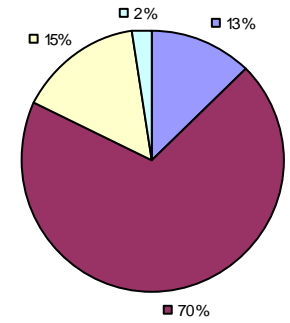
Local Measures



Other Measures

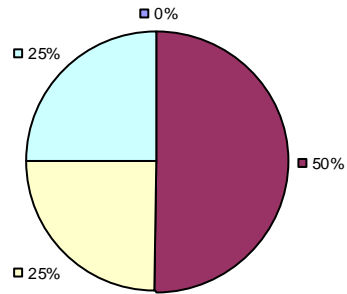


Overall Composite

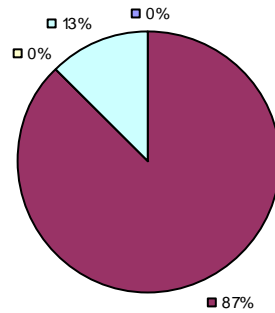


2013-14 PRINCIPAL EVALUATION RESULTS

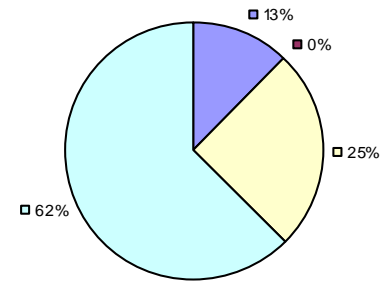
Student Growth



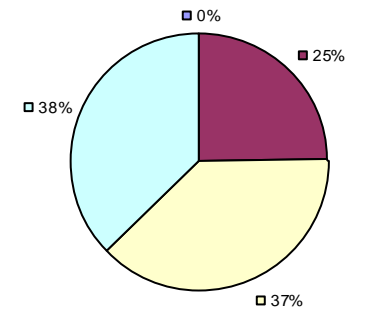
Local Measures



Other Measures



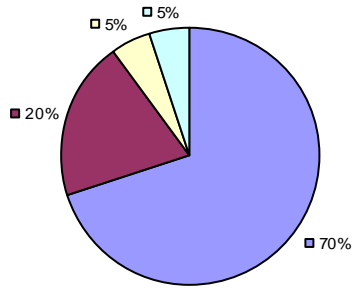
Overall Composite



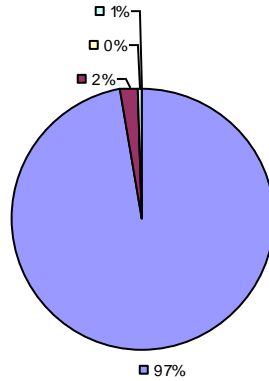
\* Data is suppressed if 100% of teachers/principals received the same rating or if the total teachers/principals in an LEA is less than five.

2013-14 TEACHER EVALUATION RESULTS

Student Growth

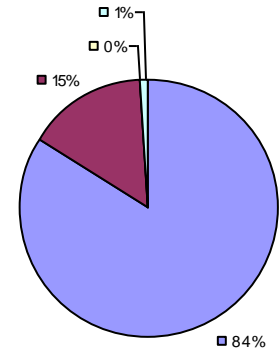


Local Measures



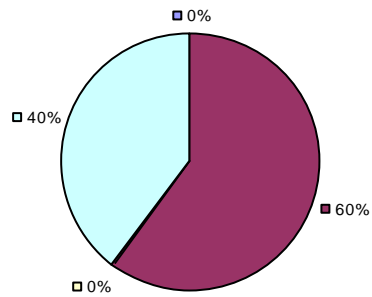
Other measures results not shown due to suppression\*

Overall Composite



2013-14 PRINCIPAL EVALUATION RESULTS

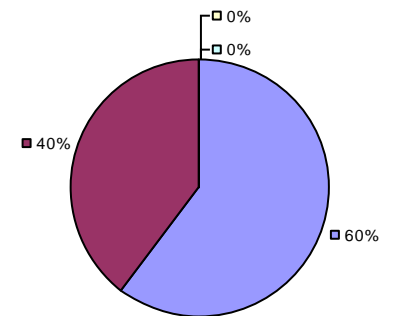
Student Growth



Local measures results not shown due to suppression\*

Other measures results not shown due to suppression\*

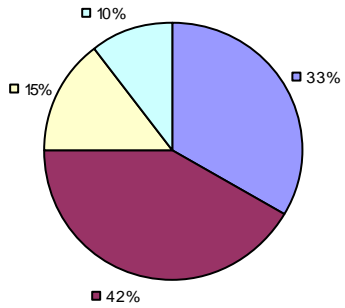
Overall Composite



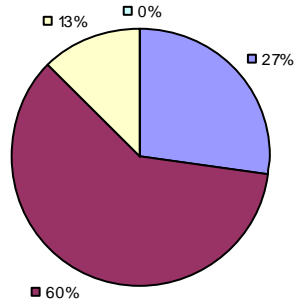
\* Data is suppressed if 100% of teachers/principals received the same rating or if the total teachers/principals in an LEA is less than five.

2013-14 TEACHER EVALUATION RESULTS

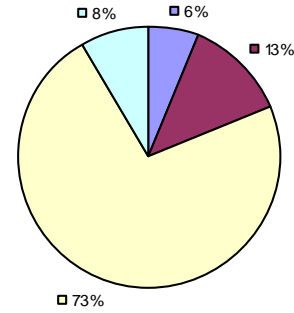
Student Growth



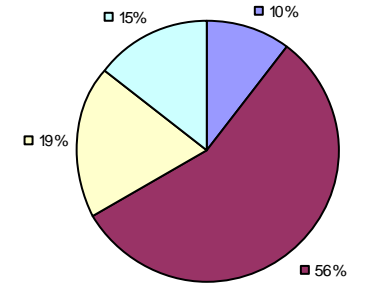
Local Measures



Other Measures



Overall Composite

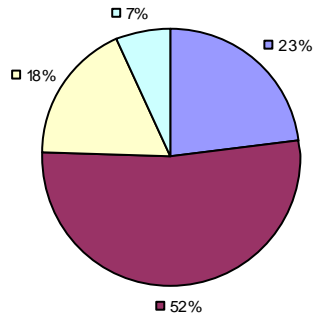


2013-14 PRINCIPAL EVALUATION RESULTS NOT SHOWN DUE TO SUPPRESSION\*

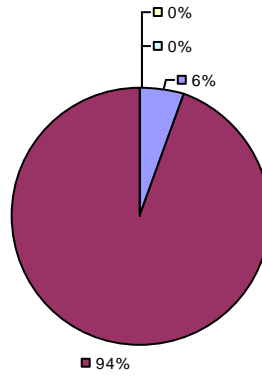
\* Data is suppressed if 100% of teachers/principals received the same rating or if the total teachers/principals in an LEA is less than five.

2013-14 TEACHER EVALUATION RESULTS

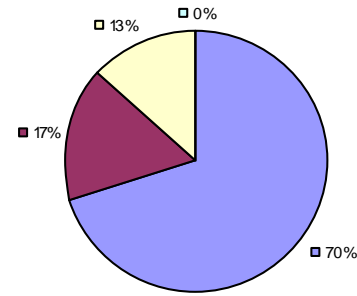
Student Growth



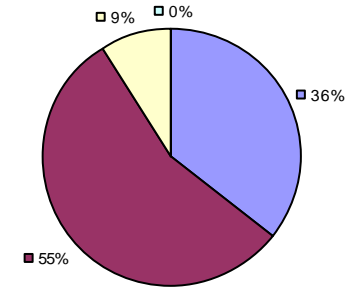
Local Measures



Other Measures



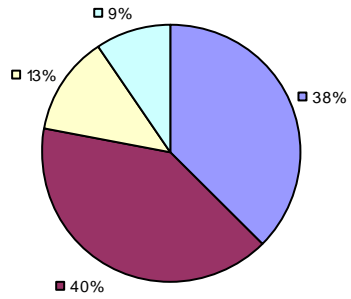
Overall Composite



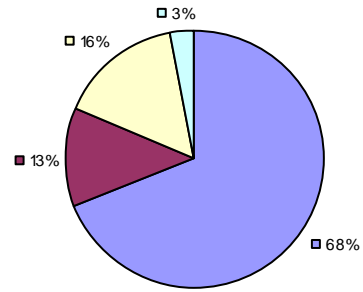
2013-14 PRINCIPAL EVALUATION RESULTS NOT SHOWN DUE TO SUPPRESSION\*

\* Data is suppressed if 100% of teachers/principals received the same rating or if the total teachers/principals in an LEA is less than five.

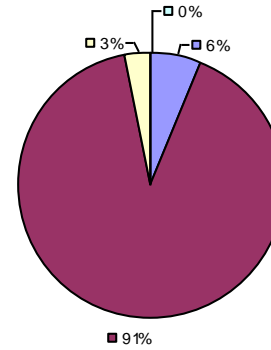
Student Growth



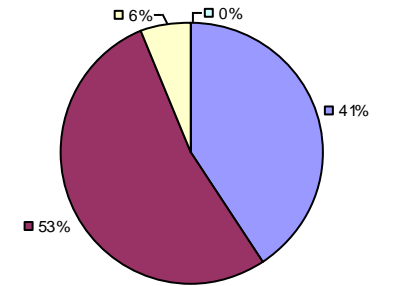
Local Measures



Other Measures



Overall Composite



2013-14 PRINCIPAL EVALUATION RESULTS NOT SHOWN DUE TO SUPPRESSION\*

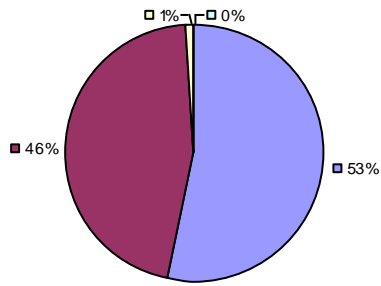
\* Data is suppressed if 100% of teachers/principals received the same rating or if the total teachers/principals in an LEA is less than five.



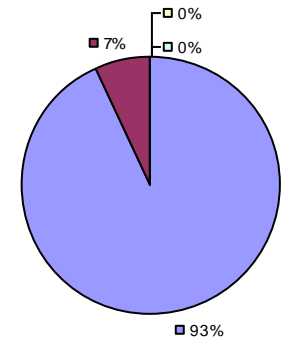
2013-14 TEACHER EVALUATION RESULTS

Student Growth

Local measures results not shown due to suppression\* Other measures results not shown due to suppression\*



Overall Composite

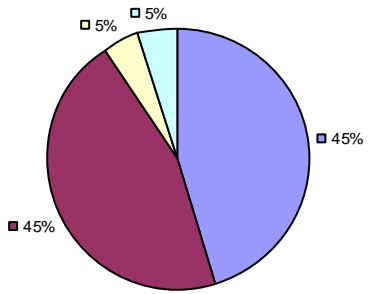


2013-14 PRINCIPAL EVALUATION RESULTS NOT SHOWN DUE TO SUPPRESSION\*

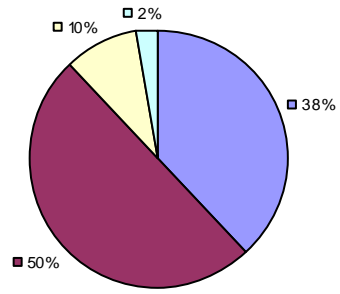
\* Data is suppressed if 100% of teachers/principals received the same rating or if the total teachers/principals in an LEA is less than five.

2013-14 TEACHER EVALUATION RESULTS

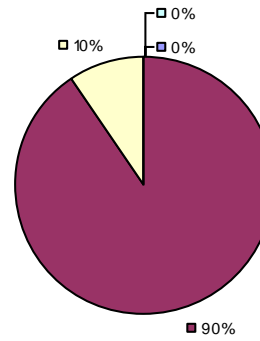
Student Growth



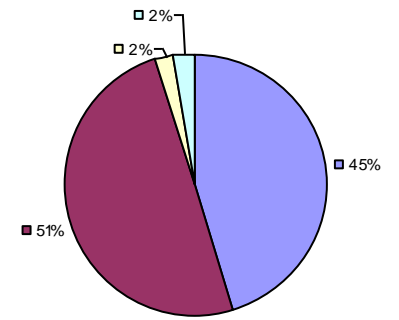
Local Measures



Other Measures



Overall Composite

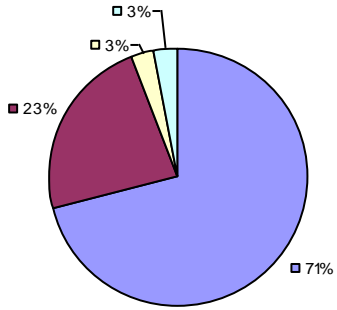


2013-14 PRINCIPAL EVALUATION RESULTS NOT SHOWN DUE TO SUPPRESSION\*

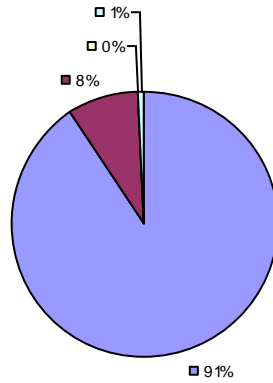
\* Data is suppressed if 100% of teachers/principals received the same rating or if the total teachers/principals in an LEA is less than five.

2013-14 TEACHER EVALUATION RESULTS

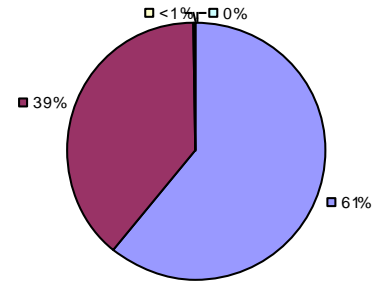
Student Growth



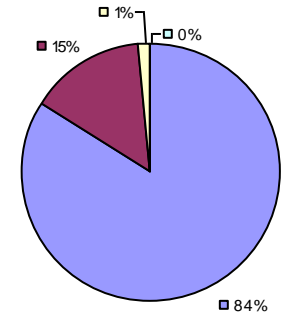
Local Measures



Other Measures

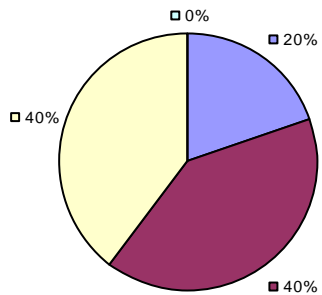


Overall Composite



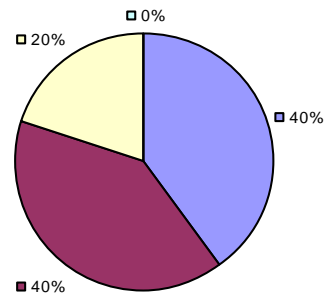
2013-14 PRINCIPAL EVALUATION RESULTS

Student Growth

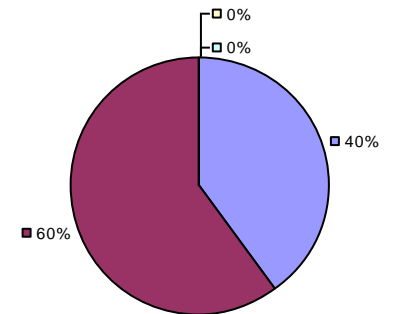


Local measures results not shown due to suppression\*

Other Measures

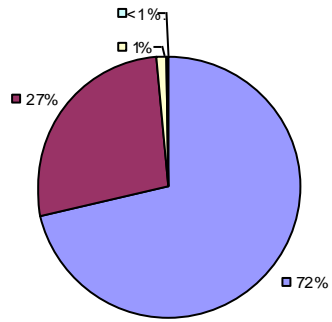


Overall Composite

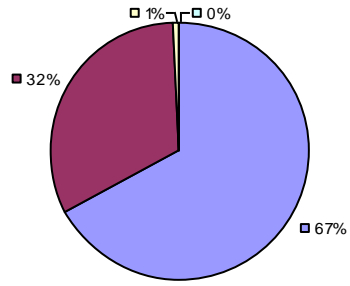


\* Data is suppressed if 100% of teachers/principals received the same rating or if the total teachers/principals in an LEA is less than five.

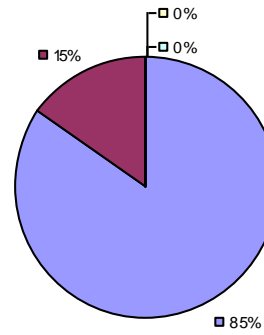
Student Growth



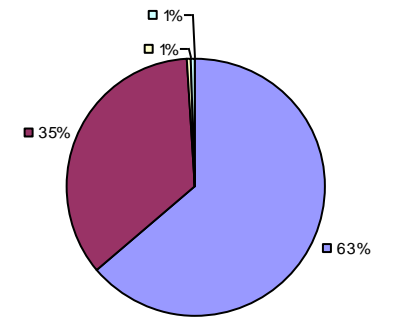
Local Measures



Other Measures



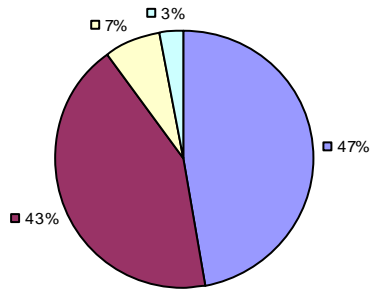
Overall Composite



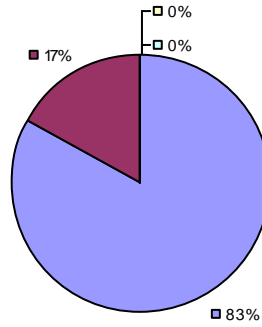
2013-14 PRINCIPAL EVALUATION RESULTS NOT SUBMITTED

\* Data is suppressed if 100% of teachers/principals received the same rating or if the total teachers/principals in an LEA is less than five.

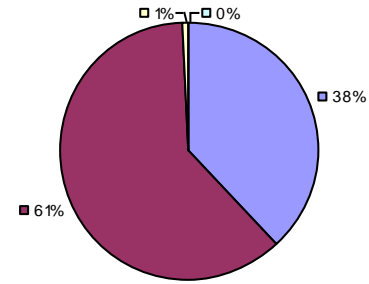
Student Growth



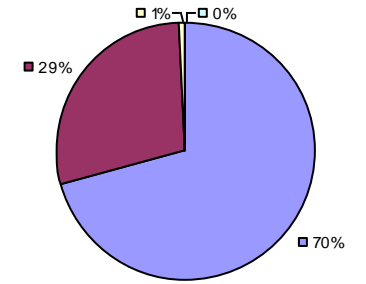
Local Measures



Other Measures



Overall Composite

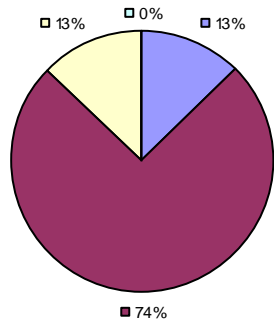


2013-14 PRINCIPAL EVALUATION RESULTS NOT SHOWN DUE TO SUPPRESSION\*

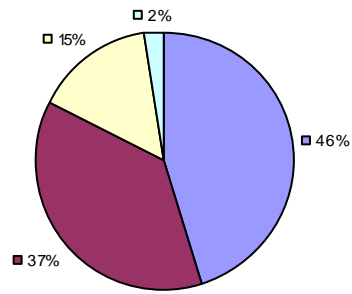
\* Data is suppressed if 100% of teachers/principals received the same rating or if the total teachers/principals in an LEA is less than five.

2013-14 TEACHER EVALUATION RESULTS

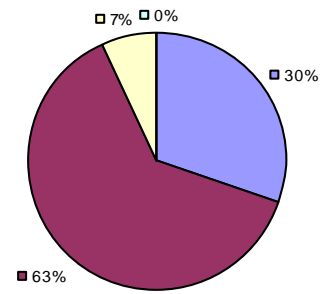
Student Growth



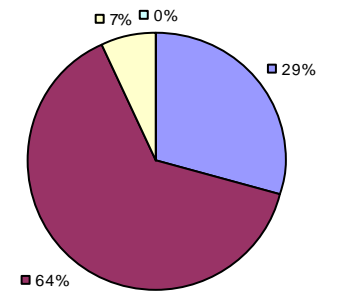
Local Measures



Other Measures



Overall Composite

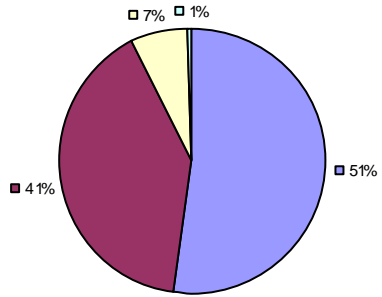


2013-14 PRINCIPAL EVALUATION RESULTS NOT SHOWN DUE TO SUPPRESSION\*

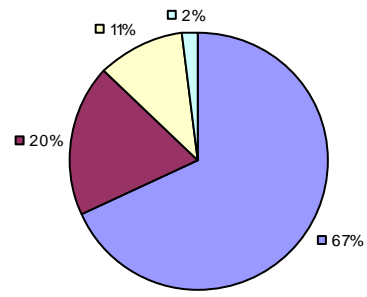
\* Data is suppressed if 100% of teachers/principals received the same rating or if the total teachers/principals in an LEA is less than five.

2013-14 TEACHER EVALUATION RESULTS

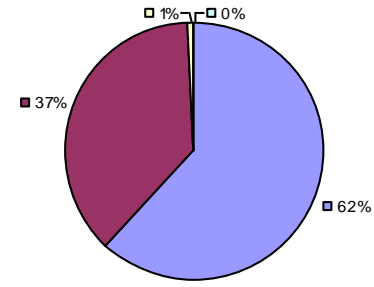
Student Growth



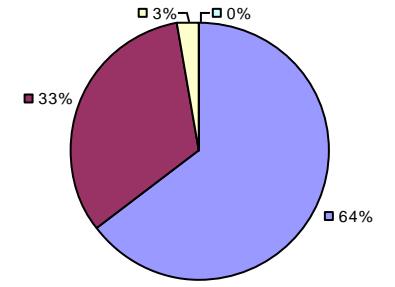
Local Measures



Other Measures



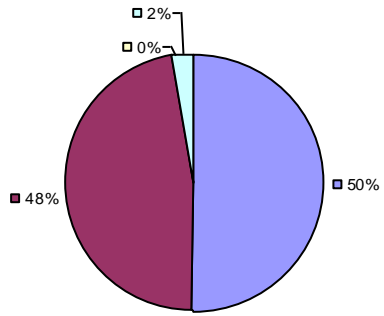
Overall Composite



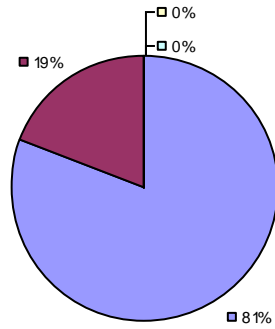
2013-14 PRINCIPAL EVALUATION RESULTS NOT SUBMITTED

\* Data is suppressed if 100% of teachers/principals received the same rating or if the total teachers/principals in an LEA is less than five.

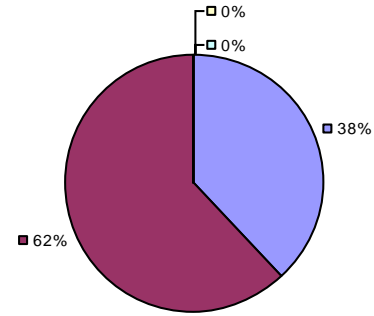
Student Growth



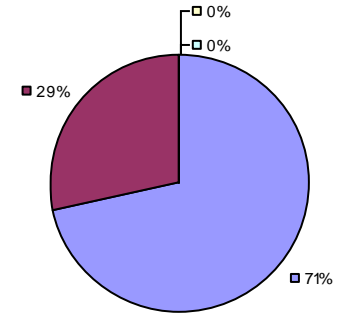
Local Measures



Other Measures



Overall Composite



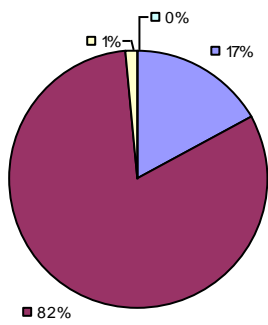
2013-14 PRINCIPAL EVALUATION RESULTS NOT SHOWN DUE TO SUPPRESSION\*

\* Data is suppressed if 100% of teachers/principals received the same rating or if the total teachers/principals in an LEA is less than five.

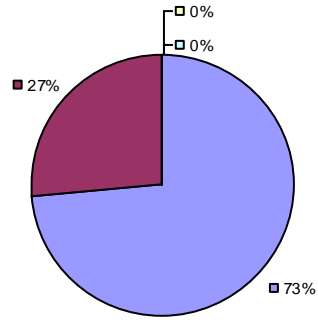


2013-14 TEACHER EVALUATION RESULTS

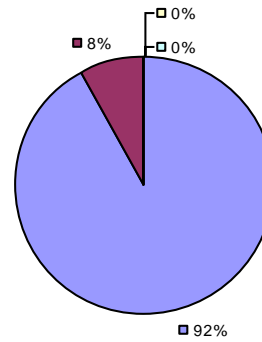
Student Growth



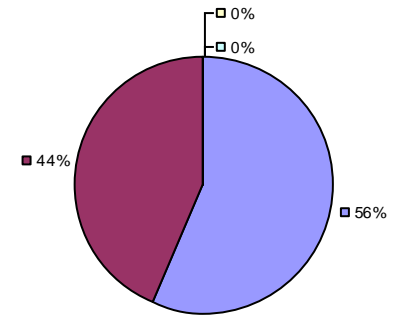
Local Measures



Other Measures



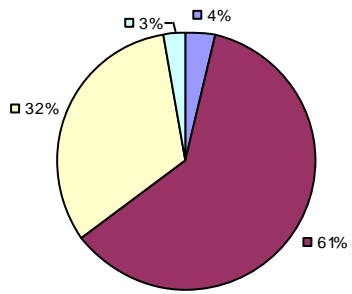
Overall Composite



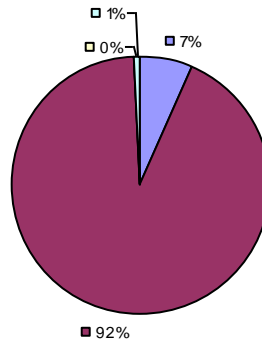
2013-14 PRINCIPAL EVALUATION RESULTS NOT SHOWN DUE TO SUPPRESSION\*

\* Data is suppressed if 100% of teachers/principals received the same rating or if the total teachers/principals in an LEA is less than five.

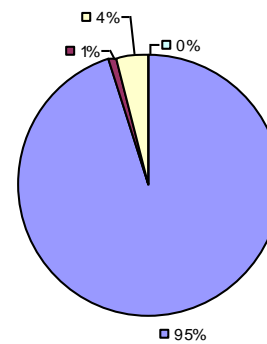
Student Growth



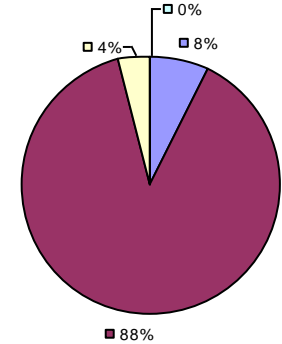
Local Measures



Other Measures



Overall Composite

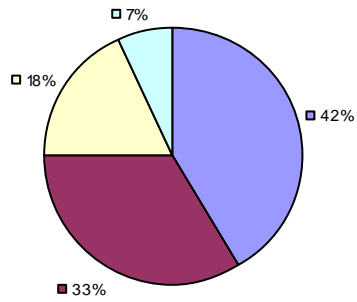


2013-14 PRINCIPAL EVALUATION RESULTS NOT SHOWN DUE TO SUPPRESSION\*

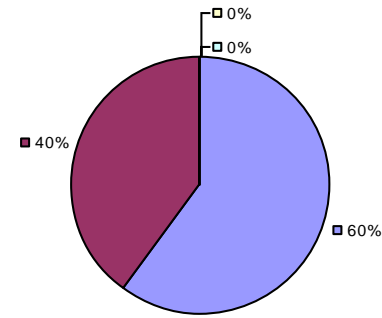
\* Data is suppressed if 100% of teachers/principals received the same rating or if the total teachers/principals in an LEA is less than five.

Student Growth

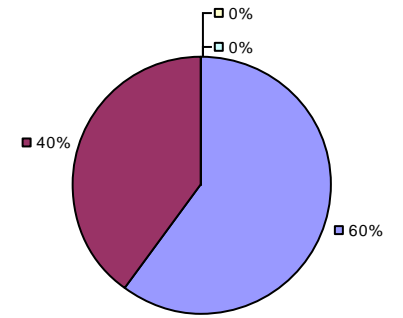
Local measures results not shown due to suppression\*



Other Measures



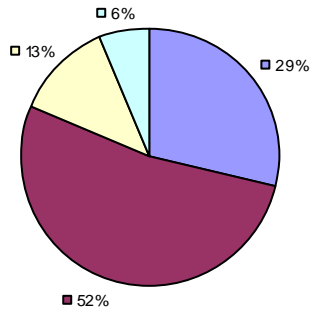
Overall Composite



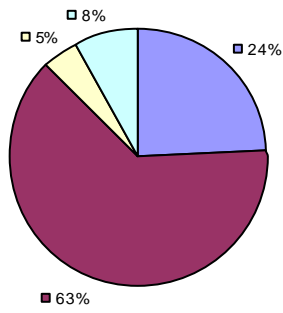
2013-14 PRINCIPAL EVALUATION RESULTS NOT SHOWN DUE TO SUPPRESSION\*

\* Data is suppressed if 100% of teachers/principals received the same rating or if the total teachers/principals in an LEA is less than five.

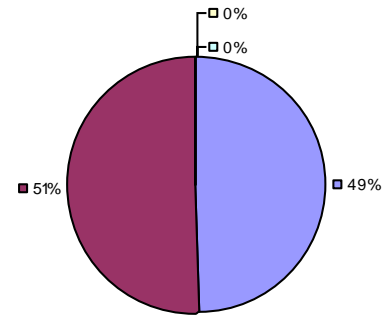
Student Growth



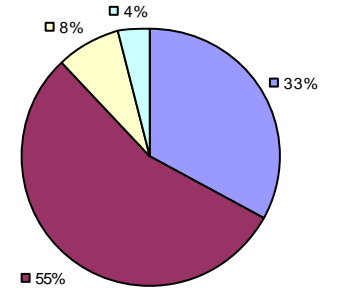
Local Measures



Other Measures



Overall Composite



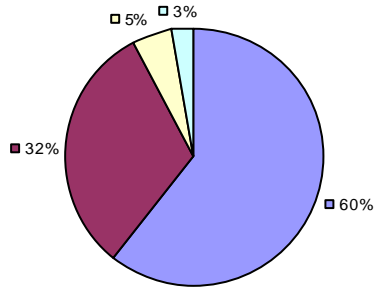
2013-14 PRINCIPAL EVALUATION RESULTS NOT SHOWN DUE TO SUPPRESSION\*

\* Data is suppressed if 100% of teachers/principals received the same rating or if the total teachers/principals in an LEA is less than five.

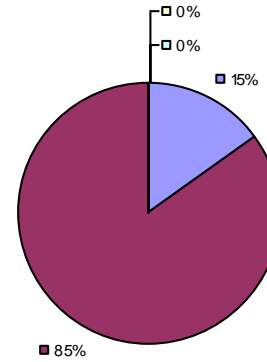
2013-14 TEACHER EVALUATION RESULTS

Student Growth

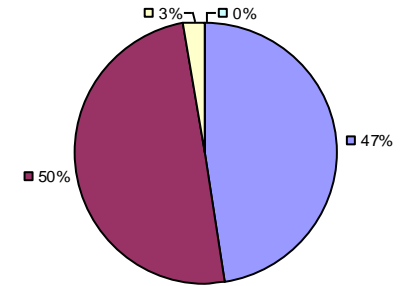
Local measures results not shown due to suppression\*



Other Measures



Overall Composite

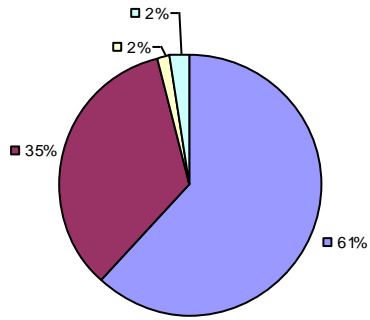


2013-14 PRINCIPAL EVALUATION RESULTS NOT SHOWN DUE TO SUPPRESSION\*

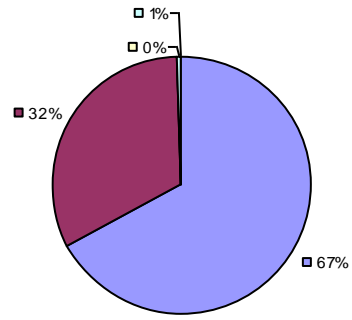
\* Data is suppressed if 100% of teachers/principals received the same rating or if the total teachers/principals in an LEA is less than five.

2013-14 TEACHER EVALUATION RESULTS

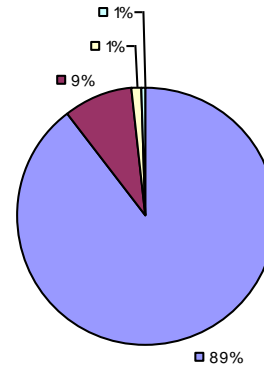
Student Growth



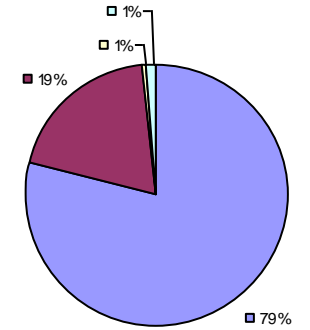
Local Measures



Other Measures



Overall Composite

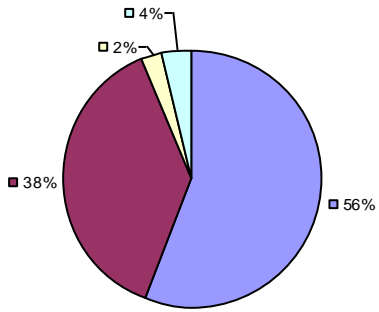


2013-14 PRINCIPAL EVALUATION RESULTS NOT SHOWN DUE TO SUPPRESSION\*

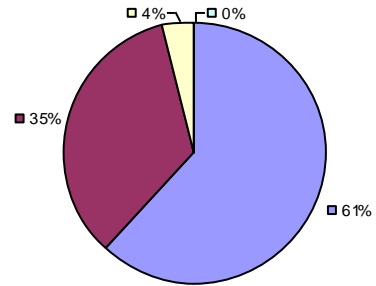
\* Data is suppressed if 100% of teachers/principals received the same rating or if the total teachers/principals in an LEA is less than five.

2013-14 TEACHER EVALUATION RESULTS

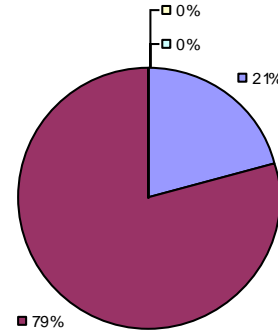
Student Growth



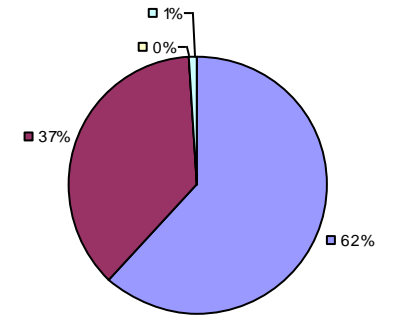
Local Measures



Other Measures



Overall Composite

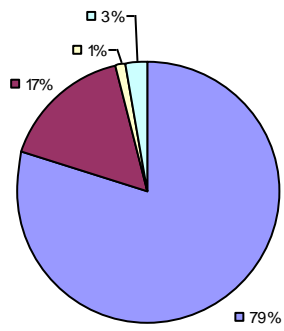


2013-14 PRINCIPAL EVALUATION RESULTS NOT SHOWN DUE TO SUPPRESSION\*

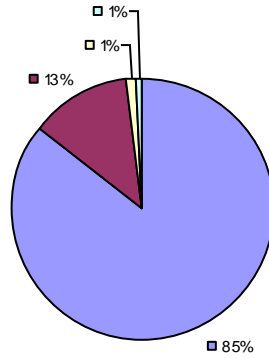
\* Data is suppressed if 100% of teachers/principals received the same rating or if the total teachers/principals in an LEA is less than five.

2013-14 TEACHER EVALUATION RESULTS

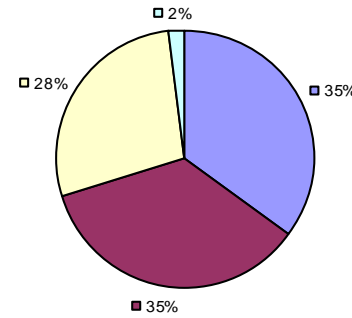
Student Growth



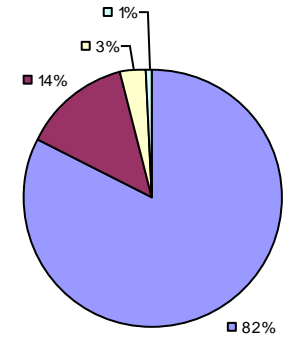
Local Measures



Other Measures



Overall Composite



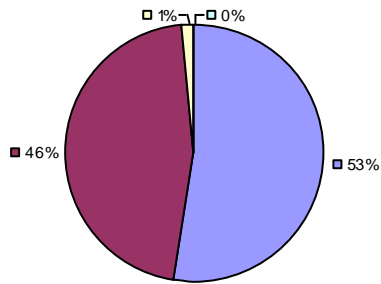
2013-14 PRINCIPAL EVALUATION RESULTS NOT SHOWN DUE TO SUPPRESSION\*

\* Data is suppressed if 100% of teachers/principals received the same rating or if the total teachers/principals in an LEA is less than five.

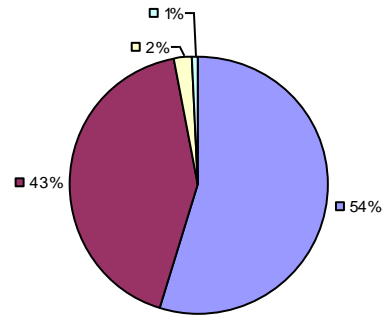


2013-14 TEACHER EVALUATION RESULTS

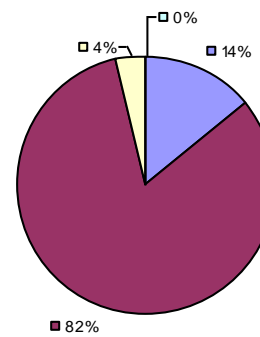
Student Growth



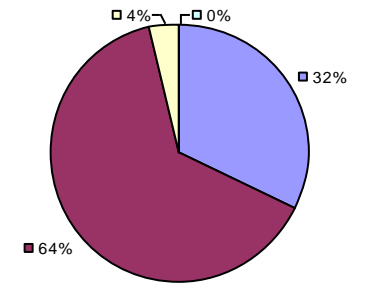
Local Measures



Other Measures

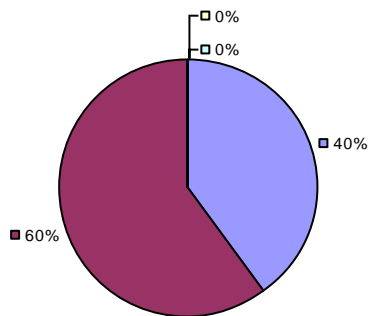


Overall Composite

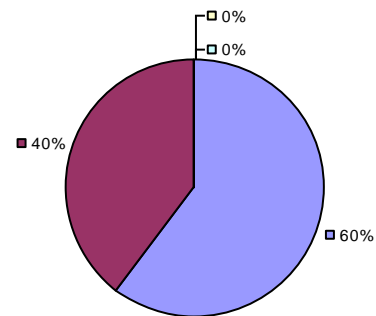


2013-14 PRINCIPAL EVALUATION RESULTS

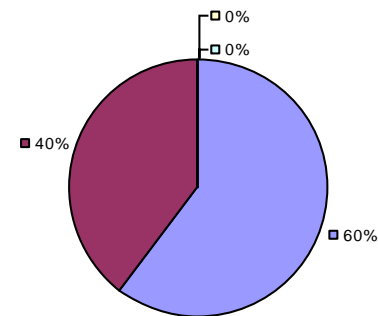
Student Growth



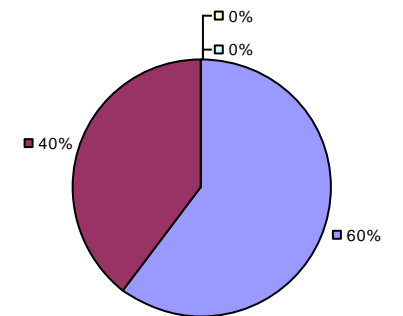
Local Measures



Other Measures

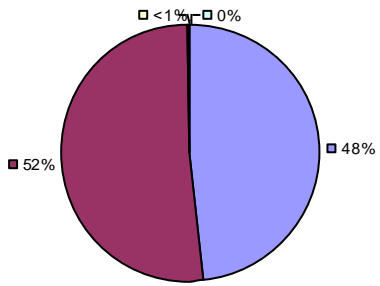


Overall Composite

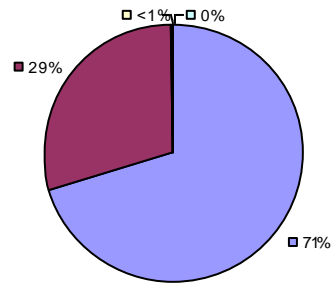


\* Data is suppressed if 100% of teachers/principals received the same rating or if the total teachers/principals in an LEA is less than five.

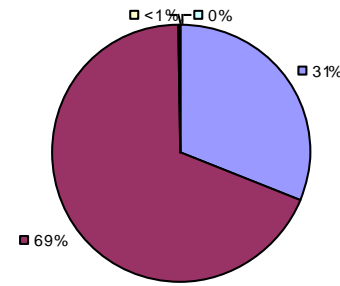
Student Growth



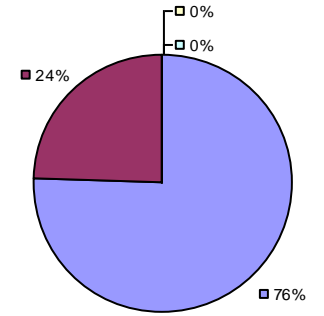
Local Measures



Other Measures

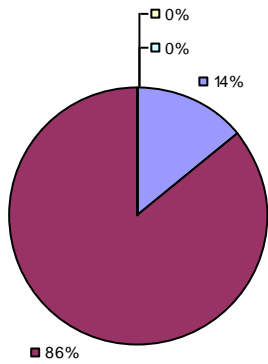


Overall Composite

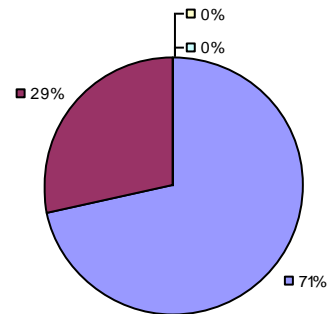


2013-14 PRINCIPAL EVALUATION RESULTS

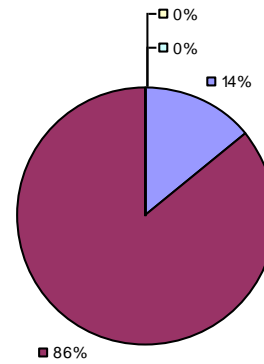
Student Growth



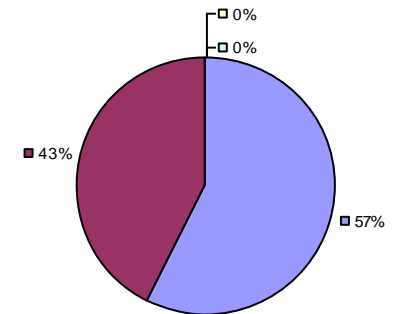
Local Measures



Other Measures



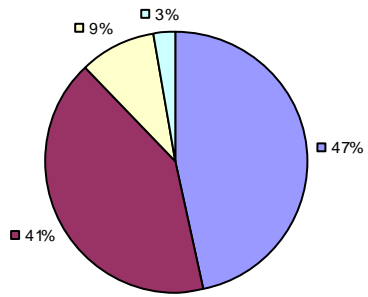
Overall Composite



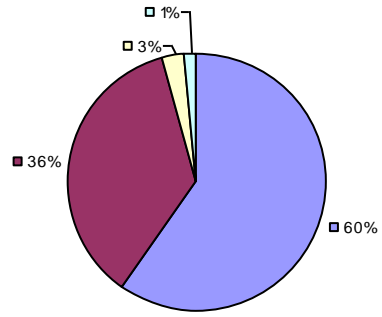
\* Data is suppressed if 100% of teachers/principals received the same rating or if the total teachers/principals in an LEA is less than five.

2013-14 TEACHER EVALUATION RESULTS

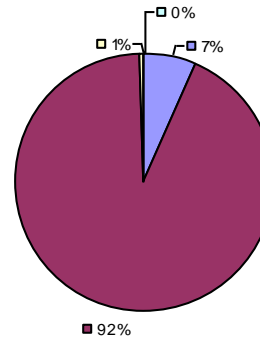
Student Growth



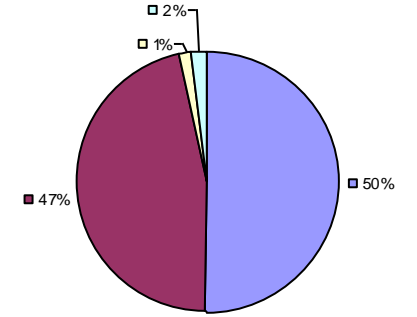
Local Measures



Other Measures



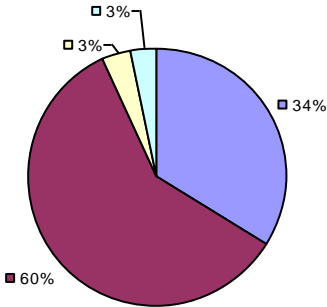
Overall Composite



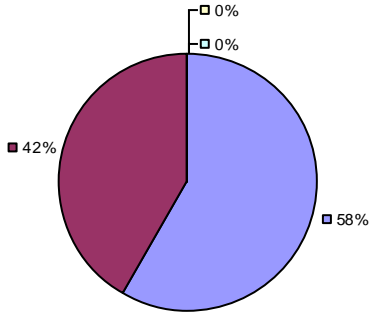
2013-14 PRINCIPAL EVALUATION RESULTS NOT SHOWN DUE TO SUPPRESSION\*

\* Data is suppressed if 100% of teachers/principals received the same rating or if the total teachers/principals in an LEA is less than five.

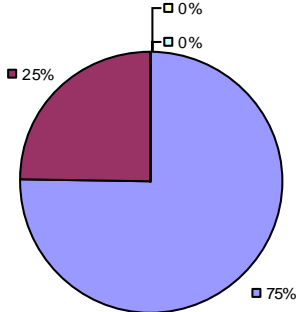
Student Growth



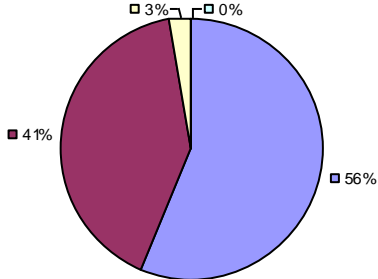
Local Measures



Other Measures



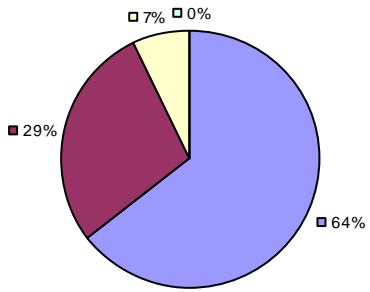
Overall Composite



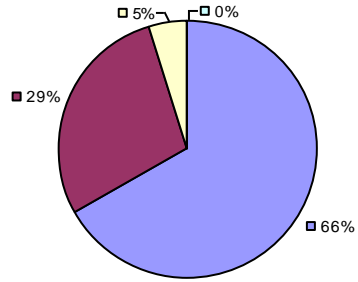
2013-14 PRINCIPAL EVALUATION RESULTS NOT SHOWN DUE TO SUPPRESSION\*

\* Data is suppressed if 100% of teachers/principals received the same rating or if the total teachers/principals in an LEA is less than five.

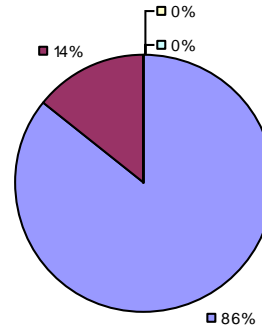
Student Growth



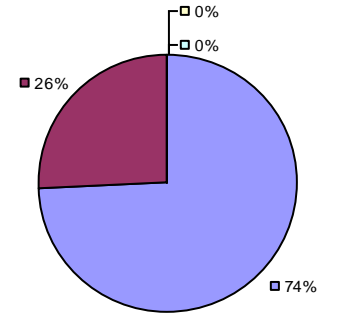
Local Measures



Other Measures



Overall Composite

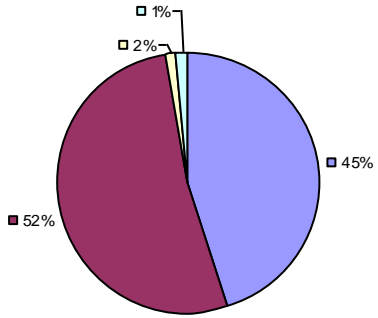


2013-14 PRINCIPAL EVALUATION RESULTS NOT SHOWN DUE TO SUPPRESSION\*

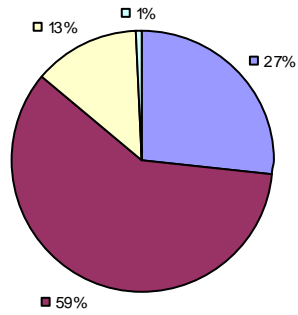
\* Data is suppressed if 100% of teachers/principals received the same rating or if the total teachers/principals in an LEA is less than five.

2013-14 TEACHER EVALUATION RESULTS

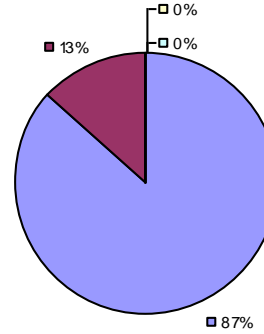
Student Growth



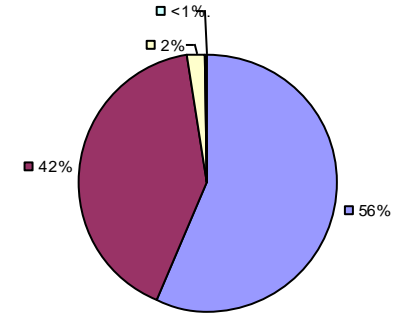
Local Measures



Other Measures

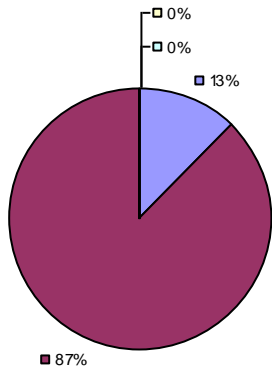


Overall Composite

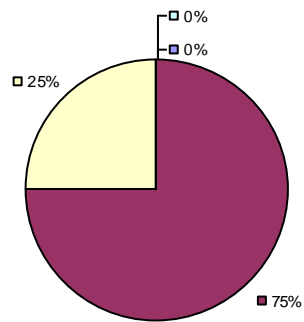


2013-14 PRINCIPAL EVALUATION RESULTS

Student Growth

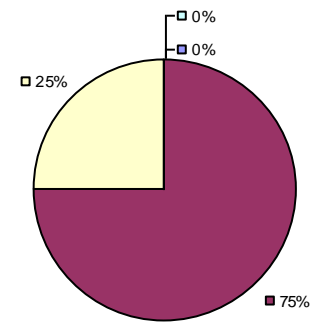


Local Measures



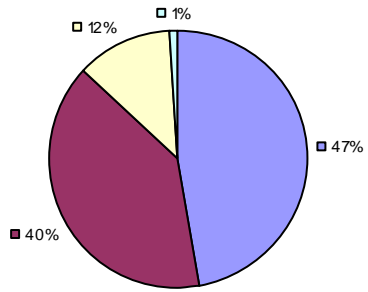
Other measures results not shown due to suppression\*

Overall Composite

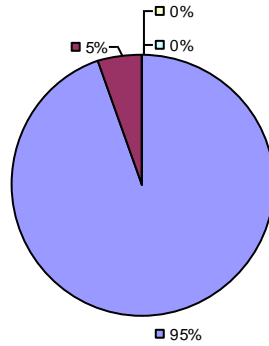


\* Data is suppressed if 100% of teachers/principals received the same rating or if the total teachers/principals in an LEA is less than five.

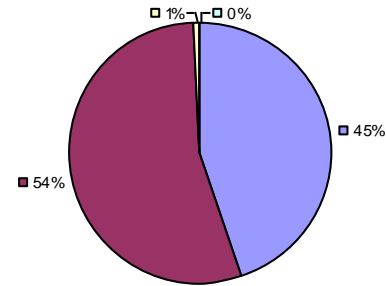
Student Growth



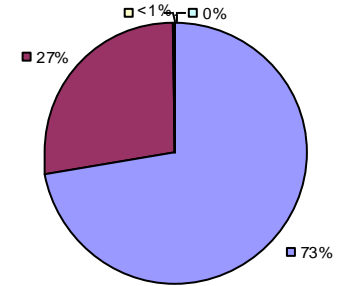
Local Measures



Other Measures

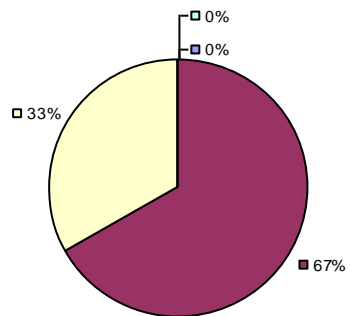


Overall Composite



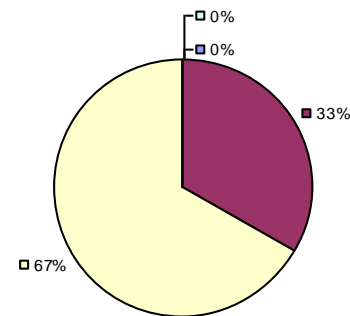
2013-14 PRINCIPAL EVALUATION RESULTS

Student Growth



Local measures results not shown due to suppression\*

Other Measures

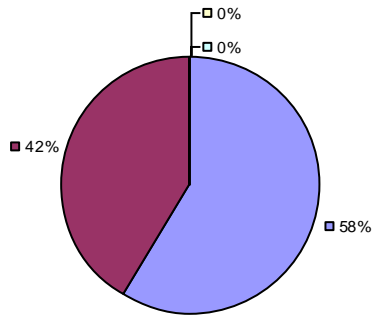


Overall composite not shown due to suppression\*

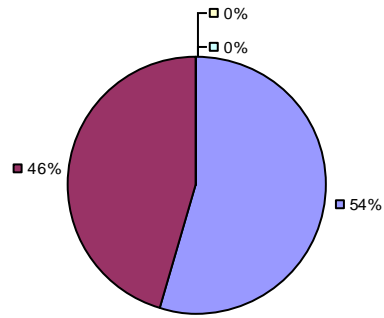
\* Data is suppressed if 100% of teachers/principals received the same rating or if the total teachers/principals in an LEA is less than five.

2013-14 TEACHER EVALUATION RESULTS

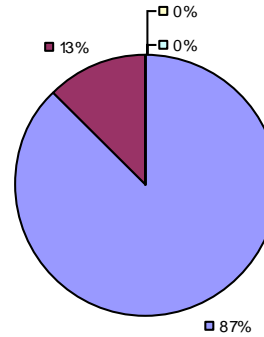
Student Growth



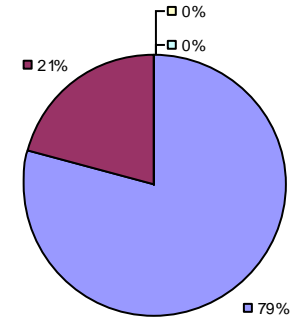
Local Measures



Other Measures



Overall Composite



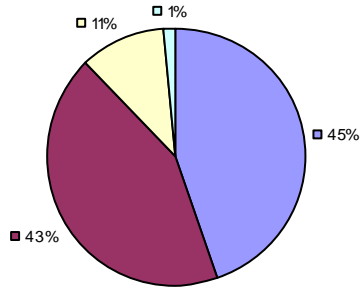
2013-14 PRINCIPAL EVALUATION RESULTS NOT SHOWN DUE TO SUPPRESSION\*

\* Data is suppressed if 100% of teachers/principals received the same rating or if the total teachers/principals in an LEA is less than five.

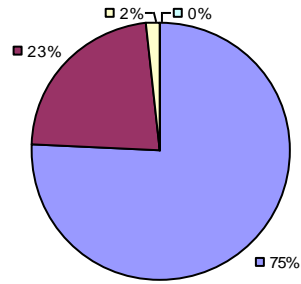


2013-14 TEACHER EVALUATION RESULTS

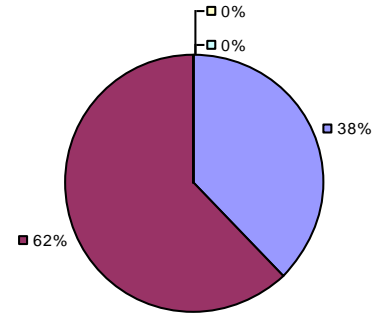
Student Growth



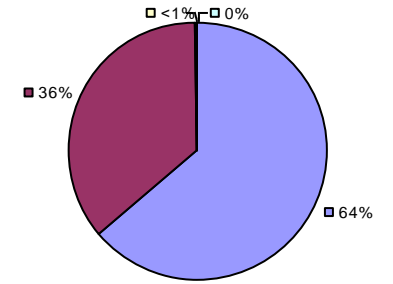
Local Measures



Other Measures

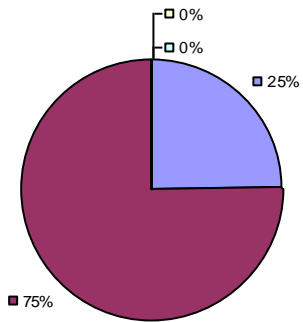


Overall Composite

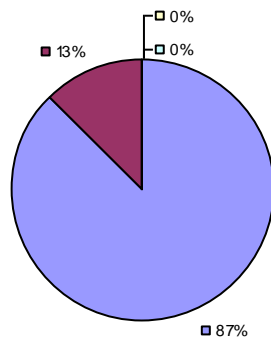


2013-14 PRINCIPAL EVALUATION RESULTS

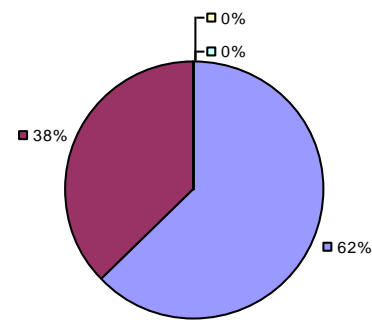
Student Growth



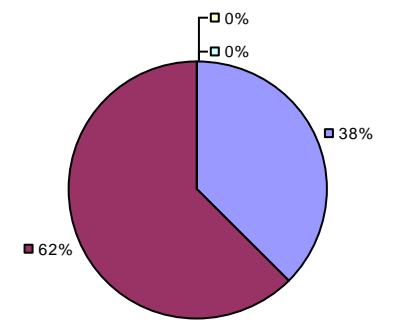
Local Measures



Other Measures



Overall Composite



\* Data is suppressed if 100% of teachers/principals received the same rating or if the total teachers/principals in an LEA is less than five.

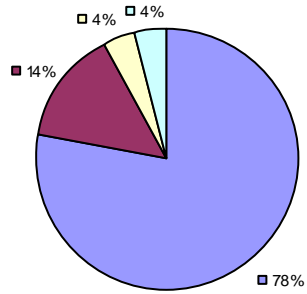
**2013-14 TEACHER EVALUATION RESULTS NOT SHOWN DUE TO SUPPRESSION\***

**2013-14 PRINCIPAL EVALUATION RESULTS NOT SHOWN DUE TO SUPPRESSION\***

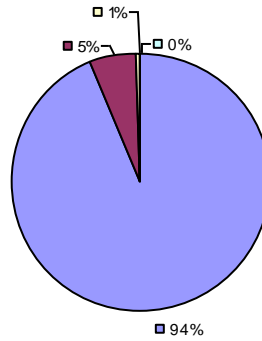
*\* Data is suppressed if 100% of teachers/principals received the same rating or if the total teachers/principals in an LEA is less than five.*

2013-14 TEACHER EVALUATION RESULTS

Student Growth

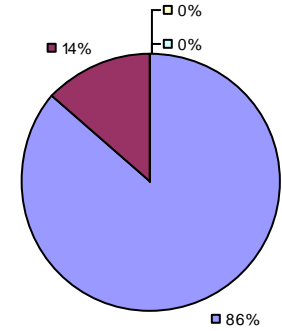


Local Measures



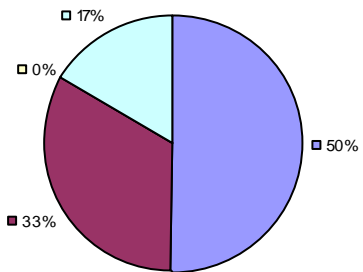
Other measures results not shown due to suppression\*

Overall Composite

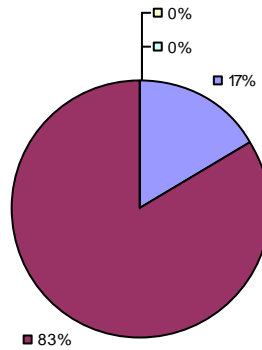


2013-14 PRINCIPAL EVALUATION RESULTS

Student Growth

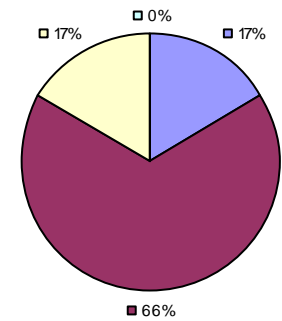


Local Measures



Other measures results not shown due to suppression\*

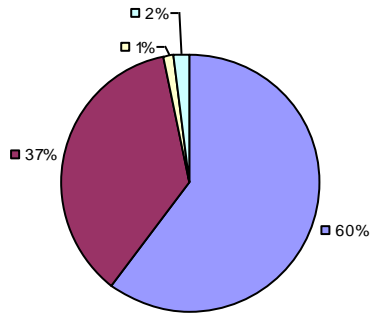
Overall Composite



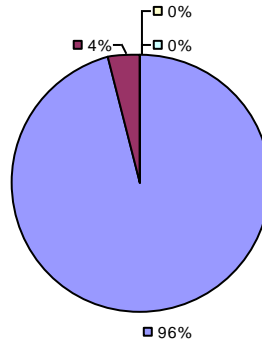
\* Data is suppressed if 100% of teachers/principals received the same rating or if the total teachers/principals in an LEA is less than five.

2013-14 TEACHER EVALUATION RESULTS

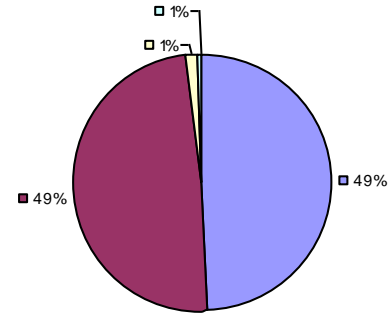
Student Growth



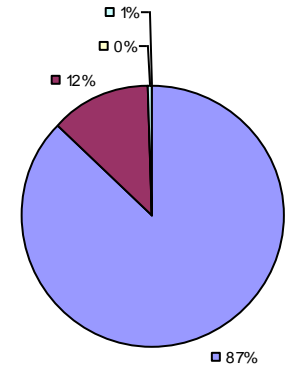
Local Measures



Other Measures



Overall Composite

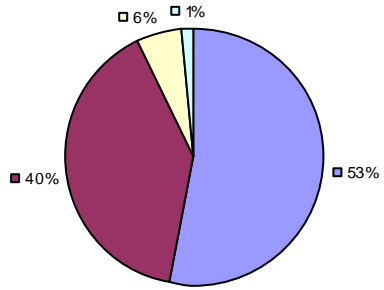


2013-14 PRINCIPAL EVALUATION RESULTS NOT SHOWN DUE TO SUPPRESSION\*

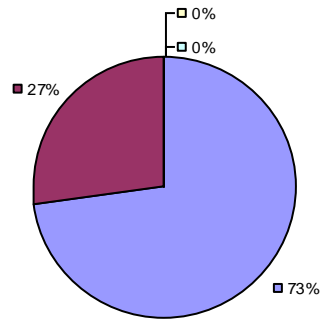
\* Data is suppressed if 100% of teachers/principals received the same rating or if the total teachers/principals in an LEA is less than five.

2013-14 TEACHER EVALUATION RESULTS

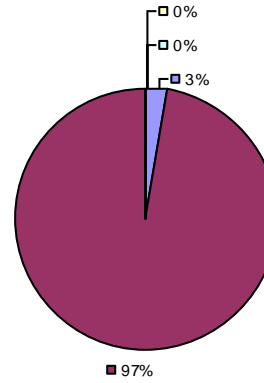
Student Growth



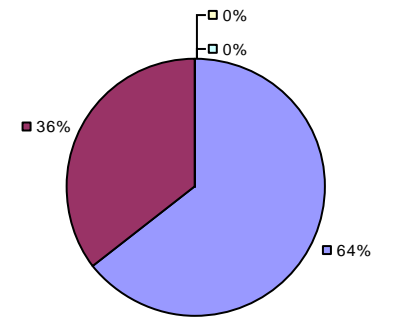
Local Measures



Other Measures



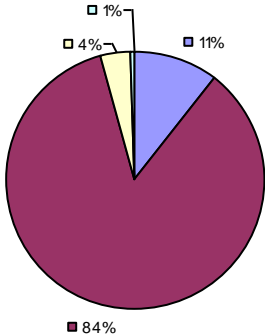
Overall Composite



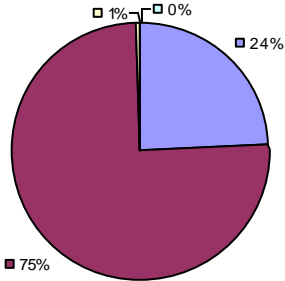
2013-14 PRINCIPAL EVALUATION RESULTS NOT SHOWN DUE TO SUPPRESSION\*

\* Data is suppressed if 100% of teachers/principals received the same rating or if the total teachers/principals in an LEA is less than five.

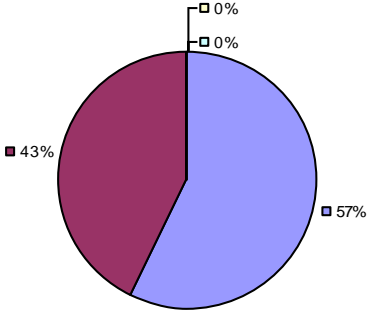
Student Growth



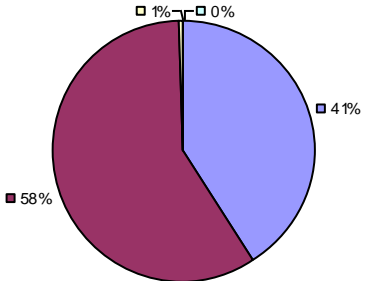
Local Measures



Other Measures



Overall Composite

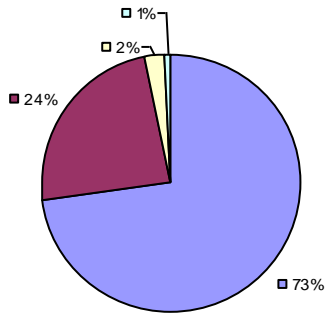


2013-14 PRINCIPAL EVALUATION RESULTS NOT SHOWN DUE TO SUPPRESSION\*

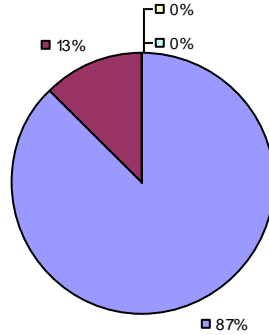
\* Data is suppressed if 100% of teachers/principals received the same rating or if the total teachers/principals in an LEA is less than five.

2013-14 TEACHER EVALUATION RESULTS

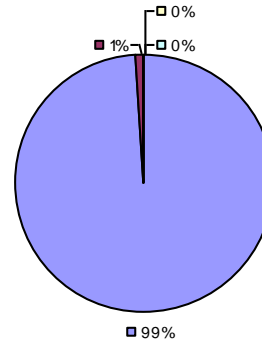
Student Growth



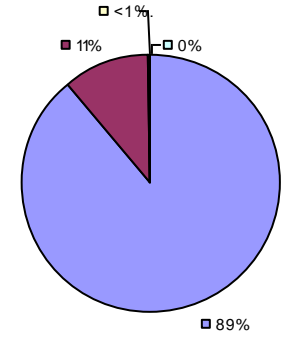
Local Measures



Other Measures

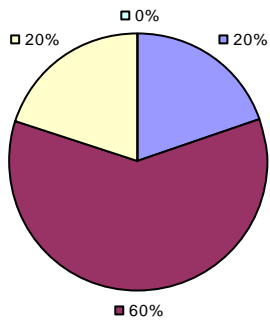


Overall Composite

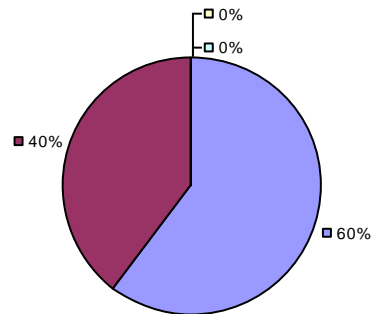


2013-14 PRINCIPAL EVALUATION RESULTS

Student Growth

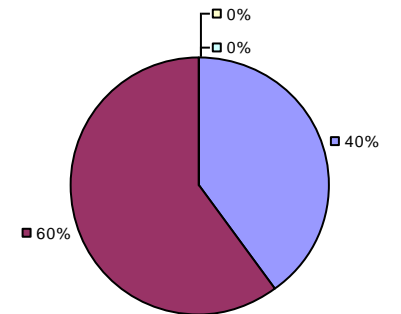


Local Measures



Other measures results not shown due to suppression\*

Overall Composite



\* Data is suppressed if 100% of teachers/principals received the same rating or if the total teachers/principals in an LEA is less than five.

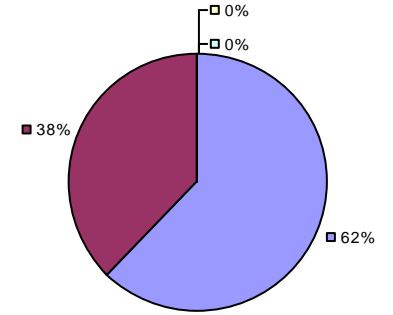
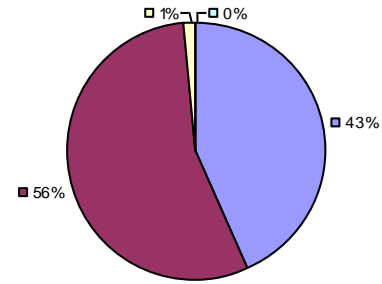
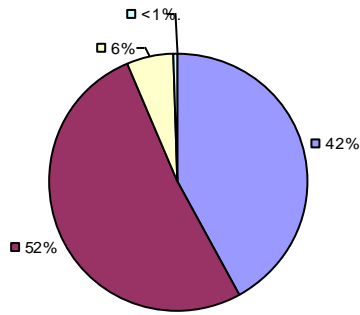
2013-14 TEACHER EVALUATION RESULTS

Student Growth

Local measures results not shown due to suppression\*

Other Measures

Overall Composite



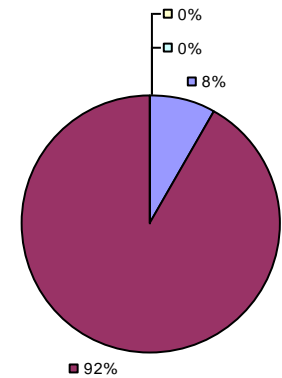
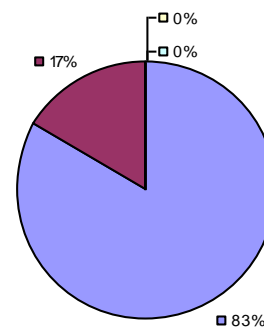
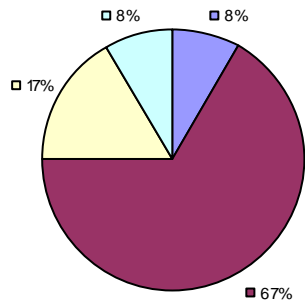
2013-14 PRINCIPAL EVALUATION RESULTS

Student Growth

Local measures results not shown due to suppression\*

Other Measures

Overall Composite

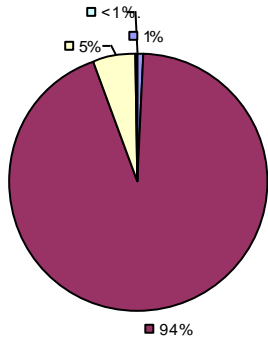


\* Data is suppressed if 100% of teachers/principals received the same rating or if the total teachers/principals in an LEA is less than five.

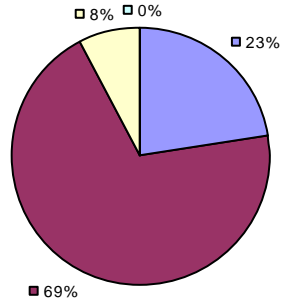


2013-14 TEACHER EVALUATION RESULTS

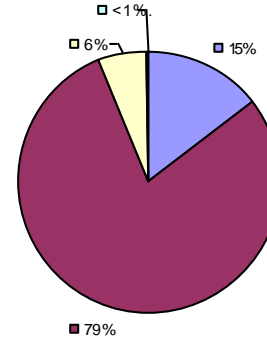
Student Growth



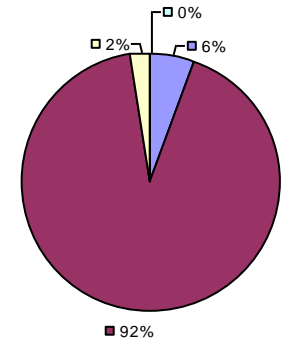
Local Measures



Other Measures

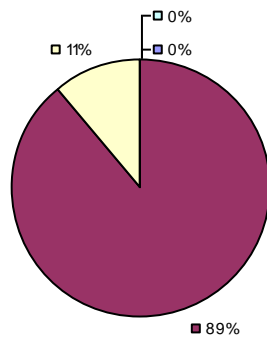


Overall Composite



2013-14 PRINCIPAL EVALUATION RESULTS

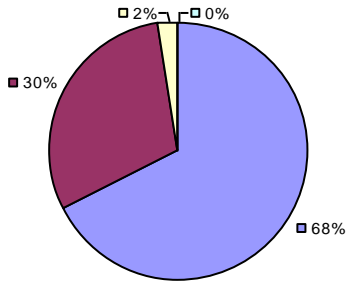
Local Measures



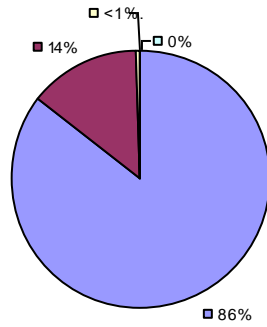
Other measures results not shown due to suppression\* Overall composite not shown due to suppression\*

\* Data is suppressed if 100% of teachers/principals received the same rating or if the total teachers/principals in an LEA is less than five.

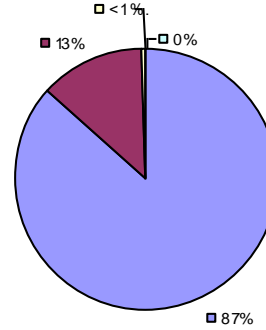
Student Growth



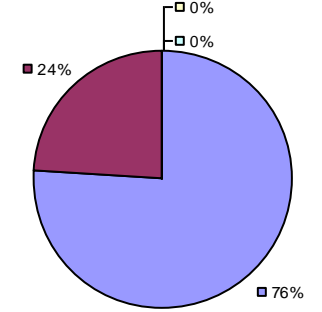
Local Measures



Other Measures

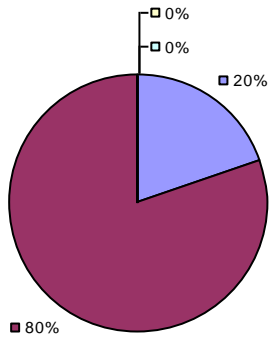


Overall Composite

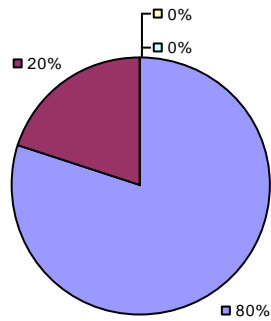


2013-14 PRINCIPAL EVALUATION RESULTS

Student Growth

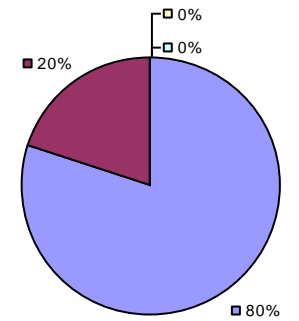


Local Measures



Other measures results not shown due to suppression\*

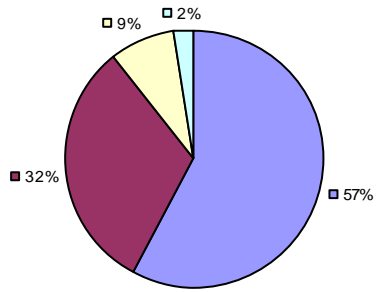
Overall Composite



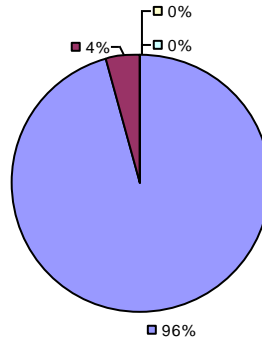
\* Data is suppressed if 100% of teachers/principals received the same rating or if the total teachers/principals in an LEA is less than five.

2013-14 TEACHER EVALUATION RESULTS

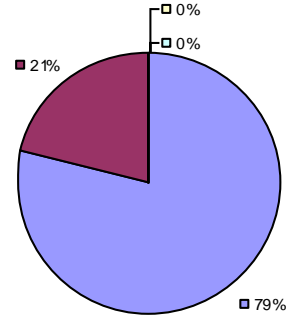
Student Growth



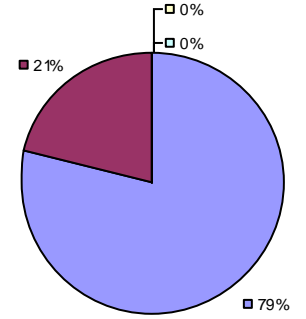
Local Measures



Other Measures



Overall Composite

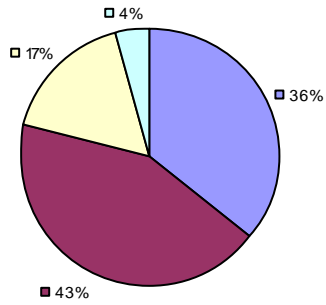


2013-14 PRINCIPAL EVALUATION RESULTS NOT SHOWN DUE TO SUPPRESSION\*

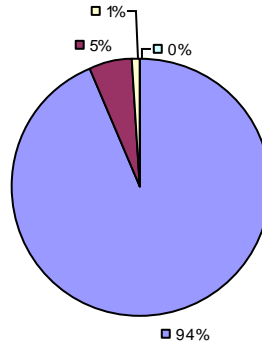
\* Data is suppressed if 100% of teachers/principals received the same rating or if the total teachers/principals in an LEA is less than five.

2013-14 TEACHER EVALUATION RESULTS

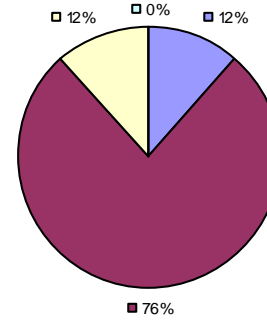
Student Growth



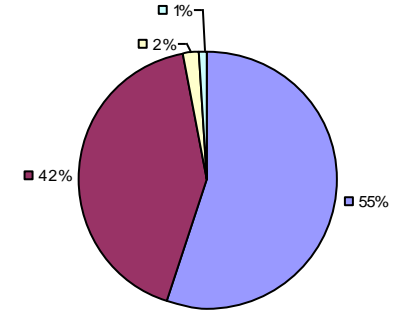
Local Measures



Other Measures

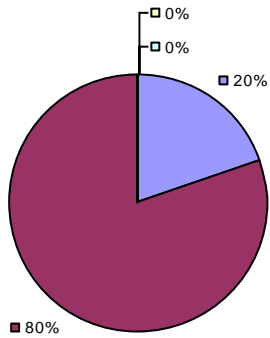


Overall Composite



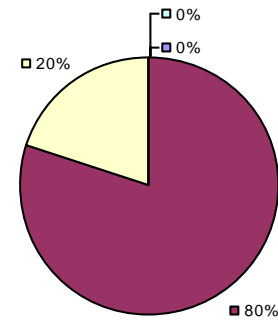
2013-14 PRINCIPAL EVALUATION RESULTS

Student Growth

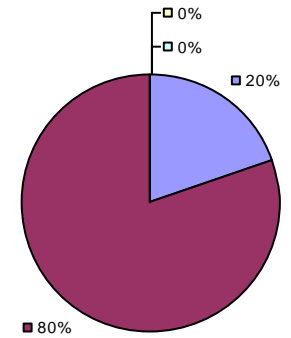


Local measures results not shown due to suppression\*

Other Measures

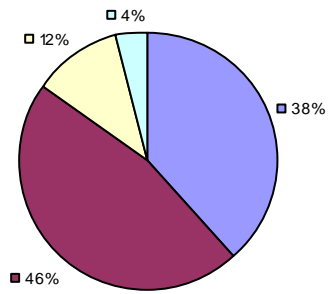


Overall Composite

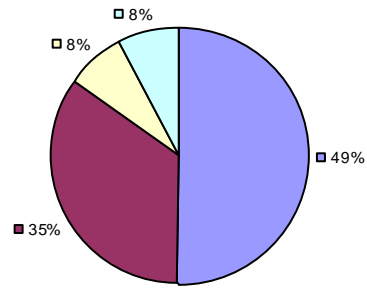


\* Data is suppressed if 100% of teachers/principals received the same rating or if the total teachers/principals in an LEA is less than five.

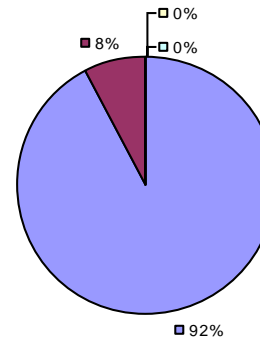
Student Growth



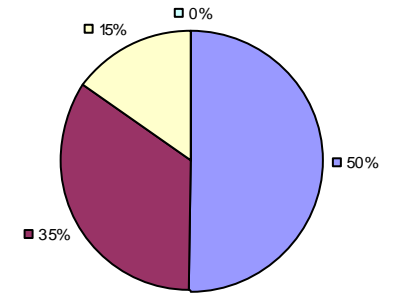
Local Measures



Other Measures



Overall Composite

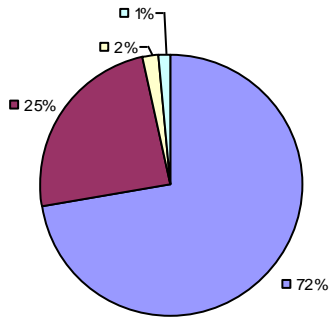


2013-14 PRINCIPAL EVALUATION RESULTS NOT SHOWN DUE TO SUPPRESSION\*

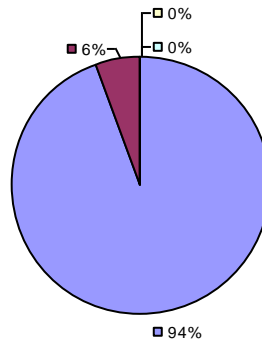
\* Data is suppressed if 100% of teachers/principals received the same rating or if the total teachers/principals in an LEA is less than five.

2013-14 TEACHER EVALUATION RESULTS

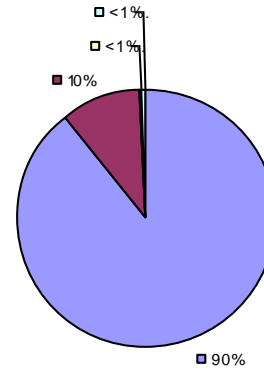
Student Growth



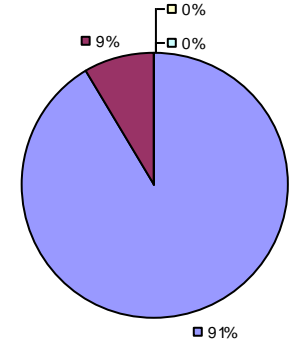
Local Measures



Other Measures

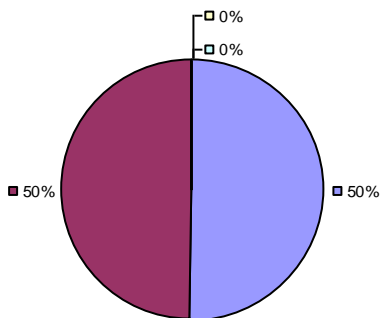


Overall Composite



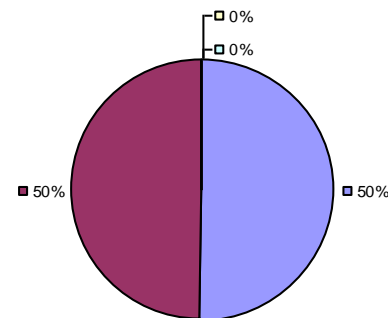
2013-14 PRINCIPAL EVALUATION RESULTS

Student Growth

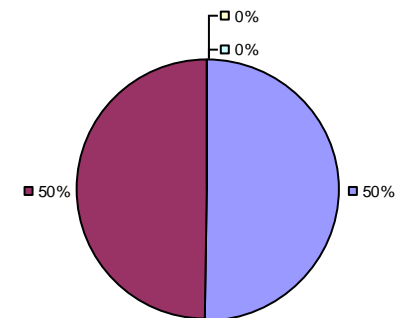


Local measures results not shown due to suppression\*

Other Measures



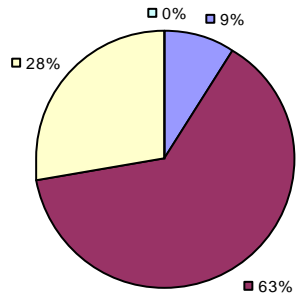
Overall Composite



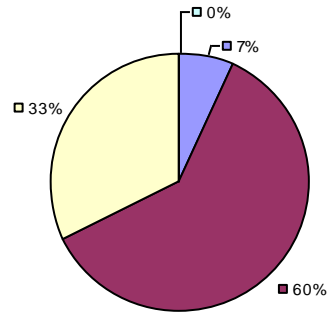
\* Data is suppressed if 100% of teachers/principals received the same rating or if the total teachers/principals in an LEA is less than five.

2013-14 TEACHER EVALUATION RESULTS

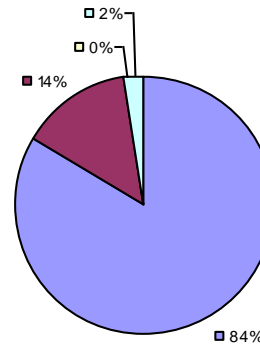
Student Growth



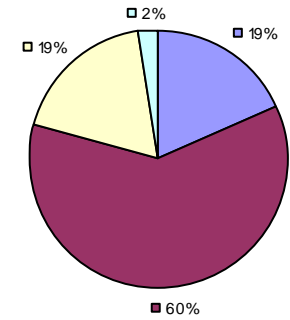
Local Measures



Other Measures



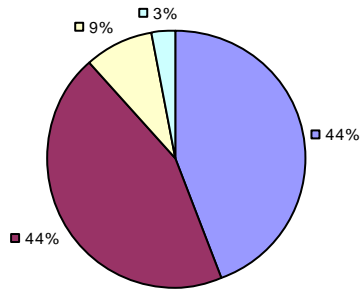
Overall Composite



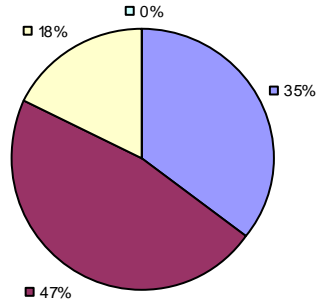
2013-14 PRINCIPAL EVALUATION RESULTS NOT SUBMITTED

\* Data is suppressed if 100% of teachers/principals received the same rating or if the total teachers/principals in an LEA is less than five.

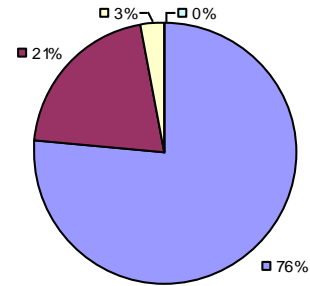
Student Growth



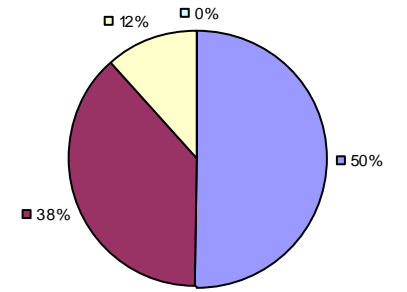
Local Measures



Other Measures



Overall Composite



2013-14 PRINCIPAL EVALUATION RESULTS NOT SHOWN DUE TO SUPPRESSION\*

\* Data is suppressed if 100% of teachers/principals received the same rating or if the total teachers/principals in an LEA is less than five.



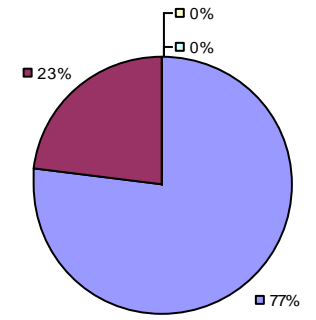
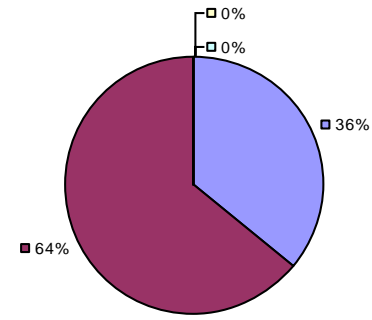
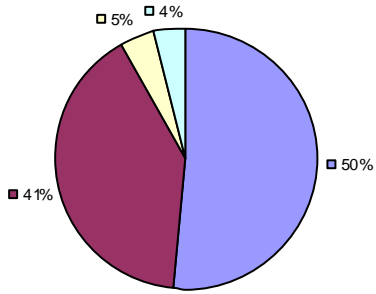
2013-14 TEACHER EVALUATION RESULTS

Student Growth

Local measures results not shown due to suppression\*

Other Measures

Overall Composite

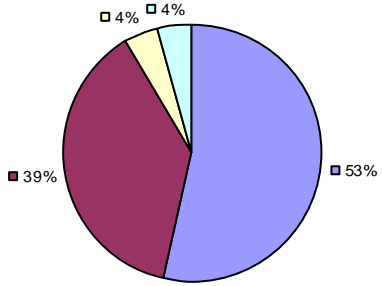


2013-14 PRINCIPAL EVALUATION RESULTS NOT SHOWN DUE TO SUPPRESSION\*

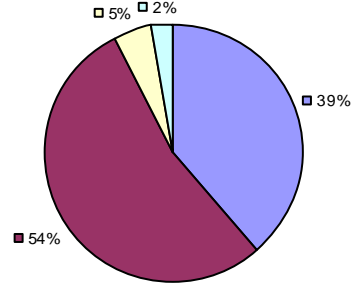
\* Data is suppressed if 100% of teachers/principals received the same rating or if the total teachers/principals in an LEA is less than five.

2013-14 TEACHER EVALUATION RESULTS

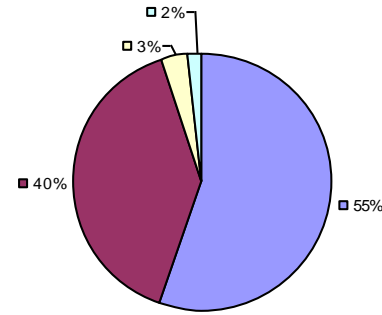
Student Growth



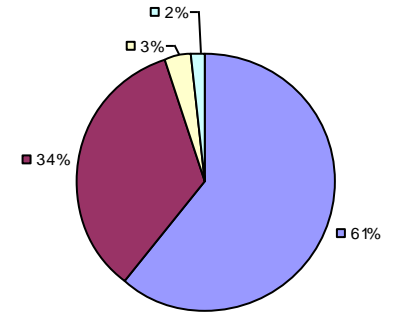
Local Measures



Other Measures

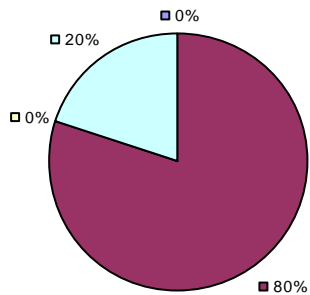


Overall Composite



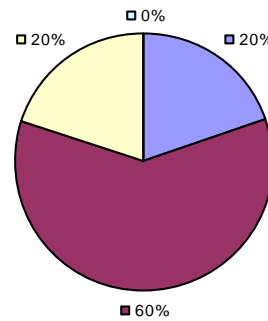
2013-14 PRINCIPAL EVALUATION RESULTS

Student Growth

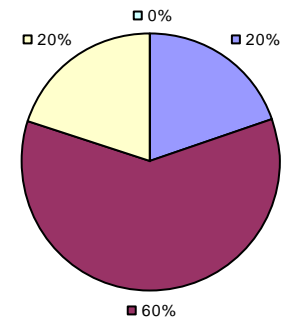


Local measures results not shown due to suppression\*

Other Measures



Overall Composite

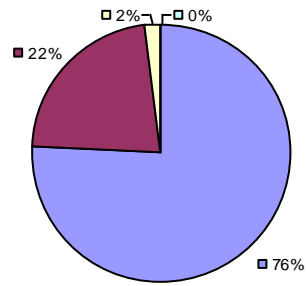


\* Data is suppressed if 100% of teachers/principals received the same rating or if the total teachers/principals in an LEA is less than five.

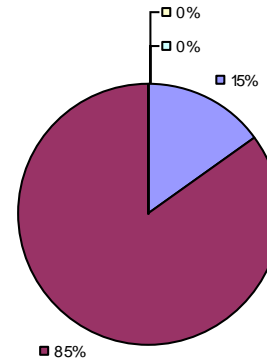
2013-14 TEACHER EVALUATION RESULTS

Student Growth

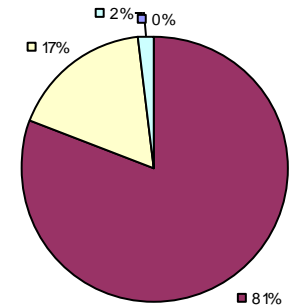
Local measures results not shown due to suppression\*



Other Measures



Overall Composite

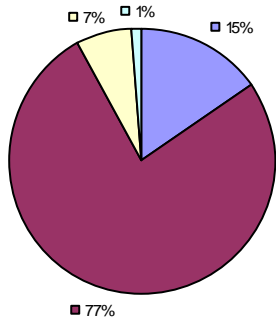


2013-14 PRINCIPAL EVALUATION RESULTS NOT SHOWN DUE TO SUPPRESSION\*

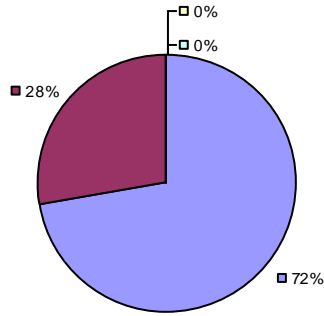
\* Data is suppressed if 100% of teachers/principals received the same rating or if the total teachers/principals in an LEA is less than five.

2013-14 TEACHER EVALUATION RESULTS

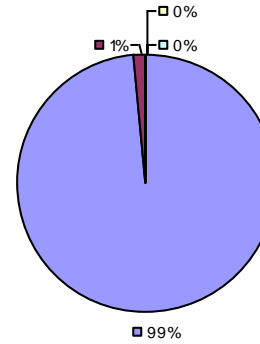
Student Growth



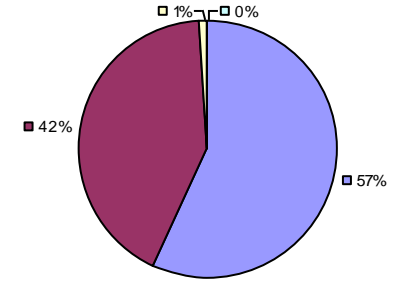
Local Measures



Other Measures



Overall Composite

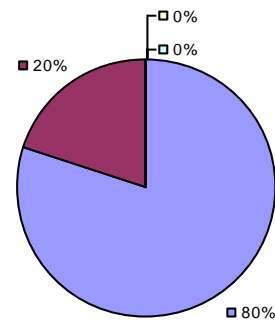


2013-14 PRINCIPAL EVALUATION RESULTS

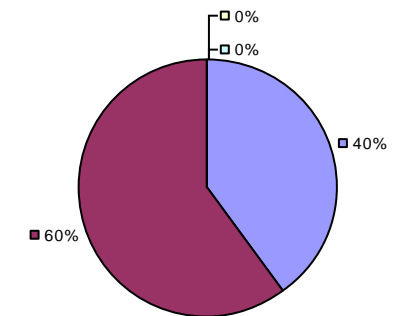
Student growth results not shown due to suppression\*

Local measures results not shown due to suppression\*

Other Measures



Overall Composite



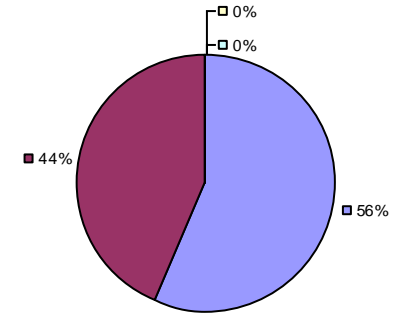
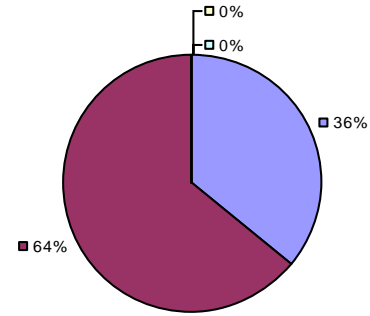
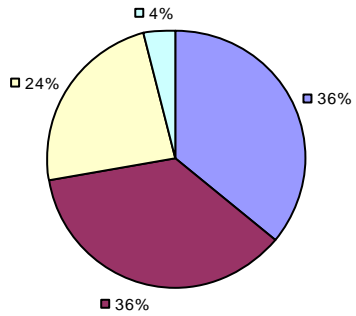
\* Data is suppressed if 100% of teachers/principals received the same rating or if the total teachers/principals in an LEA is less than five.

Student Growth

Local measures results not shown due to suppression\*

Other Measures

Overall Composite



2013-14 PRINCIPAL EVALUATION RESULTS NOT SHOWN DUE TO SUPPRESSION\*

\* Data is suppressed if 100% of teachers/principals received the same rating or if the total teachers/principals in an LEA is less than five.

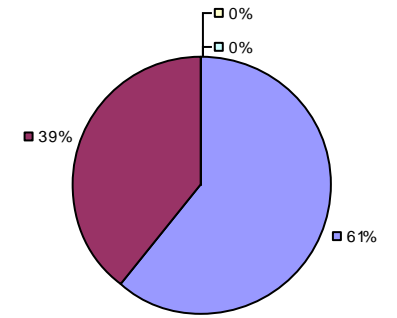
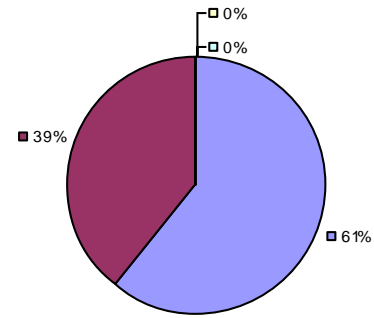
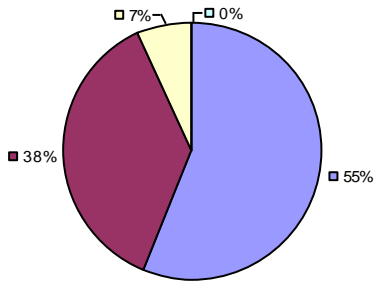
2013-14 TEACHER EVALUATION RESULTS

Student Growth

Local measures results not shown due to suppression\*

Other Measures

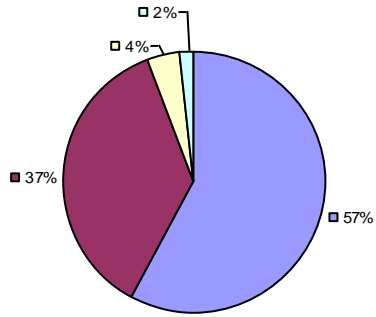
Overall Composite



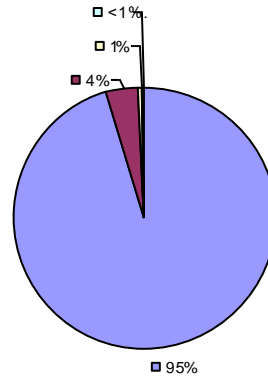
2013-14 PRINCIPAL EVALUATION RESULTS NOT SHOWN DUE TO SUPPRESSION\*

\* Data is suppressed if 100% of teachers/principals received the same rating or if the total teachers/principals in an LEA is less than five.

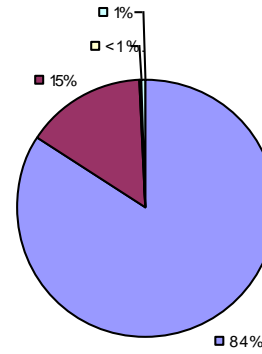
**Student Growth**



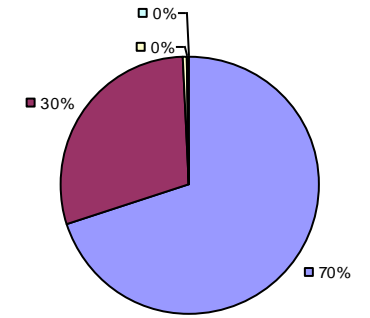
**Local Measures**



**Other Measures**



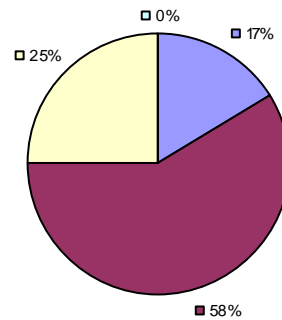
**Overall Composite**



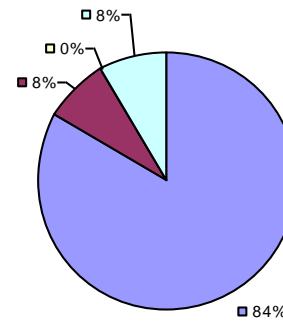
**2013-14 PRINCIPAL EVALUATION RESULTS**

*Student growth results not shown due to suppression\**

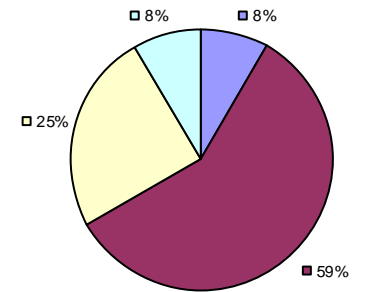
**Local Measures**



**Other Measures**

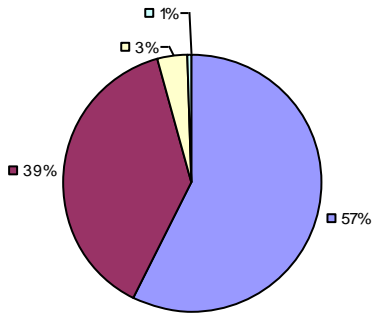


**Overall Composite**

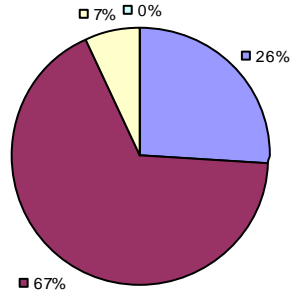


\* Data is suppressed if 100% of teachers/principals received the same rating or if the total teachers/principals in an LEA is less than five.

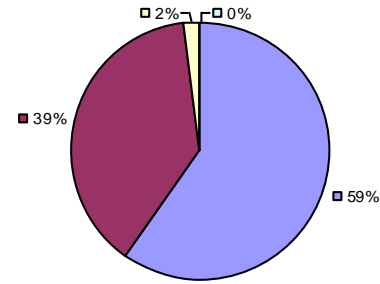
Student Growth



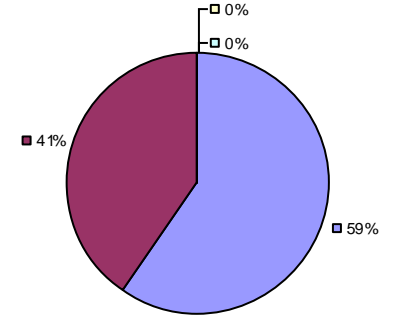
Local Measures



Other Measures



Overall Composite



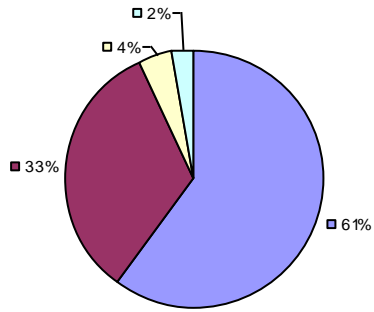
2013-14 PRINCIPAL EVALUATION RESULTS NOT SHOWN DUE TO SUPPRESSION\*

\* Data is suppressed if 100% of teachers/principals received the same rating or if the total teachers/principals in an LEA is less than five.

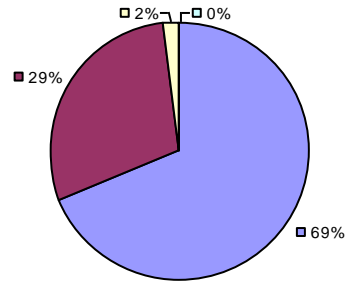


2013-14 TEACHER EVALUATION RESULTS

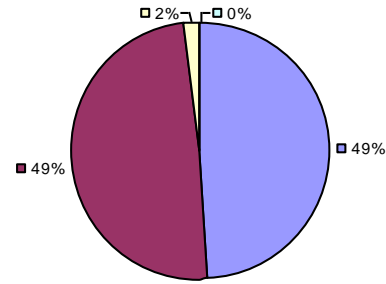
Student Growth



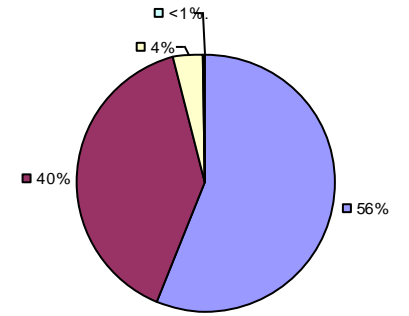
Local Measures



Other Measures



Overall Composite

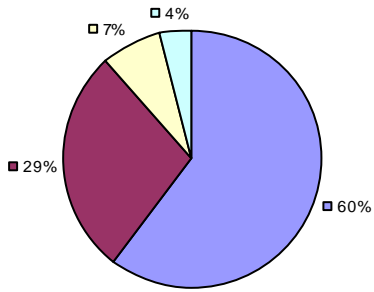


2013-14 PRINCIPAL EVALUATION RESULTS NOT SHOWN DUE TO SUPPRESSION\*

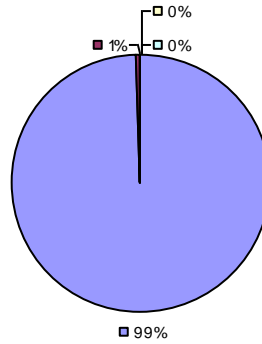
\* Data is suppressed if 100% of teachers/principals received the same rating or if the total teachers/principals in an LEA is less than five.

2013-14 TEACHER EVALUATION RESULTS

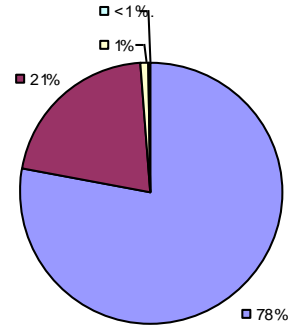
Student Growth



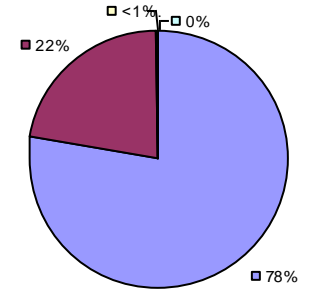
Local Measures



Other Measures

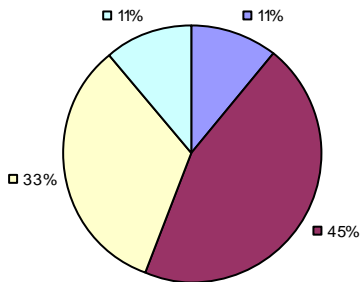


Overall Composite



2013-14 PRINCIPAL EVALUATION RESULTS

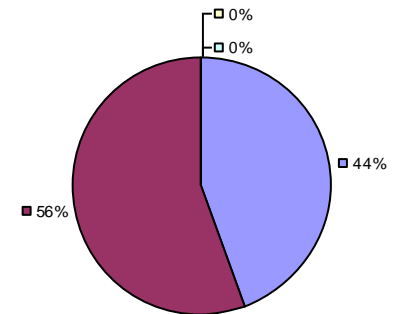
Student Growth



Local measures results not shown due to suppression\*

Other measures results not shown due to suppression\*

Overall Composite



\* Data is suppressed if 100% of teachers/principals received the same rating or if the total teachers/principals in an LEA is less than five.

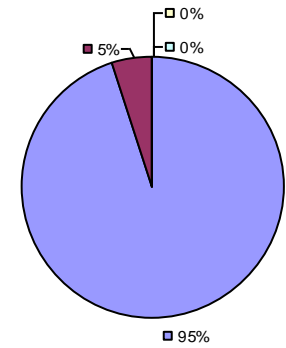
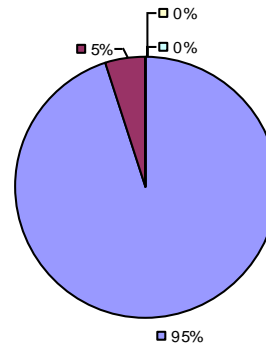
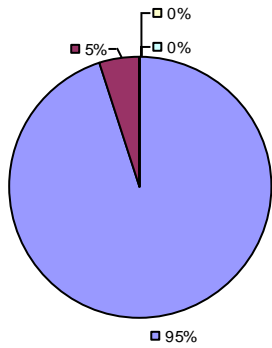
2013-14 TEACHER EVALUATION RESULTS

Student Growth

Local measures results not shown due to suppression\*

Other Measures

Overall Composite



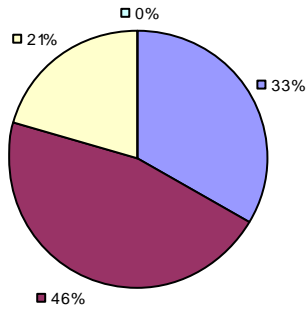
2013-14 PRINCIPAL EVALUATION RESULTS NOT SHOWN DUE TO SUPPRESSION\*

\* Data is suppressed if 100% of teachers/principals received the same rating or if the total teachers/principals in an LEA is less than five.

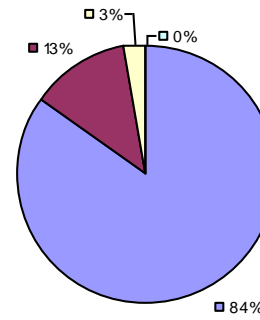
2013-14 TEACHER EVALUATION RESULTS

Student Growth

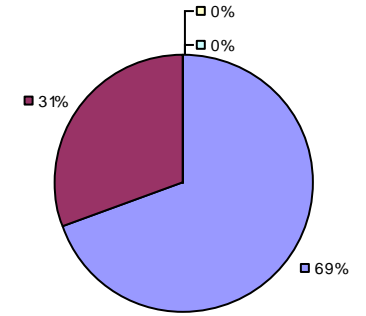
Local measures results not shown due to suppression\*



Other Measures



Overall Composite



2013-14 PRINCIPAL EVALUATION RESULTS NOT SHOWN DUE TO SUPPRESSION\*

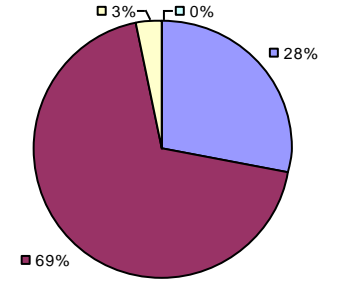
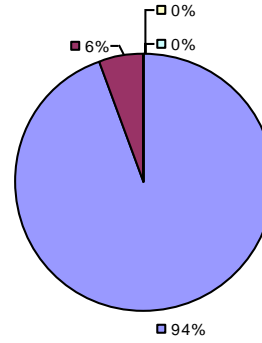
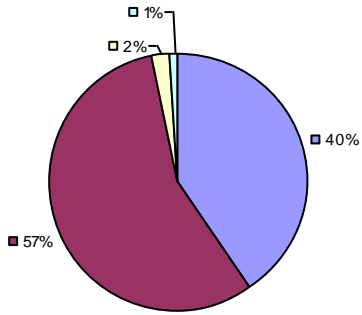
\* Data is suppressed if 100% of teachers/principals received the same rating or if the total teachers/principals in an LEA is less than five.

Student Growth

Local measures results not shown due to suppression\*

Other Measures

Overall Composite

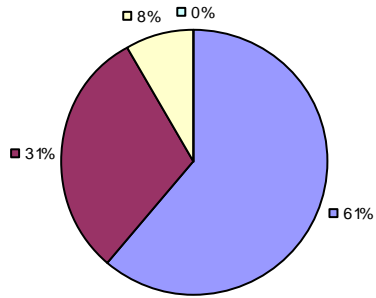


2013-14 PRINCIPAL EVALUATION RESULTS NOT SUBMITTED

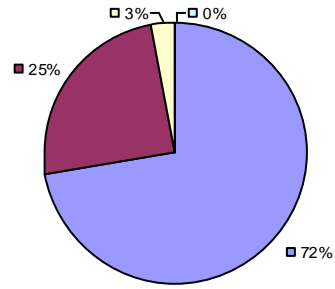
\* Data is suppressed if 100% of teachers/principals received the same rating or if the total teachers/principals in an LEA is less than five.

2013-14 TEACHER EVALUATION RESULTS

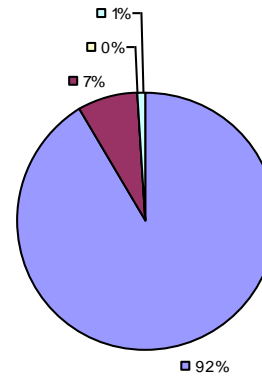
Student Growth



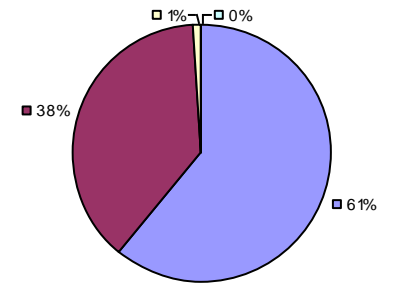
Local Measures



Other Measures



Overall Composite

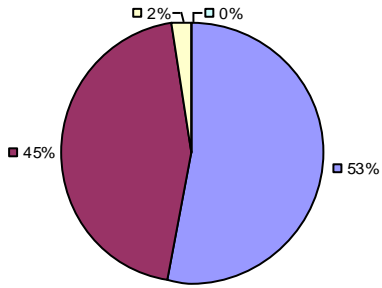


2013-14 PRINCIPAL EVALUATION RESULTS NOT SHOWN DUE TO SUPPRESSION\*

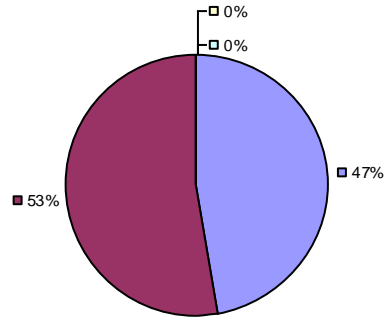
\* Data is suppressed if 100% of teachers/principals received the same rating or if the total teachers/principals in an LEA is less than five.

2013-14 TEACHER EVALUATION RESULTS

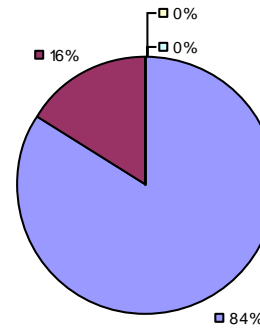
Student Growth



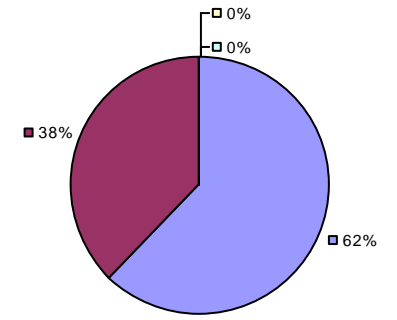
Local Measures



Other Measures



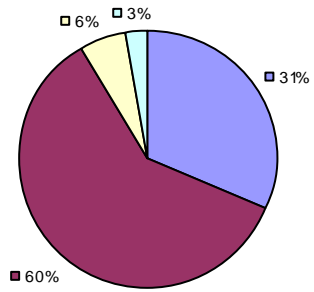
Overall Composite



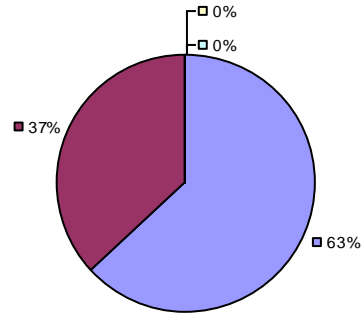
2013-14 PRINCIPAL EVALUATION RESULTS NOT SHOWN DUE TO SUPPRESSION\*

\* Data is suppressed if 100% of teachers/principals received the same rating or if the total teachers/principals in an LEA is less than five.

Student Growth

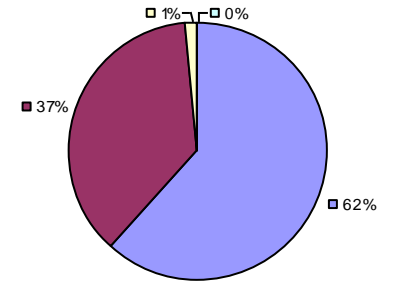


Local Measures



Other measures results not shown due to suppression\*

Overall Composite



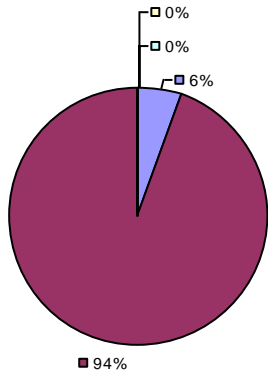
2013-14 PRINCIPAL EVALUATION RESULTS NOT SHOWN DUE TO SUPPRESSION\*

\* Data is suppressed if 100% of teachers/principals received the same rating or if the total teachers/principals in an LEA is less than five.

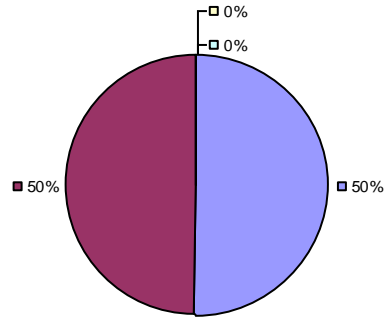


2013-14 TEACHER EVALUATION RESULTS

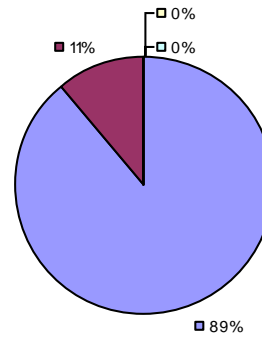
Student Growth



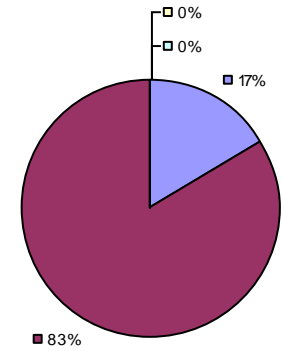
Local Measures



Other Measures



Overall Composite

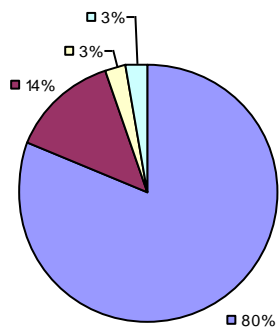


2013-14 PRINCIPAL EVALUATION RESULTS NOT SHOWN DUE TO SUPPRESSION\*

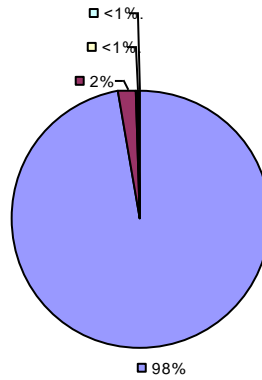
\* Data is suppressed if 100% of teachers/principals received the same rating or if the total teachers/principals in an LEA is less than five.

2013-14 TEACHER EVALUATION RESULTS

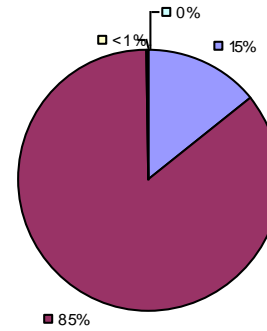
Student Growth



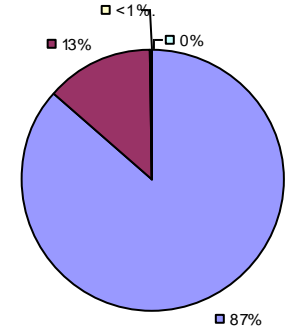
Local Measures



Other Measures

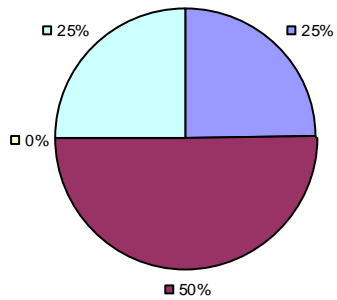


Overall Composite



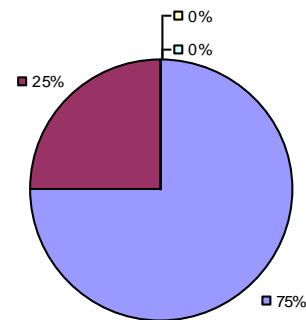
2013-14 PRINCIPAL EVALUATION RESULTS

Student Growth

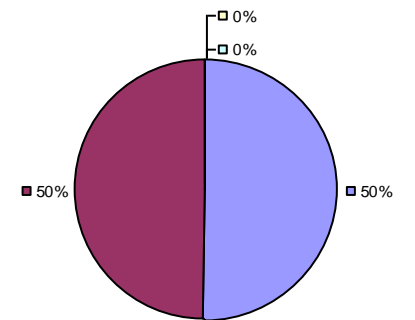


Local measures results not shown due to suppression\*

Other Measures



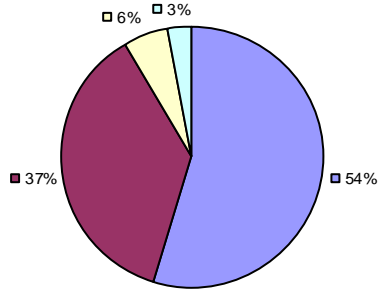
Overall Composite



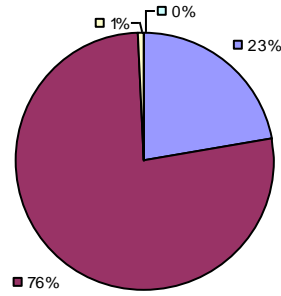
\* Data is suppressed if 100% of teachers/principals received the same rating or if the total teachers/principals in an LEA is less than five.

2013-14 TEACHER EVALUATION RESULTS

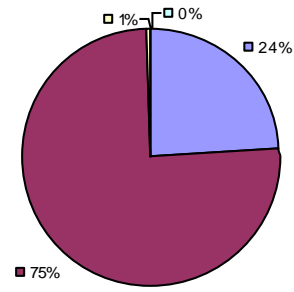
Student Growth



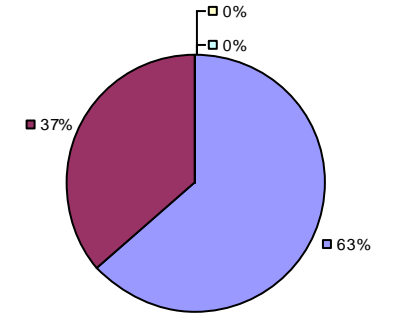
Local Measures



Other Measures



Overall Composite



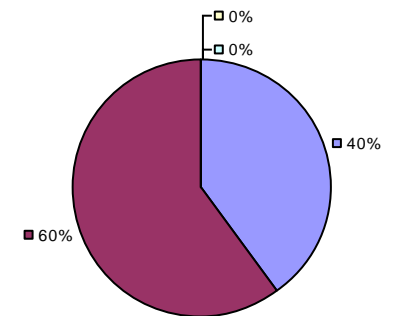
2013-14 PRINCIPAL EVALUATION RESULTS

Student growth results not shown due to suppression\*

Local measures results not shown due to suppression\*

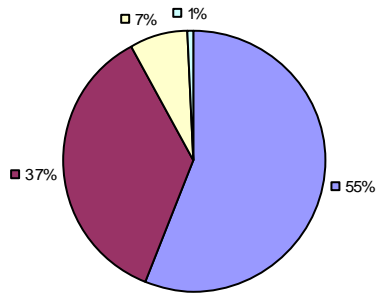
Other measures results not shown due to suppression\*

Overall Composite

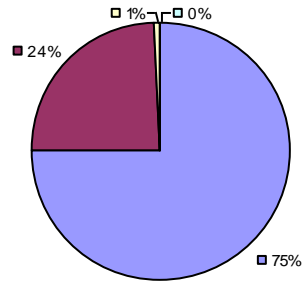


\* Data is suppressed if 100% of teachers/principals received the same rating or if the total teachers/principals in an LEA is less than five.

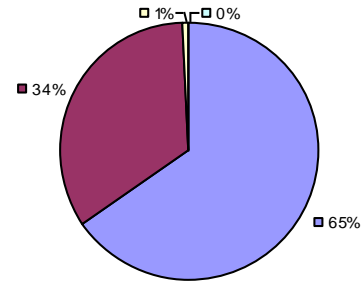
Student Growth



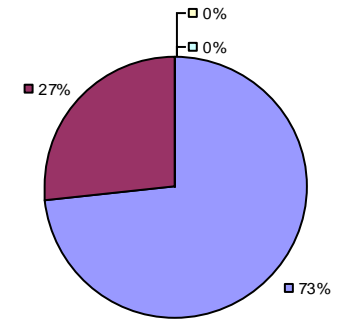
Local Measures



Other Measures



Overall Composite

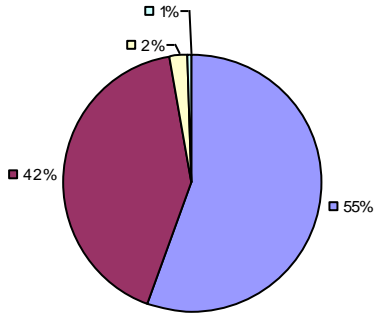


2013-14 PRINCIPAL EVALUATION RESULTS NOT SHOWN DUE TO SUPPRESSION\*

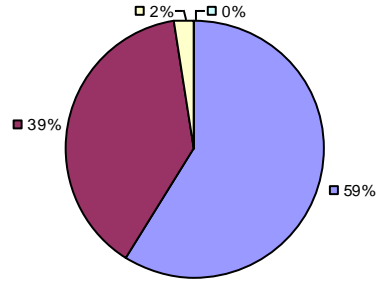
\* Data is suppressed if 100% of teachers/principals received the same rating or if the total teachers/principals in an LEA is less than five.

2013-14 TEACHER EVALUATION RESULTS

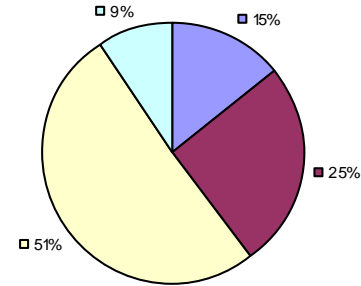
Student Growth



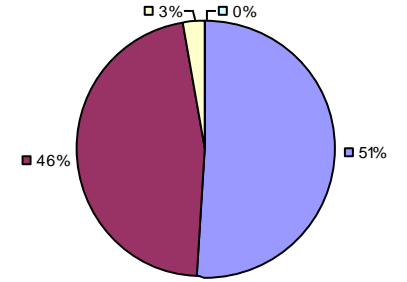
Local Measures



Other Measures



Overall Composite



2013-14 PRINCIPAL EVALUATION RESULTS NOT SHOWN DUE TO SUPPRESSION\*

\* Data is suppressed if 100% of teachers/principals received the same rating or if the total teachers/principals in an LEA is less than five.

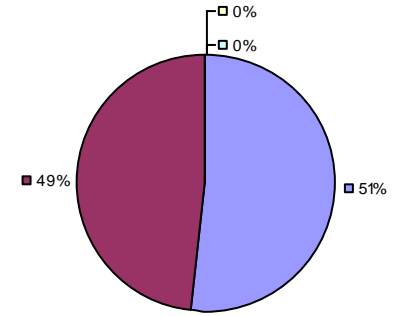
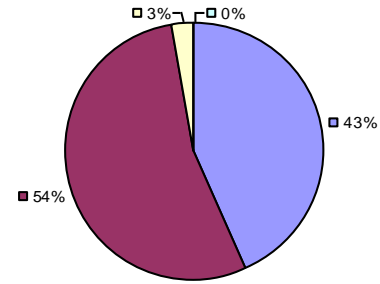
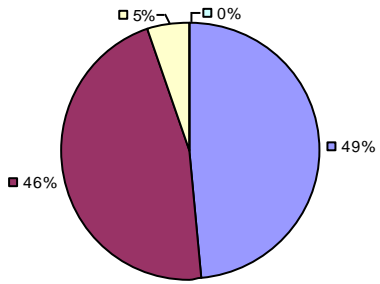
2013-14 TEACHER EVALUATION RESULTS

Student Growth

Local measures results not shown due to suppression\*

Other Measures

Overall Composite

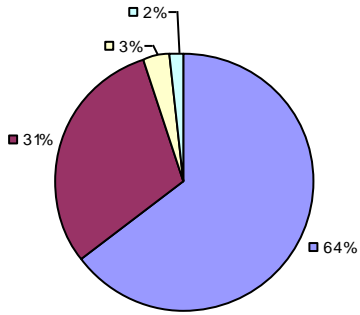


2013-14 PRINCIPAL EVALUATION RESULTS NOT SHOWN DUE TO SUPPRESSION\*

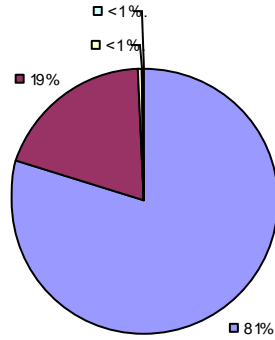
\* Data is suppressed if 100% of teachers/principals received the same rating or if the total teachers/principals in an LEA is less than five.

2013-14 TEACHER EVALUATION RESULTS

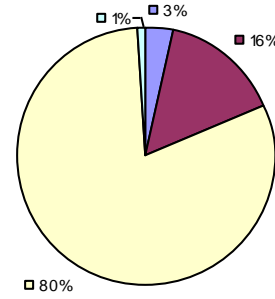
Student Growth



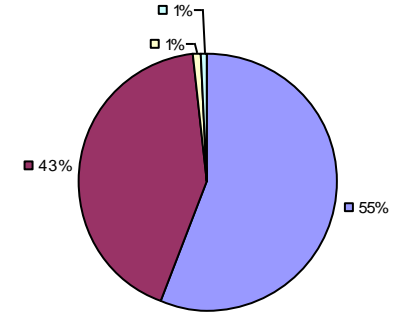
Local Measures



Other Measures

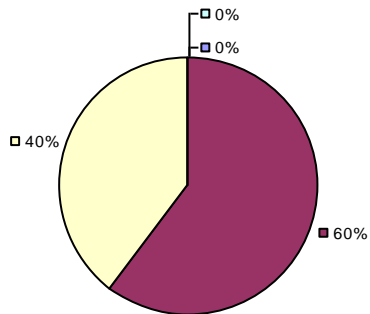


Overall Composite



2013-14 PRINCIPAL EVALUATION RESULTS

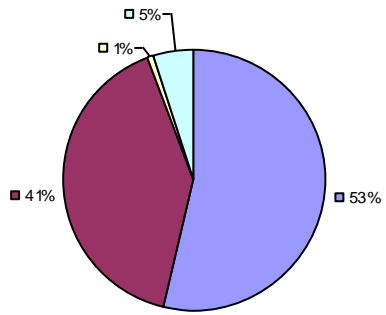
Student Growth



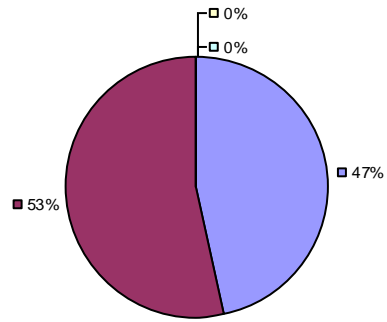
Local measures results not shown due to suppression\* Other measures results not shown due to suppression\* Overall composite not shown due to suppression\*

\* Data is suppressed if 100% of teachers/principals received the same rating or if the total teachers/principals in an LEA is less than five.

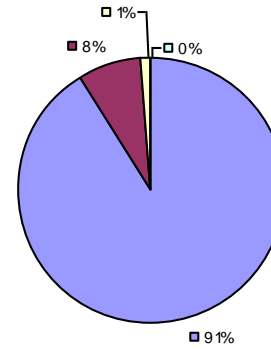
Student Growth



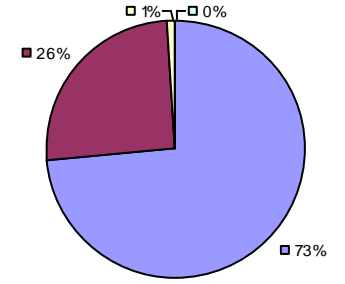
Local Measures



Other Measures



Overall Composite

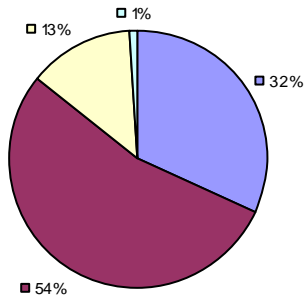


2013-14 PRINCIPAL EVALUATION RESULTS NOT SHOWN DUE TO SUPPRESSION\*

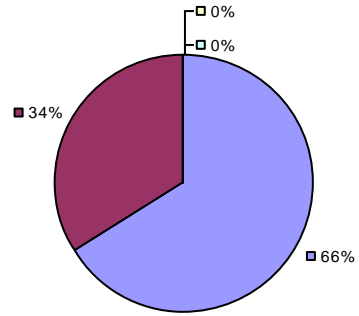
\* Data is suppressed if 100% of teachers/principals received the same rating or if the total teachers/principals in an LEA is less than five.



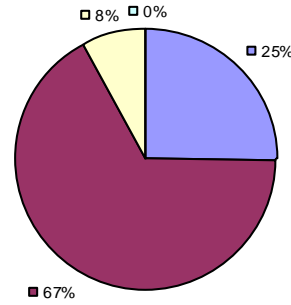
Student Growth



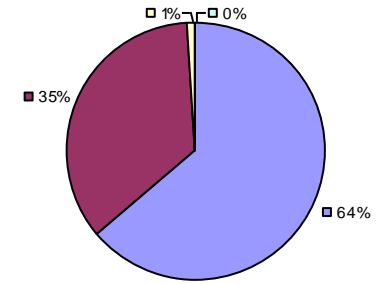
Local Measures



Other Measures



Overall Composite

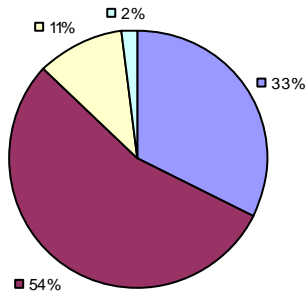


2013-14 PRINCIPAL EVALUATION RESULTS NOT SHOWN DUE TO SUPPRESSION\*

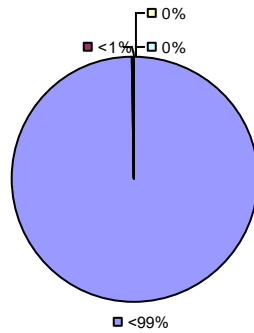
\* Data is suppressed if 100% of teachers/principals received the same rating or if the total teachers/principals in an LEA is less than five.

2013-14 TEACHER EVALUATION RESULTS

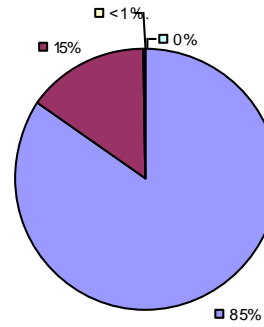
Student Growth



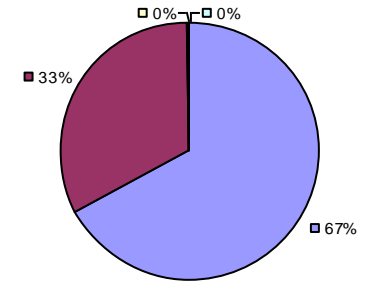
Local Measures



Other Measures

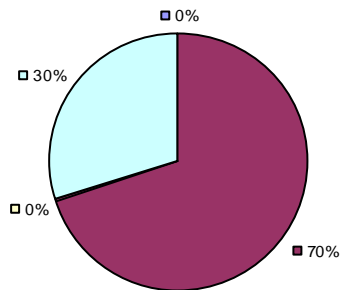


Overall Composite



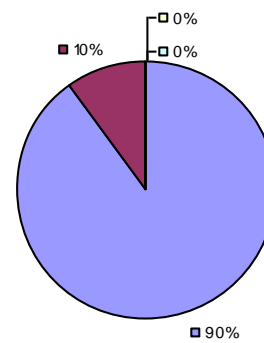
2013-14 PRINCIPAL EVALUATION RESULTS

Student Growth

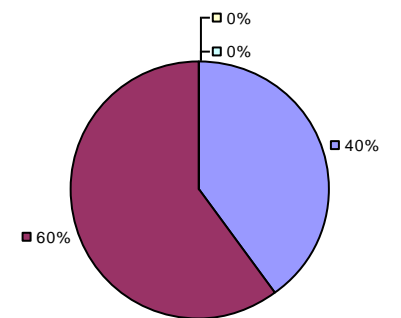


Local measures results not shown due to suppression\*

Other Measures

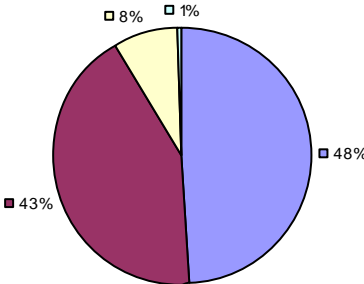


Overall Composite

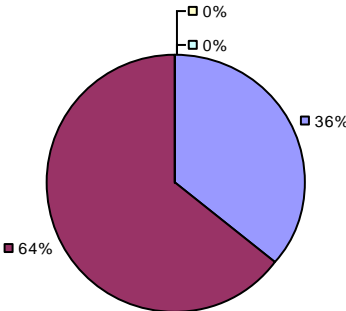


\* Data is suppressed if 100% of teachers/principals received the same rating or if the total teachers/principals in an LEA is less than five.

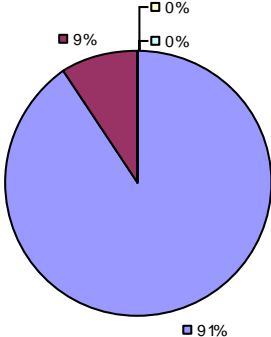
Student Growth



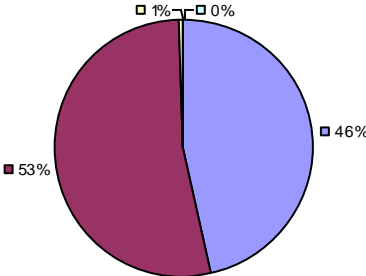
Local Measures



Other Measures



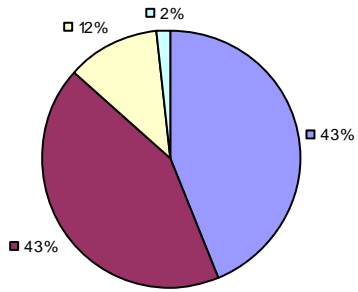
Overall Composite



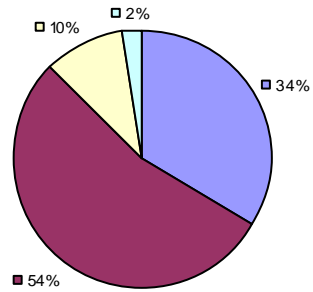
2013-14 PRINCIPAL EVALUATION RESULTS NOT SHOWN DUE TO SUPPRESSION\*

\* Data is suppressed if 100% of teachers/principals received the same rating or if the total teachers/principals in an LEA is less than five.

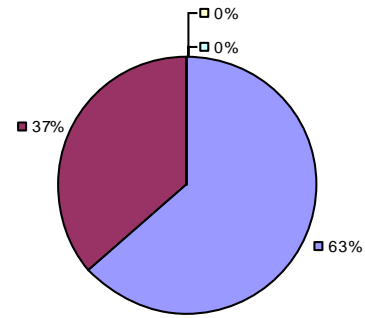
Student Growth



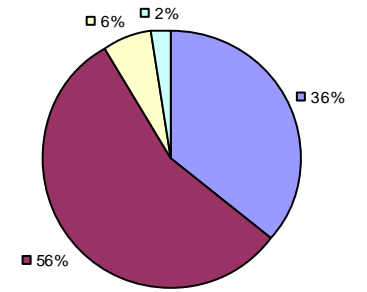
Local Measures



Other Measures



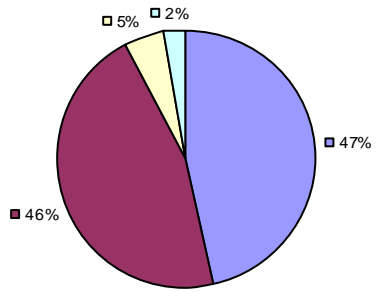
Overall Composite



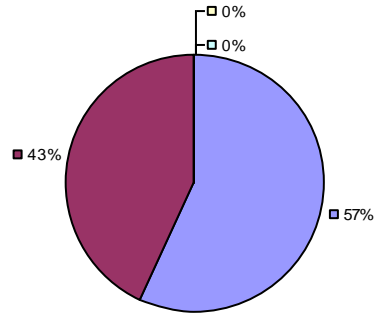
2013-14 PRINCIPAL EVALUATION RESULTS NOT SHOWN DUE TO SUPPRESSION\*

\* Data is suppressed if 100% of teachers/principals received the same rating or if the total teachers/principals in an LEA is less than five.

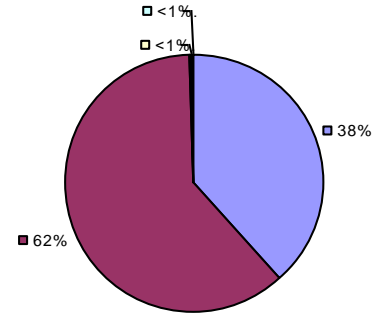
Student Growth



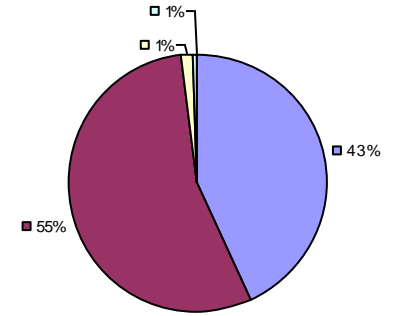
Local Measures



Other Measures

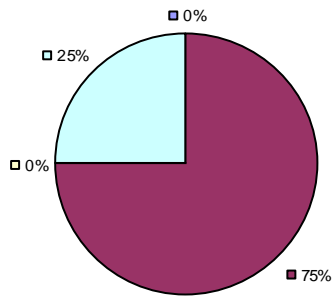


Overall Composite

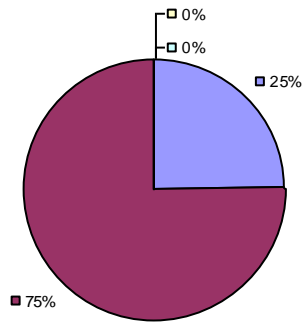


2013-14 PRINCIPAL EVALUATION RESULTS

Student Growth

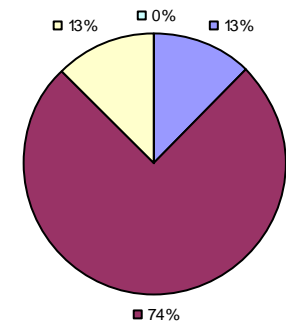


Local Measures



Other measures results not shown due to suppression\*

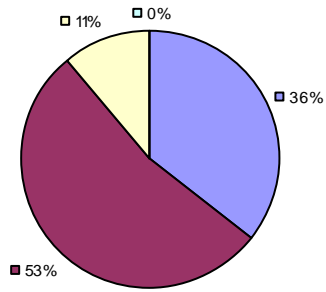
Overall Composite



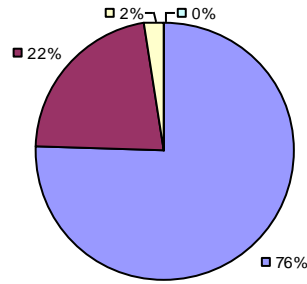
\* Data is suppressed if 100% of teachers/principals received the same rating or if the total teachers/principals in an LEA is less than five.

2013-14 TEACHER EVALUATION RESULTS

Student Growth

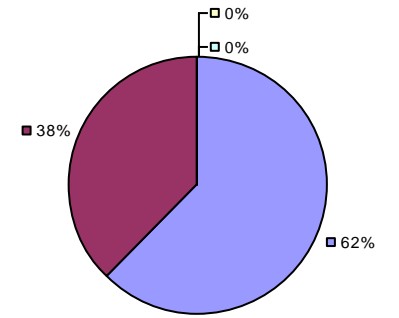


Local Measures



Other measures results not shown due to suppression\*

Overall Composite



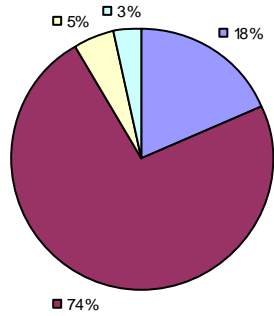
2013-14 PRINCIPAL EVALUATION RESULTS NOT SHOWN DUE TO SUPPRESSION\*

\* Data is suppressed if 100% of teachers/principals received the same rating or if the total teachers/principals in an LEA is less than five.

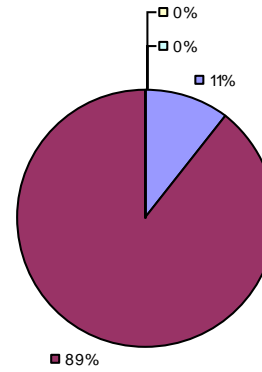
2013-14 TEACHER EVALUATION RESULTS

Student Growth

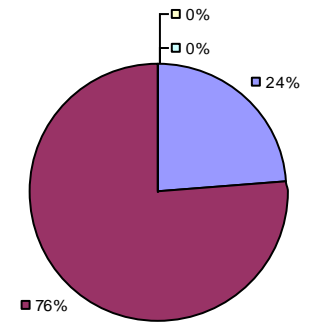
Local measures results not shown due to suppression\*



Other Measures



Overall Composite



2013-14 PRINCIPAL EVALUATION RESULTS NOT SHOWN DUE TO SUPPRESSION\*

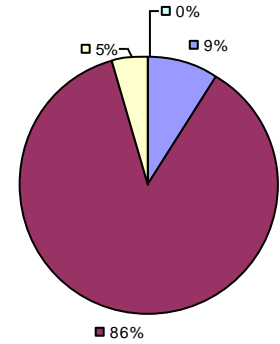
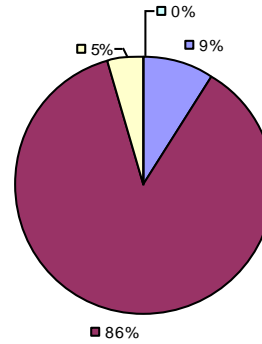
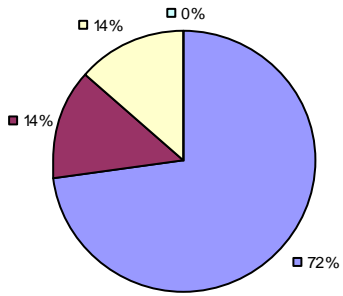
\* Data is suppressed if 100% of teachers/principals received the same rating or if the total teachers/principals in an LEA is less than five.

Student Growth

Local measures results not shown due to suppression\*

Other Measures

Overall Composite



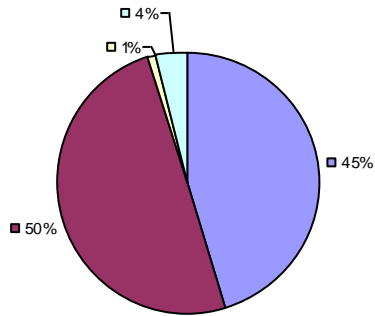
2013-14 PRINCIPAL EVALUATION RESULTS NOT SHOWN DUE TO SUPPRESSION\*

\* Data is suppressed if 100% of teachers/principals received the same rating or if the total teachers/principals in an LEA is less than five.

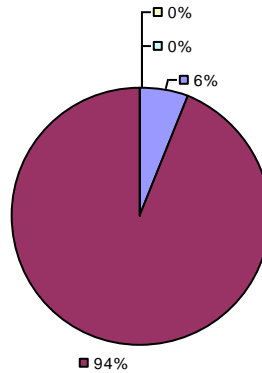


2013-14 TEACHER EVALUATION RESULTS

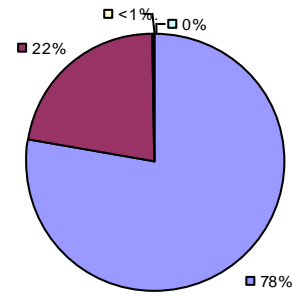
Student Growth



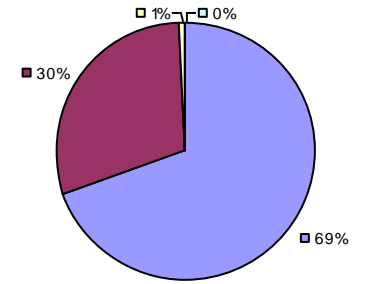
Local Measures



Other Measures

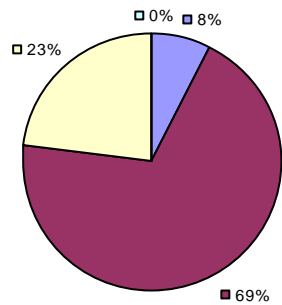


Overall Composite



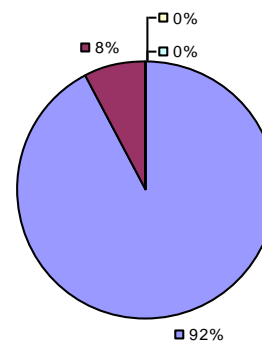
2013-14 PRINCIPAL EVALUATION RESULTS

Student Growth

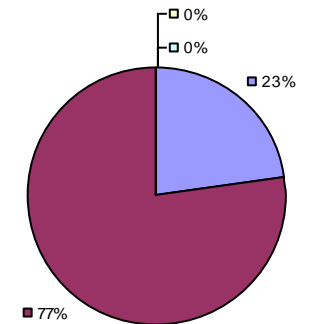


Local measures results not shown due to suppression\*

Other Measures



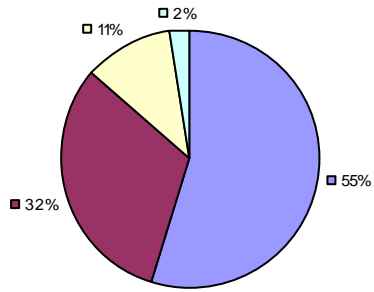
Overall Composite



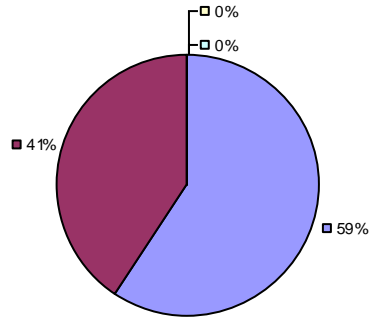
\* Data is suppressed if 100% of teachers/principals received the same rating or if the total teachers/principals in an LEA is less than five.

2013-14 TEACHER EVALUATION RESULTS

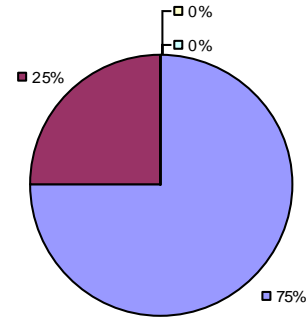
Student Growth



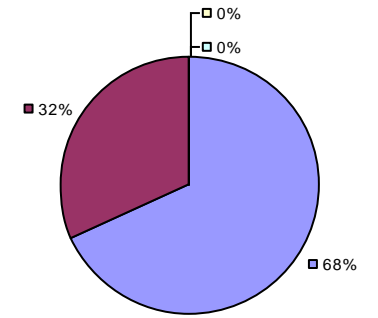
Local Measures



Other Measures



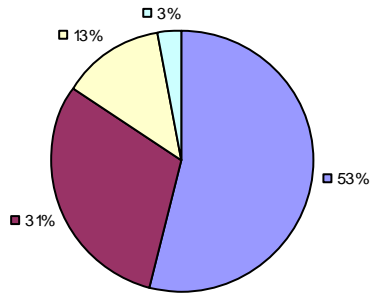
Overall Composite



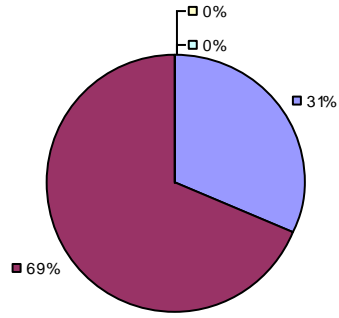
2013-14 PRINCIPAL EVALUATION RESULTS NOT SHOWN DUE TO SUPPRESSION\*

\* Data is suppressed if 100% of teachers/principals received the same rating or if the total teachers/principals in an LEA is less than five.

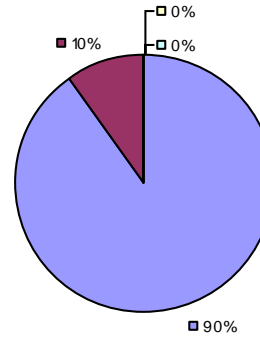
Student Growth



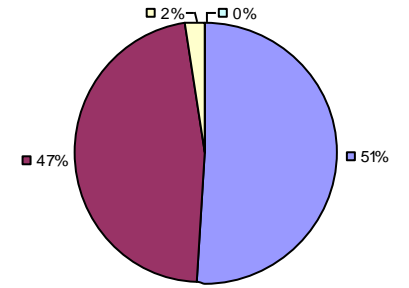
Local Measures



Other Measures



Overall Composite

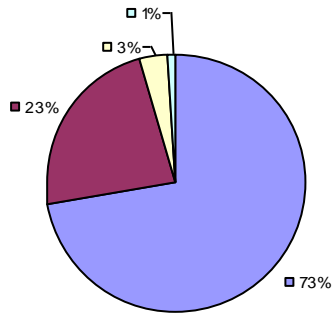


2013-14 PRINCIPAL EVALUATION RESULTS NOT SHOWN DUE TO SUPPRESSION\*

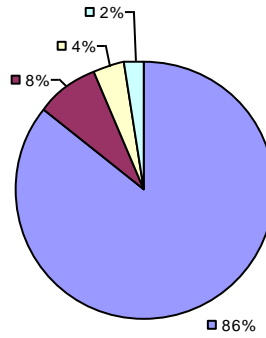
\* Data is suppressed if 100% of teachers/principals received the same rating or if the total teachers/principals in an LEA is less than five.

2013-14 TEACHER EVALUATION RESULTS

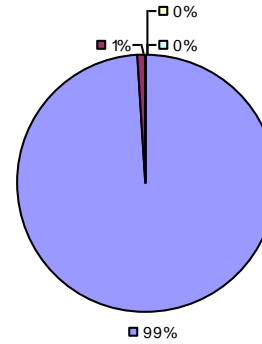
Student Growth



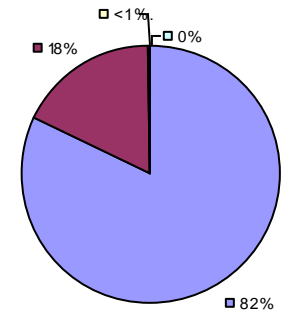
Local Measures



Other Measures

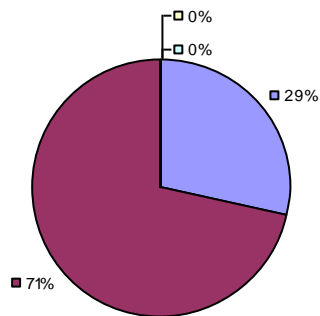


Overall Composite

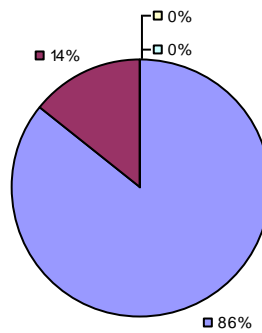


2013-14 PRINCIPAL EVALUATION RESULTS

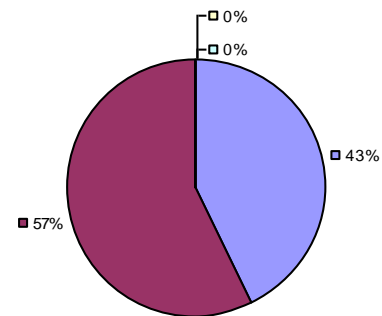
Student Growth



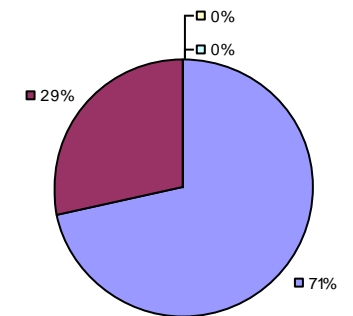
Local Measures



Other Measures

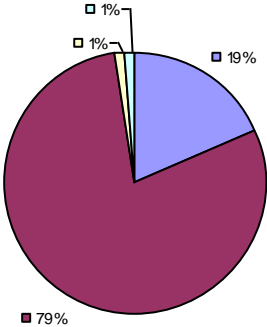


Overall Composite

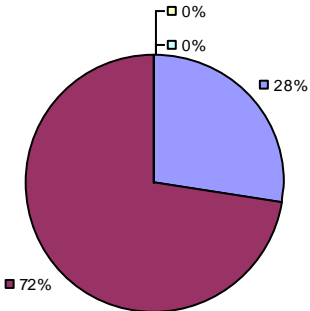


\* Data is suppressed if 100% of teachers/principals received the same rating or if the total teachers/principals in an LEA is less than five.

Student Growth

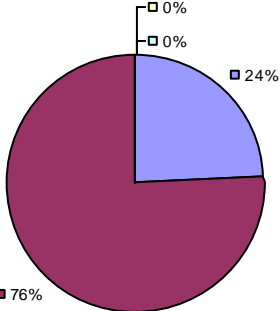


Local Measures



Other measures results not shown due to suppression\*

Overall Composite

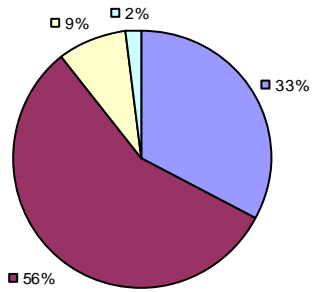


2013-14 PRINCIPAL EVALUATION RESULTS NOT SHOWN DUE TO SUPPRESSION\*

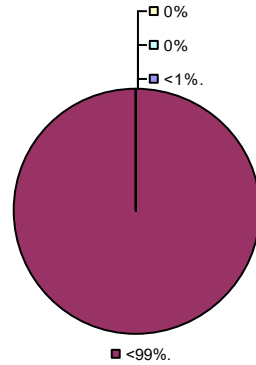
\* Data is suppressed if 100% of teachers/principals received the same rating or if the total teachers/principals in an LEA is less than five.

2013-14 TEACHER EVALUATION RESULTS

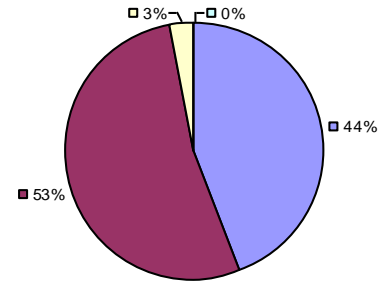
Student Growth



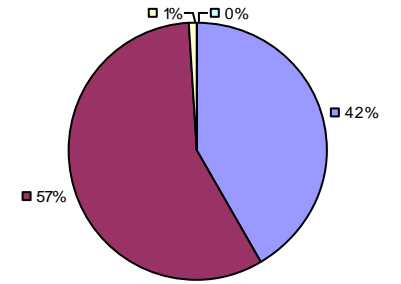
Local Measures



Other Measures

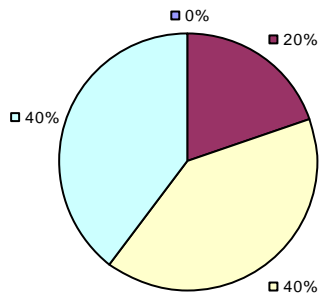


Overall Composite



2013-14 PRINCIPAL EVALUATION RESULTS

Student Growth



Local measures results not shown due to suppression\*

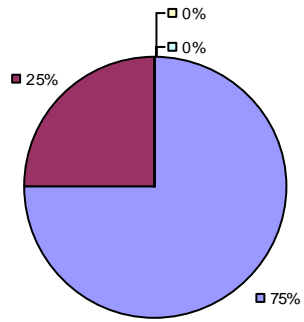
Other measures results not shown due to suppression\*

Overall composite not shown due to suppression\*

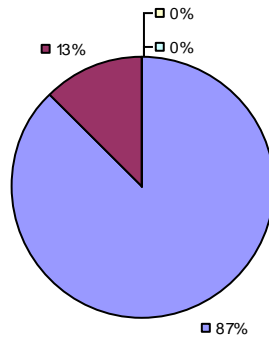
\* Data is suppressed if 100% of teachers/principals received the same rating or if the total teachers/principals in an LEA is less than five.

2013-14 TEACHER EVALUATION RESULTS

Student Growth

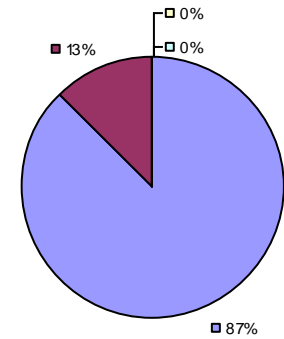


Local Measures



Other measures results not shown due to suppression\*

Overall Composite

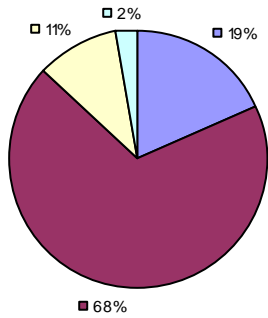


2013-14 PRINCIPAL EVALUATION RESULTS NOT SHOWN DUE TO SUPPRESSION\*

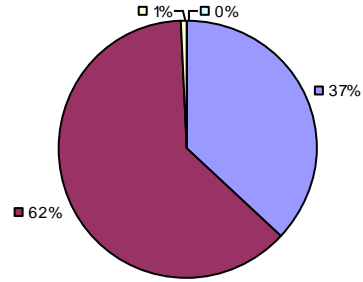
\* Data is suppressed if 100% of teachers/principals received the same rating or if the total teachers/principals in an LEA is less than five.

2013-14 TEACHER EVALUATION RESULTS

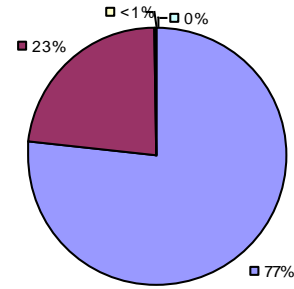
Student Growth



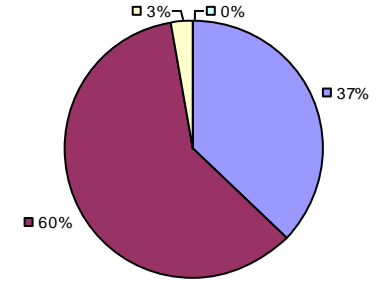
Local Measures



Other Measures

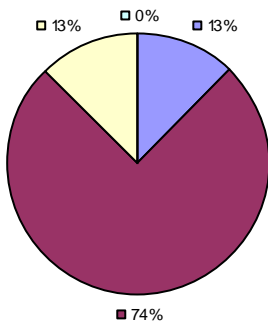


Overall Composite

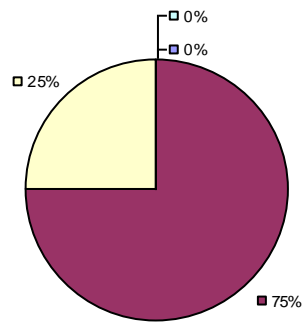


2013-14 PRINCIPAL EVALUATION RESULTS

Student Growth

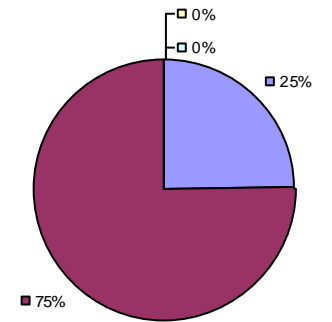


Local Measures



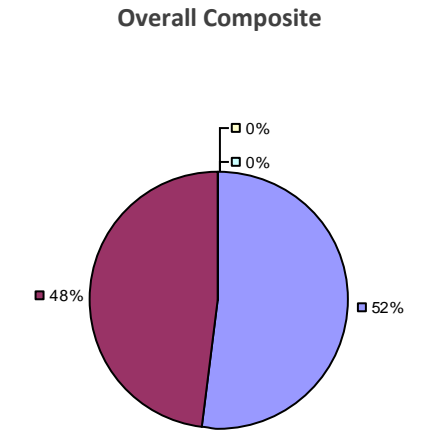
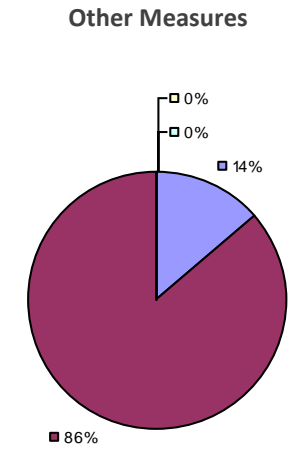
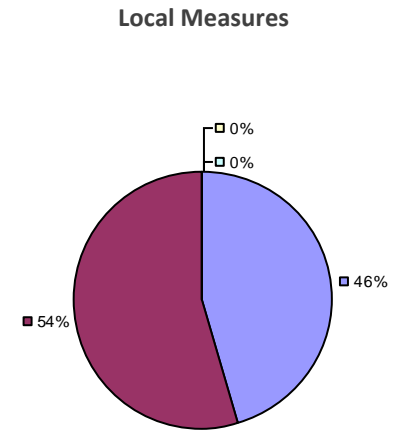
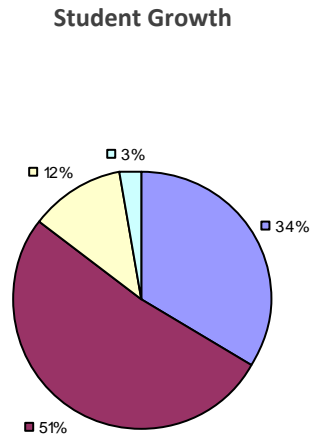
Other measures results not shown due to suppression\*

Overall Composite



\* Data is suppressed if 100% of teachers/principals received the same rating or if the total teachers/principals in an LEA is less than five.





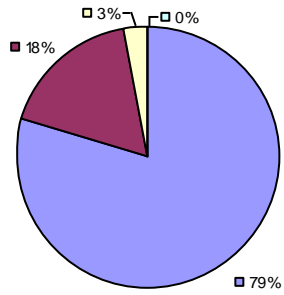
**2013-14 PRINCIPAL EVALUATION RESULTS NOT SHOWN DUE TO SUPPRESSION\***

\* Data is suppressed if 100% of teachers/principals received the same rating or if the total teachers/principals in an LEA is less than five.

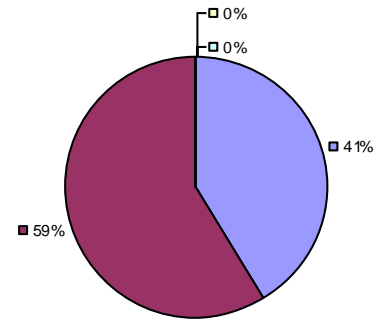
2013-14 TEACHER EVALUATION RESULTS

Student Growth

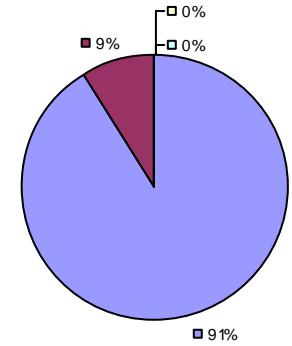
Local measures results not shown due to suppression\*



Other Measures



Overall Composite

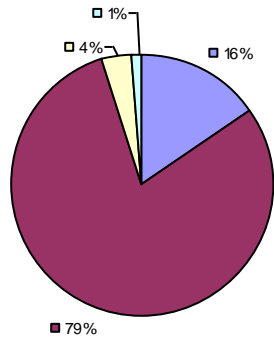


2013-14 PRINCIPAL EVALUATION RESULTS NOT SHOWN DUE TO SUPPRESSION\*

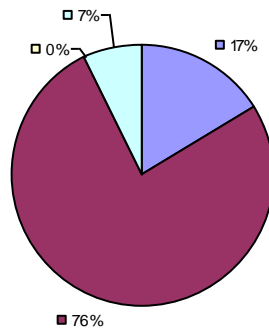
\* Data is suppressed if 100% of teachers/principals received the same rating or if the total teachers/principals in an LEA is less than five.

2013-14 TEACHER EVALUATION RESULTS

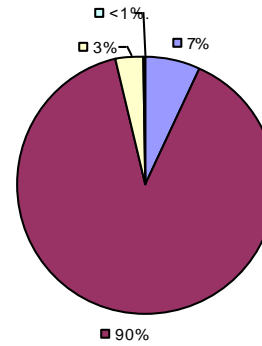
Student Growth



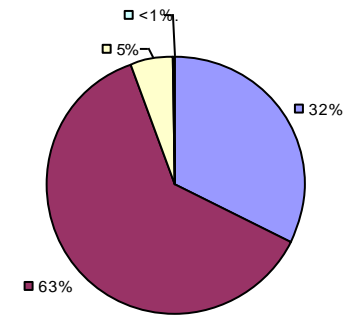
Local Measures



Other Measures

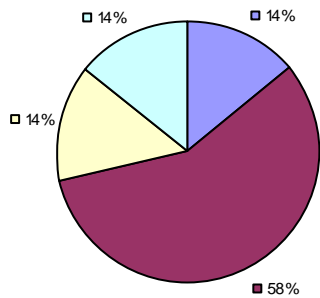


Overall Composite



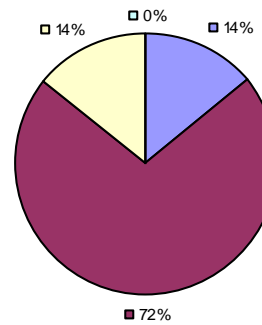
2013-14 PRINCIPAL EVALUATION RESULTS

Student Growth

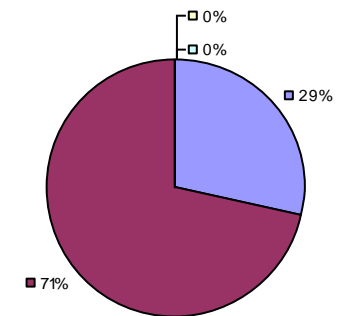


Local measures results not shown due to suppression\*

Other Measures



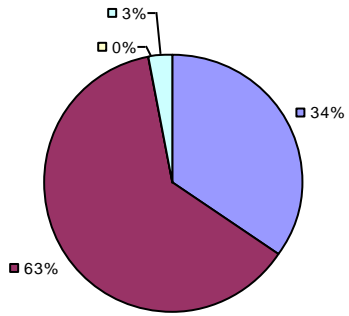
Overall Composite



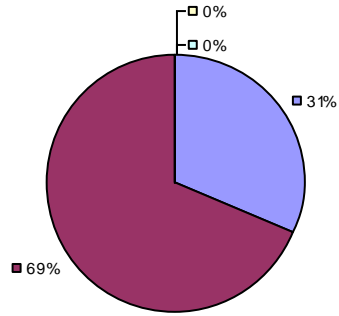
\* Data is suppressed if 100% of teachers/principals received the same rating or if the total teachers/principals in an LEA is less than five.

2013-14 TEACHER EVALUATION RESULTS

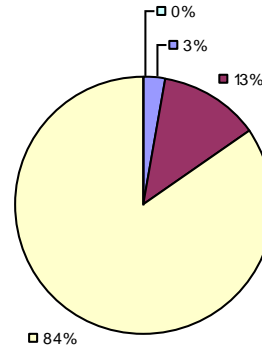
Student Growth



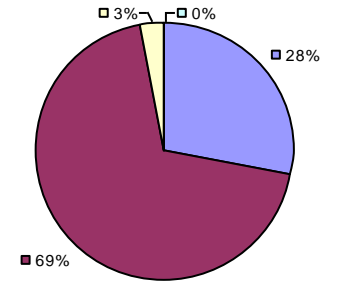
Local Measures



Other Measures



Overall Composite

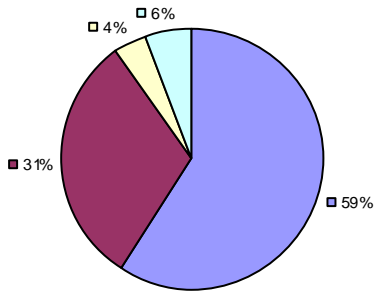


2013-14 PRINCIPAL EVALUATION RESULTS NOT SUBMITTED

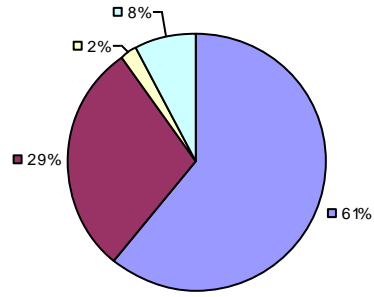
\* Data is suppressed if 100% of teachers/principals received the same rating or if the total teachers/principals in an LEA is less than five.

2013-14 TEACHER EVALUATION RESULTS

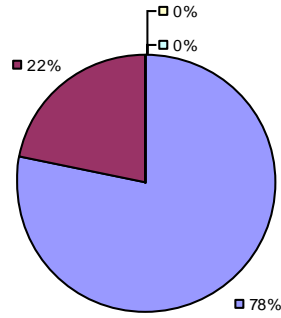
Student Growth



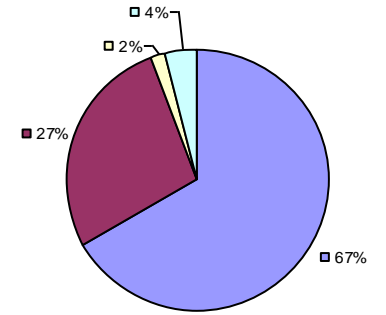
Local Measures



Other Measures



Overall Composite

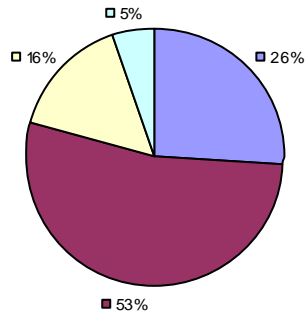


2013-14 PRINCIPAL EVALUATION RESULTS NOT SHOWN DUE TO SUPPRESSION\*

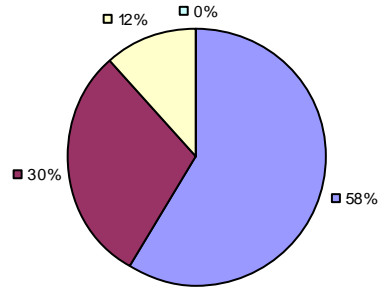
\* Data is suppressed if 100% of teachers/principals received the same rating or if the total teachers/principals in an LEA is less than five.

2013-14 TEACHER EVALUATION RESULTS

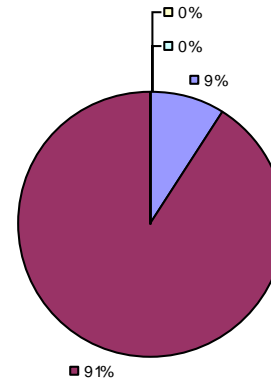
Student Growth



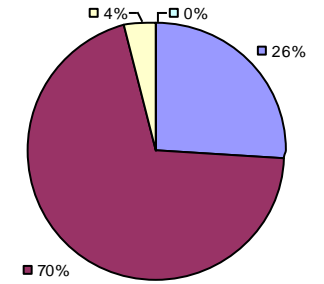
Local Measures



Other Measures



Overall Composite

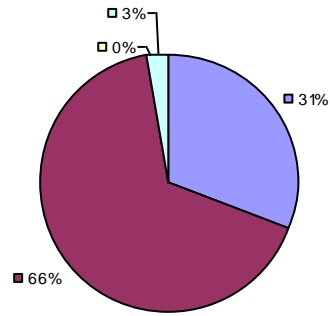


2013-14 PRINCIPAL EVALUATION RESULTS NOT SHOWN DUE TO SUPPRESSION\*

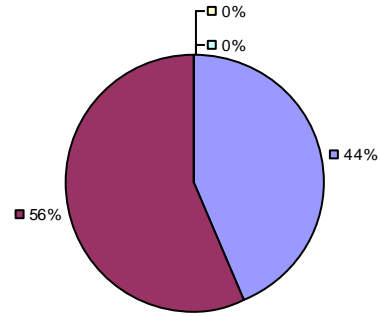
\* Data is suppressed if 100% of teachers/principals received the same rating or if the total teachers/principals in an LEA is less than five.

2013-14 TEACHER EVALUATION RESULTS

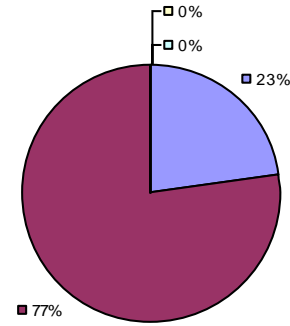
Student Growth



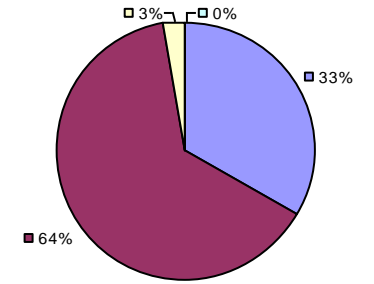
Local Measures



Other Measures



Overall Composite

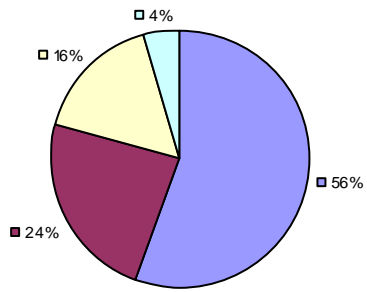


2013-14 PRINCIPAL EVALUATION RESULTS NOT SHOWN DUE TO SUPPRESSION\*

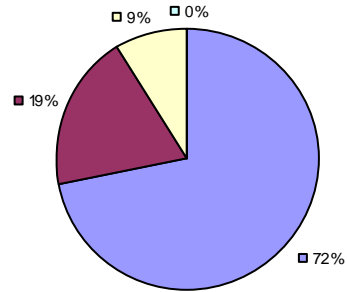
\* Data is suppressed if 100% of teachers/principals received the same rating or if the total teachers/principals in an LEA is less than five.

2013-14 TEACHER EVALUATION RESULTS

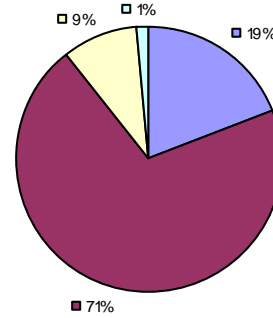
Student Growth



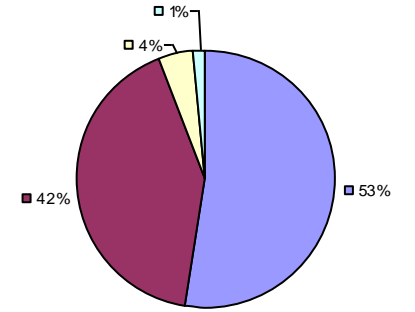
Local Measures



Other Measures



Overall Composite

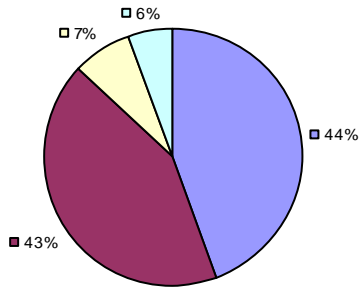


2013-14 PRINCIPAL EVALUATION RESULTS NOT SUBMITTED

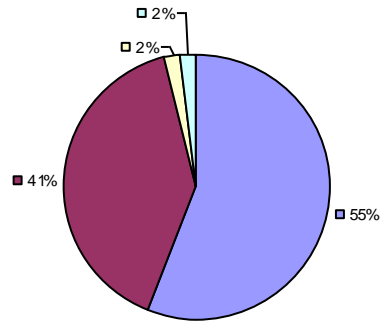
\* Data is suppressed if 100% of teachers/principals received the same rating or if the total teachers/principals in an LEA is less than five.



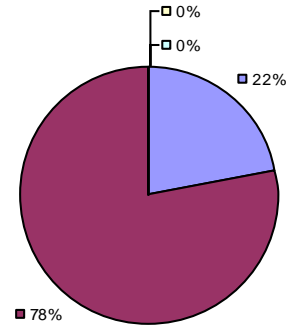
Student Growth



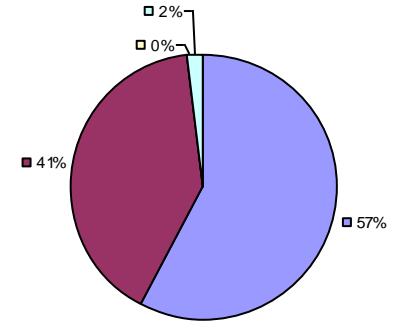
Local Measures



Other Measures



Overall Composite

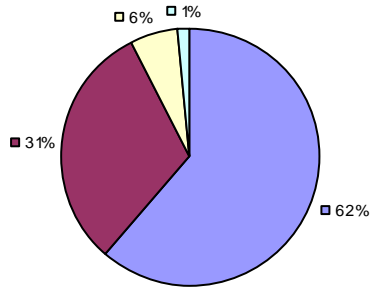


2013-14 PRINCIPAL EVALUATION RESULTS NOT SHOWN DUE TO SUPPRESSION\*

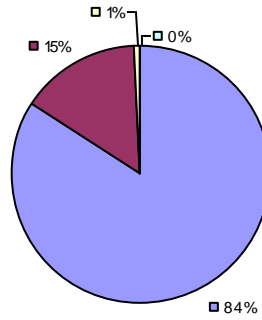
\* Data is suppressed if 100% of teachers/principals received the same rating or if the total teachers/principals in an LEA is less than five.

2013-14 TEACHER EVALUATION RESULTS

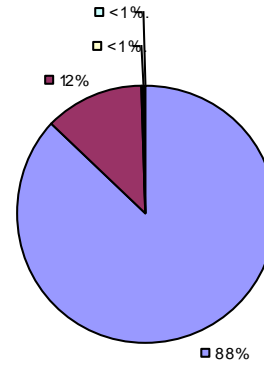
Student Growth



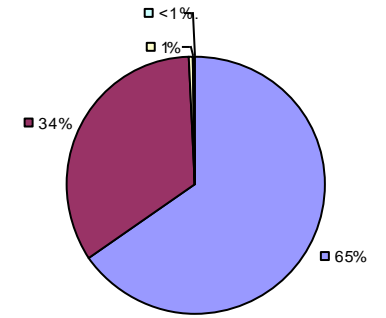
Local Measures



Other Measures



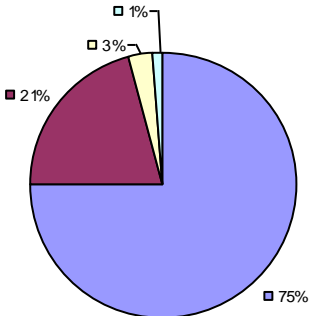
Overall Composite



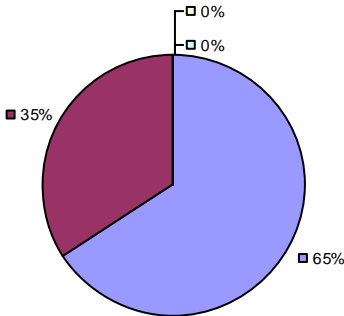
2013-14 PRINCIPAL EVALUATION RESULTS NOT SHOWN DUE TO SUPPRESSION\*

\* Data is suppressed if 100% of teachers/principals received the same rating or if the total teachers/principals in an LEA is less than five.

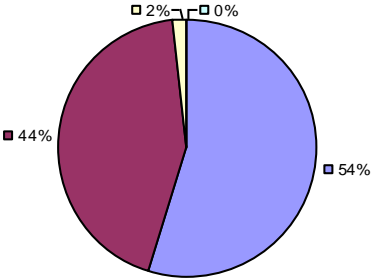
Student Growth



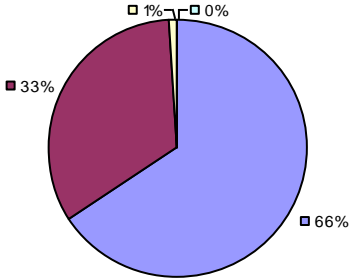
Local Measures



Other Measures



Overall Composite

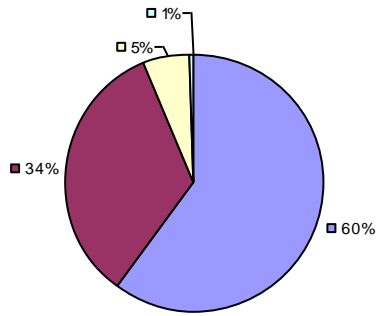


2013-14 PRINCIPAL EVALUATION RESULTS NOT SHOWN DUE TO SUPPRESSION\*

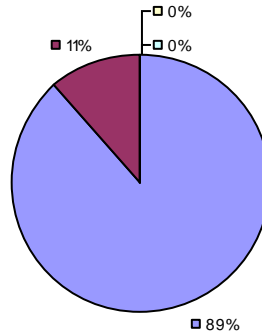
\* Data is suppressed if 100% of teachers/principals received the same rating or if the total teachers/principals in an LEA is less than five.

2013-14 TEACHER EVALUATION RESULTS

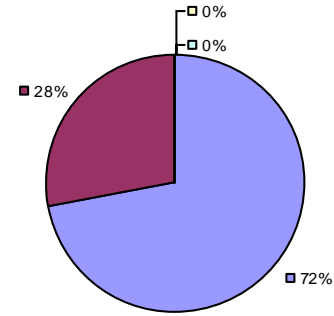
Student Growth



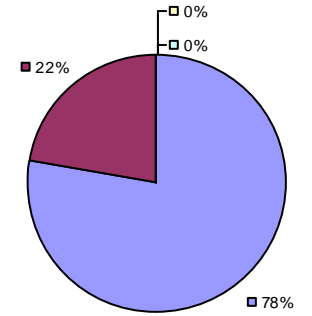
Local Measures



Other Measures

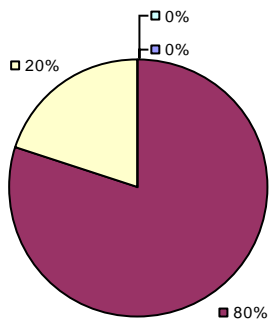


Overall Composite



2013-14 PRINCIPAL EVALUATION RESULTS

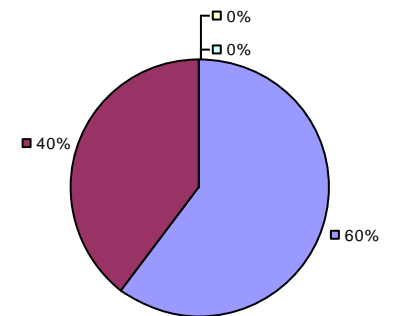
Student Growth



Local measures results not shown due to suppression\*

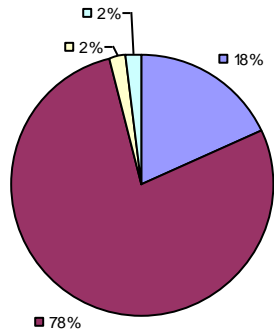
Other measures results not shown due to suppression\*

Overall Composite

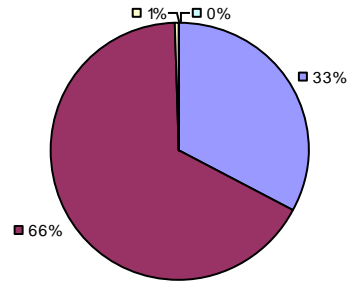


\* Data is suppressed if 100% of teachers/principals received the same rating or if the total teachers/principals in an LEA is less than five.

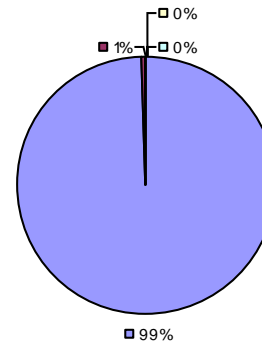
Student Growth



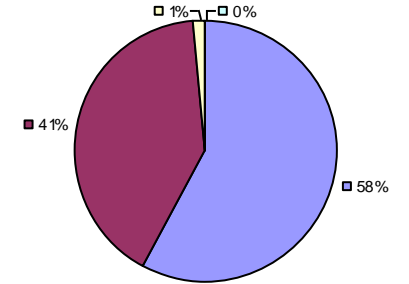
Local Measures



Other Measures



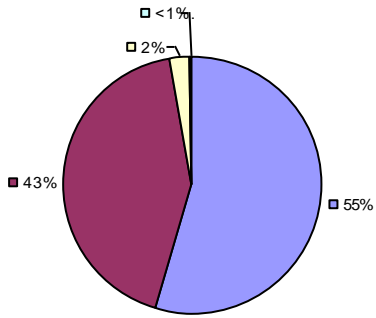
Overall Composite



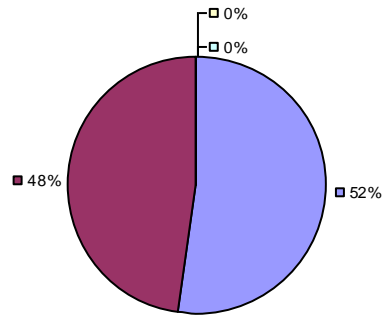
2013-14 PRINCIPAL EVALUATION RESULTS NOT SHOWN DUE TO SUPPRESSION\*

\* Data is suppressed if 100% of teachers/principals received the same rating or if the total teachers/principals in an LEA is less than five.

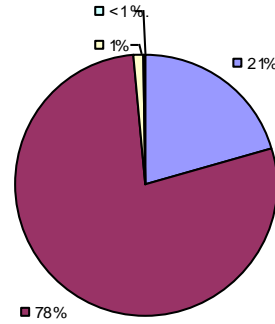
Student Growth



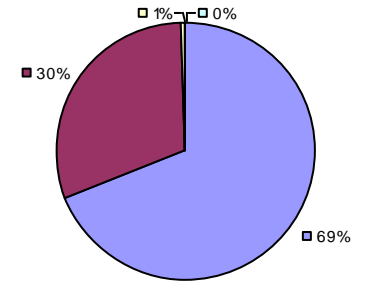
Local Measures



Other Measures

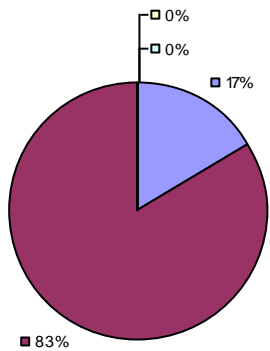


Overall Composite

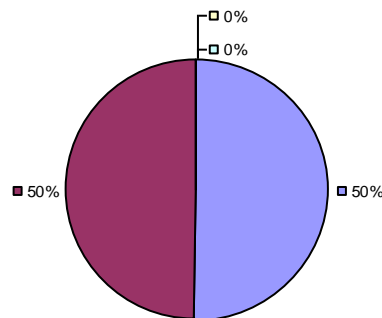


2013-14 PRINCIPAL EVALUATION RESULTS

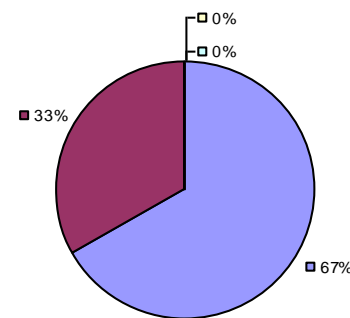
Student Growth



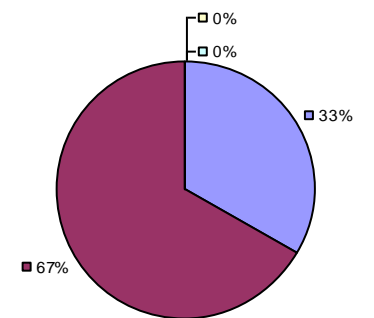
Local Measures



Other Measures



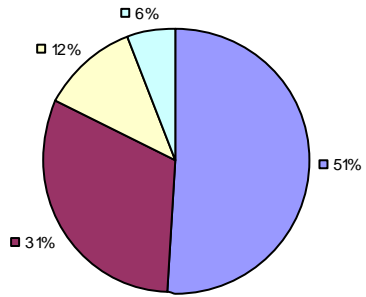
Overall Composite



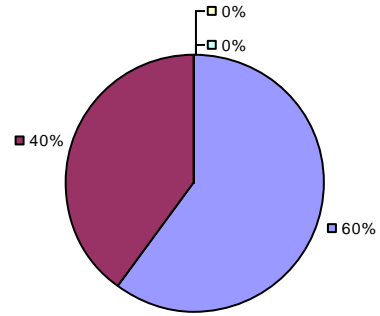
\* Data is suppressed if 100% of teachers/principals received the same rating or if the total teachers/principals in an LEA is less than five.

2013-14 TEACHER EVALUATION RESULTS

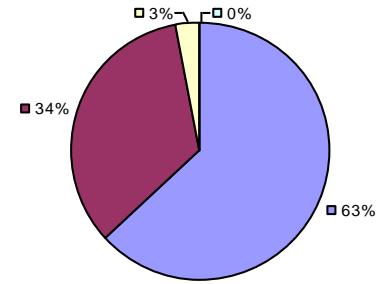
Student Growth



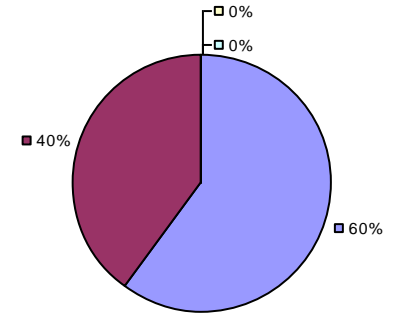
Local Measures



Other Measures



Overall Composite

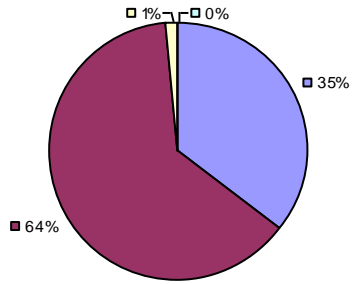


2013-14 PRINCIPAL EVALUATION RESULTS NOT SHOWN DUE TO SUPPRESSION\*

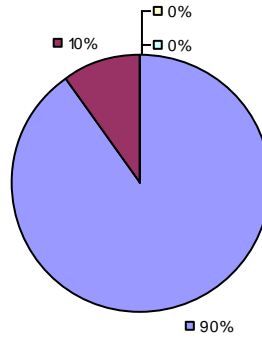
\* Data is suppressed if 100% of teachers/principals received the same rating or if the total teachers/principals in an LEA is less than five.

2013-14 TEACHER EVALUATION RESULTS

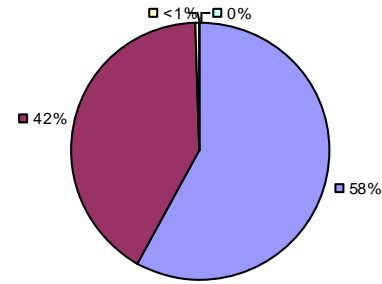
Student Growth



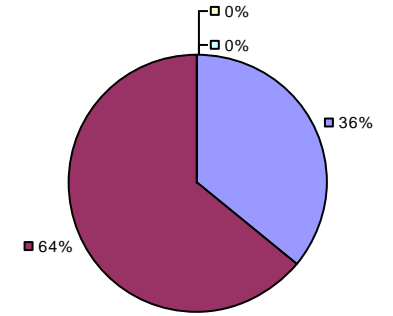
Local Measures



Other Measures



Overall Composite

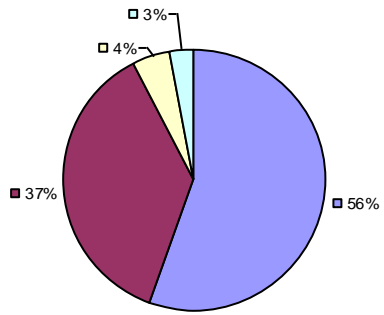


2013-14 PRINCIPAL EVALUATION RESULTS NOT SHOWN DUE TO SUPPRESSION\*

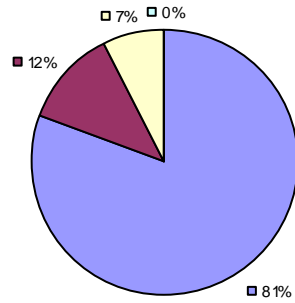
\* Data is suppressed if 100% of teachers/principals received the same rating or if the total teachers/principals in an LEA is less than five.



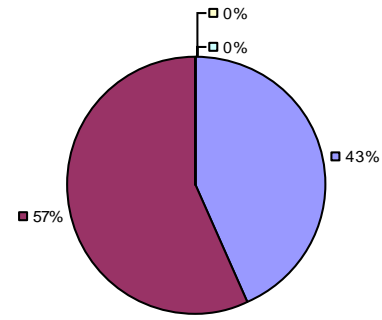
Student Growth



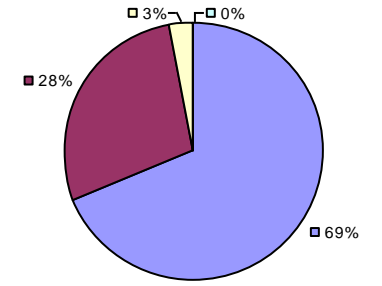
Local Measures



Other Measures



Overall Composite

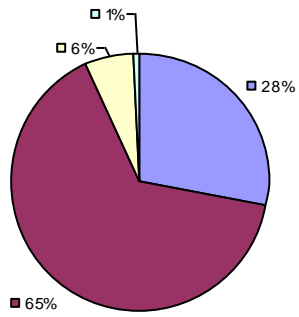


2013-14 PRINCIPAL EVALUATION RESULTS NOT SHOWN DUE TO SUPPRESSION\*

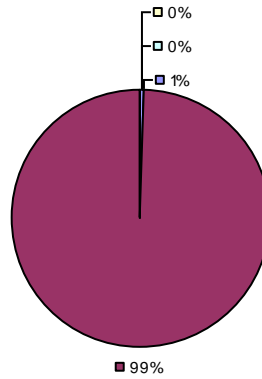
\* Data is suppressed if 100% of teachers/principals received the same rating or if the total teachers/principals in an LEA is less than five.

2013-14 TEACHER EVALUATION RESULTS

Student Growth

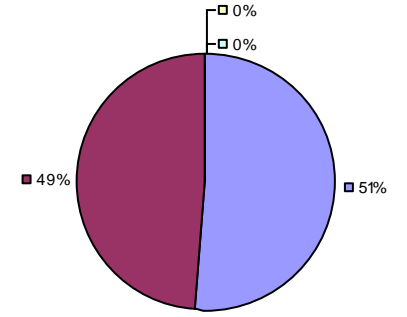


Local Measures



Other measures results not shown due to suppression\*

Overall Composite

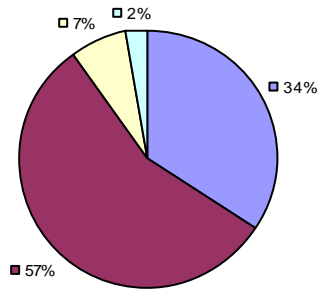


2013-14 PRINCIPAL EVALUATION RESULTS NOT SHOWN DUE TO SUPPRESSION\*

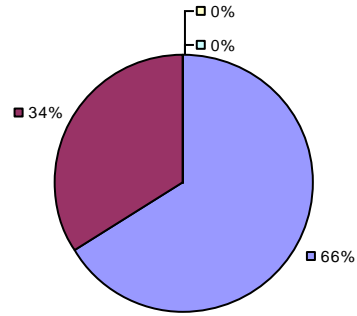
\* Data is suppressed if 100% of teachers/principals received the same rating or if the total teachers/principals in an LEA is less than five.

2013-14 TEACHER EVALUATION RESULTS

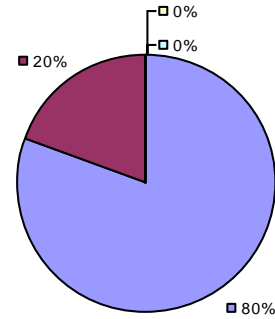
Student Growth



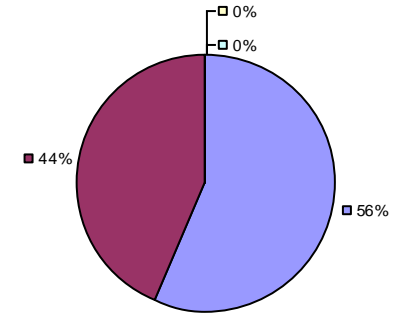
Local Measures



Other Measures



Overall Composite



2013-14 PRINCIPAL EVALUATION RESULTS NOT SHOWN DUE TO SUPPRESSION\*

\* Data is suppressed if 100% of teachers/principals received the same rating or if the total teachers/principals in an LEA is less than five.

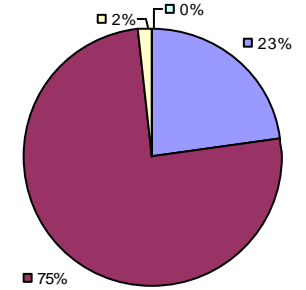
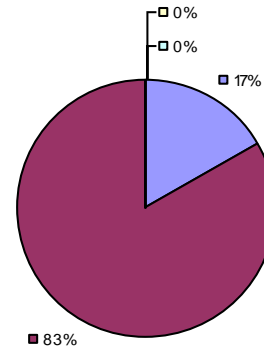
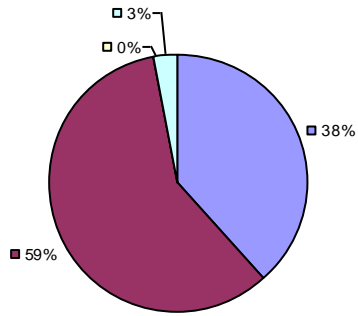
2013-14 TEACHER EVALUATION RESULTS

Student Growth

Local measures results not shown due to suppression\*

Other Measures

Overall Composite

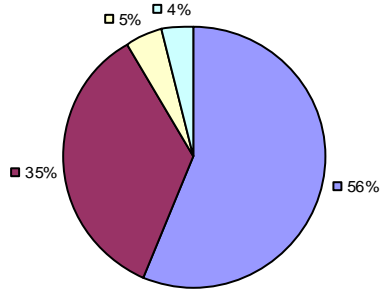


2013-14 PRINCIPAL EVALUATION RESULTS NOT SHOWN DUE TO SUPPRESSION\*

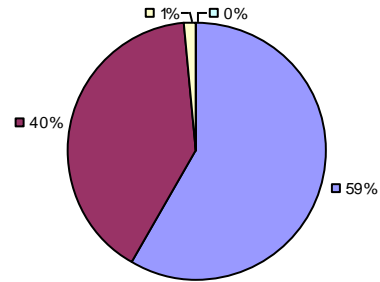
\* Data is suppressed if 100% of teachers/principals received the same rating or if the total teachers/principals in an LEA is less than five.

2013-14 TEACHER EVALUATION RESULTS

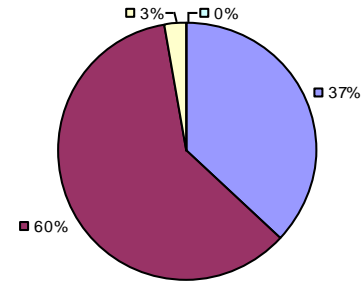
Student Growth



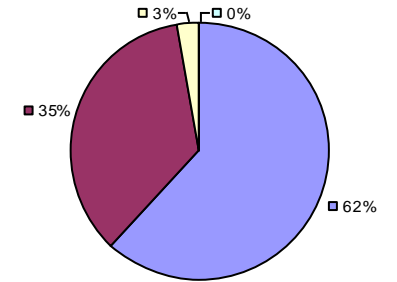
Local Measures



Other Measures



Overall Composite

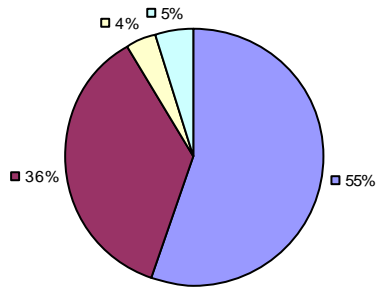


2013-14 PRINCIPAL EVALUATION RESULTS NOT SHOWN DUE TO SUPPRESSION\*

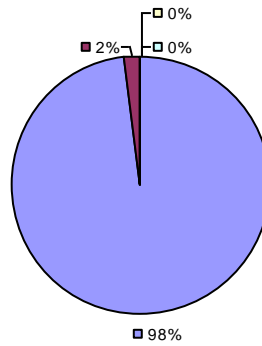
\* Data is suppressed if 100% of teachers/principals received the same rating or if the total teachers/principals in an LEA is less than five.

2013-14 TEACHER EVALUATION RESULTS

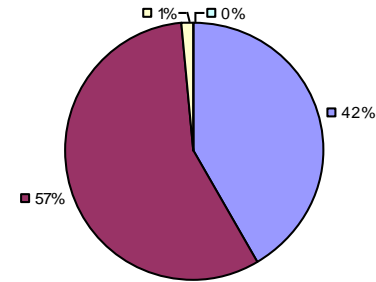
Student Growth



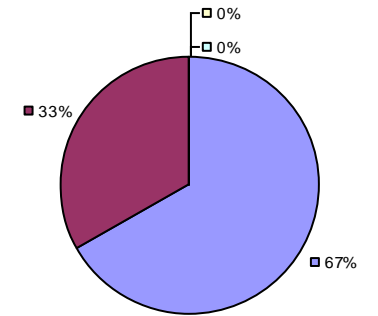
Local Measures



Other Measures

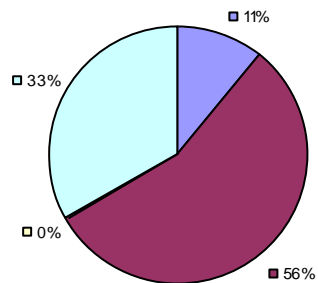


Overall Composite



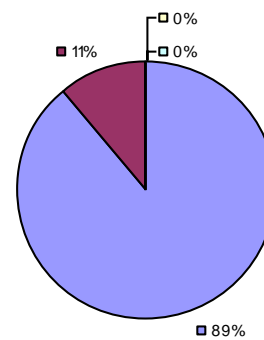
2013-14 PRINCIPAL EVALUATION RESULTS

Student Growth

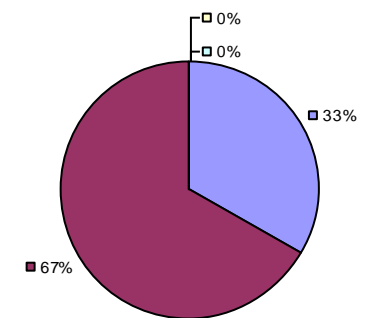


Local measures results not shown due to suppression\*

Other Measures

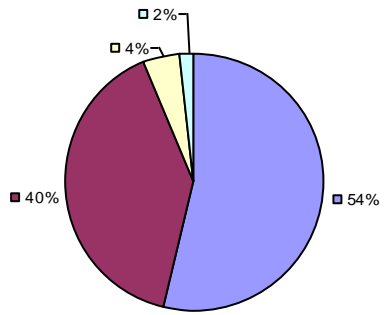


Overall Composite

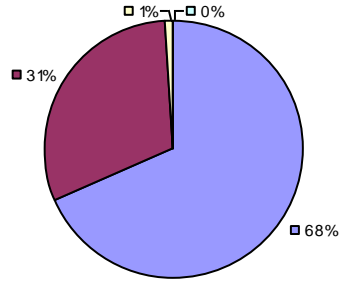


\* Data is suppressed if 100% of teachers/principals received the same rating or if the total teachers/principals in an LEA is less than five.

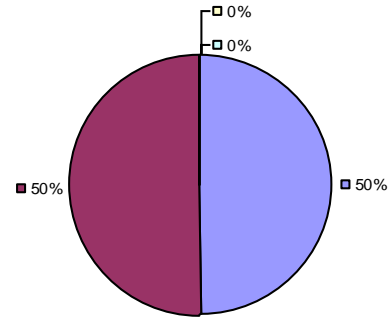
Student Growth



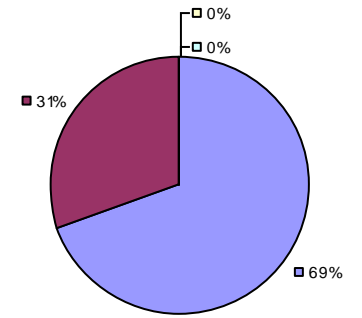
Local Measures



Other Measures

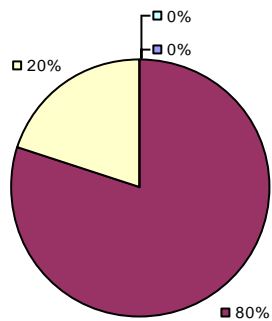


Overall Composite



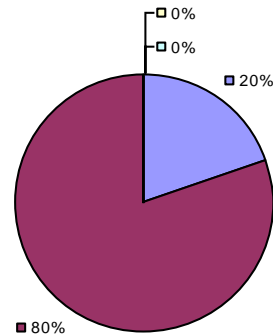
2013-14 PRINCIPAL EVALUATION RESULTS

Student Growth



Local measures results not shown due to suppression\*

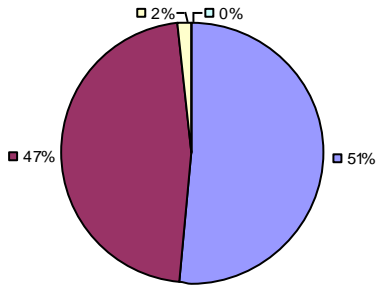
Other Measures



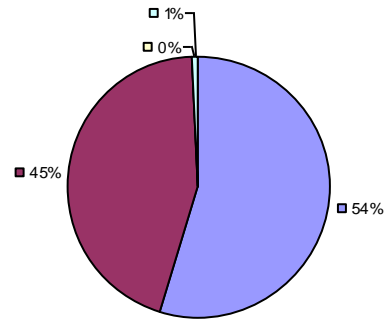
Overall composite not shown due to suppression\*

\* Data is suppressed if 100% of teachers/principals received the same rating or if the total teachers/principals in an LEA is less than five.

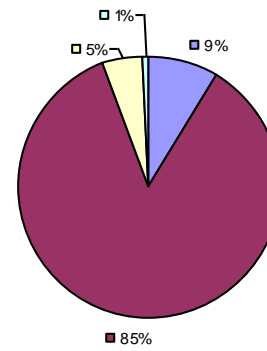
**Student Growth**



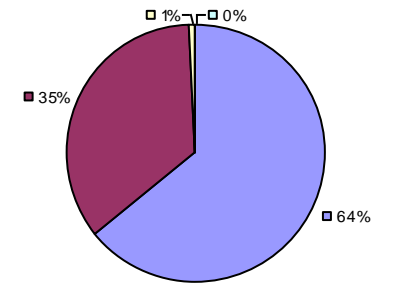
**Local Measures**



**Other Measures**



**Overall Composite**



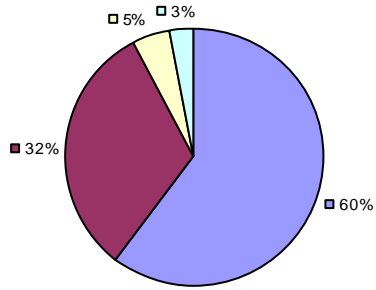
**2013-14 PRINCIPAL EVALUATION RESULTS NOT SHOWN DUE TO SUPPRESSION\***

\* Data is suppressed if 100% of teachers/principals received the same rating or if the total teachers/principals in an LEA is less than five.

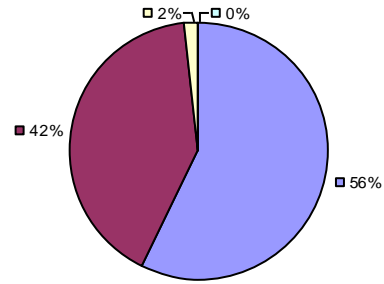


2013-14 TEACHER EVALUATION RESULTS

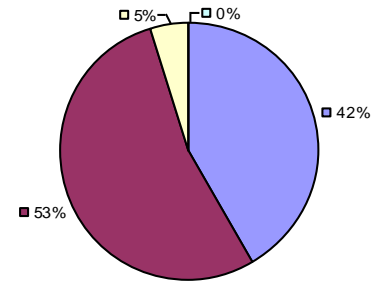
Student Growth



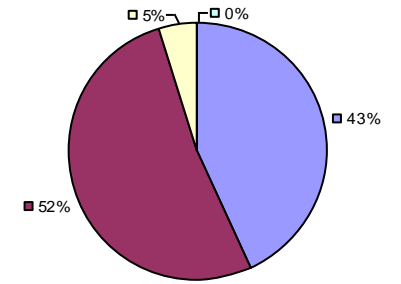
Local Measures



Other Measures



Overall Composite



2013-14 PRINCIPAL EVALUATION RESULTS NOT SUBMITTED

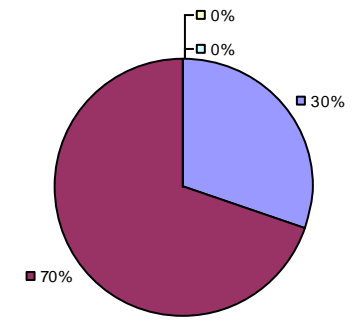
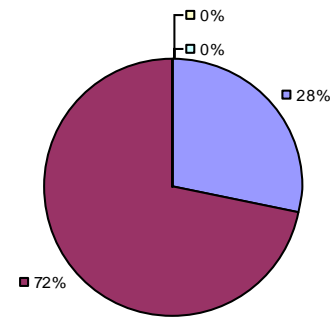
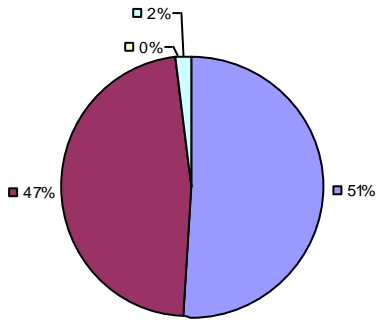
\* Data is suppressed if 100% of teachers/principals received the same rating or if the total teachers/principals in an LEA is less than five.

Student Growth

Local measures results not shown due to suppression\*

Other Measures

Overall Composite

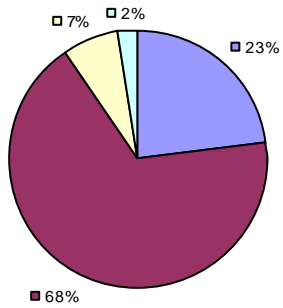


2013-14 PRINCIPAL EVALUATION RESULTS NOT SHOWN DUE TO SUPPRESSION\*

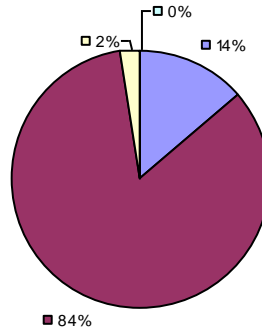
\* Data is suppressed if 100% of teachers/principals received the same rating or if the total teachers/principals in an LEA is less than five.

2013-14 TEACHER EVALUATION RESULTS

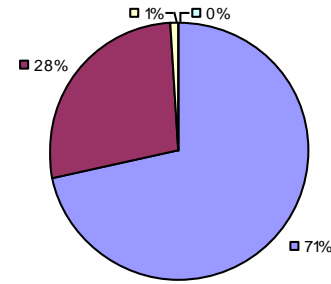
Student Growth



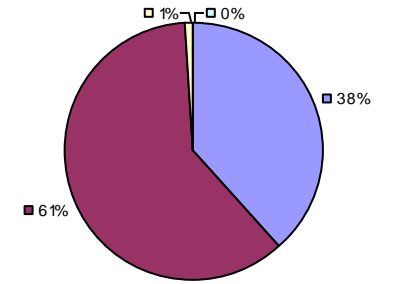
Local Measures



Other Measures



Overall Composite

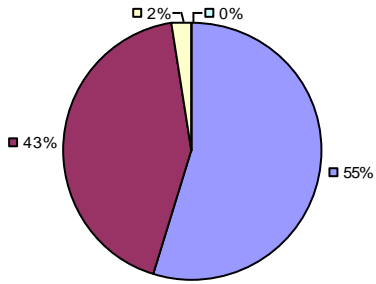


2013-14 PRINCIPAL EVALUATION RESULTS NOT SHOWN DUE TO SUPPRESSION\*

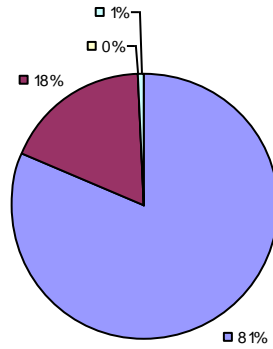
\* Data is suppressed if 100% of teachers/principals received the same rating or if the total teachers/principals in an LEA is less than five.

2013-14 TEACHER EVALUATION RESULTS

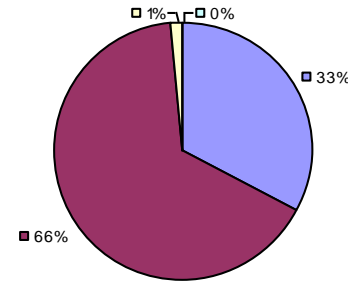
Student Growth



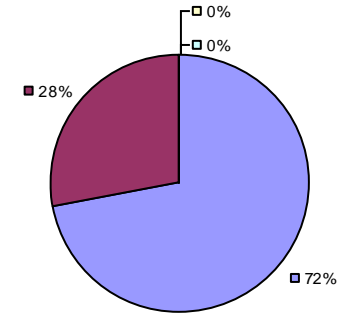
Local Measures



Other Measures



Overall Composite

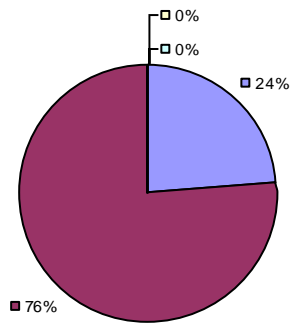


2013-14 PRINCIPAL EVALUATION RESULTS NOT SHOWN DUE TO SUPPRESSION\*

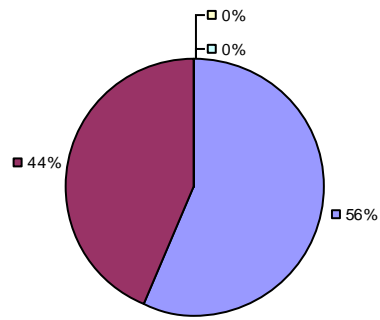
\* Data is suppressed if 100% of teachers/principals received the same rating or if the total teachers/principals in an LEA is less than five.

2013-14 TEACHER EVALUATION RESULTS

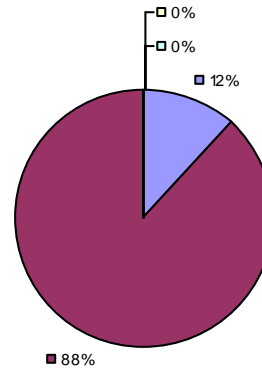
Student Growth



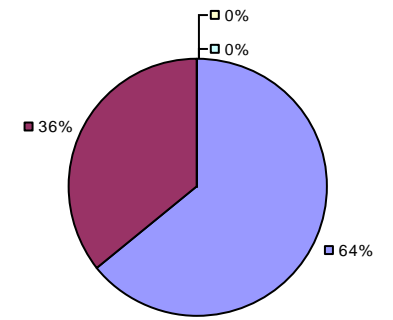
Local Measures



Other Measures



Overall Composite

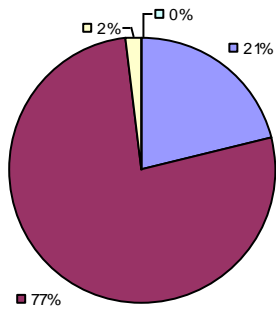


2013-14 PRINCIPAL EVALUATION RESULTS NOT SHOWN DUE TO SUPPRESSION\*

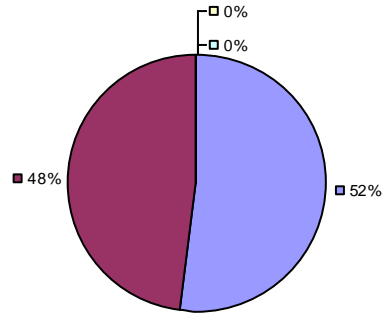
\* Data is suppressed if 100% of teachers/principals received the same rating or if the total teachers/principals in an LEA is less than five.

2013-14 TEACHER EVALUATION RESULTS

Student Growth

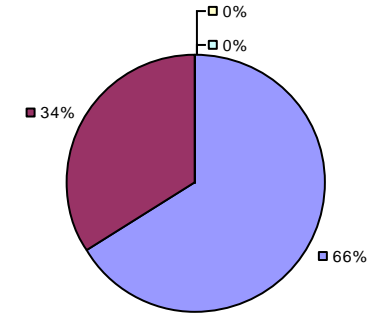


Local Measures



Other measures results not shown due to suppression\*

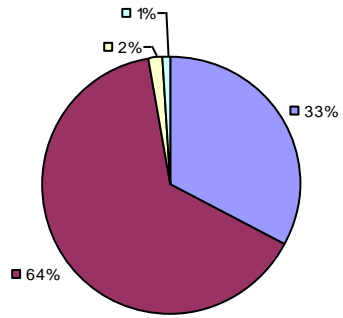
Overall Composite



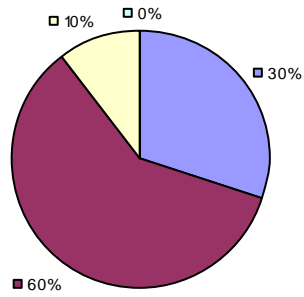
2013-14 PRINCIPAL EVALUATION RESULTS NOT SHOWN DUE TO SUPPRESSION\*

\* Data is suppressed if 100% of teachers/principals received the same rating or if the total teachers/principals in an LEA is less than five.

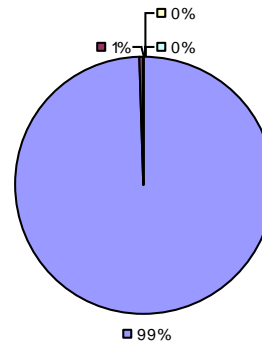
Student Growth



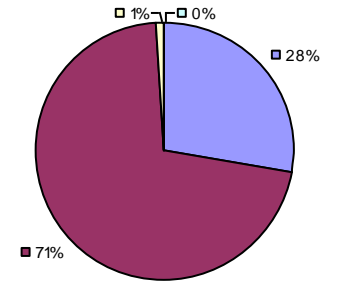
Local Measures



Other Measures



Overall Composite



2013-14 PRINCIPAL EVALUATION RESULTS NOT SHOWN DUE TO SUPPRESSION\*

\* Data is suppressed if 100% of teachers/principals received the same rating or if the total teachers/principals in an LEA is less than five.

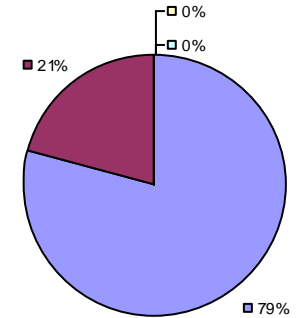
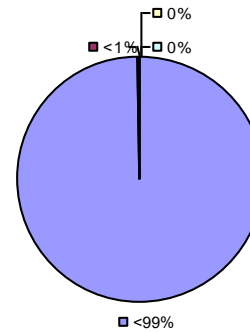
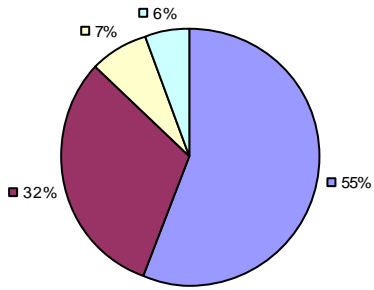
2013-14 TEACHER EVALUATION RESULTS

Student Growth

Local measures results not shown due to suppression\*

Other Measures

Overall Composite



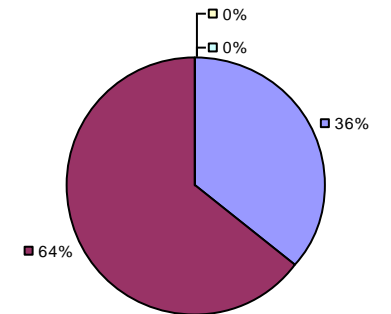
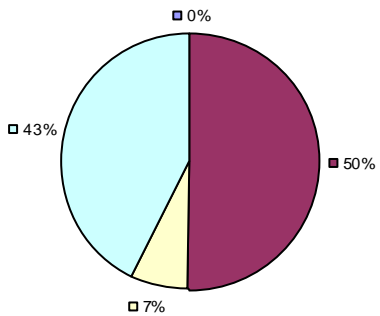
2013-14 PRINCIPAL EVALUATION RESULTS

Student Growth

Local measures results not shown due to suppression\*

Other measures results not shown due to suppression\*

Overall Composite

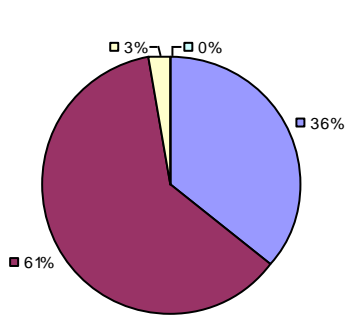


\* Data is suppressed if 100% of teachers/principals received the same rating or if the total teachers/principals in an LEA is less than five.

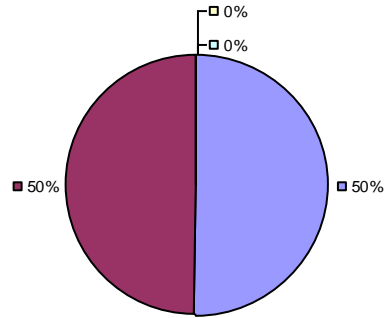


2013-14 TEACHER EVALUATION RESULTS

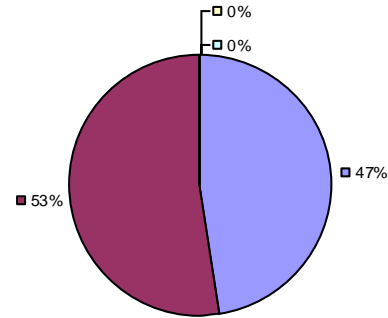
Student Growth



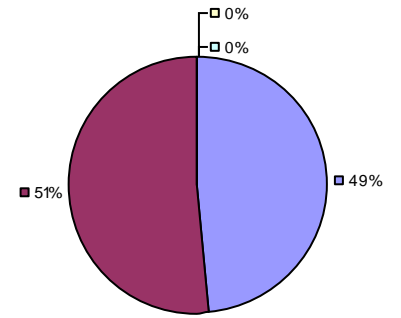
Local Measures



Other Measures



Overall Composite

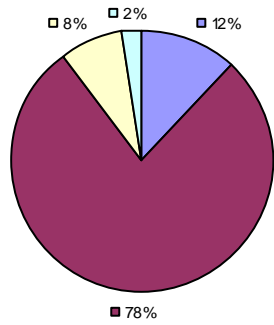


2013-14 PRINCIPAL EVALUATION RESULTS NOT SHOWN DUE TO SUPPRESSION\*

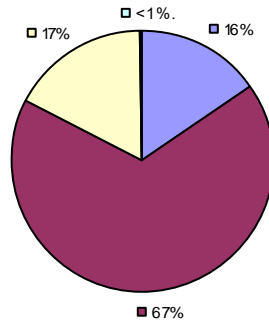
\* Data is suppressed if 100% of teachers/principals received the same rating or if the total teachers/principals in an LEA is less than five.

2013-14 TEACHER EVALUATION RESULTS

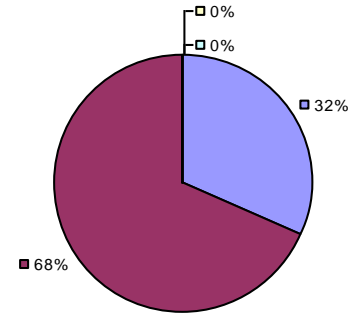
Student Growth



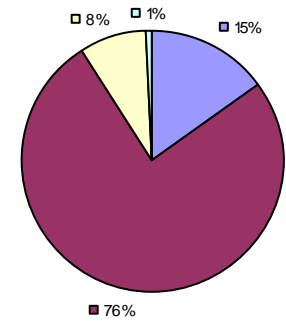
Local Measures



Other Measures



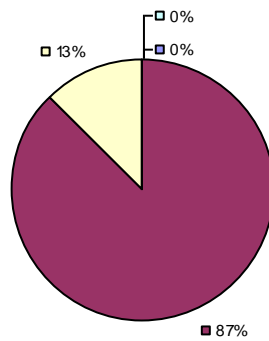
Overall Composite



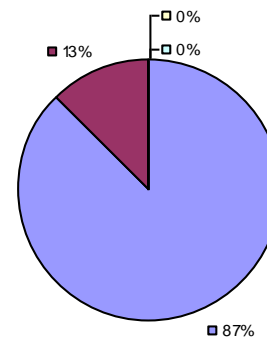
2013-14 PRINCIPAL EVALUATION RESULTS

Student growth results not shown due to suppression\*

Local Measures



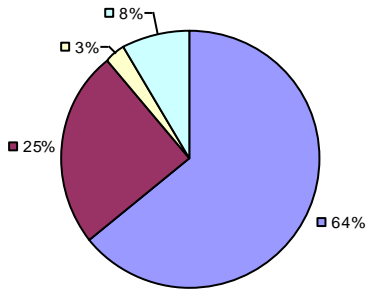
Other Measures



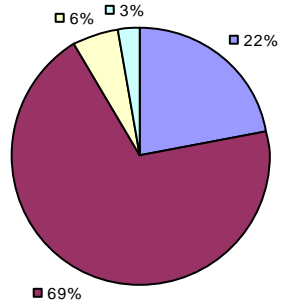
Overall composite not shown due to suppression\*

\* Data is suppressed if 100% of teachers/principals received the same rating or if the total teachers/principals in an LEA is less than five.

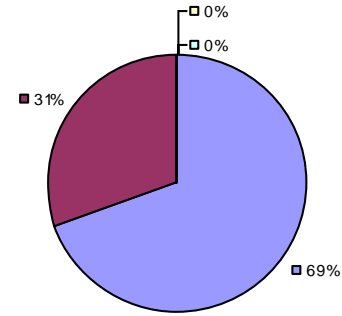
Student Growth



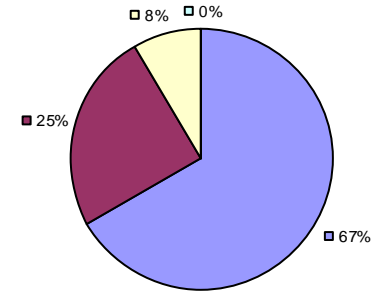
Local Measures



Other Measures



Overall Composite

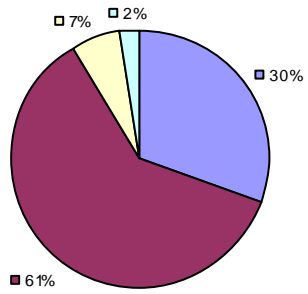


2013-14 PRINCIPAL EVALUATION RESULTS NOT SHOWN DUE TO SUPPRESSION\*

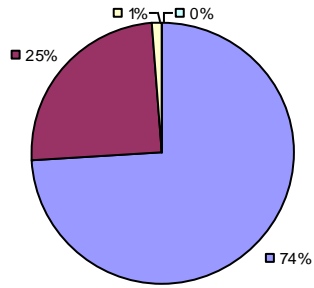
\* Data is suppressed if 100% of teachers/principals received the same rating or if the total teachers/principals in an LEA is less than five.

2013-14 TEACHER EVALUATION RESULTS

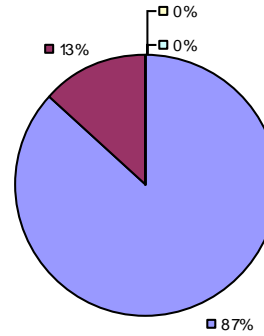
Student Growth



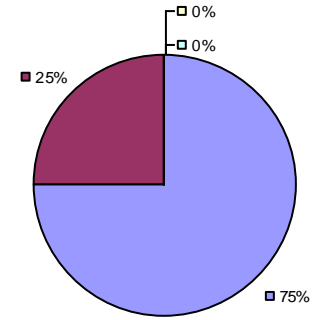
Local Measures



Other Measures



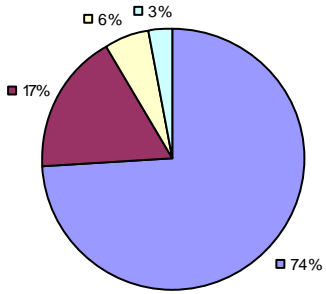
Overall Composite



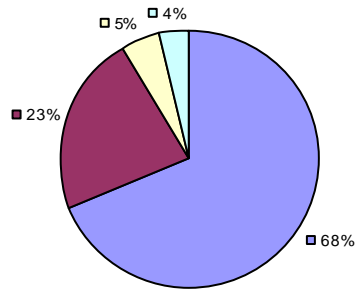
2013-14 PRINCIPAL EVALUATION RESULTS NOT SHOWN DUE TO SUPPRESSION\*

\* Data is suppressed if 100% of teachers/principals received the same rating or if the total teachers/principals in an LEA is less than five.

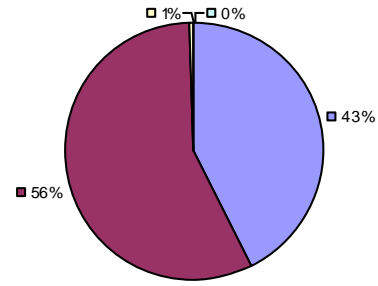
Student Growth



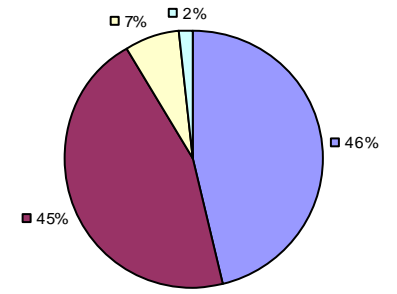
Local Measures



Other Measures



Overall Composite

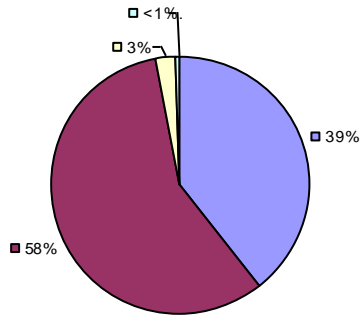


2013-14 PRINCIPAL EVALUATION RESULTS NOT SHOWN DUE TO SUPPRESSION\*

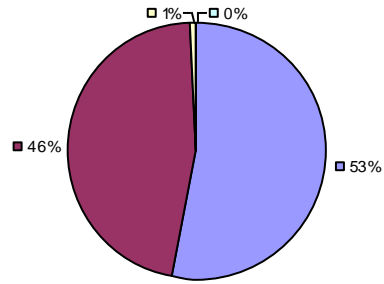
\* Data is suppressed if 100% of teachers/principals received the same rating or if the total teachers/principals in an LEA is less than five.

2013-14 TEACHER EVALUATION RESULTS

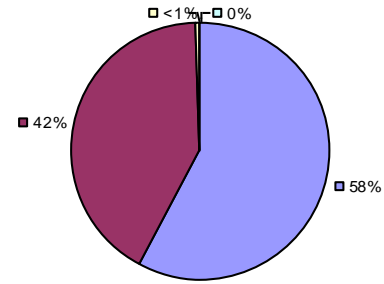
Student Growth



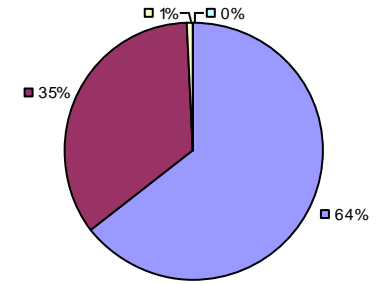
Local Measures



Other Measures



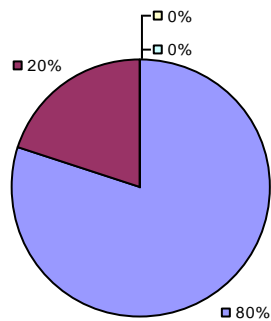
Overall Composite



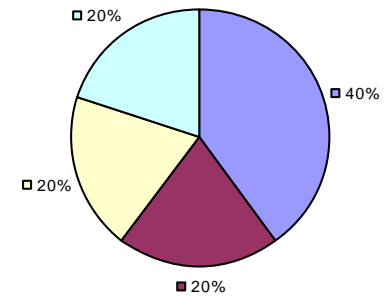
2013-14 PRINCIPAL EVALUATION RESULTS

Student growth results not shown due to suppression\*

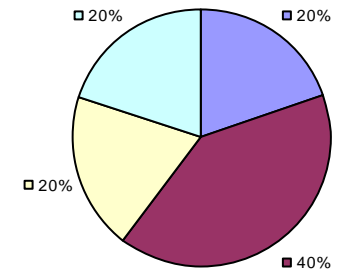
Local Measures



Other Measures

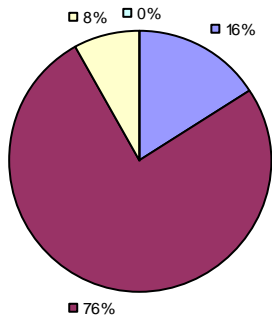


Overall Composite

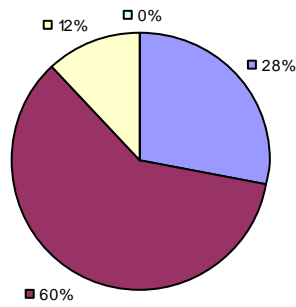


\* Data is suppressed if 100% of teachers/principals received the same rating or if the total teachers/principals in an LEA is less than five.

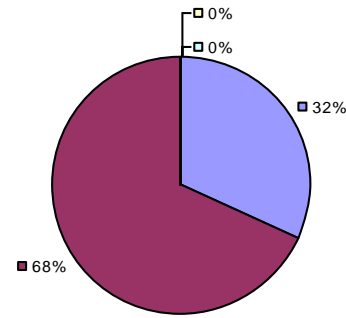
Student Growth



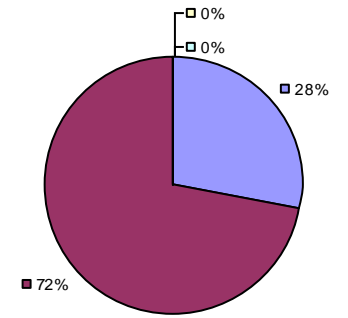
Local Measures



Other Measures



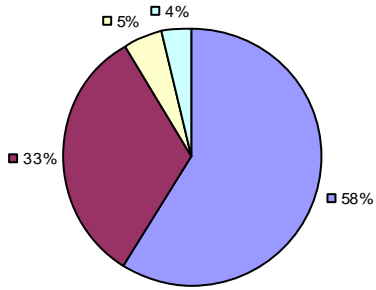
Overall Composite



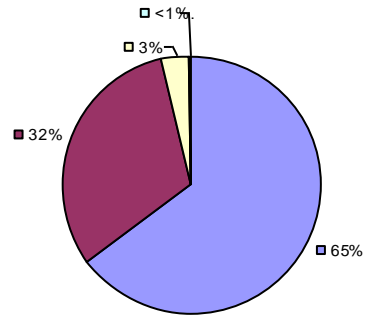
2013-14 PRINCIPAL EVALUATION RESULTS NOT SHOWN DUE TO SUPPRESSION\*

\* Data is suppressed if 100% of teachers/principals received the same rating or if the total teachers/principals in an LEA is less than five.

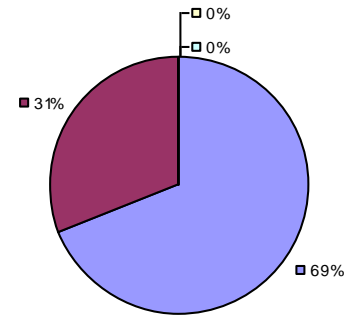
Student Growth



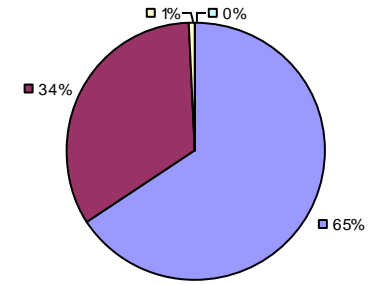
Local Measures



Other Measures

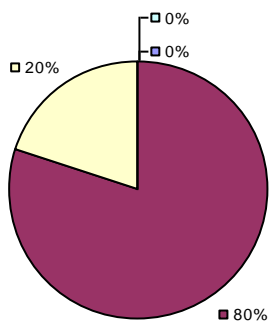


Overall Composite

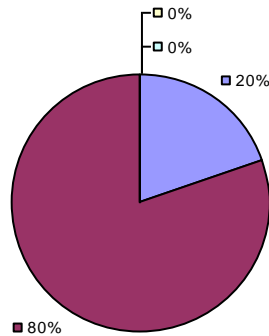


2013-14 PRINCIPAL EVALUATION RESULTS

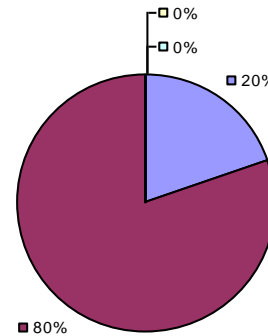
Student Growth



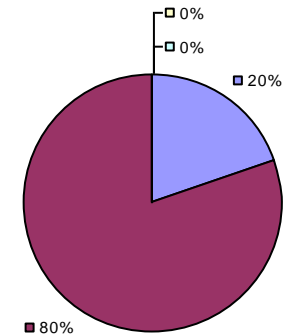
Local Measures



Other Measures



Overall Composite

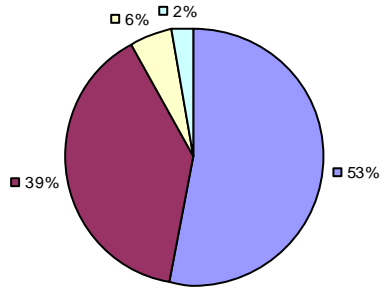


\* Data is suppressed if 100% of teachers/principals received the same rating or if the total teachers/principals in an LEA is less than five.

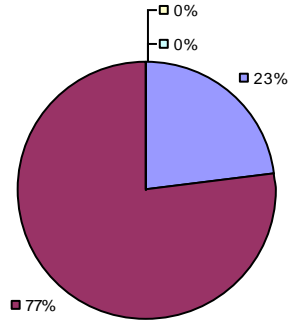


2013-14 TEACHER EVALUATION RESULTS

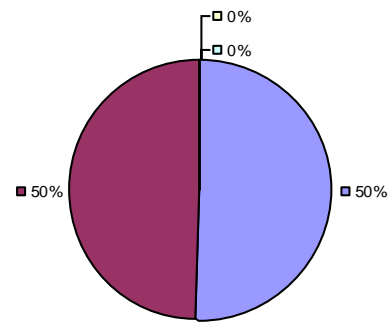
Student Growth



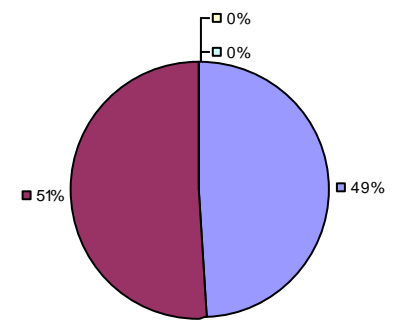
Local Measures



Other Measures



Overall Composite

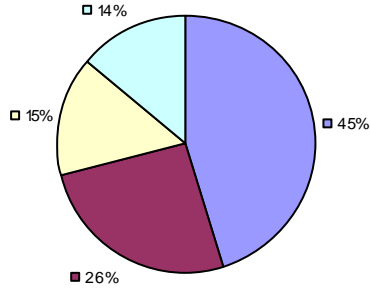


2013-14 PRINCIPAL EVALUATION RESULTS NOT SUBMITTED

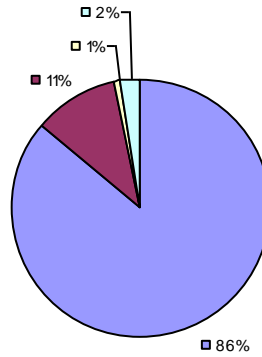
\* Data is suppressed if 100% of teachers/principals received the same rating or if the total teachers/principals in an LEA is less than five.

2013-14 TEACHER EVALUATION RESULTS

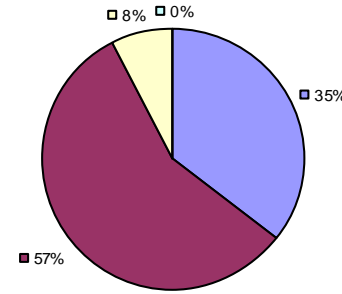
Student Growth



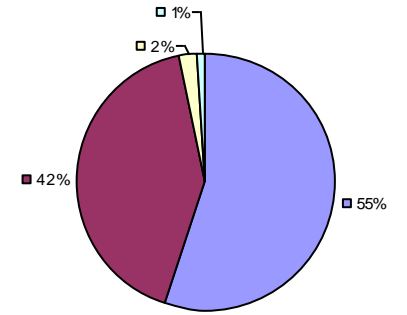
Local Measures



Other Measures

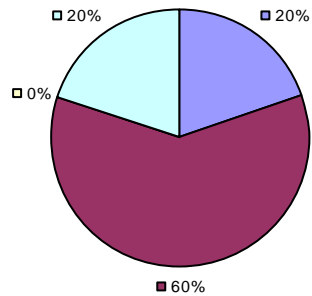


Overall Composite



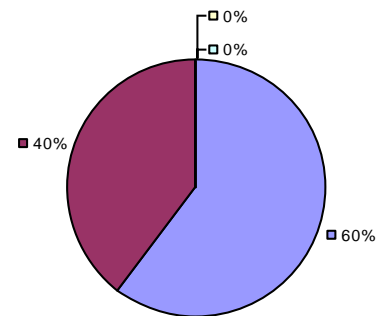
2013-14 PRINCIPAL EVALUATION RESULTS

Student Growth

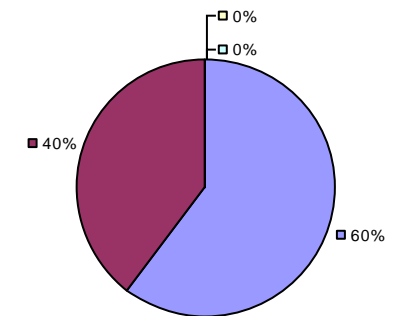


Local measures results not shown due to suppression\*

Other Measures



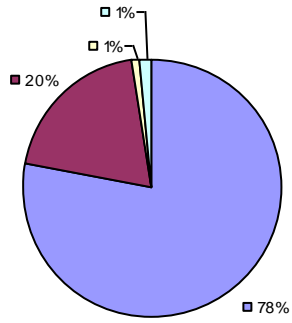
Overall Composite



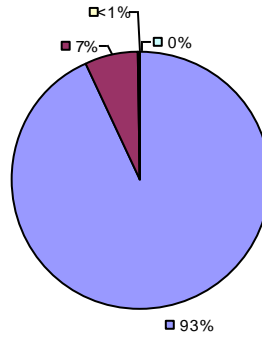
\* Data is suppressed if 100% of teachers/principals received the same rating or if the total teachers/principals in an LEA is less than five.

2013-14 TEACHER EVALUATION RESULTS

Student Growth

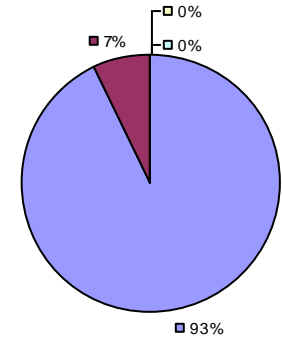


Local Measures



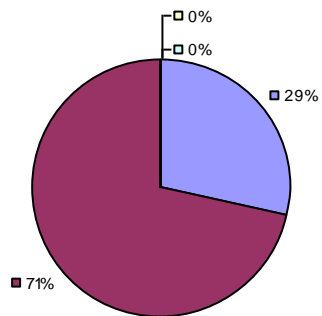
Other measures results not shown due to suppression\*

Overall Composite



2013-14 PRINCIPAL EVALUATION RESULTS

Student Growth



Local measures results not shown due to suppression\*

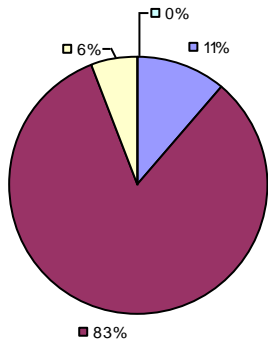
Other measures results not shown due to suppression\*

Overall composite not shown due to suppression\*

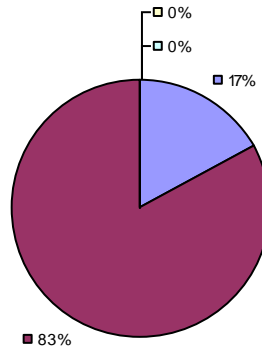
\* Data is suppressed if 100% of teachers/principals received the same rating or if the total teachers/principals in an LEA is less than five.

2013-14 TEACHER EVALUATION RESULTS

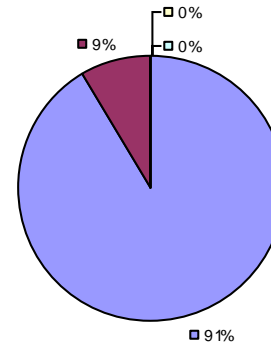
Student Growth



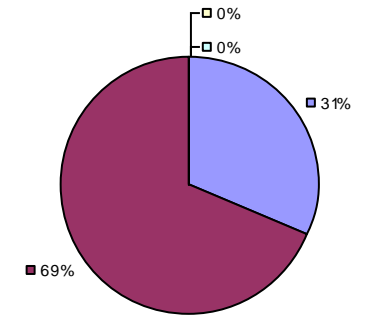
Local Measures



Other Measures



Overall Composite

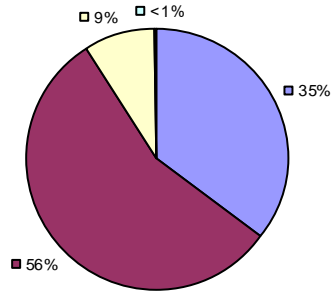


2013-14 PRINCIPAL EVALUATION RESULTS NOT SHOWN DUE TO SUPPRESSION\*

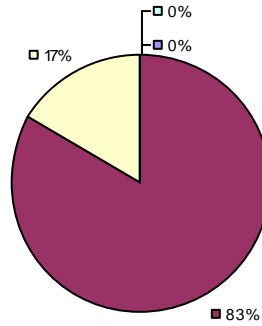
\* Data is suppressed if 100% of teachers/principals received the same rating or if the total teachers/principals in an LEA is less than five.

2013-14 TEACHER EVALUATION RESULTS

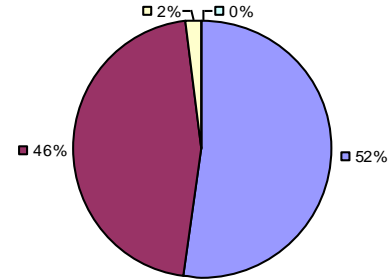
Student Growth



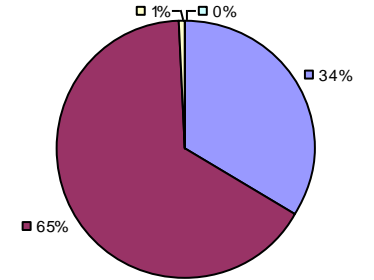
Local Measures



Other Measures

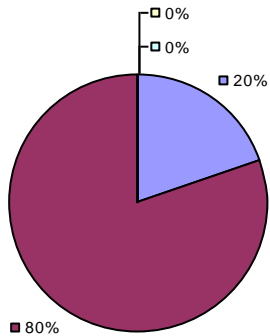


Overall Composite

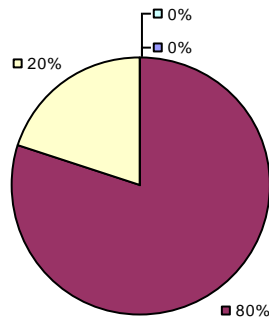


2013-14 PRINCIPAL EVALUATION RESULTS

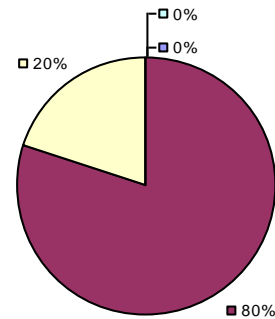
Student Growth



Local Measures



Other Measures



Overall composite not shown due to suppression\*

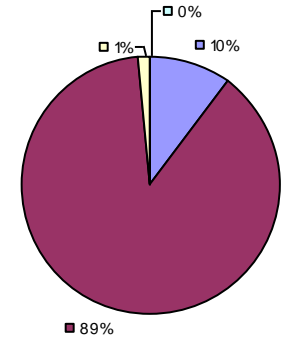
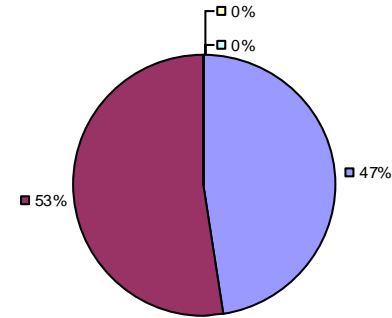
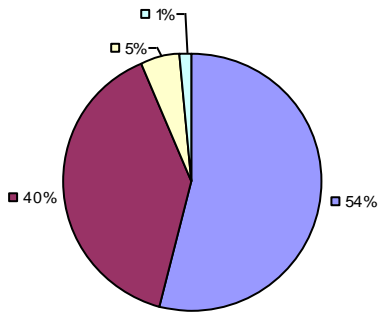
\* Data is suppressed if 100% of teachers/principals received the same rating or if the total teachers/principals in an LEA is less than five.

Student Growth

Local measures results not shown due to suppression\*

Other Measures

Overall Composite

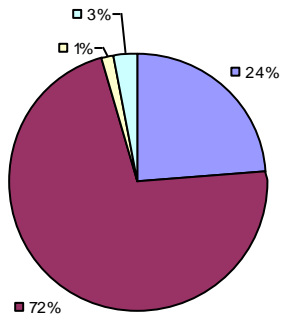


2013-14 PRINCIPAL EVALUATION RESULTS NOT SHOWN DUE TO SUPPRESSION\*

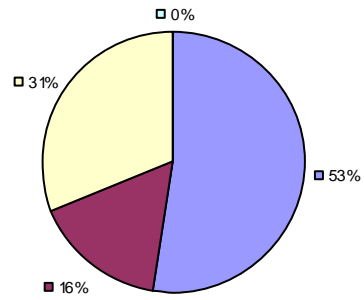
\* Data is suppressed if 100% of teachers/principals received the same rating or if the total teachers/principals in an LEA is less than five.

2013-14 TEACHER EVALUATION RESULTS

Student Growth

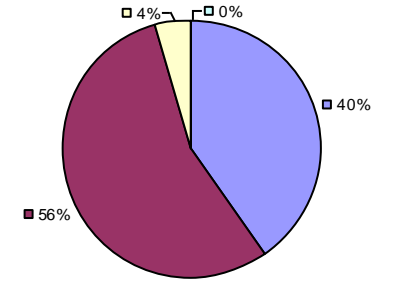


Local Measures



Other measures results not shown due to suppression\*

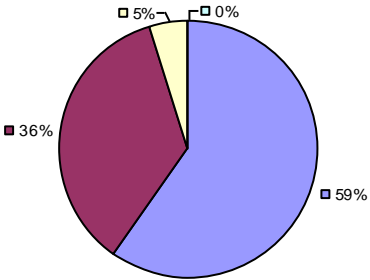
Overall Composite



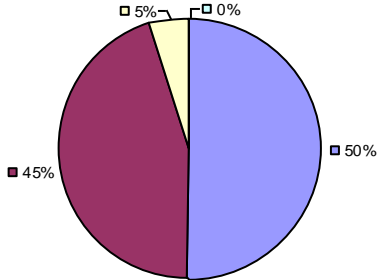
2013-14 PRINCIPAL EVALUATION RESULTS NOT SHOWN DUE TO SUPPRESSION\*

\* Data is suppressed if 100% of teachers/principals received the same rating or if the total teachers/principals in an LEA is less than five.

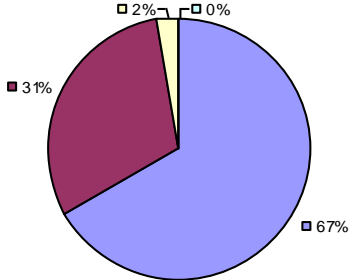
Student Growth



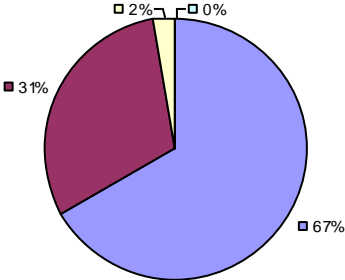
Local Measures



Other Measures



Overall Composite



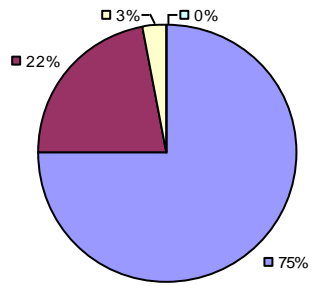
2013-14 PRINCIPAL EVALUATION RESULTS NOT SHOWN DUE TO SUPPRESSION\*

\* Data is suppressed if 100% of teachers/principals received the same rating or if the total teachers/principals in an LEA is less than five.

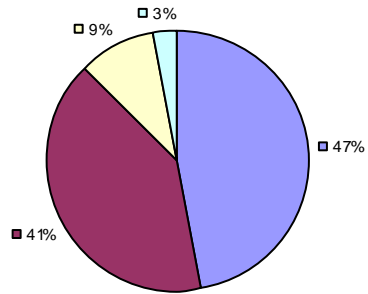


2013-14 TEACHER EVALUATION RESULTS

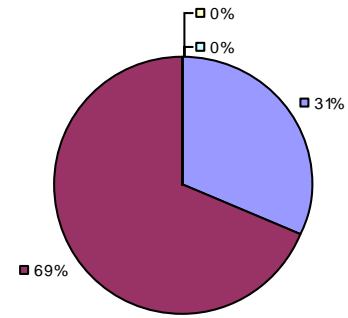
Student Growth



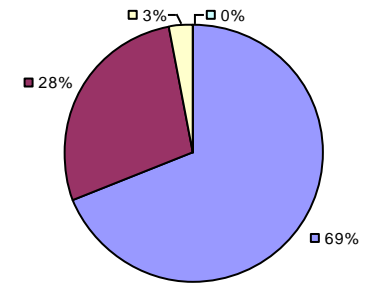
Local Measures



Other Measures



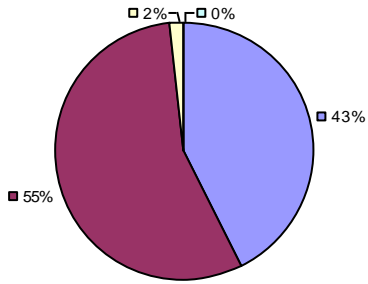
Overall Composite



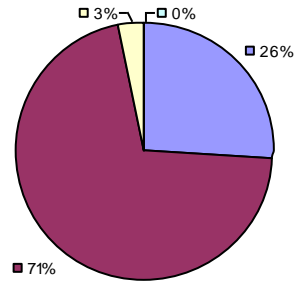
2013-14 PRINCIPAL EVALUATION RESULTS NOT SHOWN DUE TO SUPPRESSION\*

\* Data is suppressed if 100% of teachers/principals received the same rating or if the total teachers/principals in an LEA is less than five.

Student Growth

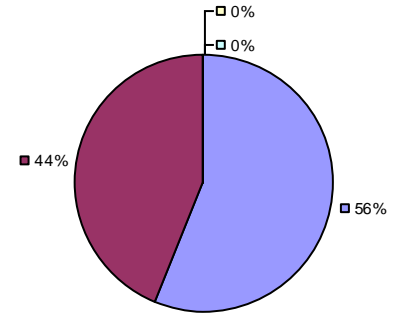


Local Measures



Other measures results not shown due to suppression\*

Overall Composite



2013-14 PRINCIPAL EVALUATION RESULTS NOT SHOWN DUE TO SUPPRESSION\*

\* Data is suppressed if 100% of teachers/principals received the same rating or if the total teachers/principals in an LEA is less than five.

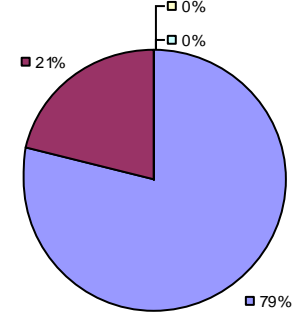
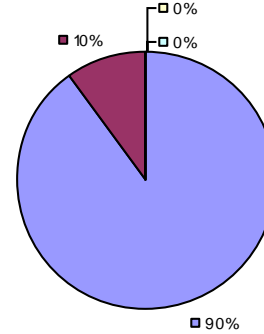
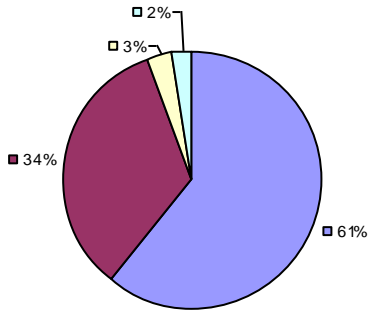
2013-14 TEACHER EVALUATION RESULTS

Student Growth

Local measures results not shown due to suppression\*

Other Measures

Overall Composite

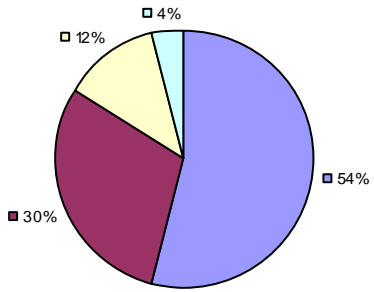


2013-14 PRINCIPAL EVALUATION RESULTS NOT SHOWN DUE TO SUPPRESSION\*

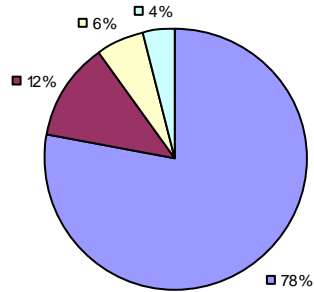
\* Data is suppressed if 100% of teachers/principals received the same rating or if the total teachers/principals in an LEA is less than five.

2013-14 TEACHER EVALUATION RESULTS

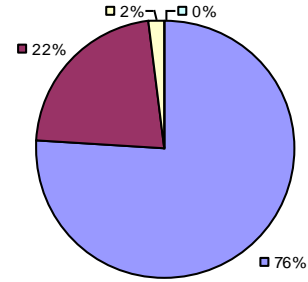
Student Growth



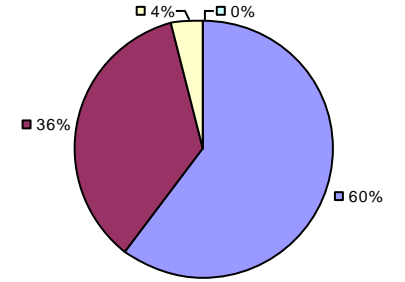
Local Measures



Other Measures



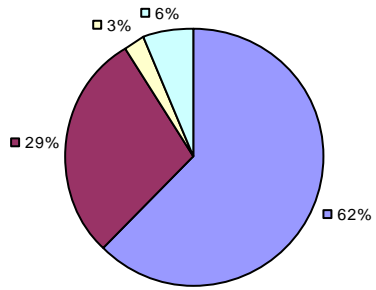
Overall Composite



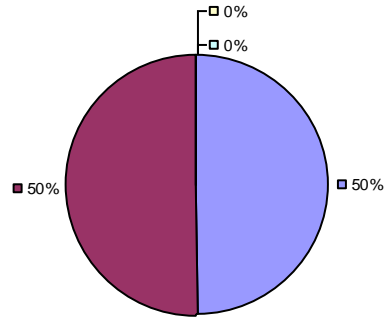
2013-14 PRINCIPAL EVALUATION RESULTS NOT SHOWN DUE TO SUPPRESSION\*

\* Data is suppressed if 100% of teachers/principals received the same rating or if the total teachers/principals in an LEA is less than five.

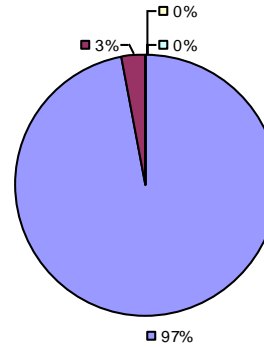
Student Growth



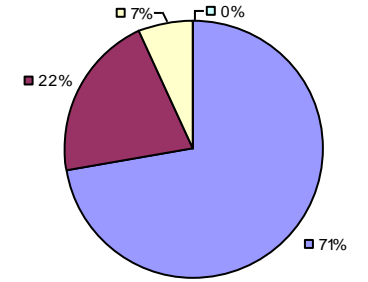
Local Measures



Other Measures



Overall Composite



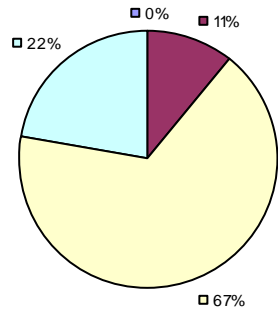
2013-14 PRINCIPAL EVALUATION RESULTS NOT SHOWN DUE TO SUPPRESSION\*

\* Data is suppressed if 100% of teachers/principals received the same rating or if the total teachers/principals in an LEA is less than five.

2013-14 TEACHER EVALUATION RESULTS

Student Growth

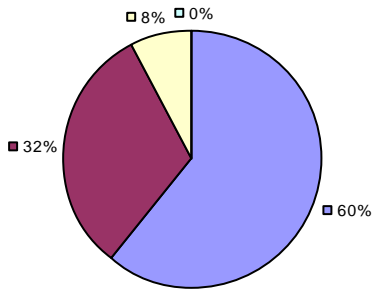
Local measures results not shown due to suppression\* Other measures results not shown due to suppression\* Overall composite not shown due to suppression\*



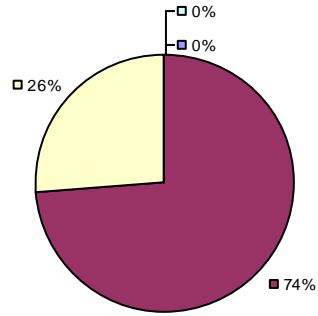
2013-14 PRINCIPAL EVALUATION RESULTS NOT SHOWN DUE TO SUPPRESSION\*

\* Data is suppressed if 100% of teachers/principals received the same rating or if the total teachers/principals in an LEA is less than five.

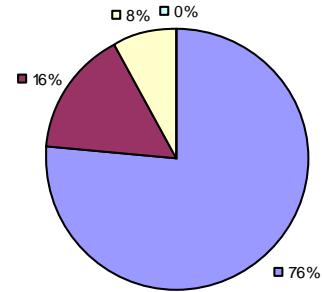
Student Growth



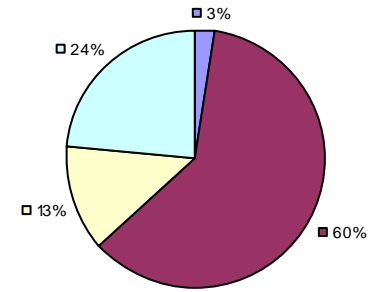
Local Measures



Other Measures



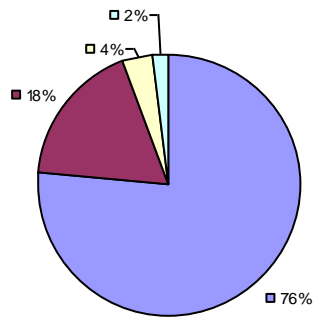
Overall Composite



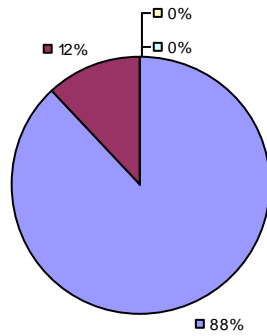
2013-14 PRINCIPAL EVALUATION RESULTS NOT SHOWN DUE TO SUPPRESSION\*

\* Data is suppressed if 100% of teachers/principals received the same rating or if the total teachers/principals in an LEA is less than five.

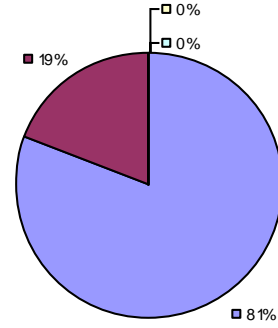
Student Growth



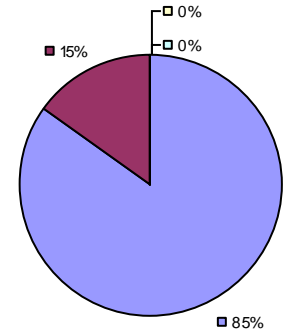
Local Measures



Other Measures



Overall Composite

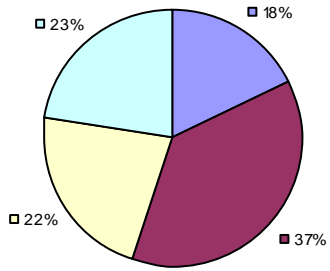


2013-14 PRINCIPAL EVALUATION RESULTS NOT SHOWN DUE TO SUPPRESSION\*

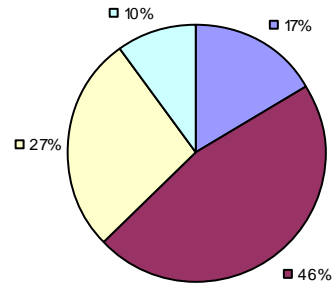
\* Data is suppressed if 100% of teachers/principals received the same rating or if the total teachers/principals in an LEA is less than five.



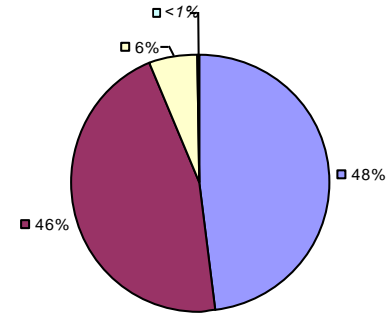
Student Growth



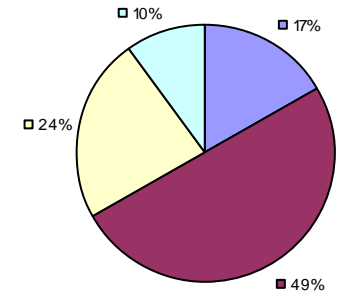
Local Measures



Other Measures

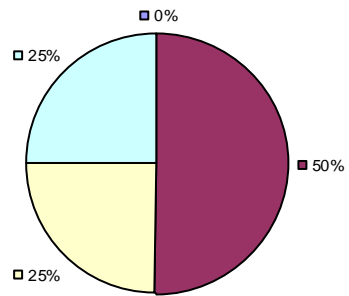


Overall Composite

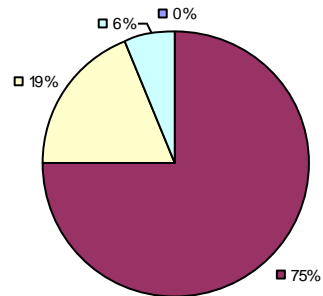


2013-14 PRINCIPAL EVALUATION RESULTS

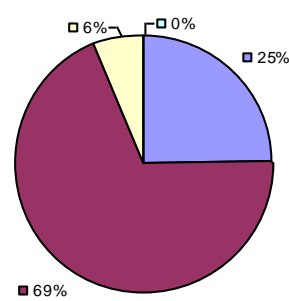
Student Growth



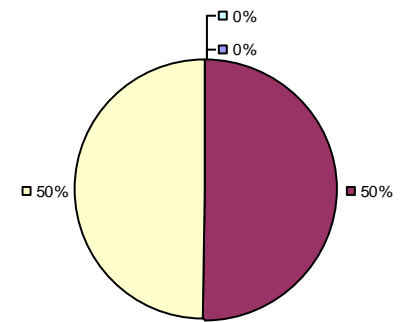
Local Measures



Other Measures



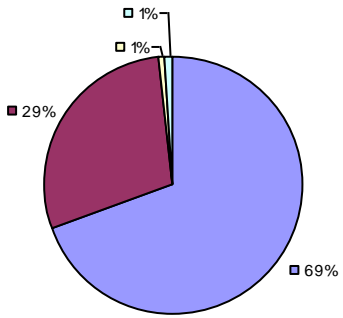
Overall Composite



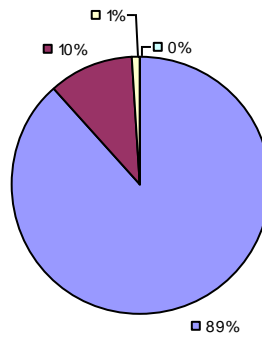
\* Data is suppressed if 100% of teachers/principals received the same rating or if the total teachers/principals in an LEA is less than five.

2013-14 TEACHER EVALUATION RESULTS

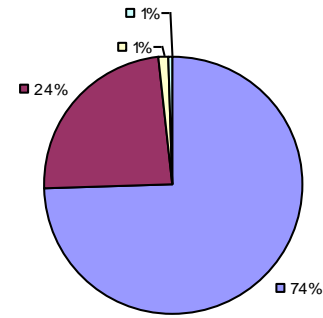
Student Growth



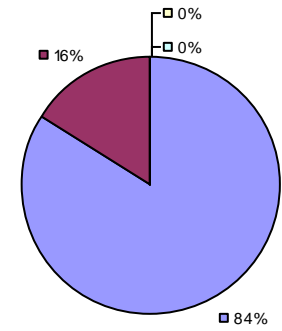
Local Measures



Other Measures



Overall Composite

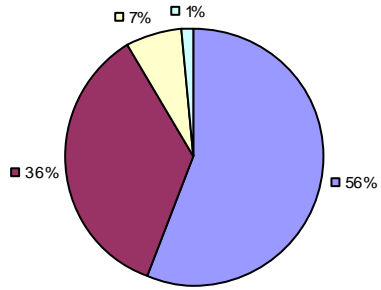


2013-14 PRINCIPAL EVALUATION RESULTS NOT SHOWN DUE TO SUPPRESSION\*

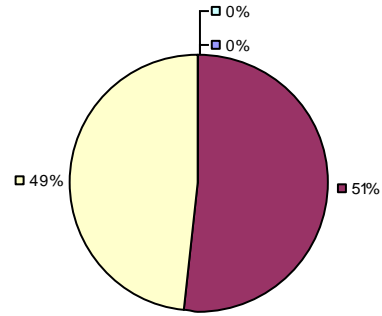
\* Data is suppressed if 100% of teachers/principals received the same rating or if the total teachers/principals in an LEA is less than five.

2013-14 TEACHER EVALUATION RESULTS

Student Growth

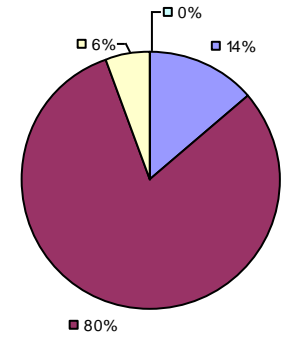


Local Measures



Other measures results not shown due to suppression\*

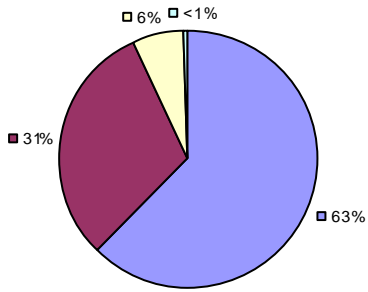
Overall Composite



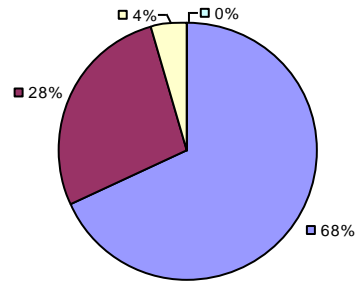
2013-14 PRINCIPAL EVALUATION RESULTS NOT SHOWN DUE TO SUPPRESSION\*

\* Data is suppressed if 100% of teachers/principals received the same rating or if the total teachers/principals in an LEA is less than five.

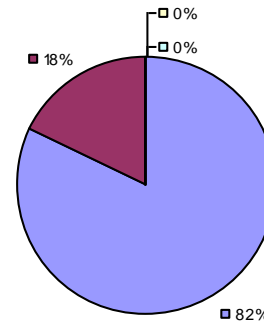
Student Growth



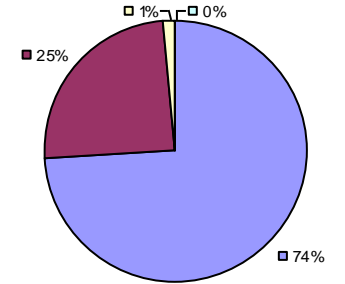
Local Measures



Other Measures

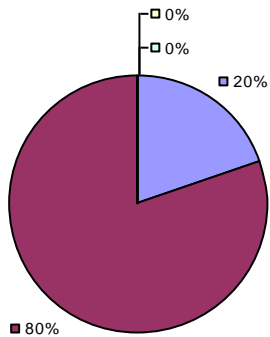


Overall Composite



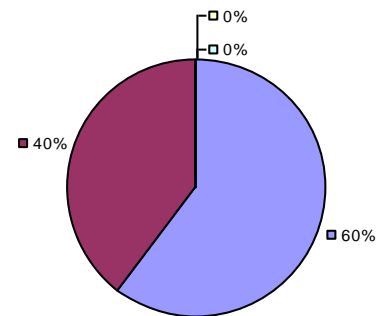
2013-14 PRINCIPAL EVALUATION RESULTS

Student Growth

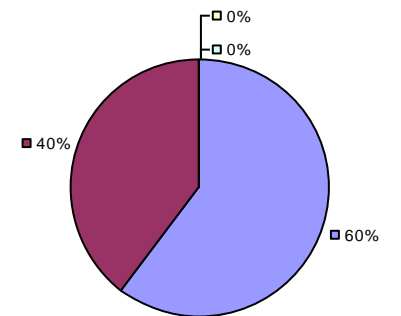


Local measures results not shown due to suppression\*

Other Measures

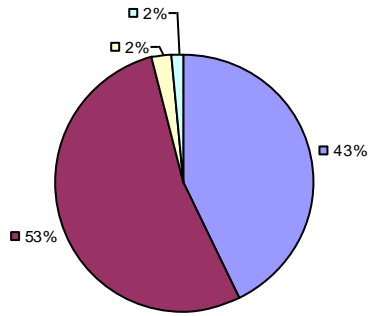


Overall Composite

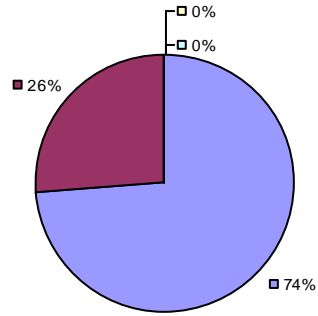


\* Data is suppressed if 100% of teachers/principals received the same rating or if the total teachers/principals in an LEA is less than five.

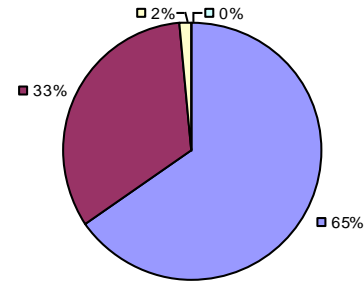
Student Growth



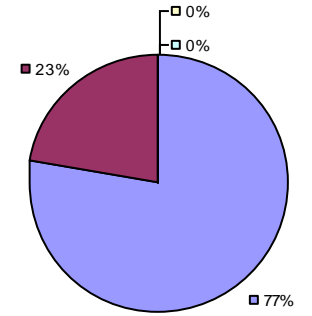
Local Measures



Other Measures



Overall Composite



2013-14 PRINCIPAL EVALUATION RESULTS NOT SHOWN DUE TO SUPPRESSION\*

\* Data is suppressed if 100% of teachers/principals received the same rating or if the total teachers/principals in an LEA is less than five.

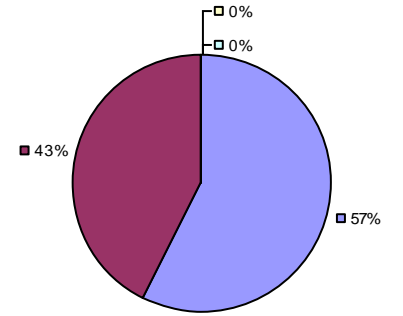
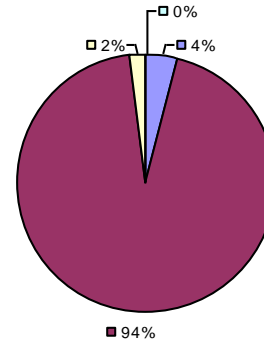
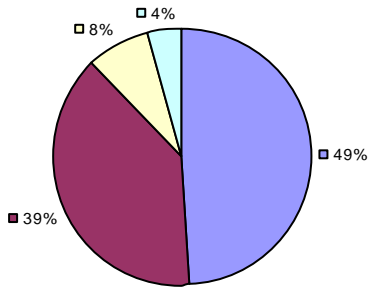
2013-14 TEACHER EVALUATION RESULTS

Student Growth

Local measures results not shown due to suppression\*

Other Measures

Overall Composite

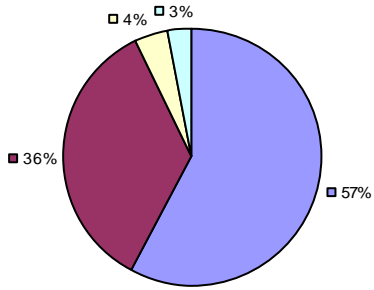


2013-14 PRINCIPAL EVALUATION RESULTS NOT SHOWN DUE TO SUPPRESSION\*

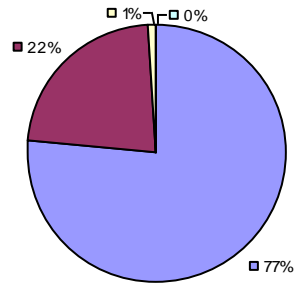
\* Data is suppressed if 100% of teachers/principals received the same rating or if the total teachers/principals in an LEA is less than five.

2013-14 TEACHER EVALUATION RESULTS

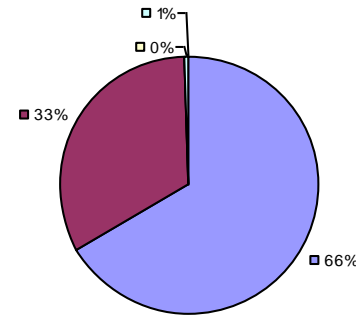
Student Growth



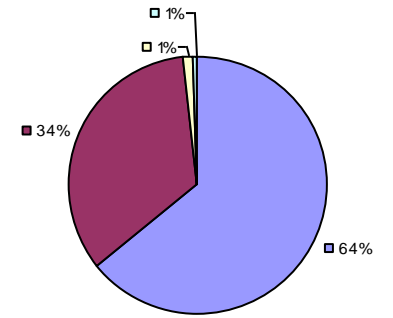
Local Measures



Other Measures



Overall Composite



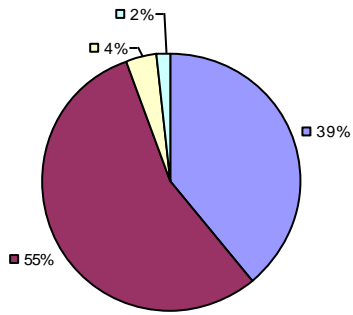
2013-14 PRINCIPAL EVALUATION RESULTS NOT SHOWN DUE TO SUPPRESSION\*

\* Data is suppressed if 100% of teachers/principals received the same rating or if the total teachers/principals in an LEA is less than five.

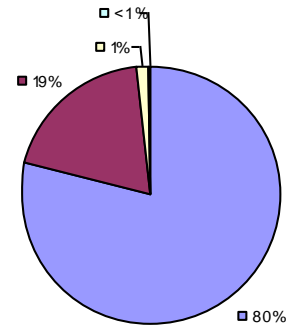
2013-14 TEACHER EVALUATION RESULTS

Student Growth

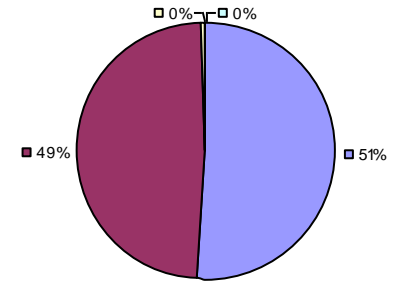
Local measures results not shown due to suppression\*



Other Measures



Overall Composite



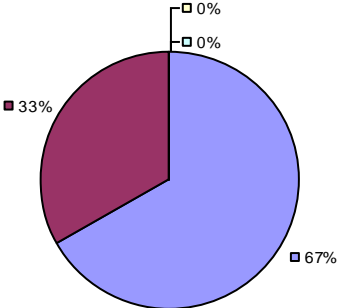
2013-14 PRINCIPAL EVALUATION RESULTS NOT SHOWN DUE TO SUPPRESSION\*

\* Data is suppressed if 100% of teachers/principals received the same rating or if the total teachers/principals in an LEA is less than five.



Student growth results not shown due to suppression\* Local measures results not shown due to suppression\* Other measures results not shown due to suppression\*

Overall Composite

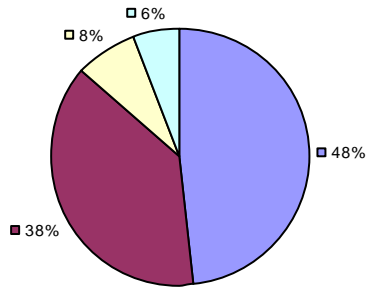


2013-14 PRINCIPAL EVALUATION RESULTS NOT SHOWN DUE TO SUPPRESSION\*

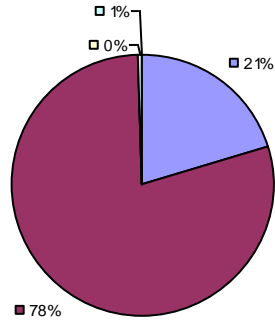
\* Data is suppressed if 100% of teachers/principals received the same rating or if the total teachers/principals in an LEA is less than five.

2013-14 TEACHER EVALUATION RESULTS

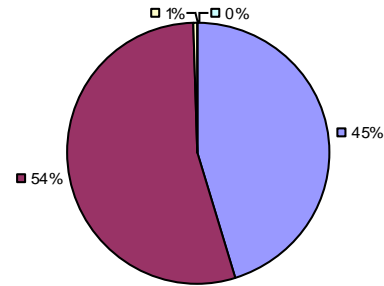
Student Growth



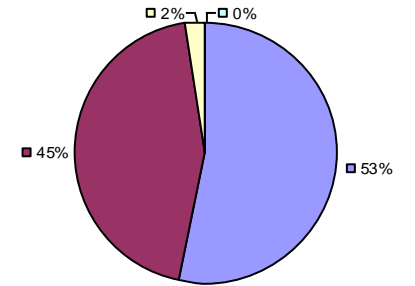
Local Measures



Other Measures

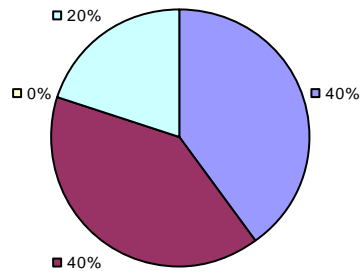


Overall Composite

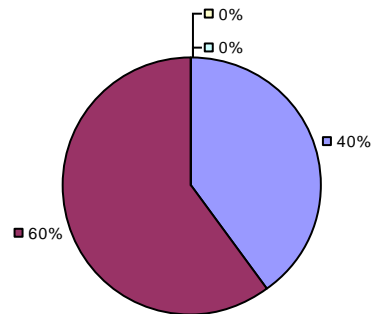


2013-14 PRINCIPAL EVALUATION RESULTS

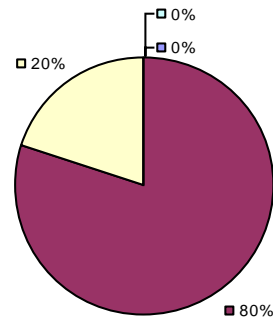
Student Growth



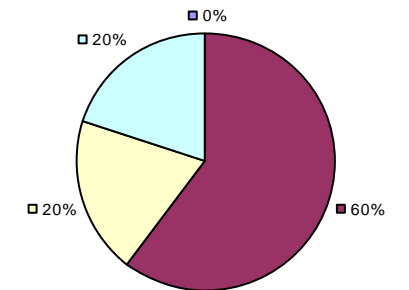
Local Measures



Other Measures



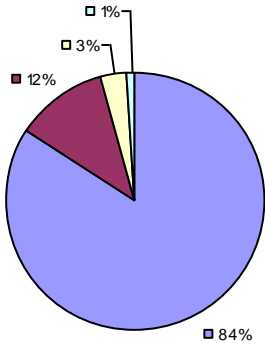
Overall Composite



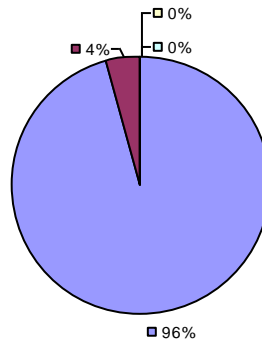
\* Data is suppressed if 100% of teachers/principals received the same rating or if the total teachers/principals in an LEA is less than five.

2013-14 TEACHER EVALUATION RESULTS

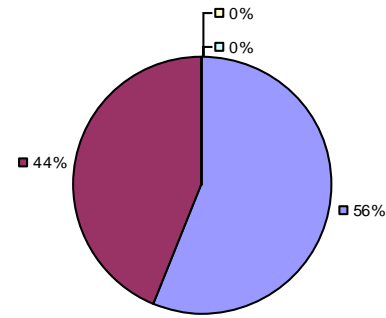
Student Growth



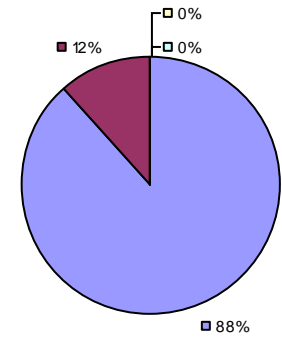
Local Measures



Other Measures



Overall Composite

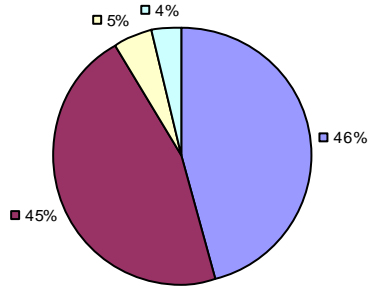


2013-14 PRINCIPAL EVALUATION RESULTS NOT SHOWN DUE TO SUPPRESSION\*

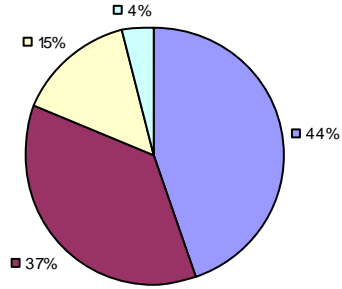
\* Data is suppressed if 100% of teachers/principals received the same rating or if the total teachers/principals in an LEA is less than five.

2013-14 TEACHER EVALUATION RESULTS

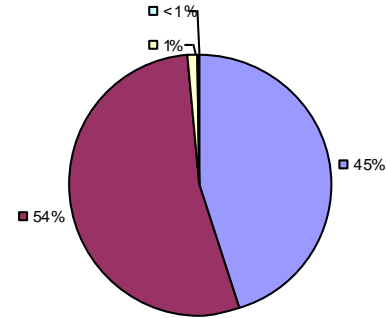
Student Growth



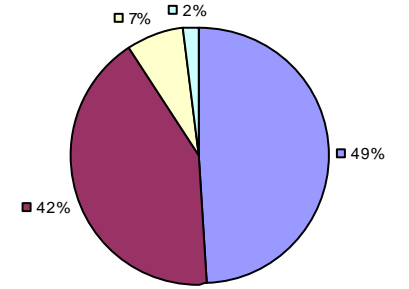
Local Measures



Other Measures

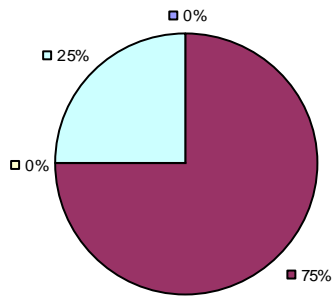


Overall Composite

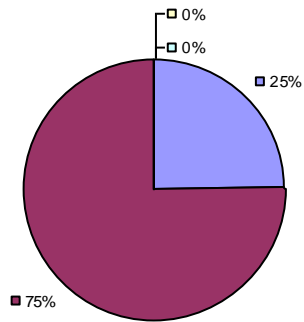


2013-14 PRINCIPAL EVALUATION RESULTS

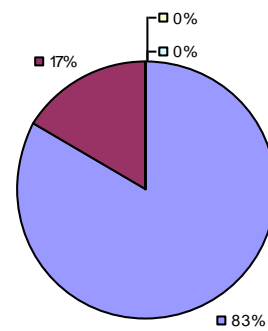
Student Growth



Local Measures



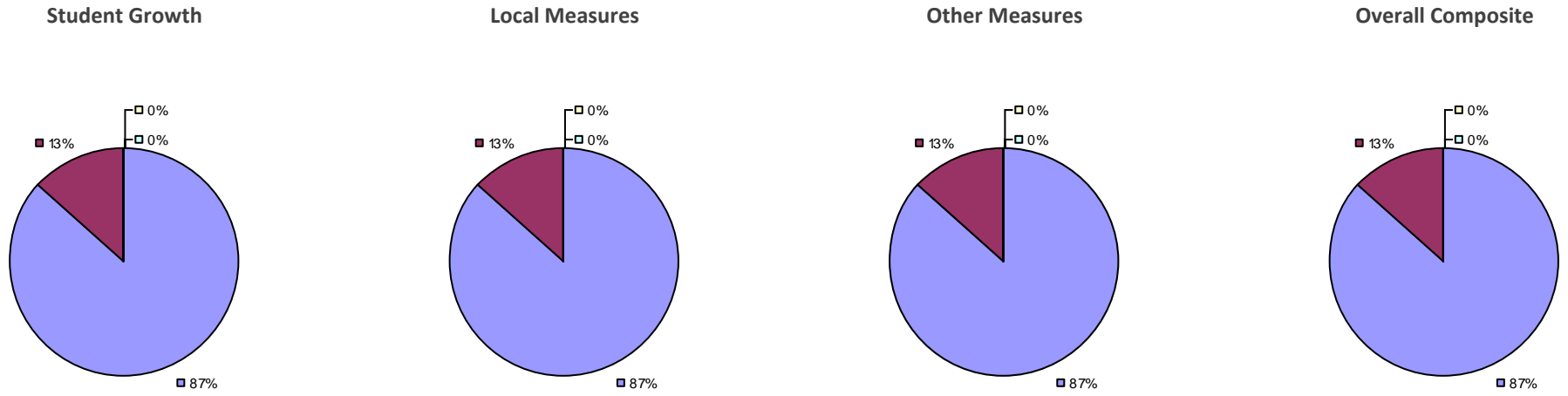
Other Measures



Overall composite not shown due to suppression\*

\* Data is suppressed if 100% of teachers/principals received the same rating or if the total teachers/principals in an LEA is less than five.

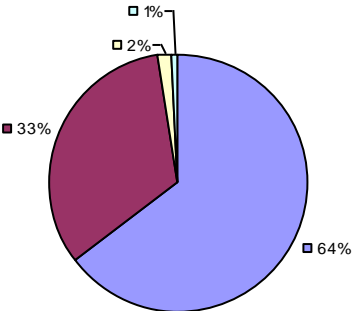
2013-14 TEACHER EVALUATION RESULTS



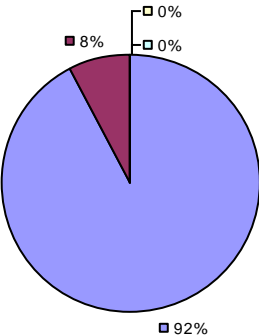
2013-14 PRINCIPAL EVALUATION RESULTS NOT SHOWN DUE TO SUPPRESSION\*

\* Data is suppressed if 100% of teachers/principals received the same rating or if the total teachers/principals in an LEA is less than five.

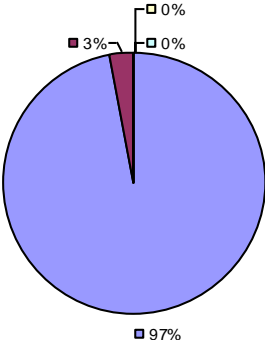
Student Growth



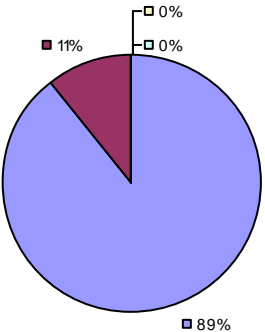
Local Measures



Other Measures



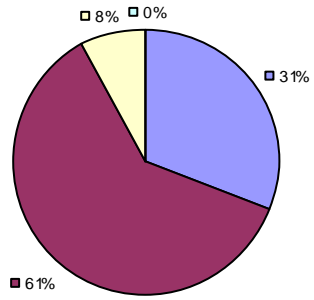
Overall Composite



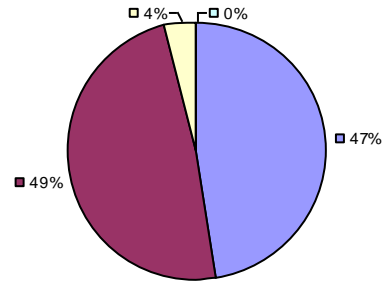
2013-14 PRINCIPAL EVALUATION RESULTS NOT SHOWN DUE TO SUPPRESSION\*

\* Data is suppressed if 100% of teachers/principals received the same rating or if the total teachers/principals in an LEA is less than five.

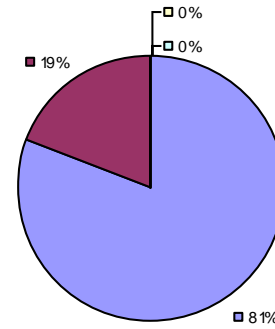
Student Growth



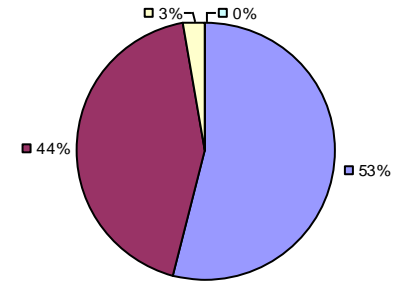
Local Measures



Other Measures



Overall Composite

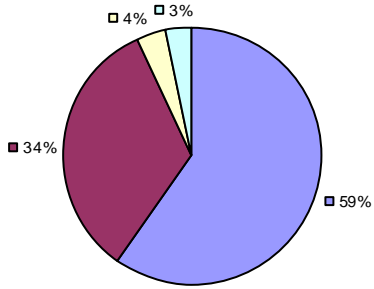


2013-14 PRINCIPAL EVALUATION RESULTS NOT SHOWN DUE TO SUPPRESSION\*

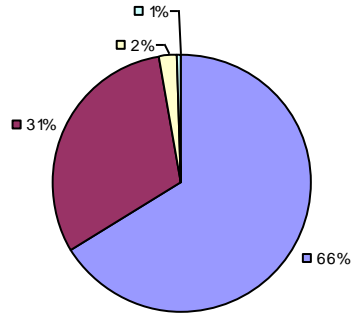
\* Data is suppressed if 100% of teachers/principals received the same rating or if the total teachers/principals in an LEA is less than five.

2013-14 TEACHER EVALUATION RESULTS

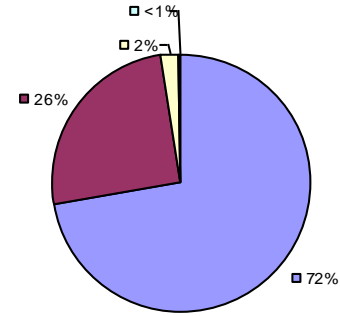
Student Growth



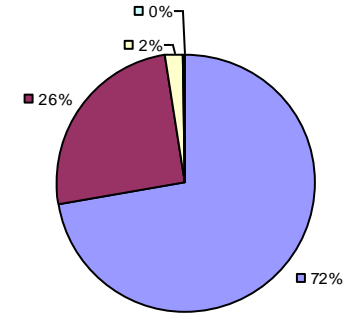
Local Measures



Other Measures

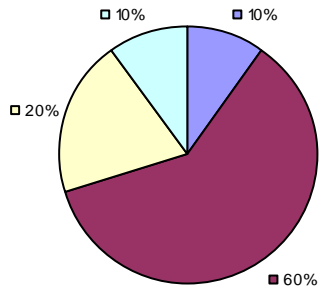


Overall Composite

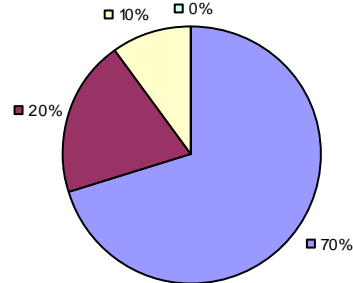


2013-14 PRINCIPAL EVALUATION RESULTS

Student Growth



Local Measures

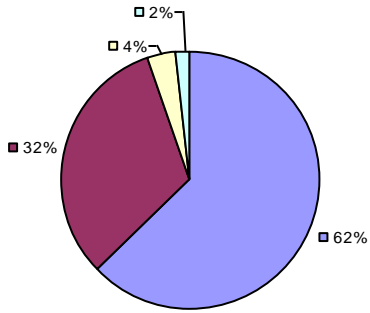


Other measures results not shown due to suppression\* Overall composite not shown due to suppression\*

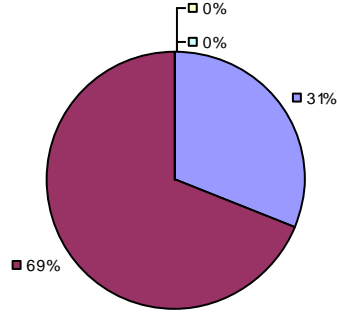
\* Data is suppressed if 100% of teachers/principals received the same rating or if the total teachers/principals in an LEA is less than five.



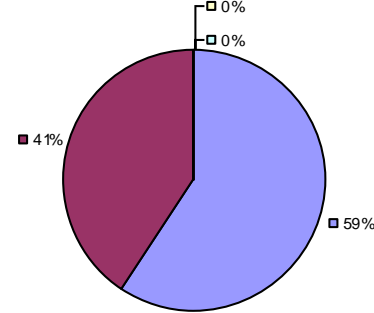
**Student Growth**



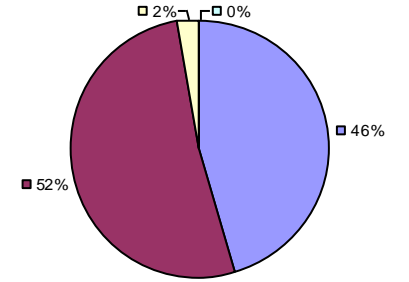
**Local Measures**



**Other Measures**

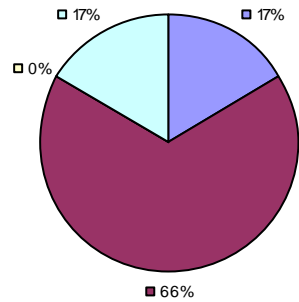


**Overall Composite**

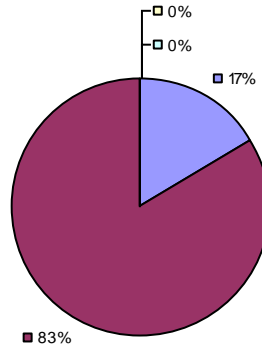


**2013-14 PRINCIPAL EVALUATION RESULTS**

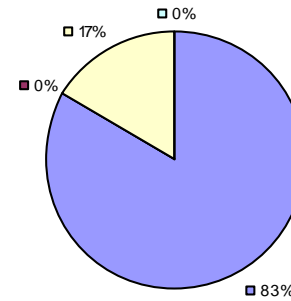
**Student Growth**



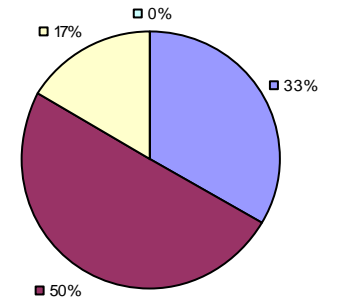
**Local Measures**



**Other Measures**



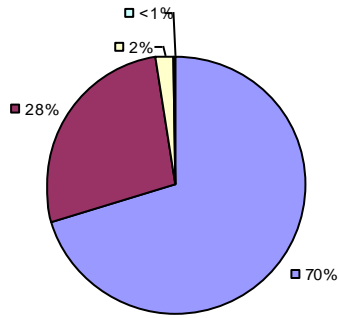
**Overall Composite**



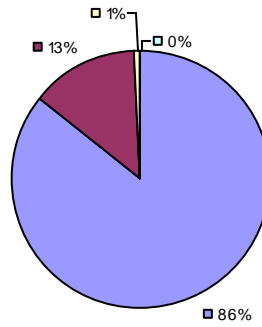
\* Data is suppressed if 100% of teachers/principals received the same rating or if the total teachers/principals in an LEA is less than five.

2013-14 TEACHER EVALUATION RESULTS

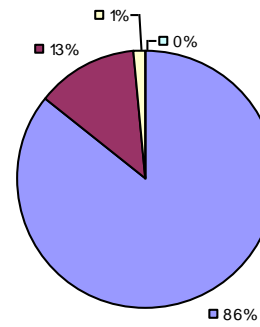
Student Growth



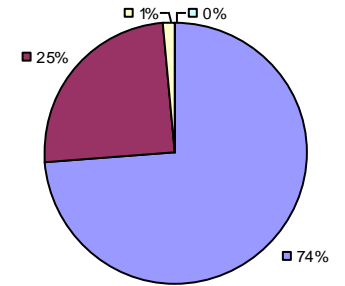
Local Measures



Other Measures



Overall Composite

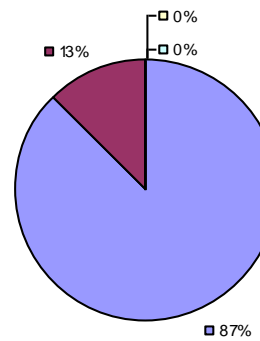


2013-14 PRINCIPAL EVALUATION RESULTS

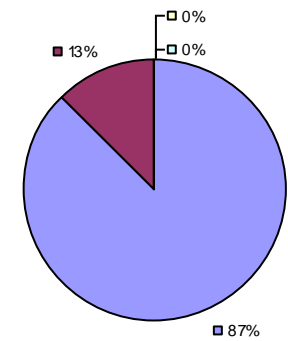
Student growth results not shown due to suppression\*

Local measures results not shown due to suppression\*

Other Measures



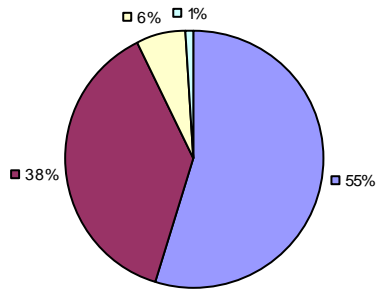
Overall Composite



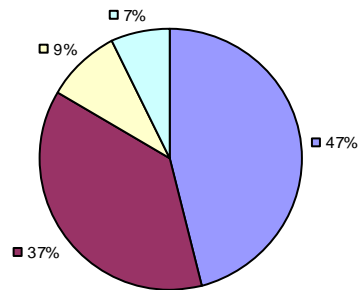
\* Data is suppressed if 100% of teachers/principals received the same rating or if the total teachers/principals in an LEA is less than five.

**2013-14 TEACHER EVALUATION RESULTS**

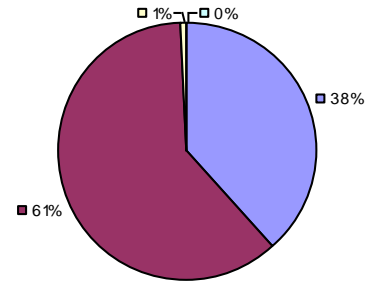
**Student Growth**



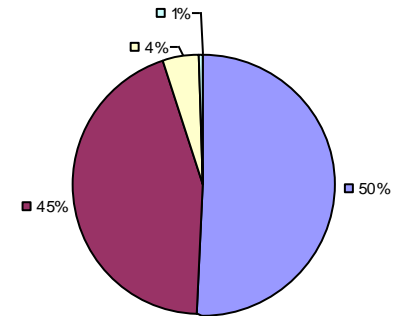
**Local Measures**



**Other Measures**

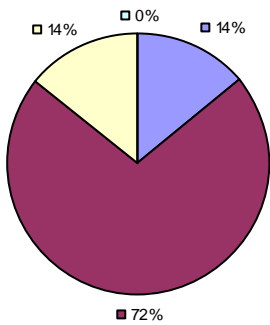


**Overall Composite**

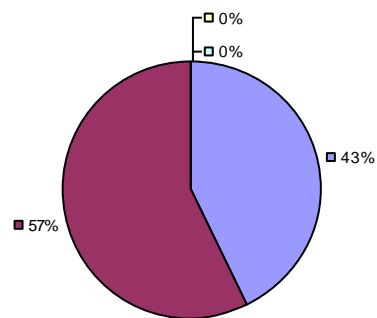


**2013-14 PRINCIPAL EVALUATION RESULTS**

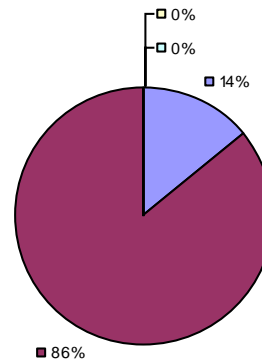
**Student Growth**



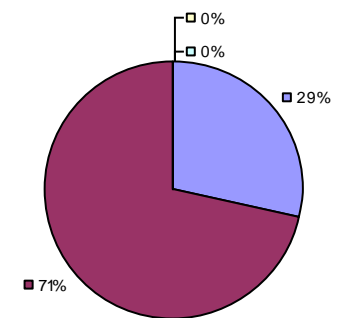
**Local Measures**



**Other Measures**

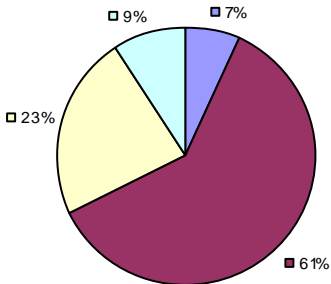


**Overall Composite**

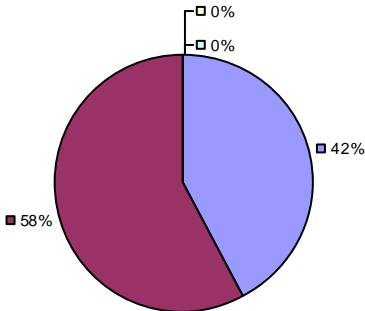


\* Data is suppressed if 100% of teachers/principals received the same rating or if the total teachers/principals in an LEA is less than five.

Student Growth

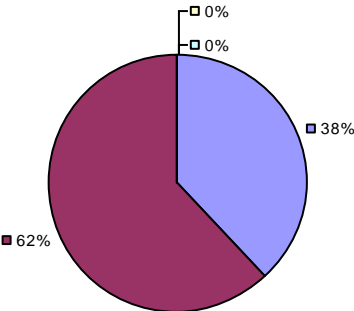


Local Measures



Other measures results not shown due to suppression\*

Overall Composite

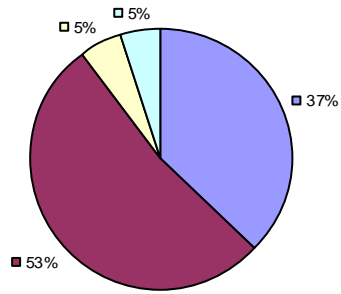


2013-14 PRINCIPAL EVALUATION RESULTS NOT SUBMITTED

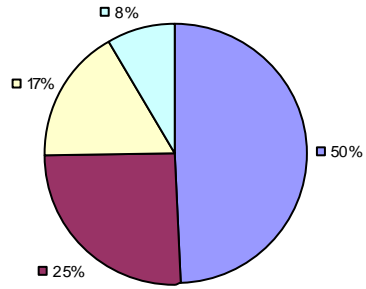
\* Data is suppressed if 100% of teachers/principals received the same rating or if the total teachers/principals in an LEA is less than five.

2013-14 TEACHER EVALUATION RESULTS

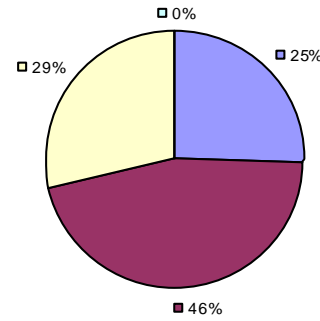
Student Growth



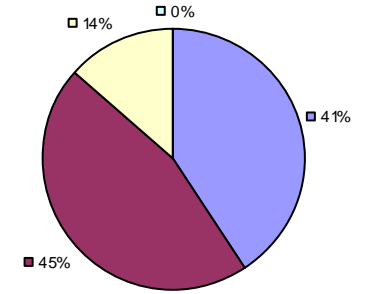
Local Measures



Other Measures



Overall Composite

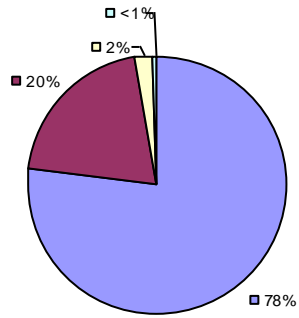


2013-14 PRINCIPAL EVALUATION RESULTS NOT SHOWN DUE TO SUPPRESSION\*

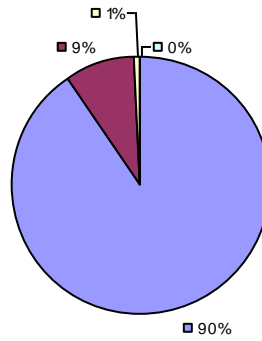
\* Data is suppressed if 100% of teachers/principals received the same rating or if the total teachers/principals in an LEA is less than five.

2013-14 TEACHER EVALUATION RESULTS

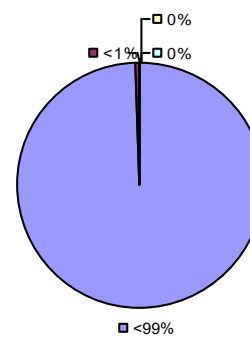
Student Growth



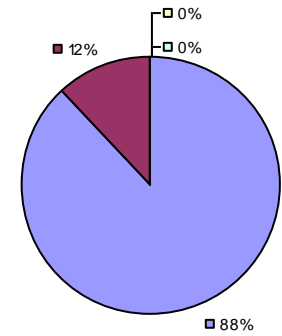
Local Measures



Other Measures

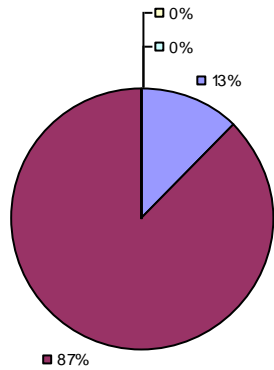


Overall Composite



2013-14 PRINCIPAL EVALUATION RESULTS

Student Growth



Local measures results not shown due to suppression\*

Other measures results not shown due to suppression\*

Overall composite not shown due to suppression\*

\* Data is suppressed if 100% of teachers/principals received the same rating or if the total teachers/principals in an LEA is less than five.

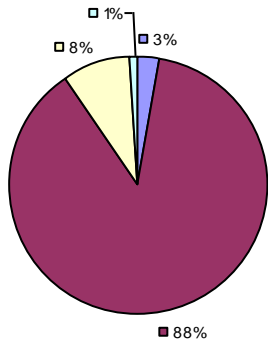
*2013-14 TEACHER EVALUATION RESULTS NOT SHOWN DUE TO SUPPRESSION\**

*2013-14 PRINCIPAL EVALUATION RESULTS NOT SUBMITTED*

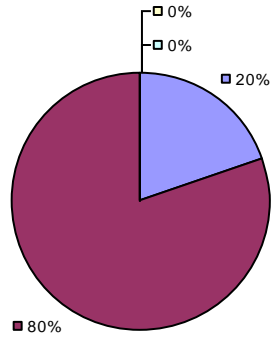
*\* Data is suppressed if 100% of teachers/principals received the same rating or if the total teachers/principals in an LEA is less than five.*

2013-14 TEACHER EVALUATION RESULTS

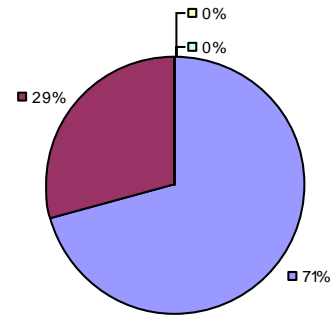
Student Growth



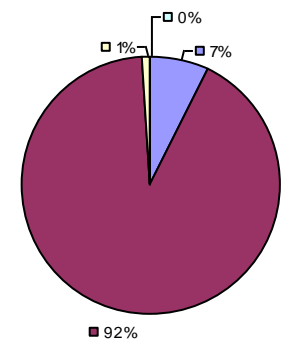
Local Measures



Other Measures



Overall Composite



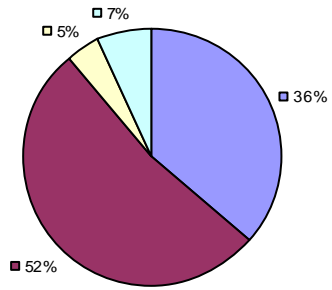
2013-14 PRINCIPAL EVALUATION RESULTS NOT SHOWN DUE TO SUPPRESSION\*

\* Data is suppressed if 100% of teachers/principals received the same rating or if the total teachers/principals in an LEA is less than five.

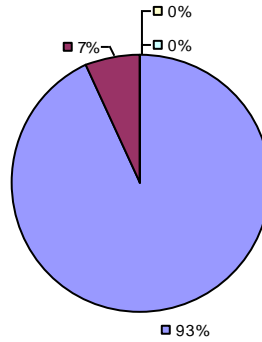


2013-14 TEACHER EVALUATION RESULTS

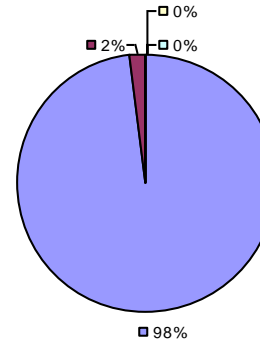
Student Growth



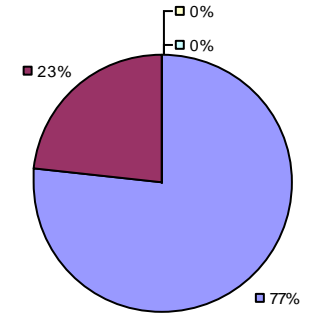
Local Measures



Other Measures



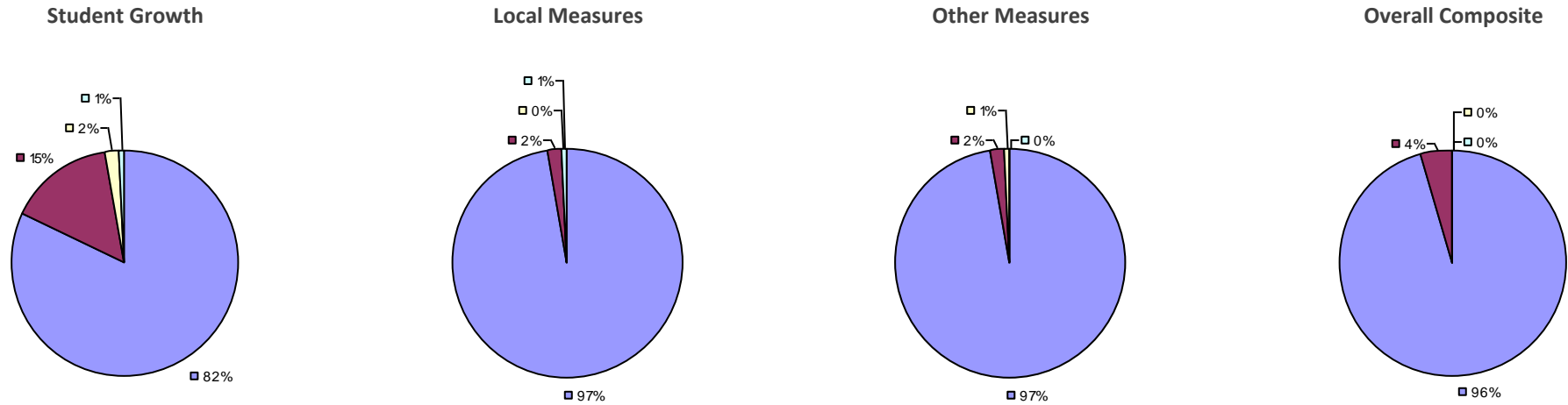
Overall Composite



2013-14 PRINCIPAL EVALUATION RESULTS NOT SHOWN DUE TO SUPPRESSION\*

\* Data is suppressed if 100% of teachers/principals received the same rating or if the total teachers/principals in an LEA is less than five.

2013-14 TEACHER EVALUATION RESULTS



2013-14 PRINCIPAL EVALUATION RESULTS NOT SHOWN DUE TO SUPPRESSION\*

\* Data is suppressed if 100% of teachers/principals received the same rating or if the total teachers/principals in an LEA is less than five.

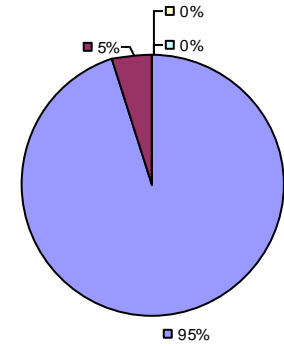
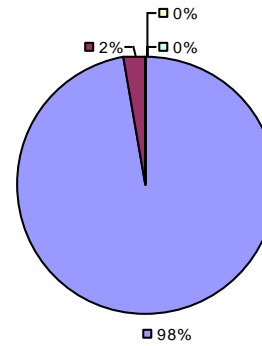
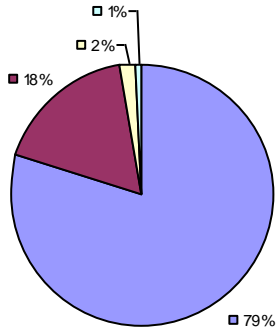
2013-14 TEACHER EVALUATION RESULTS

Student Growth

Local measures results not shown due to suppression\*

Other Measures

Overall Composite

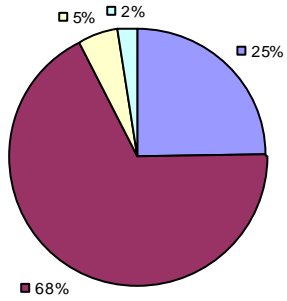


2013-14 PRINCIPAL EVALUATION RESULTS NOT SHOWN DUE TO SUPPRESSION\*

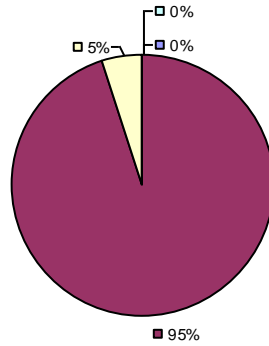
\* Data is suppressed if 100% of teachers/principals received the same rating or if the total teachers/principals in an LEA is less than five.

**2013-14 TEACHER EVALUATION RESULTS**

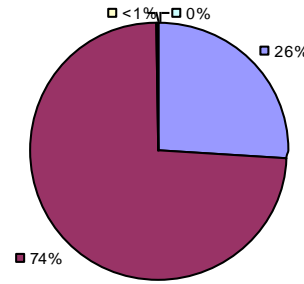
**Student Growth**



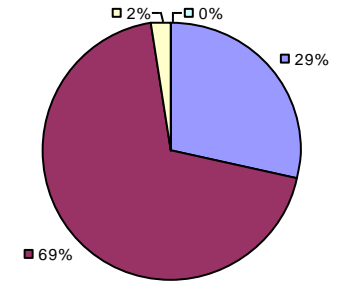
**Local Measures**



**Other Measures**

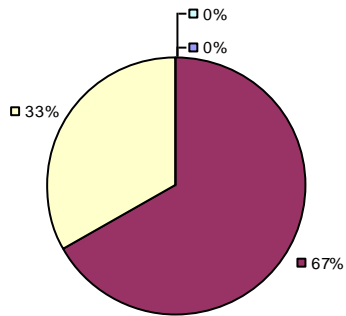


**Overall Composite**

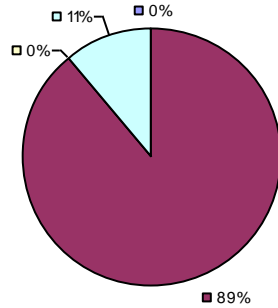


**2013-14 PRINCIPAL EVALUATION RESULTS**

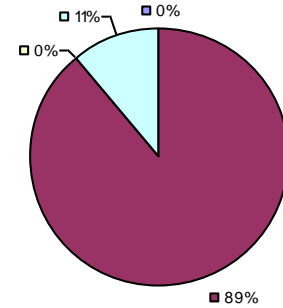
**Student Growth**



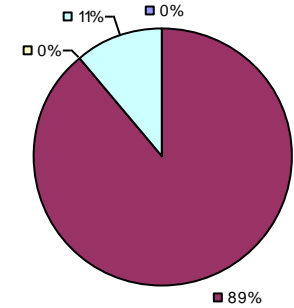
**Local Measures**



**Other Measures**



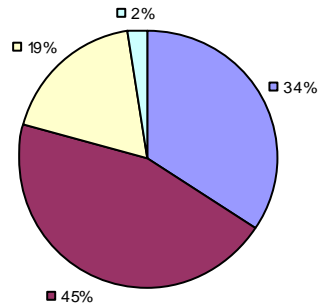
**Overall Composite**



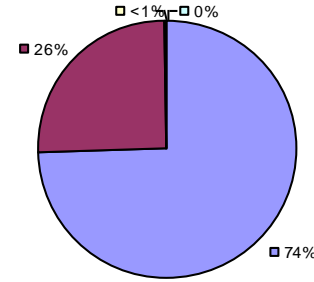
\* Data is suppressed if 100% of teachers/principals received the same rating or if the total teachers/principals in an LEA is less than five.

**Student Growth**

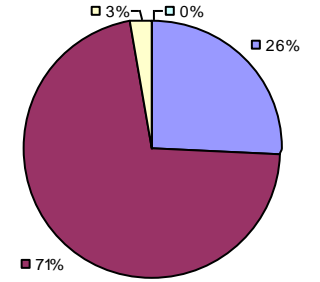
*Local measures results not shown due to suppression\**



**Other Measures**



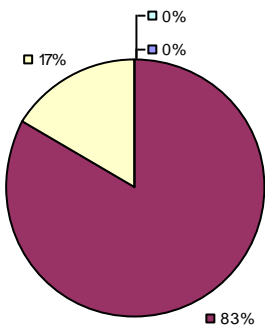
**Overall Composite**



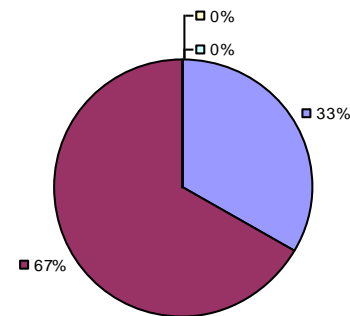
**2013-14 PRINCIPAL EVALUATION RESULTS**

**Student Growth**

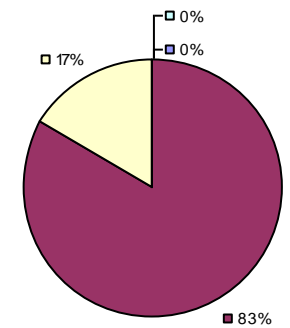
*Local measures results not shown due to suppression\**



**Other Measures**



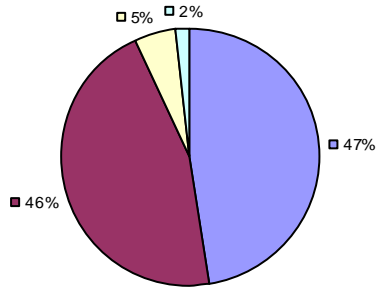
**Overall Composite**



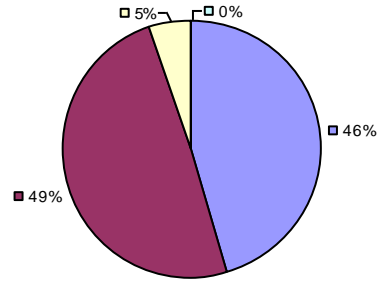
\* Data is suppressed if 100% of teachers/principals received the same rating or if the total teachers/principals in an LEA is less than five.

2013-14 TEACHER EVALUATION RESULTS

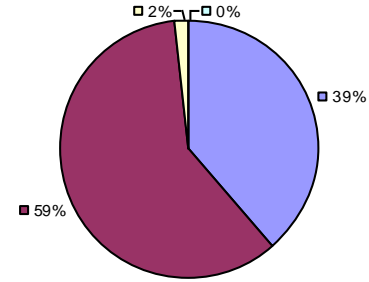
Student Growth



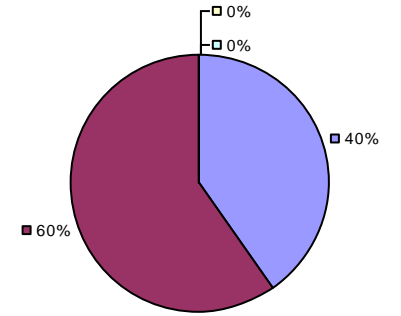
Local Measures



Other Measures



Overall Composite

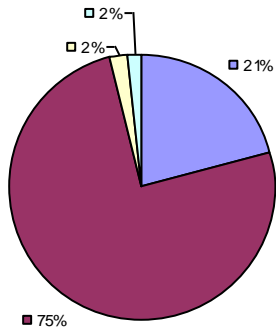


2013-14 PRINCIPAL EVALUATION RESULTS NOT SHOWN DUE TO SUPPRESSION\*

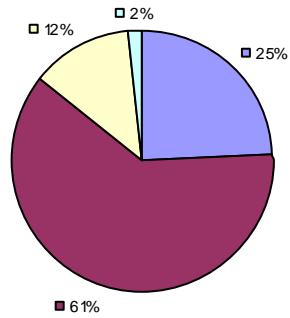
\* Data is suppressed if 100% of teachers/principals received the same rating or if the total teachers/principals in an LEA is less than five.

2013-14 TEACHER EVALUATION RESULTS

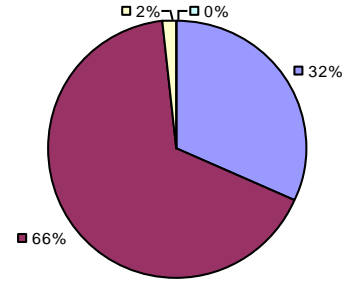
Student Growth



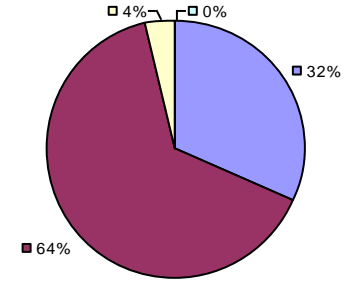
Local Measures



Other Measures



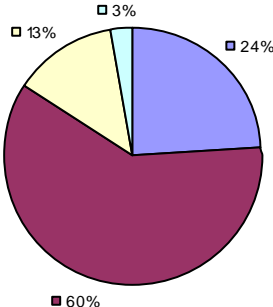
Overall Composite



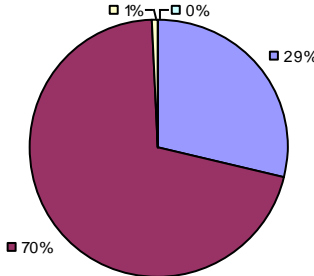
2013-14 PRINCIPAL EVALUATION RESULTS NOT SHOWN DUE TO SUPPRESSION\*

\* Data is suppressed if 100% of teachers/principals received the same rating or if the total teachers/principals in an LEA is less than five.

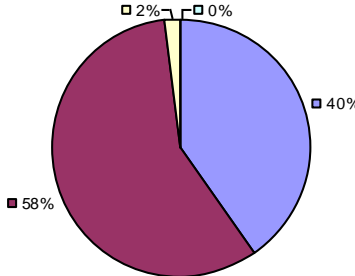
Student Growth



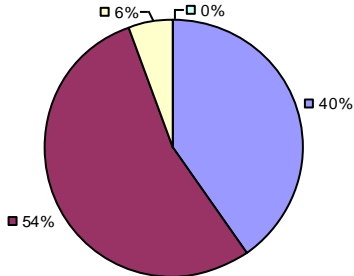
Local Measures



Other Measures



Overall Composite

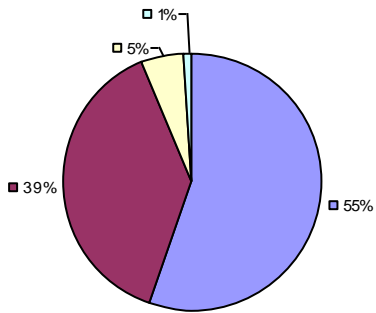


2013-14 PRINCIPAL EVALUATION RESULTS NOT SHOWN DUE TO SUPPRESSION\*

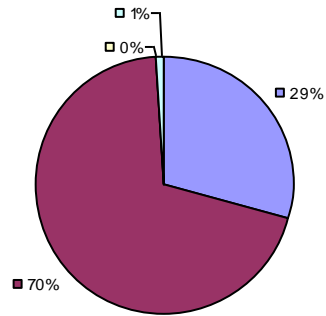
\* Data is suppressed if 100% of teachers/principals received the same rating or if the total teachers/principals in an LEA is less than five.



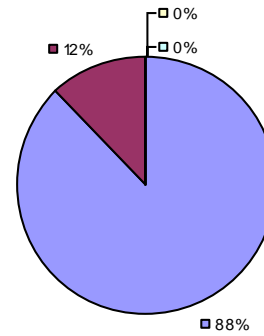
**Student Growth**



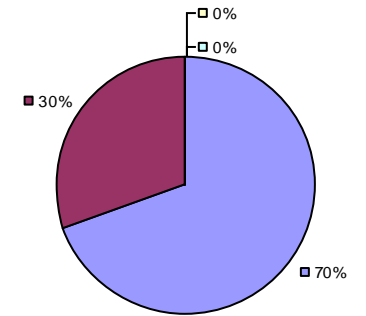
**Local Measures**



**Other Measures**



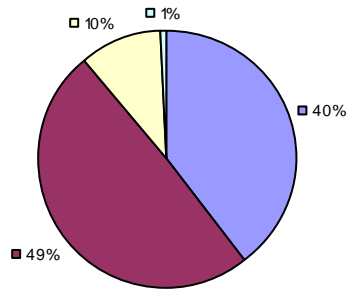
**Overall Composite**



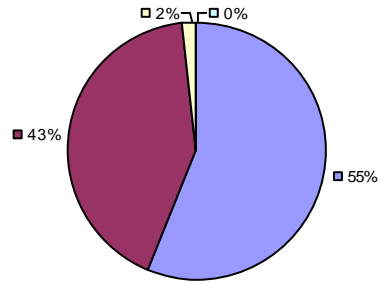
**2013-14 PRINCIPAL EVALUATION RESULTS NOT SHOWN DUE TO SUPPRESSION\***

\* Data is suppressed if 100% of teachers/principals received the same rating or if the total teachers/principals in an LEA is less than five.

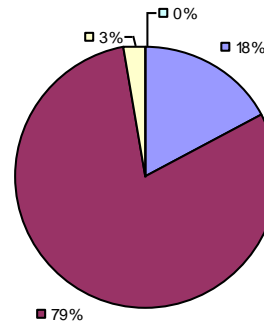
Student Growth



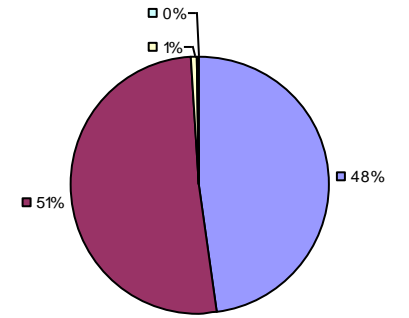
Local Measures



Other Measures

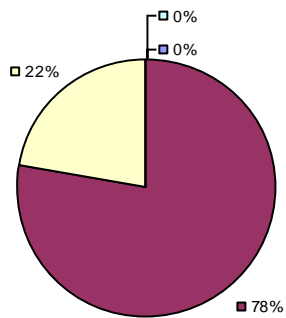


Overall Composite

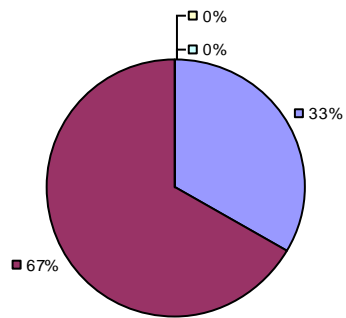


2013-14 PRINCIPAL EVALUATION RESULTS

Student Growth

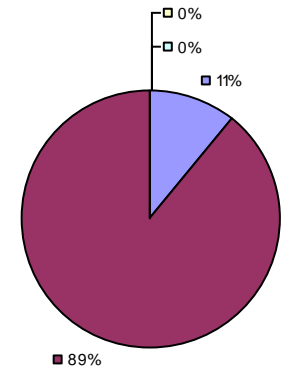


Local Measures



Other measures results not shown due to suppression\*

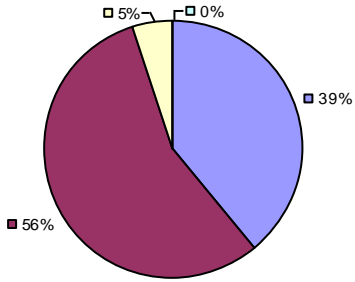
Overall Composite



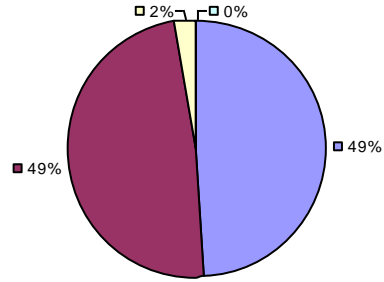
\* Data is suppressed if 100% of teachers/principals received the same rating or if the total teachers/principals in an LEA is less than five.

2013-14 TEACHER EVALUATION RESULTS

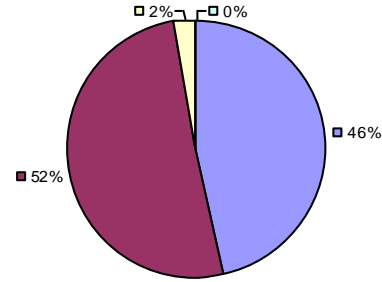
Student Growth



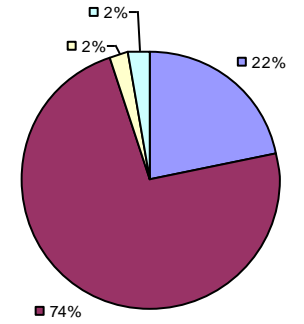
Local Measures



Other Measures



Overall Composite

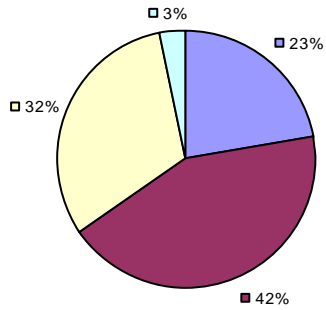


2013-14 PRINCIPAL EVALUATION RESULTS NOT SHOWN DUE TO SUPPRESSION\*

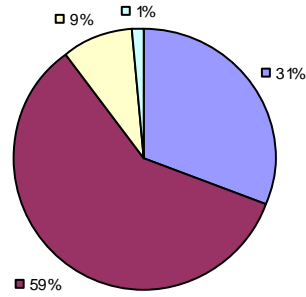
\* Data is suppressed if 100% of teachers/principals received the same rating or if the total teachers/principals in an LEA is less than five.

2013-14 TEACHER EVALUATION RESULTS

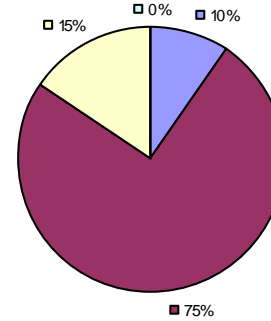
Student Growth



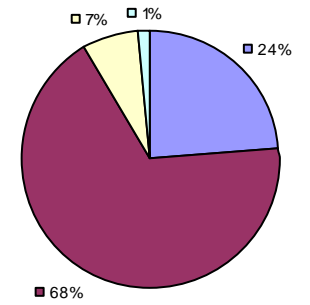
Local Measures



Other Measures



Overall Composite

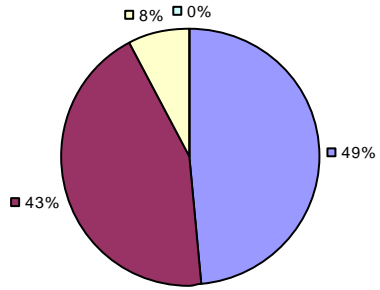


2013-14 PRINCIPAL EVALUATION RESULTS NOT SHOWN DUE TO SUPPRESSION\*

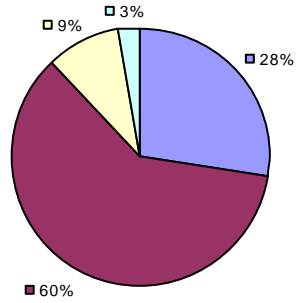
\* Data is suppressed if 100% of teachers/principals received the same rating or if the total teachers/principals in an LEA is less than five.

2013-14 TEACHER EVALUATION RESULTS

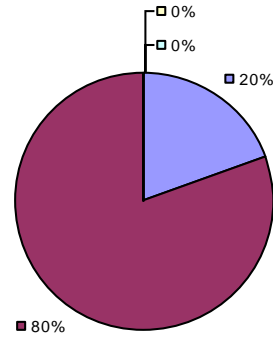
Student Growth



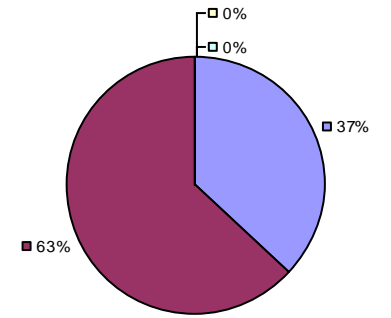
Local Measures



Other Measures



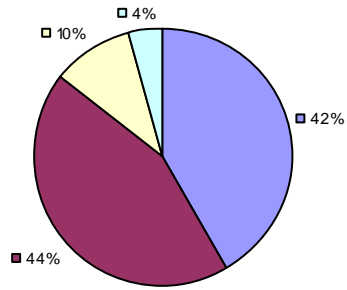
Overall Composite



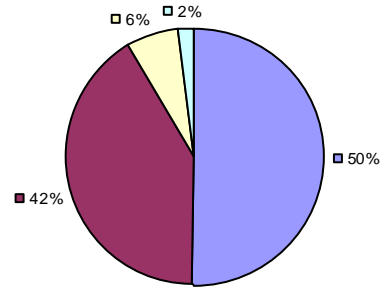
2013-14 PRINCIPAL EVALUATION RESULTS NOT SHOWN DUE TO SUPPRESSION\*

\* Data is suppressed if 100% of teachers/principals received the same rating or if the total teachers/principals in an LEA is less than five.

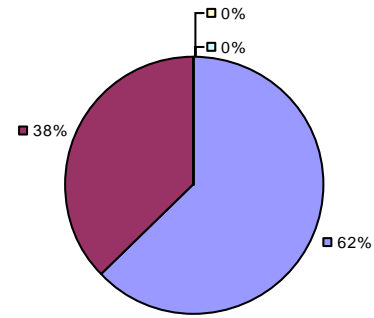
Student Growth



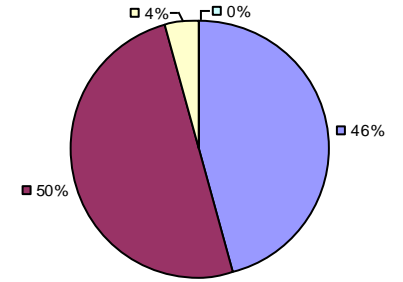
Local Measures



Other Measures



Overall Composite

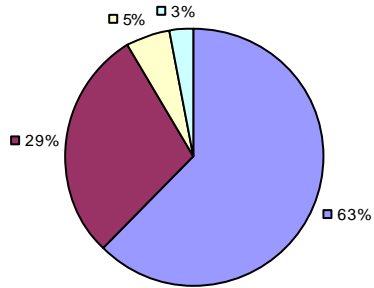


2013-14 PRINCIPAL EVALUATION RESULTS NOT SHOWN DUE TO SUPPRESSION\*

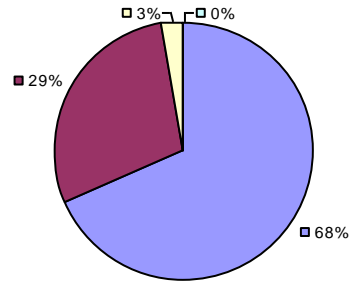
\* Data is suppressed if 100% of teachers/principals received the same rating or if the total teachers/principals in an LEA is less than five.

2013-14 TEACHER EVALUATION RESULTS

Student Growth

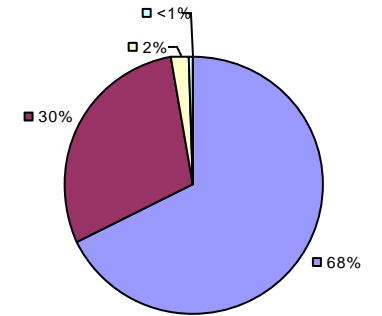


Local Measures



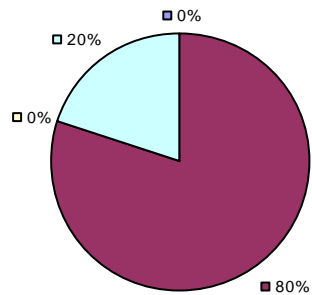
Other measures results not shown due to suppression\*

Overall Composite



2013-14 PRINCIPAL EVALUATION RESULTS

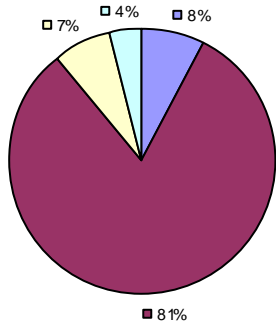
Student Growth



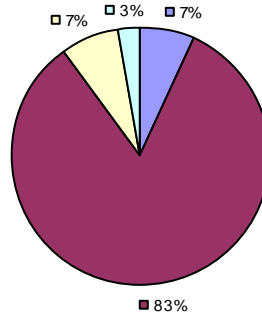
Local measures results not shown due to suppression\* Other measures results not shown due to suppression\* Overall composite not shown due to suppression\*

\* Data is suppressed if 100% of teachers/principals received the same rating or if the total teachers/principals in an LEA is less than five.

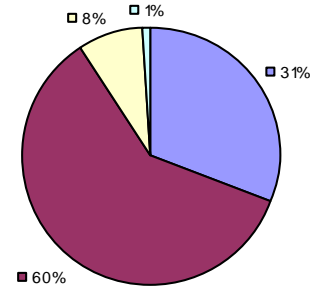
Student Growth



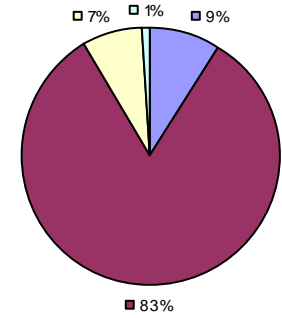
Local Measures



Other Measures

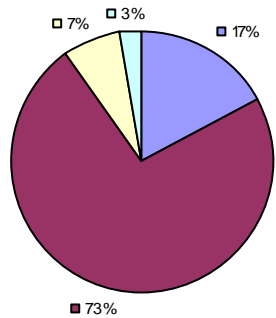


Overall Composite

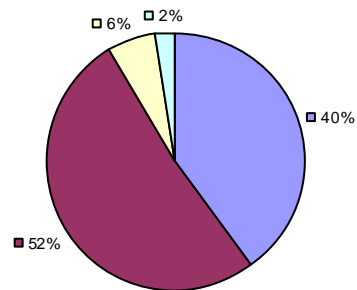


2013-14 PRINCIPAL EVALUATION RESULTS

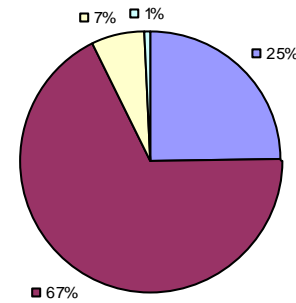
Student Growth



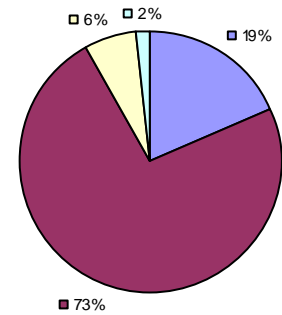
Local Measures



Other Measures



Overall Composite

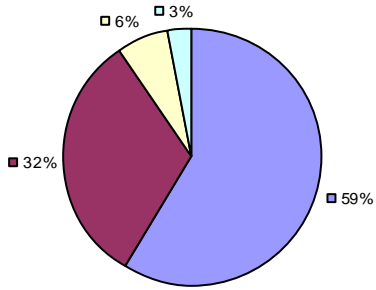


\* Data is suppressed if 100% of teachers/principals received the same rating or if the total teachers/principals in an LEA is less than five.

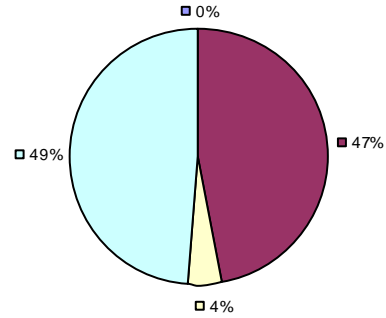


2013-14 TEACHER EVALUATION RESULTS

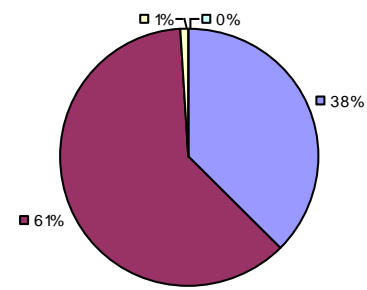
Student Growth



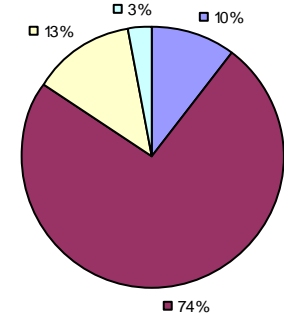
Local Measures



Other Measures



Overall Composite

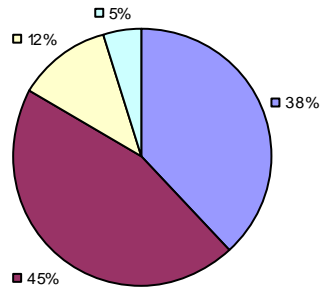


2013-14 PRINCIPAL EVALUATION RESULTS NOT SHOWN DUE TO SUPPRESSION\*

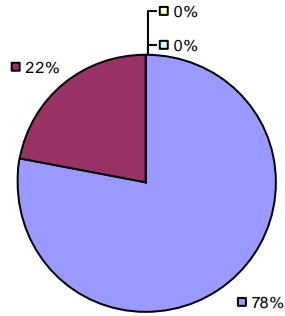
\* Data is suppressed if 100% of teachers/principals received the same rating or if the total teachers/principals in an LEA is less than five.

2013-14 TEACHER EVALUATION RESULTS

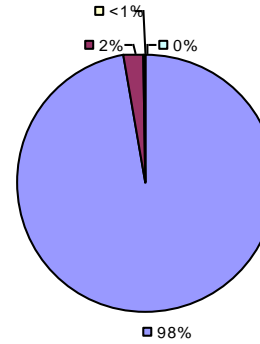
Student Growth



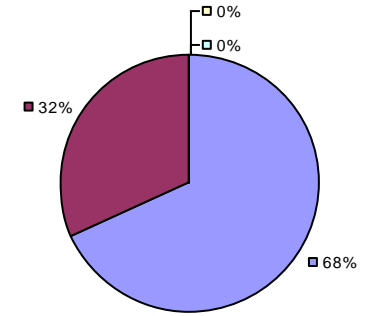
Local Measures



Other Measures

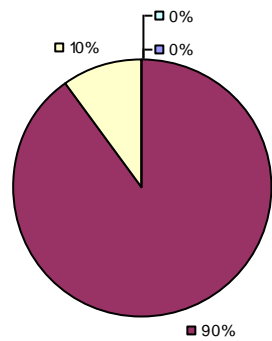


Overall Composite

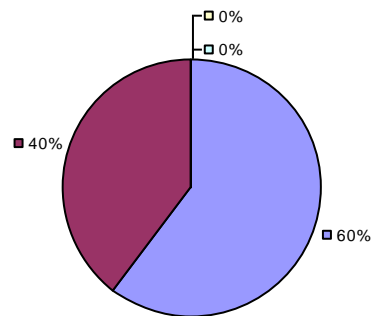


2013-14 PRINCIPAL EVALUATION RESULTS

Student Growth

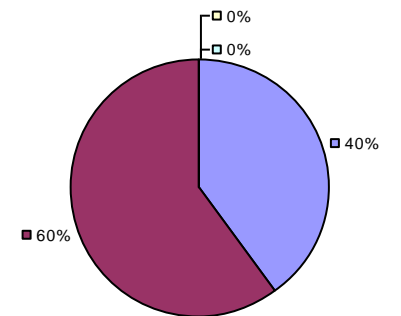


Local Measures



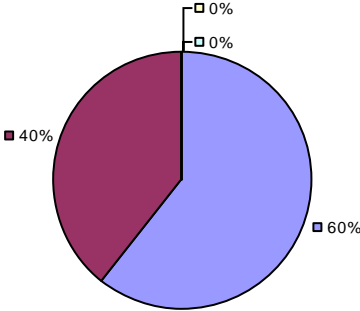
Other measures results not shown due to suppression\*

Overall Composite

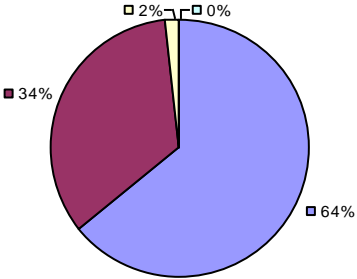


\* Data is suppressed if 100% of teachers/principals received the same rating or if the total teachers/principals in an LEA is less than five.

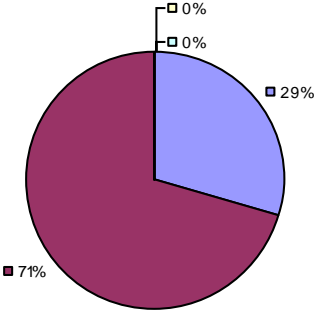
Student Growth



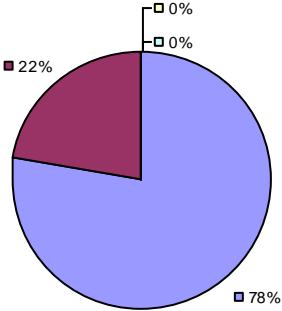
Local Measures



Other Measures



Overall Composite

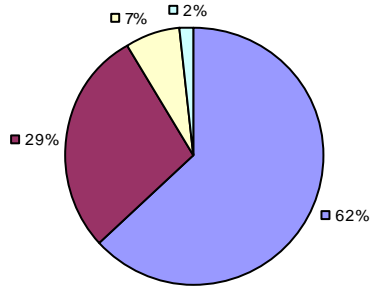


2013-14 PRINCIPAL EVALUATION RESULTS NOT SHOWN DUE TO SUPPRESSION\*

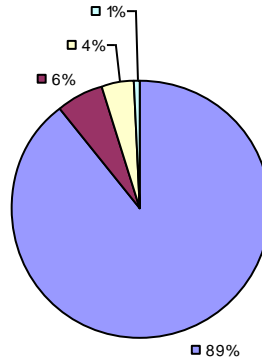
\* Data is suppressed if 100% of teachers/principals received the same rating or if the total teachers/principals in an LEA is less than five.

2013-14 TEACHER EVALUATION RESULTS

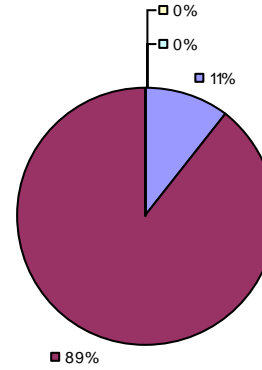
Student Growth



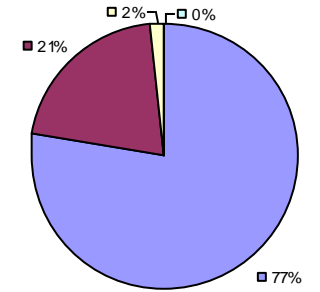
Local Measures



Other Measures

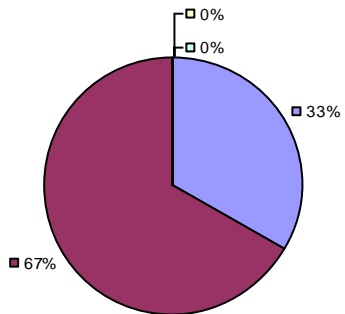


Overall Composite

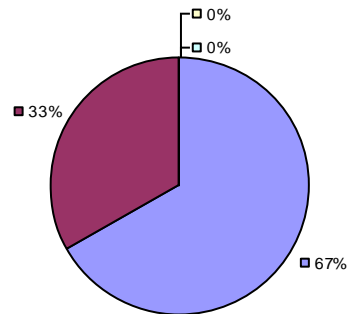


2013-14 PRINCIPAL EVALUATION RESULTS

Student Growth

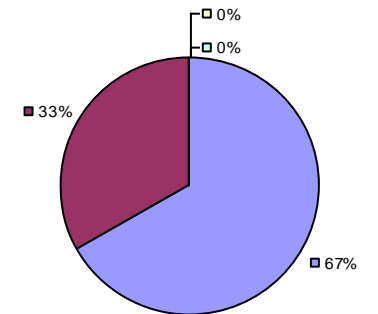


Local Measures



Other measures results not shown due to suppression\*

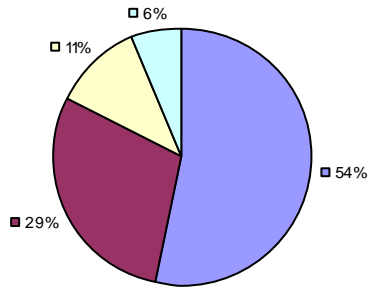
Overall Composite



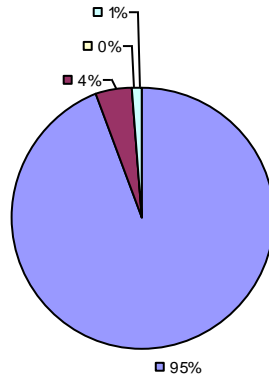
\* Data is suppressed if 100% of teachers/principals received the same rating or if the total teachers/principals in an LEA is less than five.

2013-14 TEACHER EVALUATION RESULTS

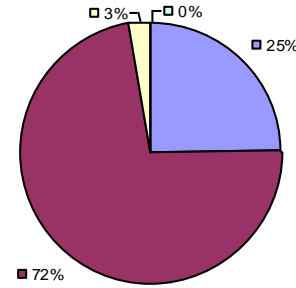
Student Growth



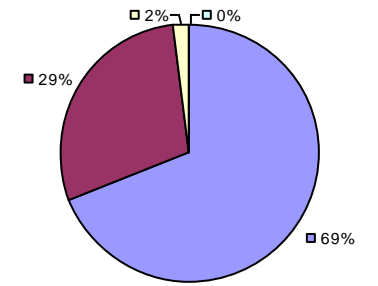
Local Measures



Other Measures



Overall Composite

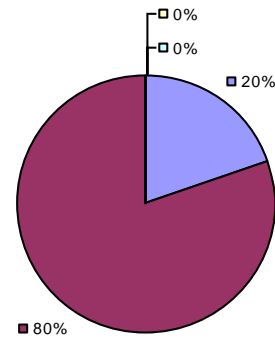


2013-14 PRINCIPAL EVALUATION RESULTS

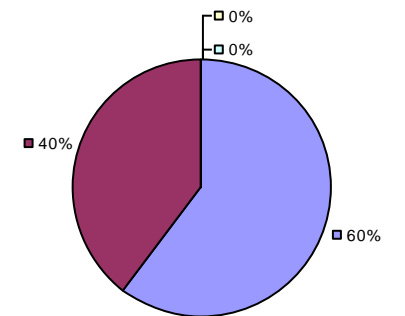
Student growth results not shown due to suppression\*

Local measures results not shown due to suppression\*

Other Measures



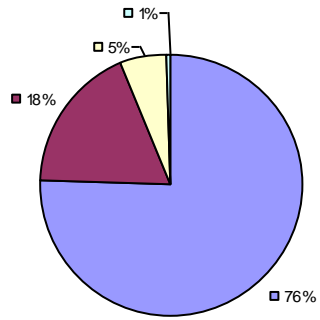
Overall Composite



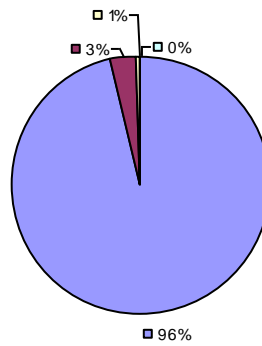
\* Data is suppressed if 100% of teachers/principals received the same rating or if the total teachers/principals in an LEA is less than five.

2013-14 TEACHER EVALUATION RESULTS

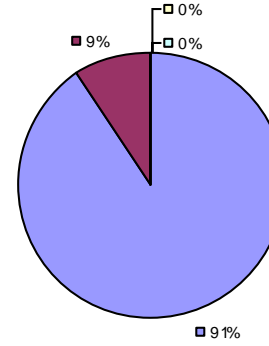
Student Growth



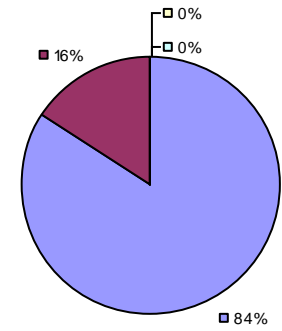
Local Measures



Other Measures

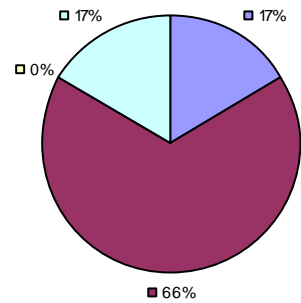


Overall Composite

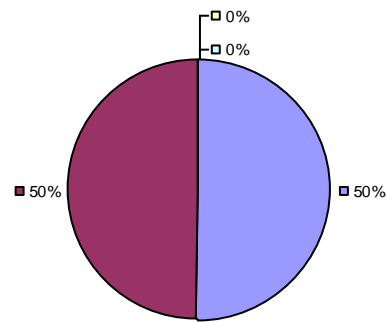


2013-14 PRINCIPAL EVALUATION RESULTS

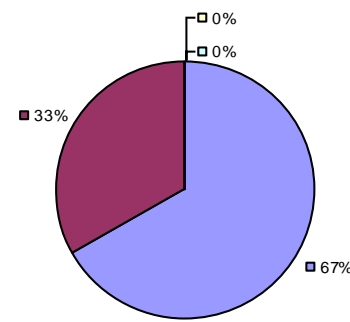
Student Growth



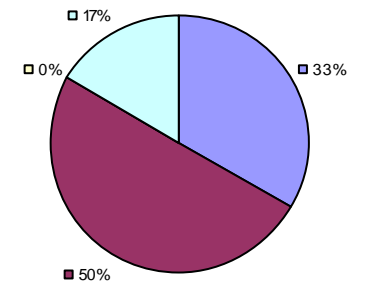
Local Measures



Other Measures



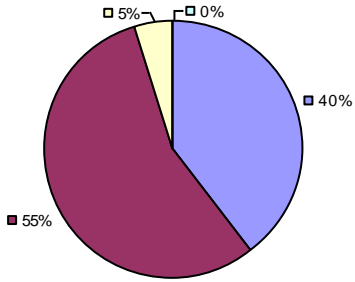
Overall Composite



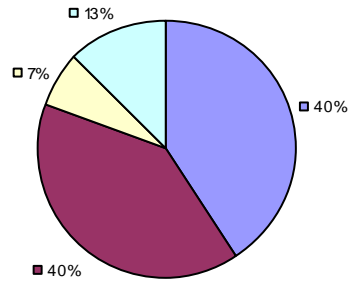
\* Data is suppressed if 100% of teachers/principals received the same rating or if the total teachers/principals in an LEA is less than five.

2013-14 TEACHER EVALUATION RESULTS

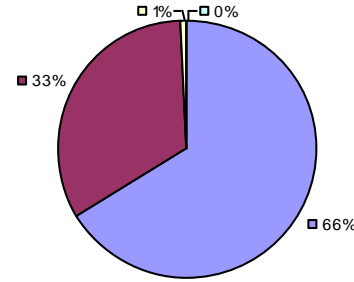
Student Growth



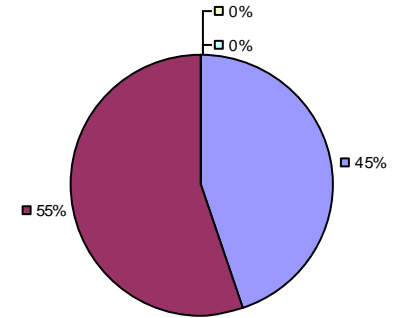
Local Measures



Other Measures



Overall Composite

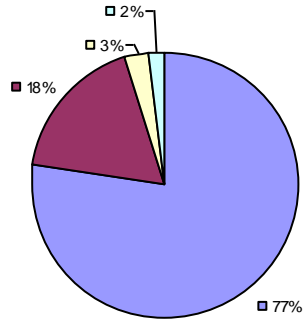


2013-14 PRINCIPAL EVALUATION RESULTS NOT SHOWN DUE TO SUPPRESSION\*

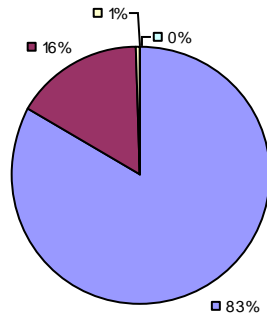
\* Data is suppressed if 100% of teachers/principals received the same rating or if the total teachers/principals in an LEA is less than five.

2013-14 TEACHER EVALUATION RESULTS

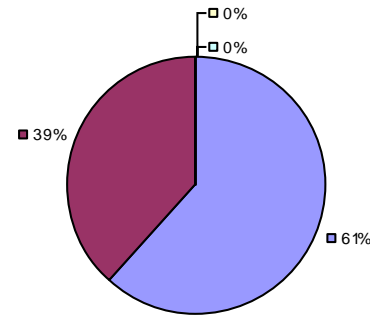
Student Growth



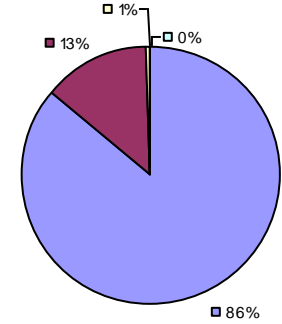
Local Measures



Other Measures

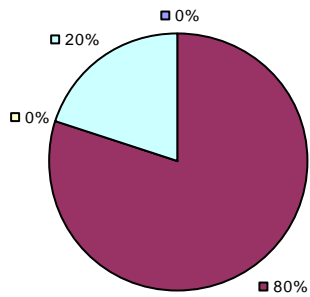


Overall Composite

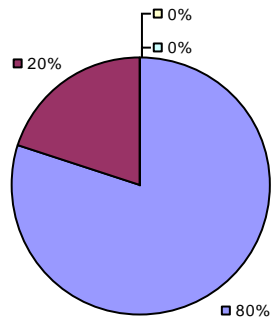


2013-14 PRINCIPAL EVALUATION RESULTS

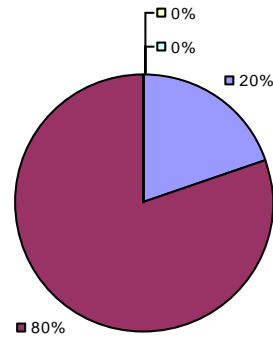
Student Growth



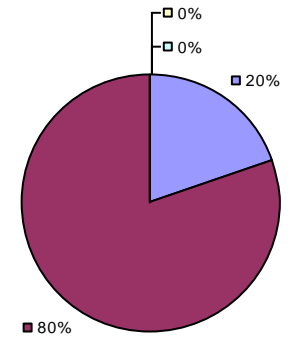
Local Measures



Other Measures



Overall Composite

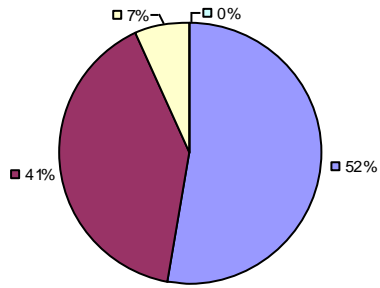


\* Data is suppressed if 100% of teachers/principals received the same rating or if the total teachers/principals in an LEA is less than five.

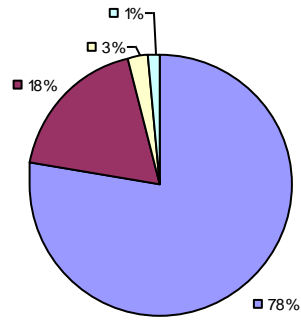


2013-14 TEACHER EVALUATION RESULTS

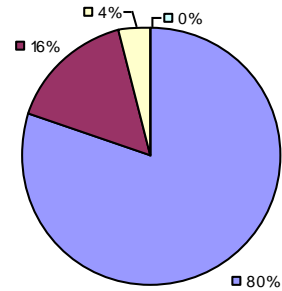
Student Growth



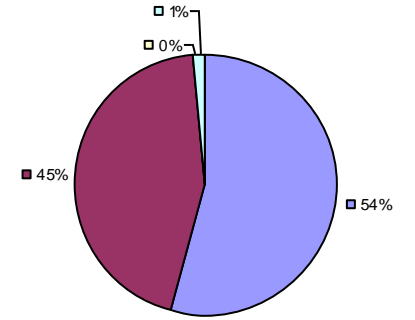
Local Measures



Other Measures



Overall Composite

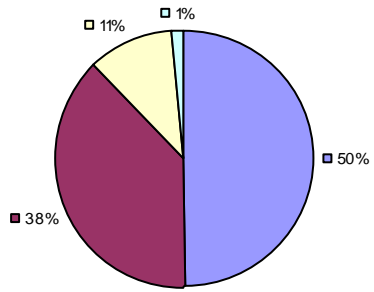


2013-14 PRINCIPAL EVALUATION RESULTS NOT SHOWN DUE TO SUPPRESSION\*

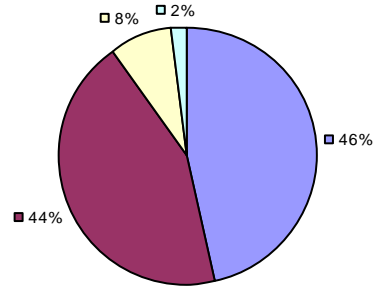
\* Data is suppressed if 100% of teachers/principals received the same rating or if the total teachers/principals in an LEA is less than five.

2013-14 TEACHER EVALUATION RESULTS

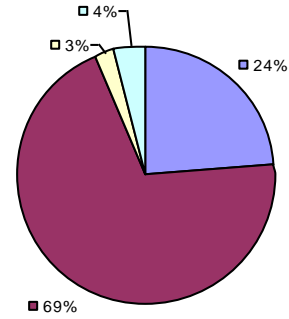
Student Growth



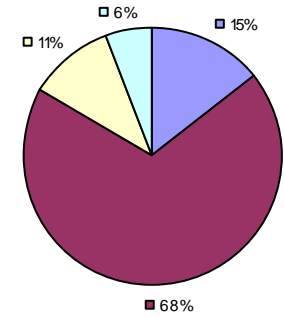
Local Measures



Other Measures

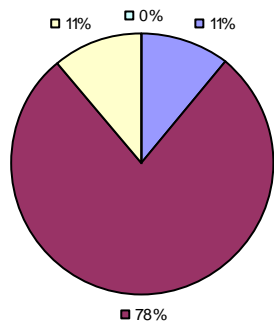


Overall Composite

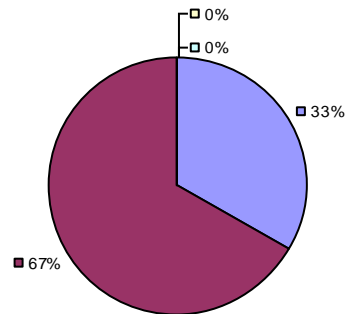


2013-14 PRINCIPAL EVALUATION RESULTS

Student Growth

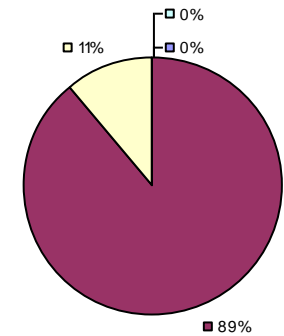


Local Measures



Other measures results not shown due to suppression\*

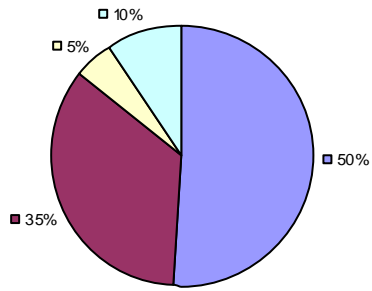
Overall Composite



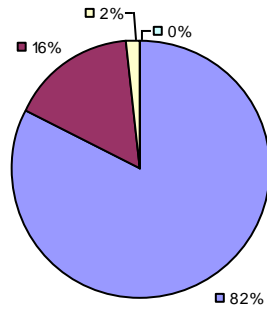
\* Data is suppressed if 100% of teachers/principals received the same rating or if the total teachers/principals in an LEA is less than five.

2013-14 TEACHER EVALUATION RESULTS

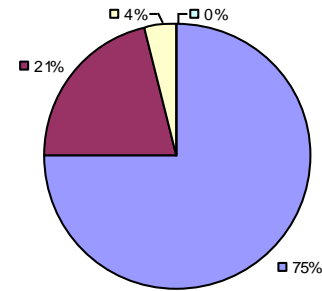
Student Growth



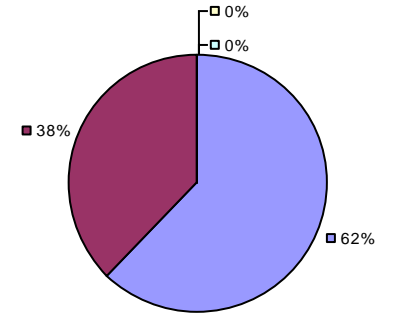
Local Measures



Other Measures



Overall Composite

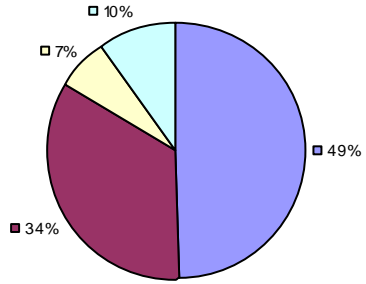


2013-14 PRINCIPAL EVALUATION RESULTS NOT SHOWN DUE TO SUPPRESSION\*

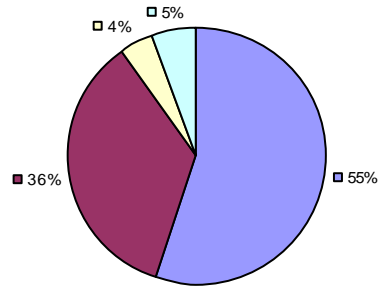
\* Data is suppressed if 100% of teachers/principals received the same rating or if the total teachers/principals in an LEA is less than five.

2013-14 TEACHER EVALUATION RESULTS

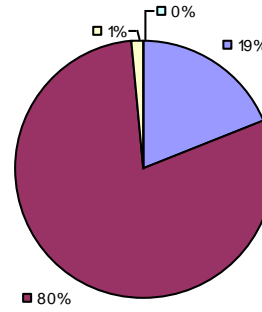
Student Growth



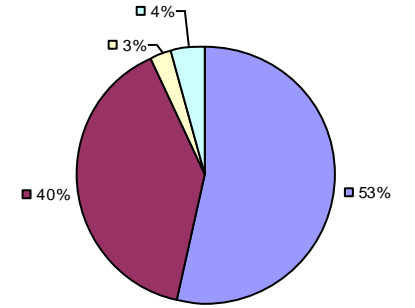
Local Measures



Other Measures



Overall Composite

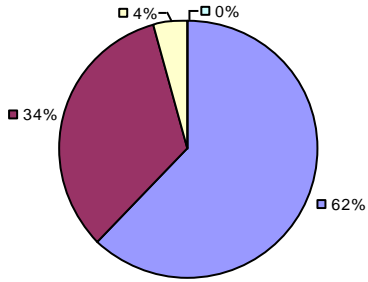


2013-14 PRINCIPAL EVALUATION RESULTS NOT SHOWN DUE TO SUPPRESSION\*

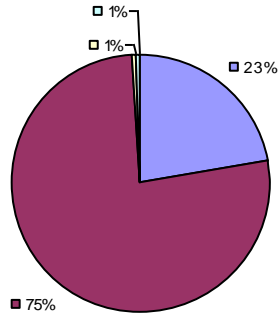
\* Data is suppressed if 100% of teachers/principals received the same rating or if the total teachers/principals in an LEA is less than five.

2013-14 TEACHER EVALUATION RESULTS

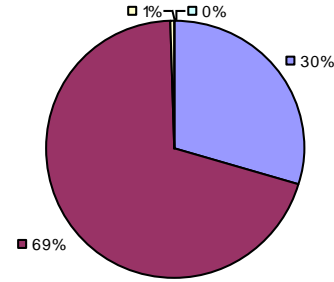
Student Growth



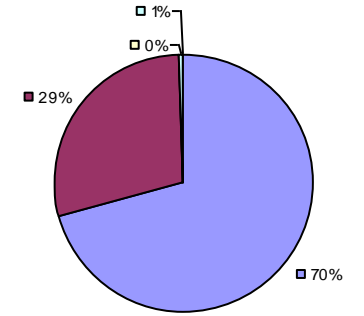
Local Measures



Other Measures

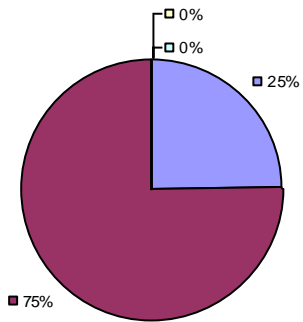


Overall Composite

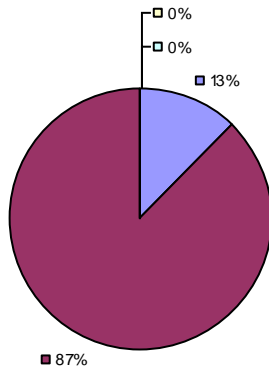


2013-14 PRINCIPAL EVALUATION RESULTS

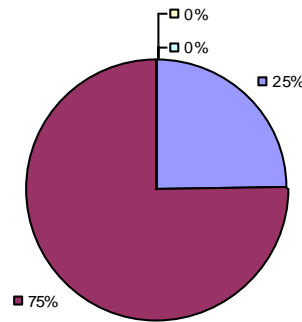
Student Growth



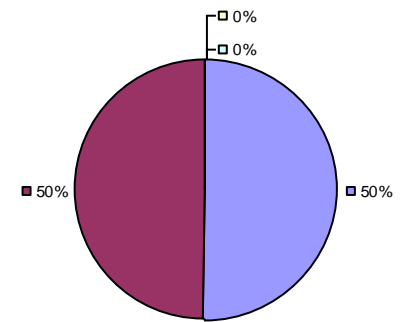
Local Measures



Other Measures



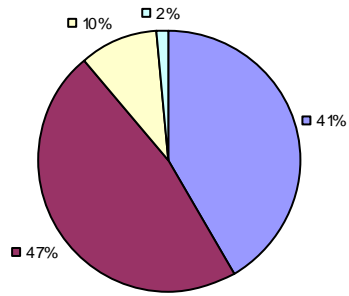
Overall Composite



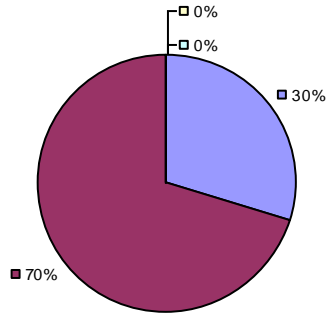
\* Data is suppressed if 100% of teachers/principals received the same rating or if the total teachers/principals in an LEA is less than five.

2013-14 TEACHER EVALUATION RESULTS

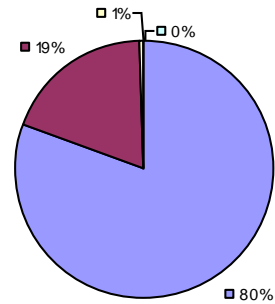
Student Growth



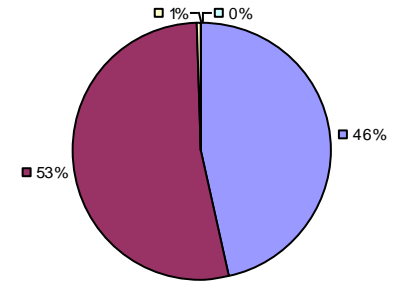
Local Measures



Other Measures

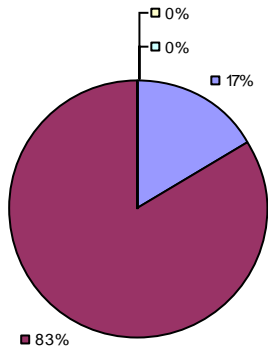


Overall Composite



2013-14 PRINCIPAL EVALUATION RESULTS

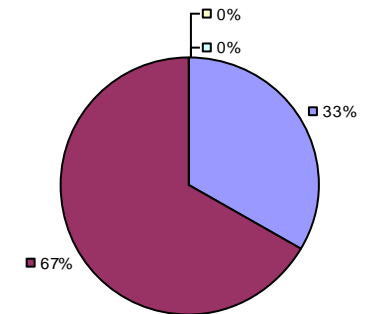
Student Growth



Local measures results not shown due to suppression\*

Other measures results not shown due to suppression\*

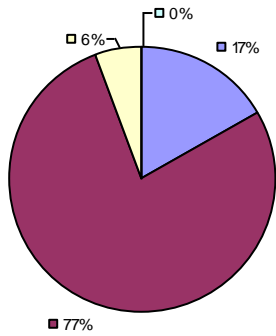
Overall Composite



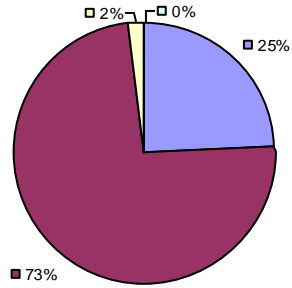
\* Data is suppressed if 100% of teachers/principals received the same rating or if the total teachers/principals in an LEA is less than five.

2013-14 TEACHER EVALUATION RESULTS

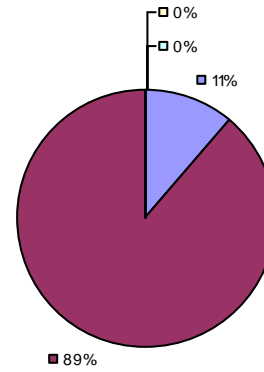
Student Growth



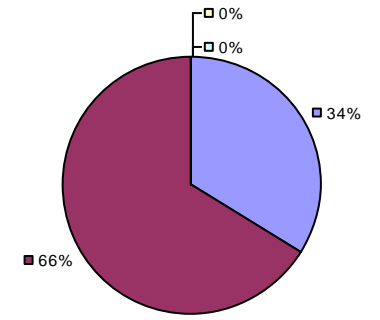
Local Measures



Other Measures



Overall Composite

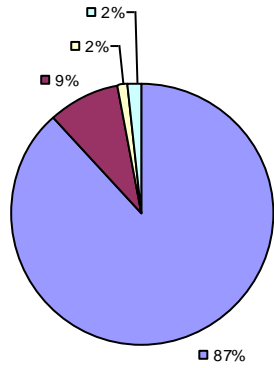


2013-14 PRINCIPAL EVALUATION RESULTS NOT SHOWN DUE TO SUPPRESSION\*

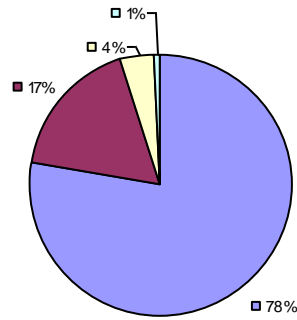
\* Data is suppressed if 100% of teachers/principals received the same rating or if the total teachers/principals in an LEA is less than five.

2013-14 TEACHER EVALUATION RESULTS

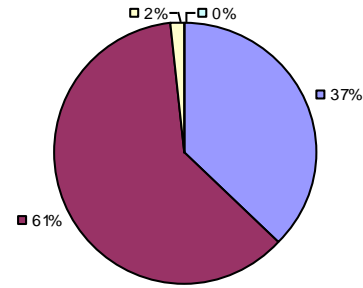
Student Growth



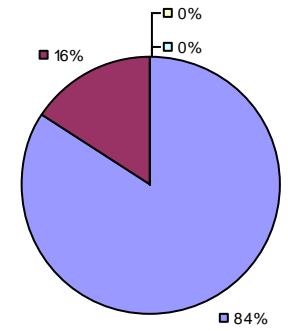
Local Measures



Other Measures

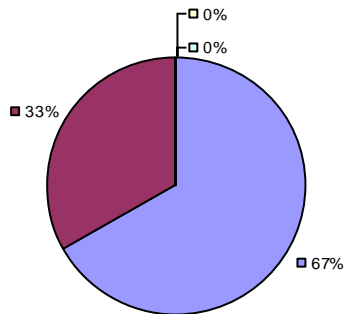


Overall Composite

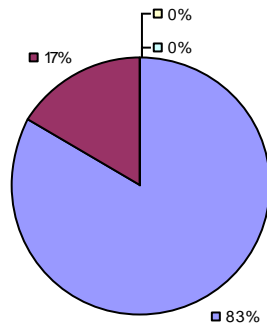


2013-14 PRINCIPAL EVALUATION RESULTS

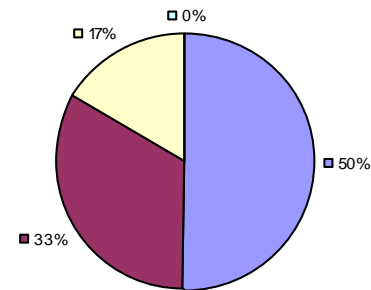
Student Growth



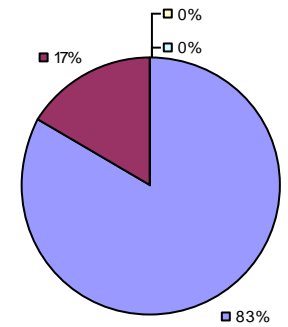
Local Measures



Other Measures



Overall Composite

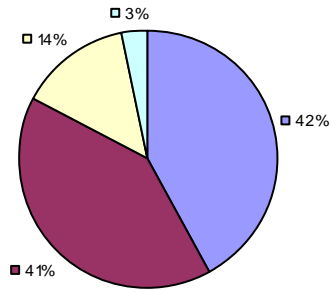


\* Data is suppressed if 100% of teachers/principals received the same rating or if the total teachers/principals in an LEA is less than five.

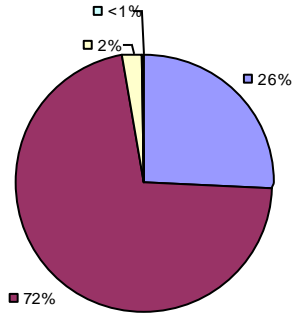


2013-14 TEACHER EVALUATION RESULTS

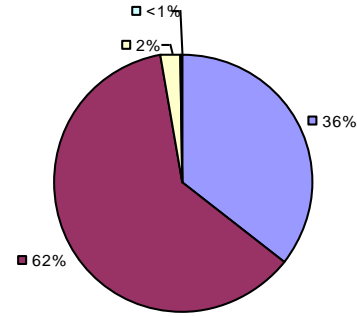
Student Growth



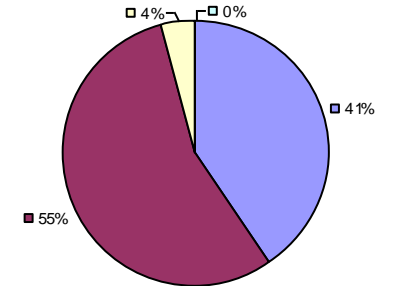
Local Measures



Other Measures

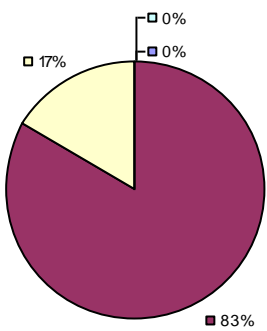


Overall Composite

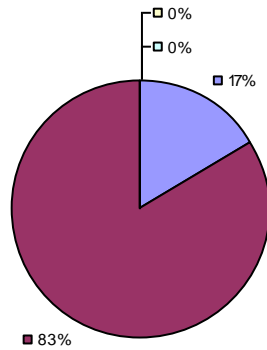


2013-14 PRINCIPAL EVALUATION RESULTS

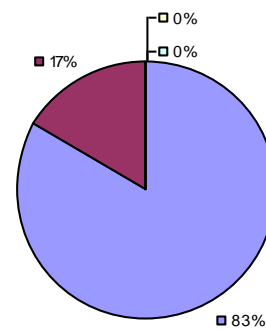
Student Growth



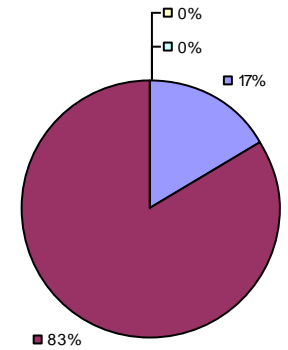
Local Measures



Other Measures



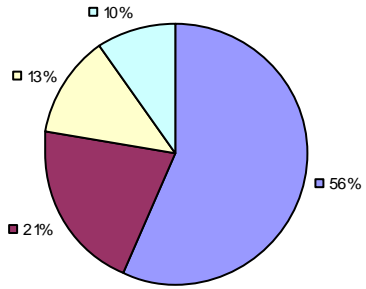
Overall Composite



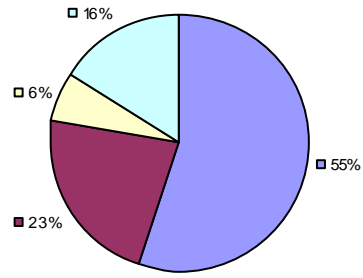
\* Data is suppressed if 100% of teachers/principals received the same rating or if the total teachers/principals in an LEA is less than five.

2013-14 TEACHER EVALUATION RESULTS

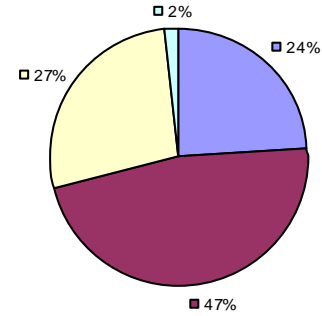
Student Growth



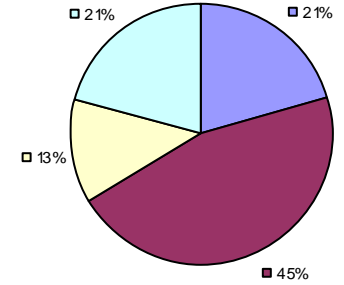
Local Measures



Other Measures



Overall Composite

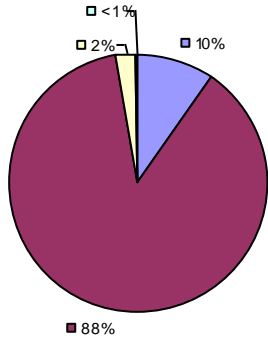


2013-14 PRINCIPAL EVALUATION RESULTS NOT SHOWN DUE TO SUPPRESSION\*

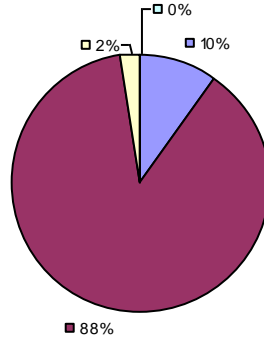
\* Data is suppressed if 100% of teachers/principals received the same rating or if the total teachers/principals in an LEA is less than five.

2013-14 TEACHER EVALUATION RESULTS

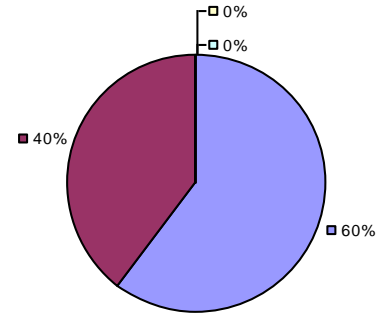
Student Growth



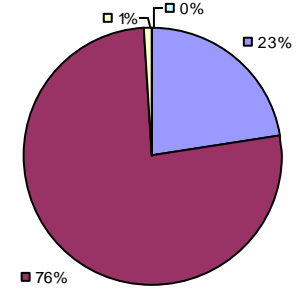
Local Measures



Other Measures

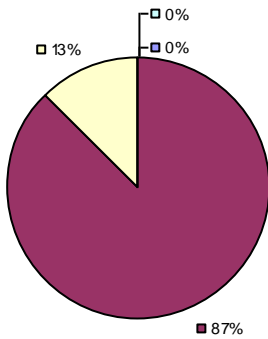


Overall Composite



2013-14 PRINCIPAL EVALUATION RESULTS

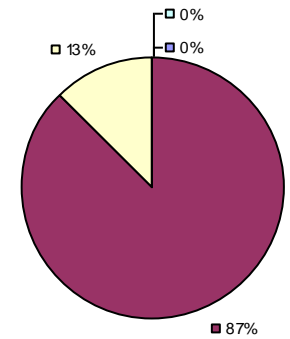
Student Growth



Local measures results not shown due to suppression\*

Other measures results not shown due to suppression\*

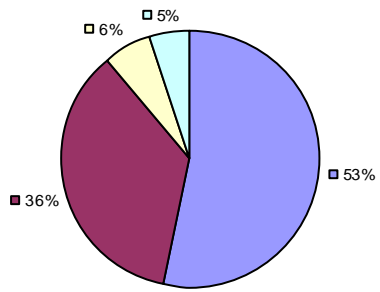
Overall Composite



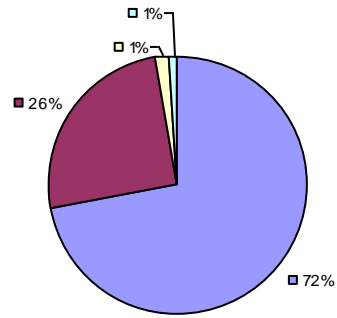
\* Data is suppressed if 100% of teachers/principals received the same rating or if the total teachers/principals in an LEA is less than five.

2013-14 TEACHER EVALUATION RESULTS

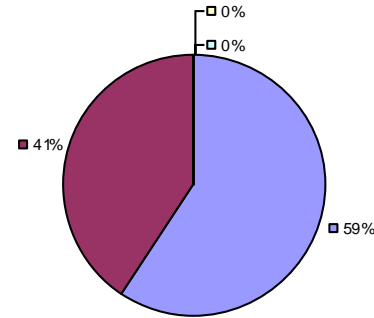
Student Growth



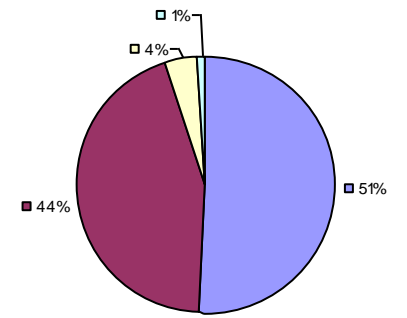
Local Measures



Other Measures



Overall Composite

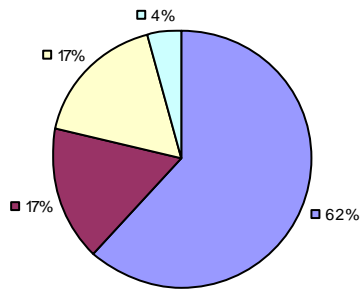


2013-14 PRINCIPAL EVALUATION RESULTS NOT SHOWN DUE TO SUPPRESSION\*

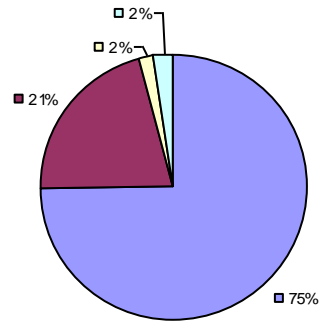
\* Data is suppressed if 100% of teachers/principals received the same rating or if the total teachers/principals in an LEA is less than five.

2013-14 TEACHER EVALUATION RESULTS

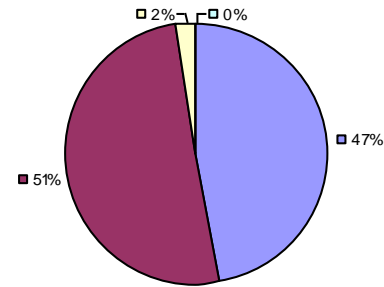
Student Growth



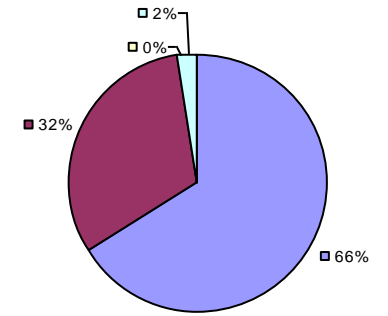
Local Measures



Other Measures



Overall Composite



2013-14 PRINCIPAL EVALUATION RESULTS NOT SHOWN DUE TO SUPPRESSION\*

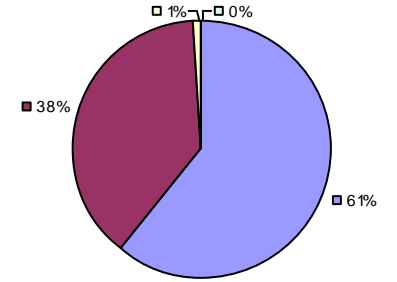
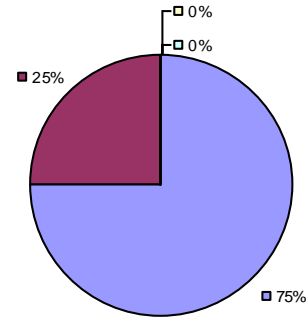
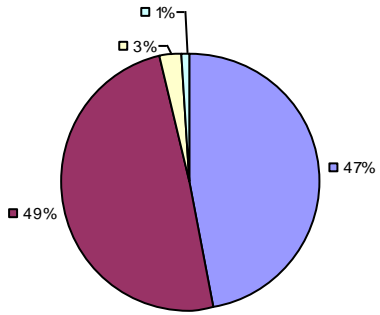
\* Data is suppressed if 100% of teachers/principals received the same rating or if the total teachers/principals in an LEA is less than five.

Student Growth

Local measures results not shown due to suppression\*

Other Measures

Overall Composite

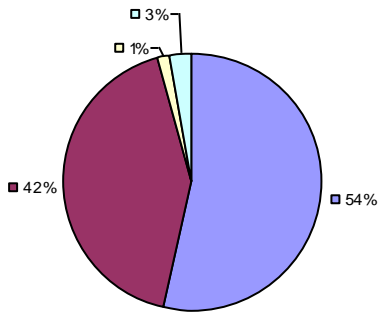


2013-14 PRINCIPAL EVALUATION RESULTS NOT SHOWN DUE TO SUPPRESSION\*

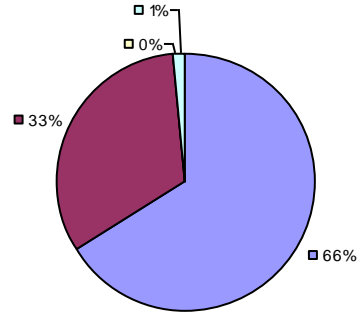
\* Data is suppressed if 100% of teachers/principals received the same rating or if the total teachers/principals in an LEA is less than five.

2013-14 TEACHER EVALUATION RESULTS

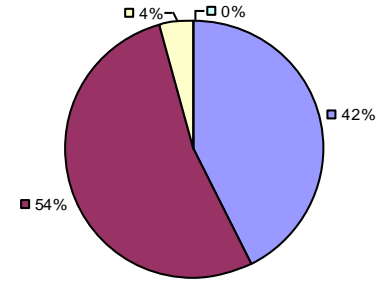
Student Growth



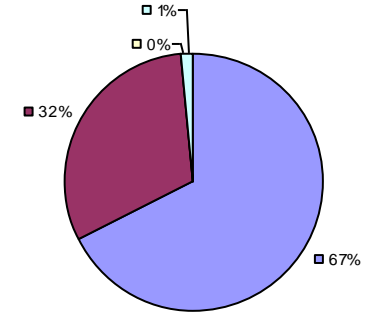
Local Measures



Other Measures



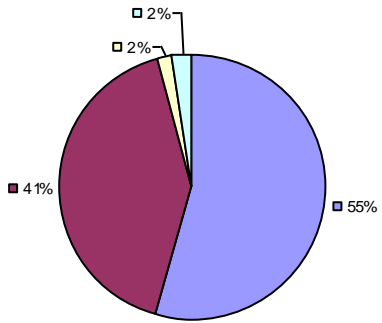
Overall Composite



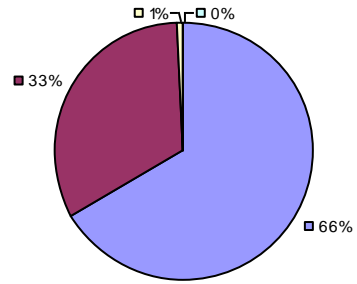
2013-14 PRINCIPAL EVALUATION RESULTS NOT SHOWN DUE TO SUPPRESSION\*

\* Data is suppressed if 100% of teachers/principals received the same rating or if the total teachers/principals in an LEA is less than five.

Student Growth

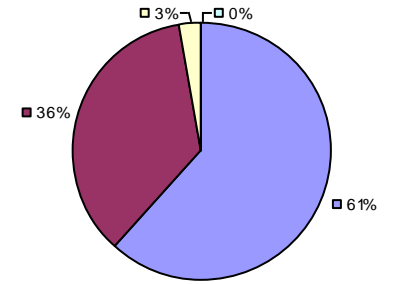


Local Measures



Other measures results not shown due to suppression\*

Overall Composite



2013-14 PRINCIPAL EVALUATION RESULTS NOT SHOWN DUE TO SUPPRESSION\*

\* Data is suppressed if 100% of teachers/principals received the same rating or if the total teachers/principals in an LEA is less than five.



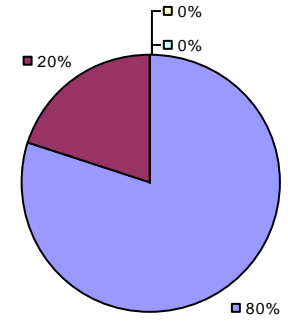
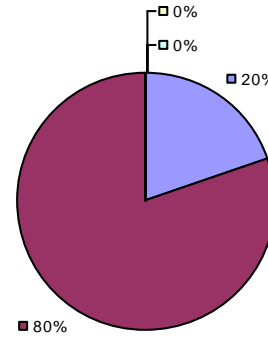
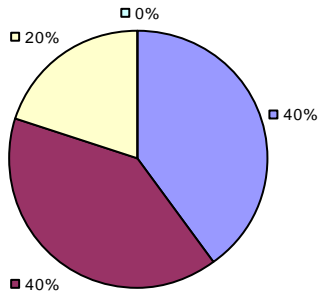
2013-14 TEACHER EVALUATION RESULTS

Student Growth

Local measures results not shown due to suppression\*

Other Measures

Overall Composite

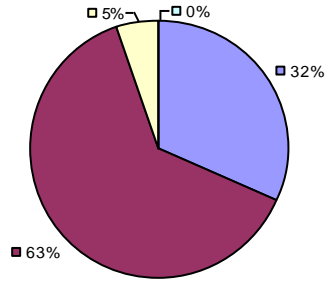


2013-14 PRINCIPAL EVALUATION RESULTS NOT SHOWN DUE TO SUPPRESSION\*

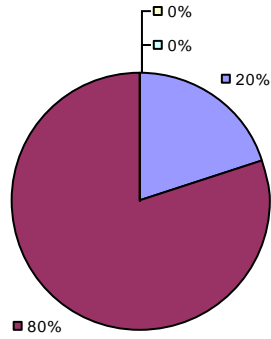
\* Data is suppressed if 100% of teachers/principals received the same rating or if the total teachers/principals in an LEA is less than five.

2013-14 TEACHER EVALUATION RESULTS

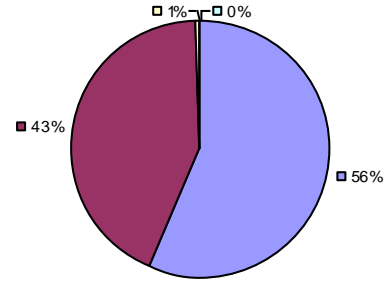
Student Growth



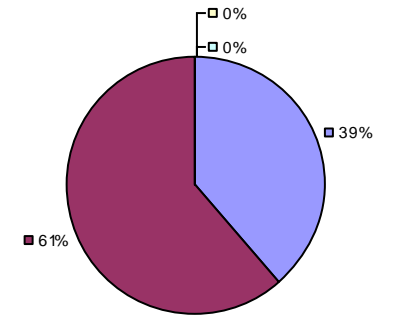
Local Measures



Other Measures



Overall Composite

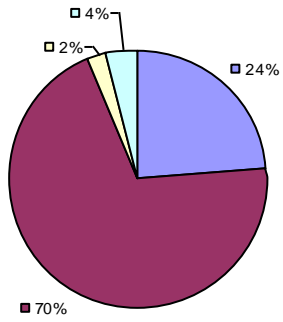


2013-14 PRINCIPAL EVALUATION RESULTS NOT SHOWN DUE TO SUPPRESSION\*

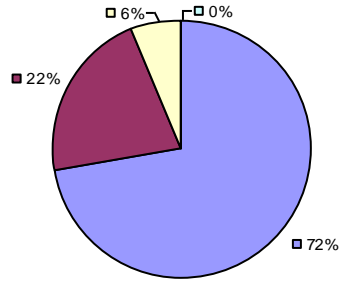
\* Data is suppressed if 100% of teachers/principals received the same rating or if the total teachers/principals in an LEA is less than five.

2013-14 TEACHER EVALUATION RESULTS

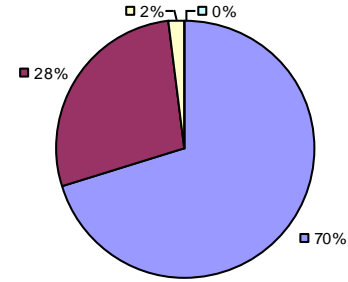
Student Growth



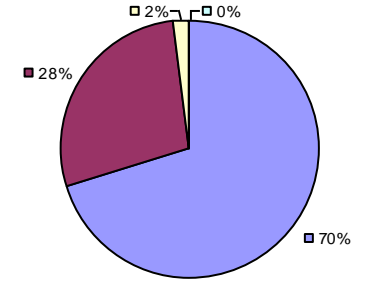
Local Measures



Other Measures



Overall Composite



2013-14 PRINCIPAL EVALUATION RESULTS NOT SHOWN DUE TO SUPPRESSION\*

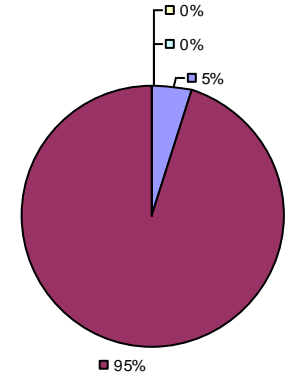
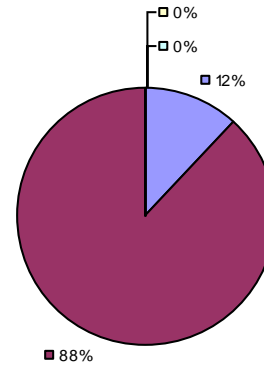
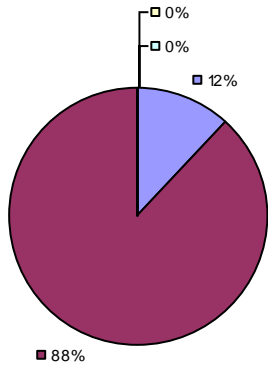
\* Data is suppressed if 100% of teachers/principals received the same rating or if the total teachers/principals in an LEA is less than five.

Student Growth

Local measures results not shown due to suppression\*

Other Measures

Overall Composite

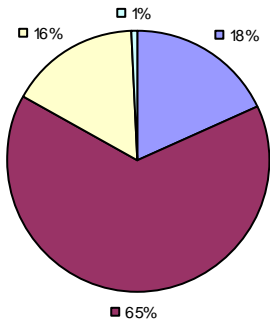


2013-14 PRINCIPAL EVALUATION RESULTS NOT SHOWN DUE TO SUPPRESSION\*

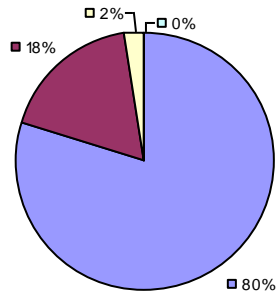
\* Data is suppressed if 100% of teachers/principals received the same rating or if the total teachers/principals in an LEA is less than five.

2013-14 TEACHER EVALUATION RESULTS

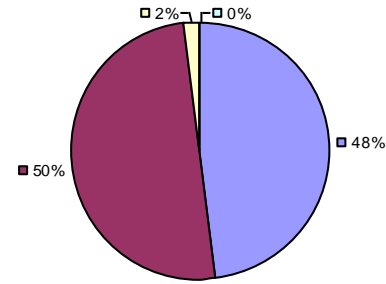
Student Growth



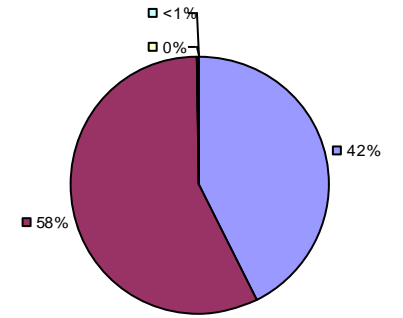
Local Measures



Other Measures

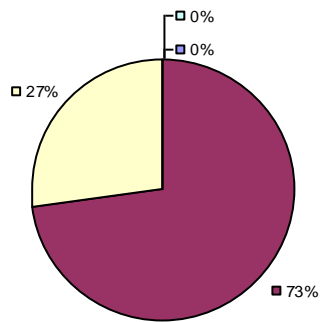


Overall Composite



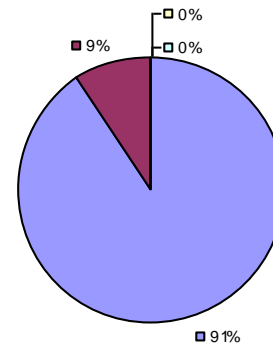
2013-14 PRINCIPAL EVALUATION RESULTS

Student Growth

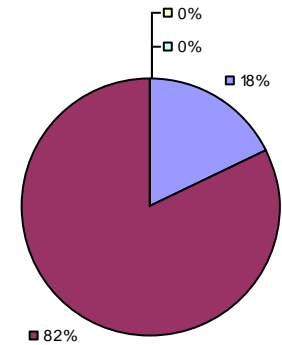


Local measures results not shown due to suppression\*

Other Measures



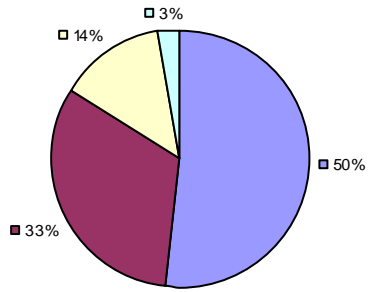
Overall Composite



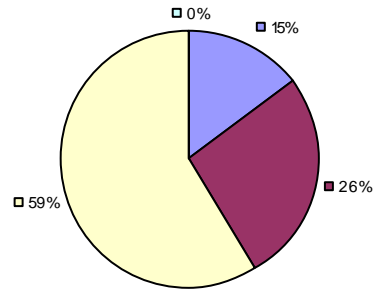
\* Data is suppressed if 100% of teachers/principals received the same rating or if the total teachers/principals in an LEA is less than five.

2013-14 TEACHER EVALUATION RESULTS

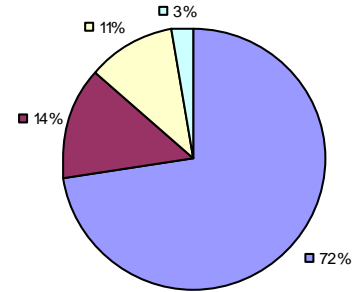
Student Growth



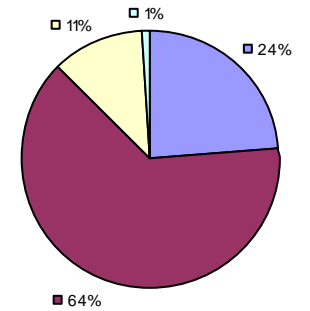
Local Measures



Other Measures



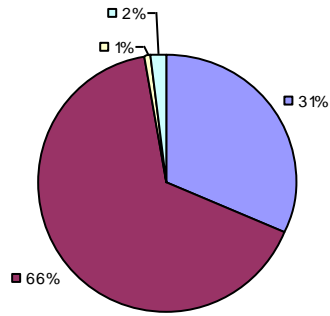
Overall Composite



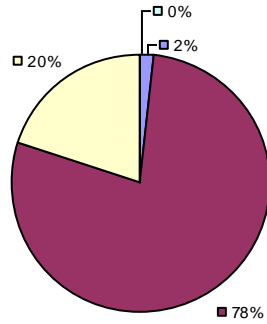
2013-14 PRINCIPAL EVALUATION RESULTS NOT SHOWN DUE TO SUPPRESSION\*

\* Data is suppressed if 100% of teachers/principals received the same rating or if the total teachers/principals in an LEA is less than five.

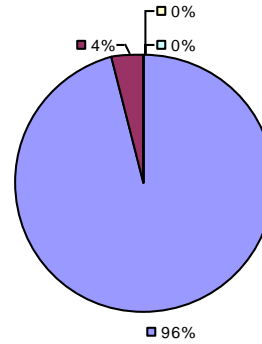
Student Growth



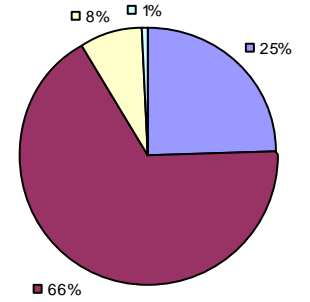
Local Measures



Other Measures



Overall Composite

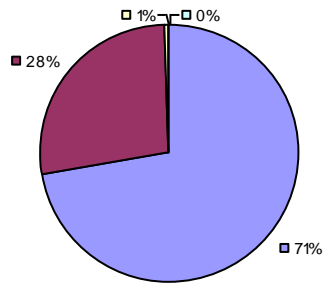


2013-14 PRINCIPAL EVALUATION RESULTS NOT SHOWN DUE TO SUPPRESSION\*

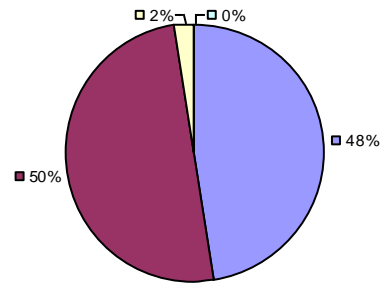
\* Data is suppressed if 100% of teachers/principals received the same rating or if the total teachers/principals in an LEA is less than five.

2013-14 TEACHER EVALUATION RESULTS

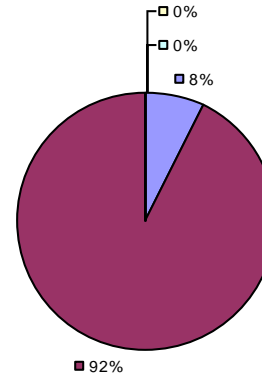
Student Growth



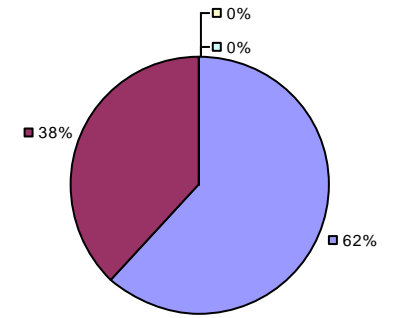
Local Measures



Other Measures



Overall Composite



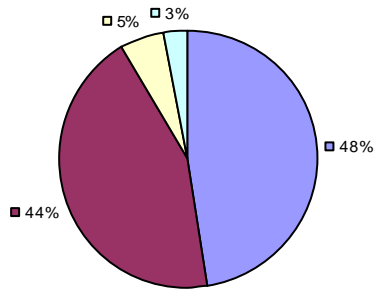
2013-14 PRINCIPAL EVALUATION RESULTS NOT SUBMITTED

\* Data is suppressed if 100% of teachers/principals received the same rating or if the total teachers/principals in an LEA is less than five.

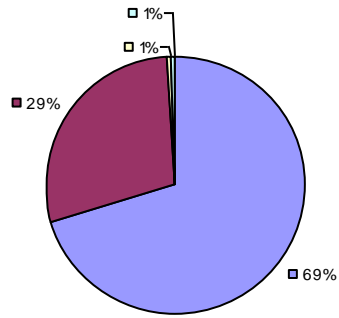


2013-14 TEACHER EVALUATION RESULTS

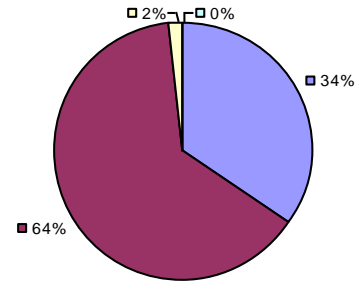
Student Growth



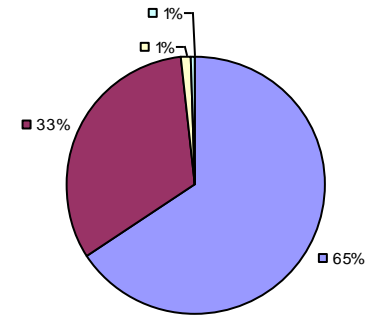
Local Measures



Other Measures



Overall Composite



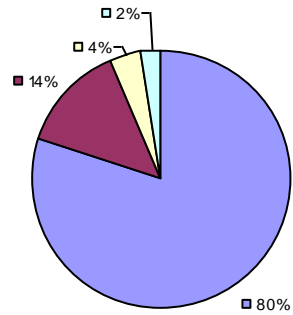
2013-14 PRINCIPAL EVALUATION RESULTS NOT SHOWN DUE TO SUPPRESSION\*

\* Data is suppressed if 100% of teachers/principals received the same rating or if the total teachers/principals in an LEA is less than five.

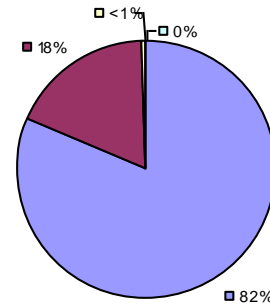
2013-14 TEACHER EVALUATION RESULTS

Student Growth

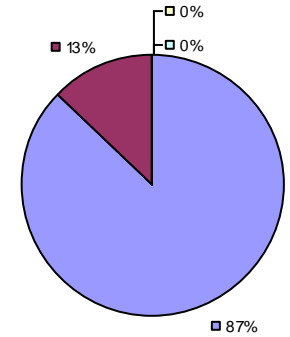
Local measures results not shown due to suppression\*



Other Measures



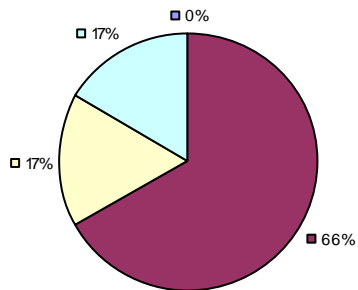
Overall Composite



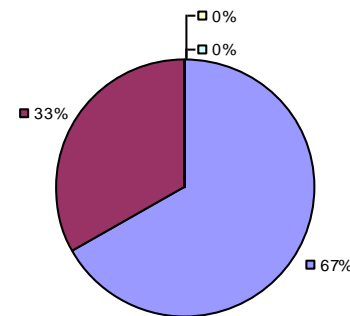
2013-14 PRINCIPAL EVALUATION RESULTS

Student Growth

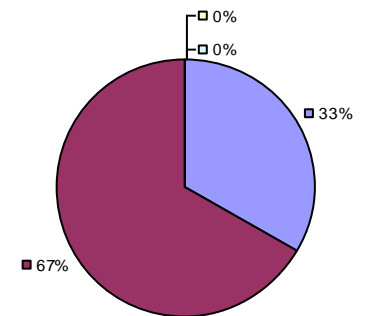
Local measures results not shown due to suppression\*



Other Measures



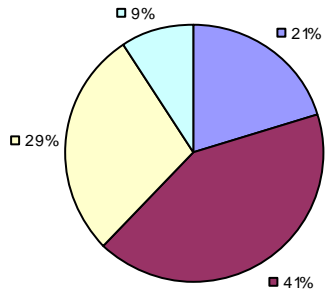
Overall Composite



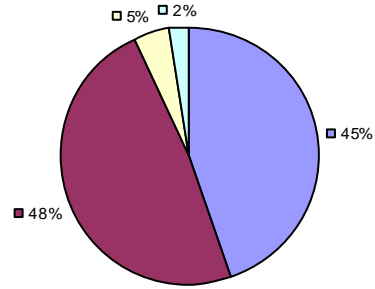
\* Data is suppressed if 100% of teachers/principals received the same rating or if the total teachers/principals in an LEA is less than five.

2013-14 TEACHER EVALUATION RESULTS

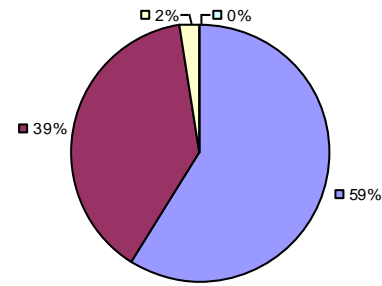
Student Growth



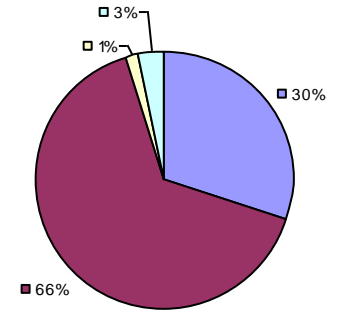
Local Measures



Other Measures



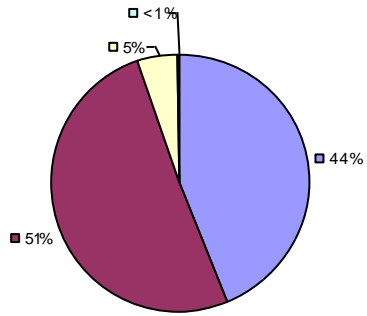
Overall Composite



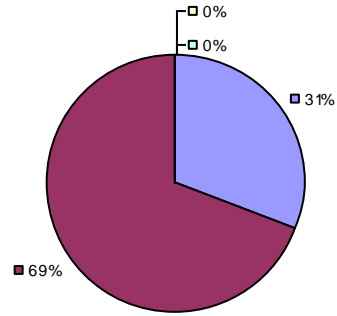
2013-14 PRINCIPAL EVALUATION RESULTS NOT SHOWN DUE TO SUPPRESSION\*

\* Data is suppressed if 100% of teachers/principals received the same rating or if the total teachers/principals in an LEA is less than five.

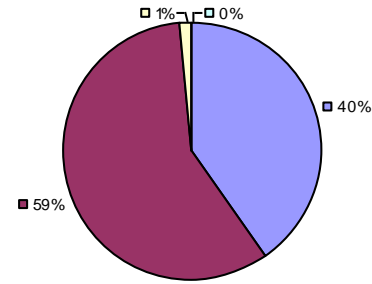
Student Growth



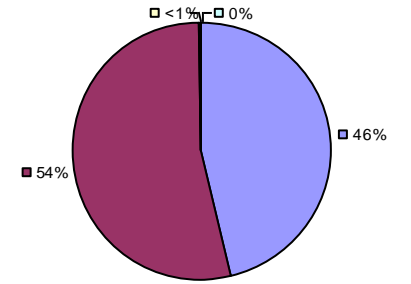
Local Measures



Other Measures

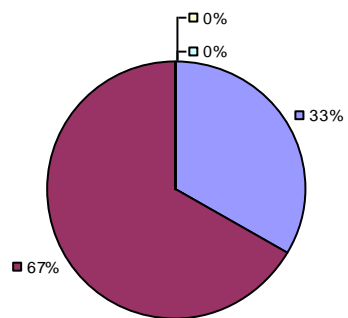


Overall Composite

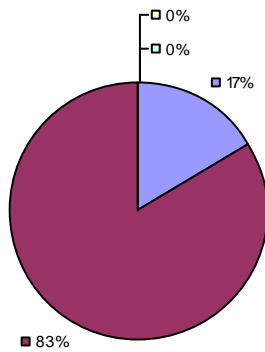


2013-14 PRINCIPAL EVALUATION RESULTS

Student Growth

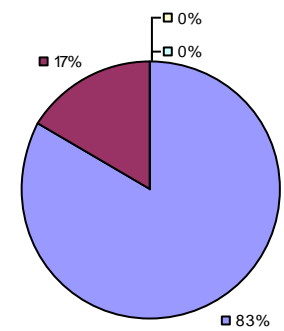


Local Measures



Other measures results not shown due to suppression\*

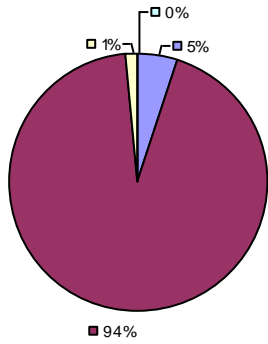
Overall Composite



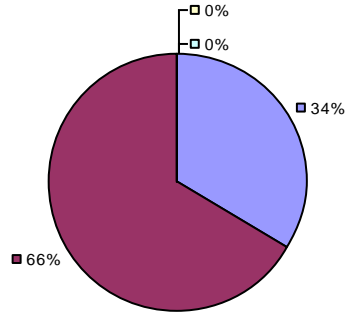
\* Data is suppressed if 100% of teachers/principals received the same rating or if the total teachers/principals in an LEA is less than five.

2013-14 TEACHER EVALUATION RESULTS

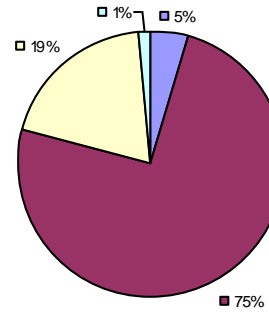
Student Growth



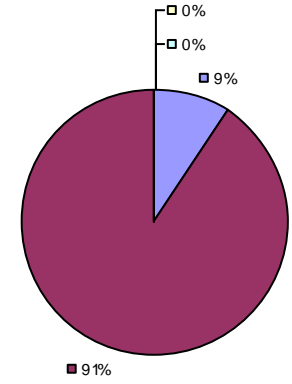
Local Measures



Other Measures



Overall Composite

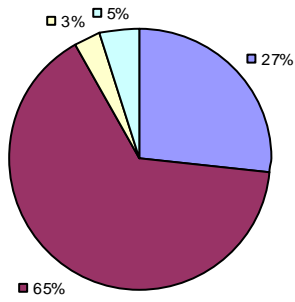


2013-14 PRINCIPAL EVALUATION RESULTS NOT SHOWN DUE TO SUPPRESSION\*

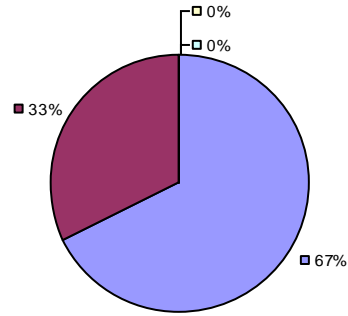
\* Data is suppressed if 100% of teachers/principals received the same rating or if the total teachers/principals in an LEA is less than five.

2013-14 TEACHER EVALUATION RESULTS

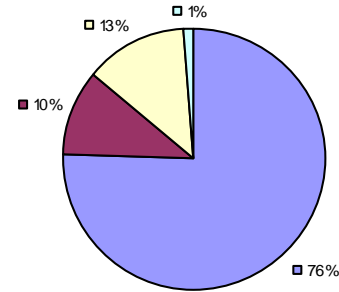
Student Growth



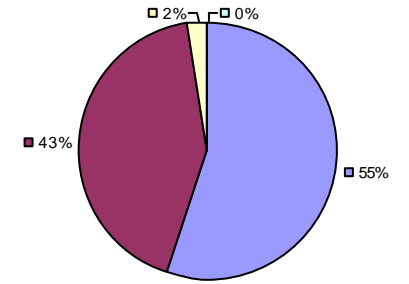
Local Measures



Other Measures



Overall Composite



2013-14 PRINCIPAL EVALUATION RESULTS NOT SHOWN DUE TO SUPPRESSION\*

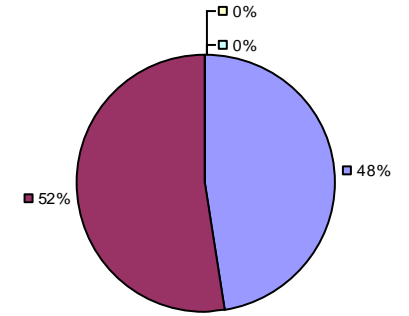
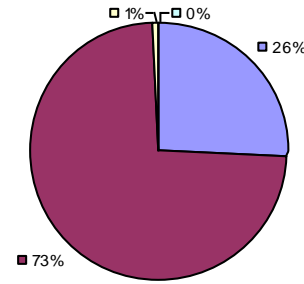
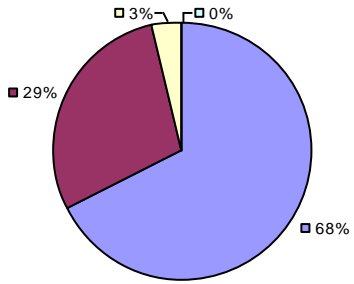
\* Data is suppressed if 100% of teachers/principals received the same rating or if the total teachers/principals in an LEA is less than five.

Student Growth

Local measures results not shown due to suppression\*

Other Measures

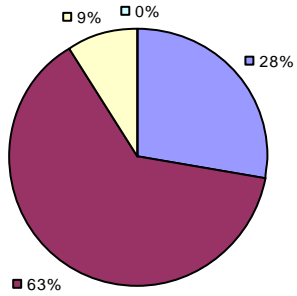
Overall Composite



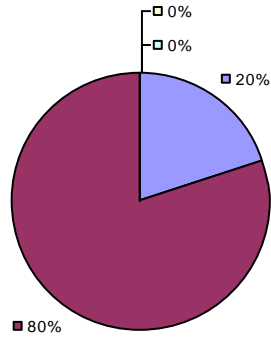
2013-14 PRINCIPAL EVALUATION RESULTS NOT SHOWN DUE TO SUPPRESSION\*

\* Data is suppressed if 100% of teachers/principals received the same rating or if the total teachers/principals in an LEA is less than five.

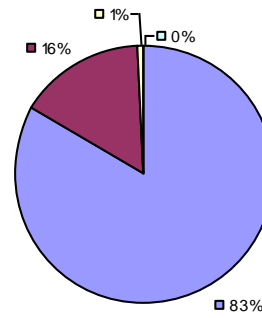
**Student Growth**



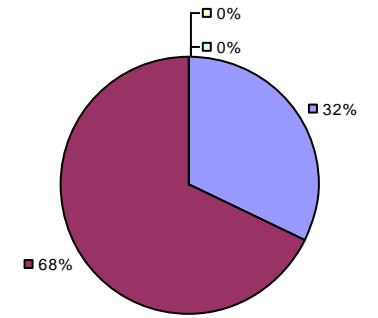
**Local Measures**



**Other Measures**



**Overall Composite**

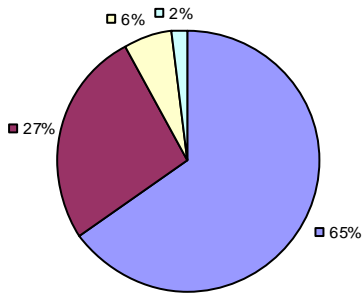


**2013-14 PRINCIPAL EVALUATION RESULTS NOT SHOWN DUE TO SUPPRESSION\***

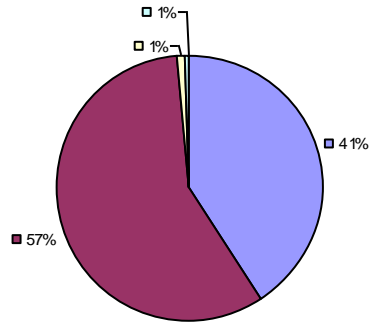
\* Data is suppressed if 100% of teachers/principals received the same rating or if the total teachers/principals in an LEA is less than five.



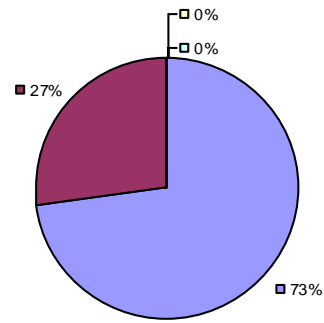
Student Growth



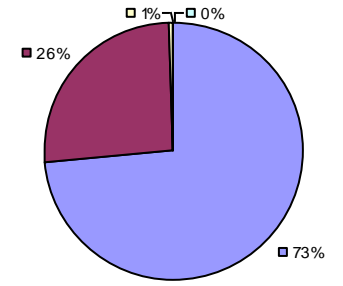
Local Measures



Other Measures



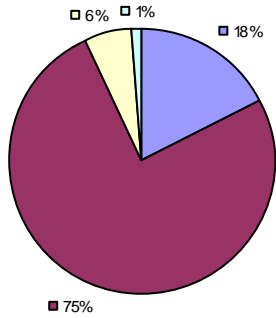
Overall Composite



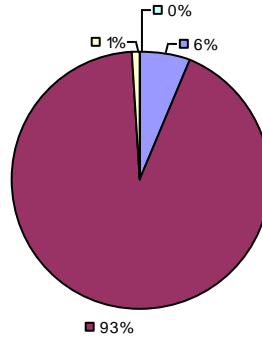
2013-14 PRINCIPAL EVALUATION RESULTS NOT SHOWN DUE TO SUPPRESSION\*

\* Data is suppressed if 100% of teachers/principals received the same rating or if the total teachers/principals in an LEA is less than five.

Student Growth

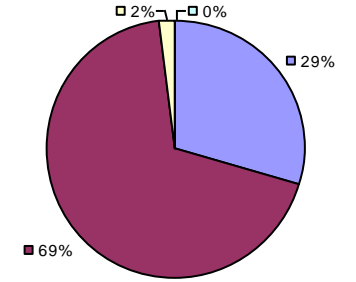


Local Measures



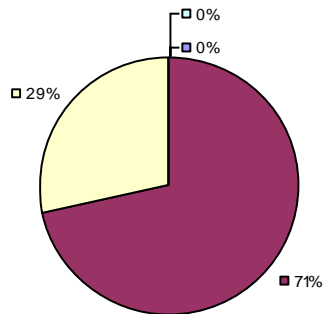
Other measures results not shown due to suppression\*

Overall Composite



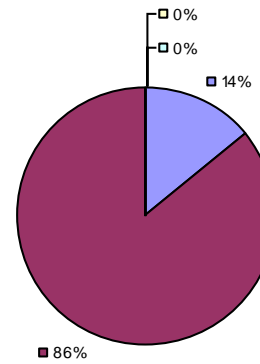
2013-14 PRINCIPAL EVALUATION RESULTS

Student Growth

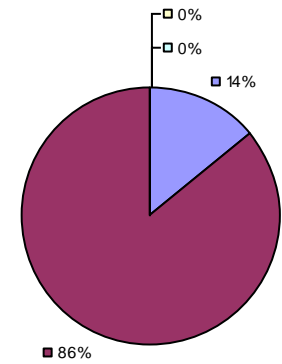


Local measures results not shown due to suppression\*

Other Measures



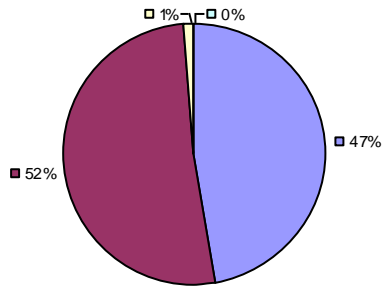
Overall Composite



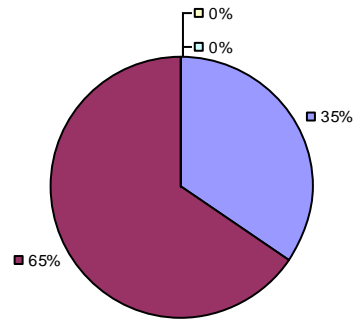
\* Data is suppressed if 100% of teachers/principals received the same rating or if the total teachers/principals in an LEA is less than five.

2013-14 TEACHER EVALUATION RESULTS

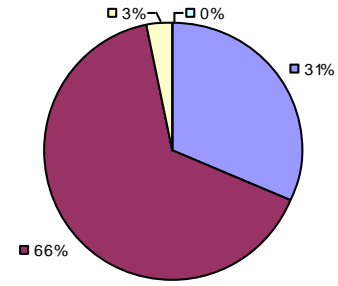
Student Growth



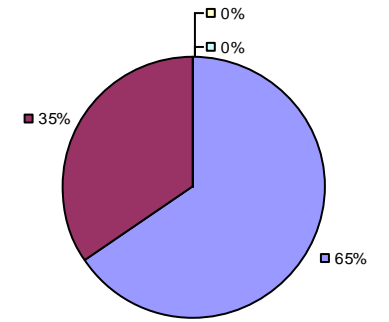
Local Measures



Other Measures



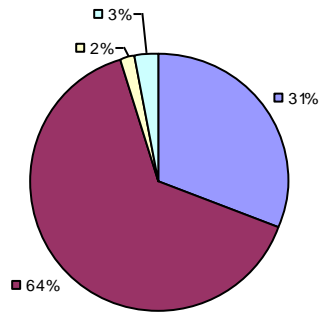
Overall Composite



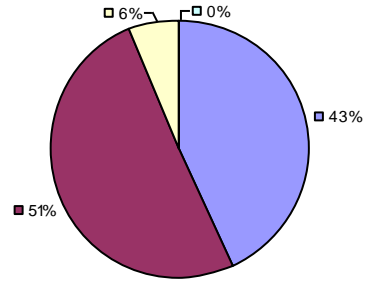
2013-14 PRINCIPAL EVALUATION RESULTS NOT SHOWN DUE TO SUPPRESSION\*

\* Data is suppressed if 100% of teachers/principals received the same rating or if the total teachers/principals in an LEA is less than five.

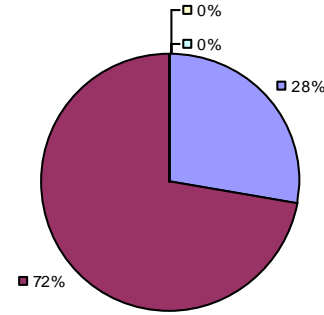
Student Growth



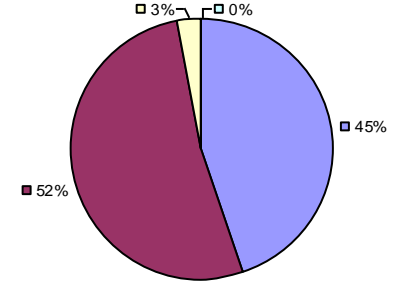
Local Measures



Other Measures



Overall Composite

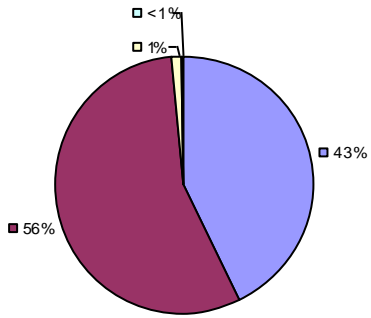


2013-14 PRINCIPAL EVALUATION RESULTS NOT SHOWN DUE TO SUPPRESSION\*

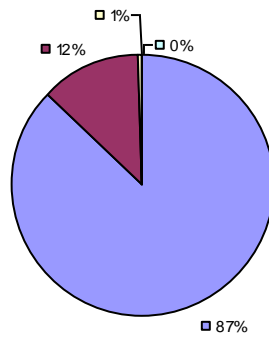
\* Data is suppressed if 100% of teachers/principals received the same rating or if the total teachers/principals in an LEA is less than five.

2013-14 TEACHER EVALUATION RESULTS

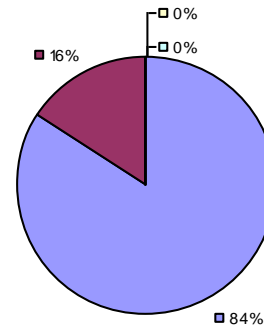
Student Growth



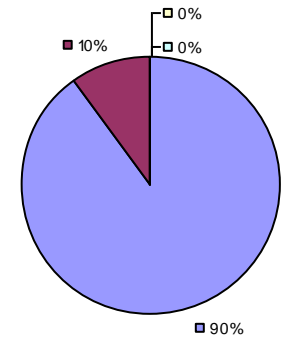
Local Measures



Other Measures

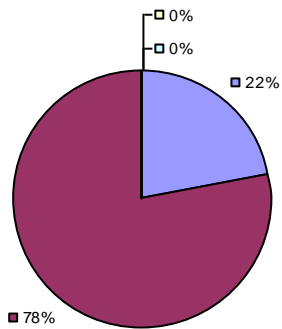


Overall Composite



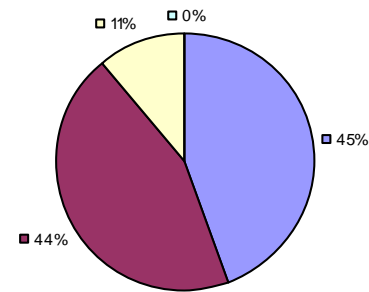
2013-14 PRINCIPAL EVALUATION RESULTS

Student Growth

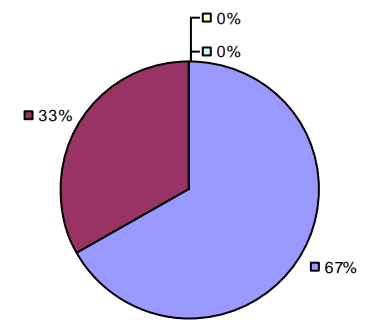


Local measures results not shown due to suppression\*

Other Measures



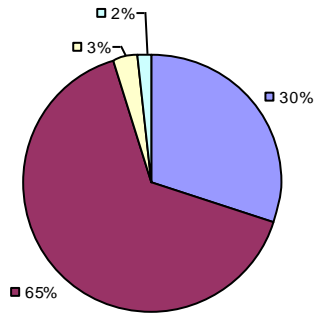
Overall Composite



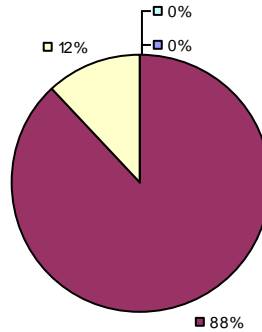
\* Data is suppressed if 100% of teachers/principals received the same rating or if the total teachers/principals in an LEA is less than five.

2013-14 TEACHER EVALUATION RESULTS

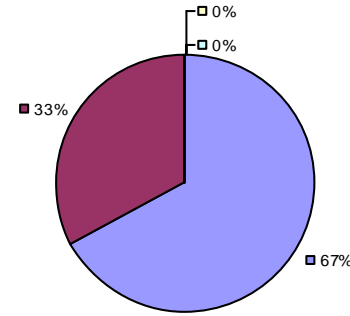
Student Growth



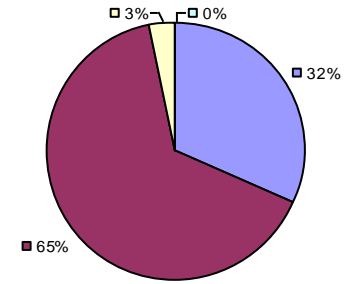
Local Measures



Other Measures

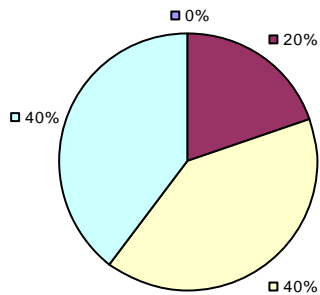


Overall Composite



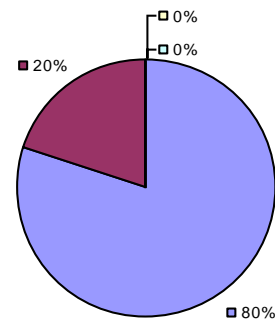
2013-14 PRINCIPAL EVALUATION RESULTS

Student Growth



Local measures results not shown due to suppression\*

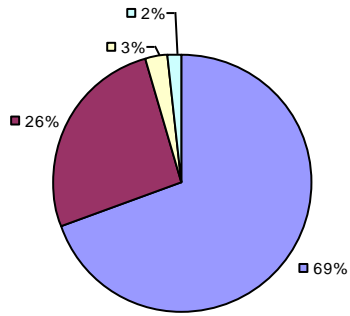
Other Measures



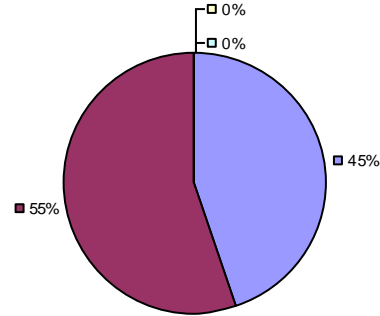
Overall composite not shown due to suppression\*

\* Data is suppressed if 100% of teachers/principals received the same rating or if the total teachers/principals in an LEA is less than five.

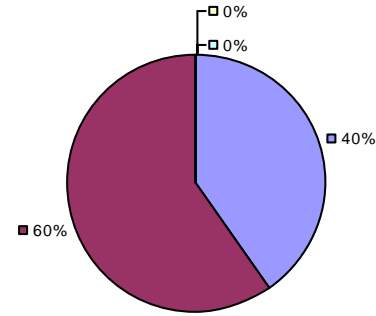
Student Growth



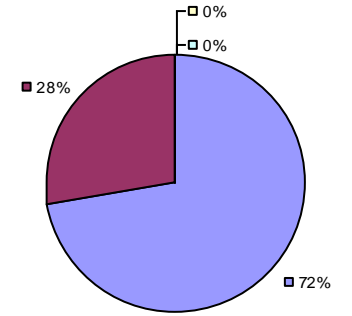
Local Measures



Other Measures

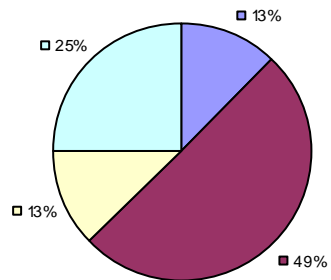


Overall Composite

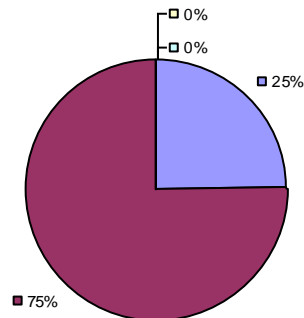


2013-14 PRINCIPAL EVALUATION RESULTS

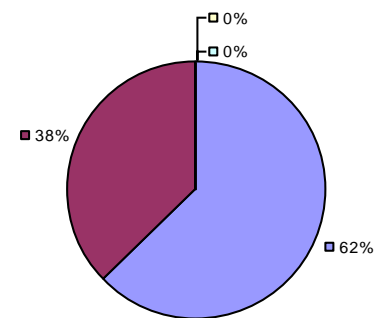
Student Growth



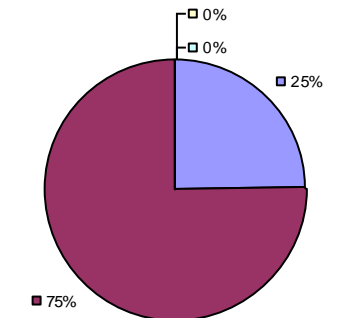
Local Measures



Other Measures



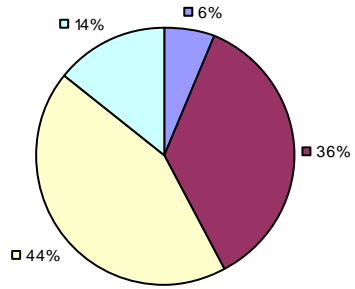
Overall Composite



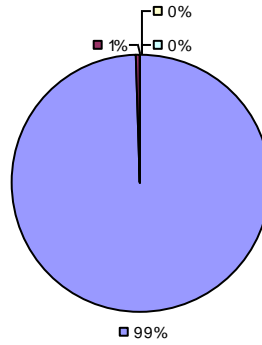
\* Data is suppressed if 100% of teachers/principals received the same rating or if the total teachers/principals in an LEA is less than five.

2013-14 TEACHER EVALUATION RESULTS

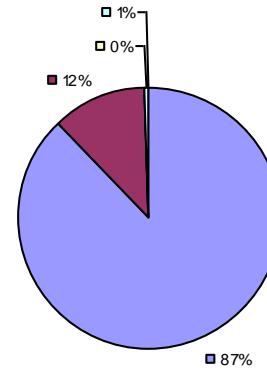
Student Growth



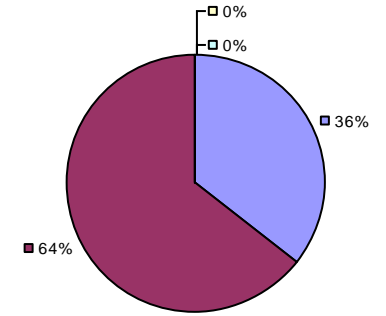
Local Measures



Other Measures

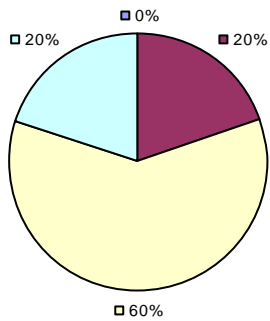


Overall Composite



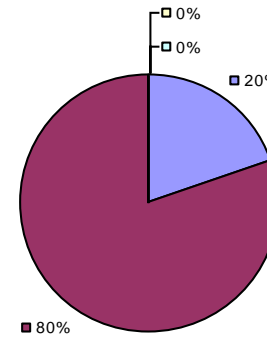
2013-14 PRINCIPAL EVALUATION RESULTS

Student Growth

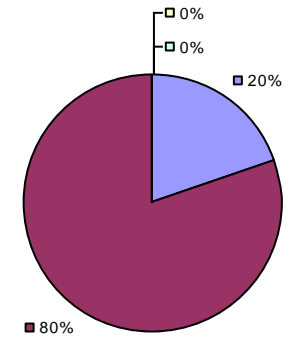


Local measures results not shown due to suppression\*

Other Measures



Overall Composite

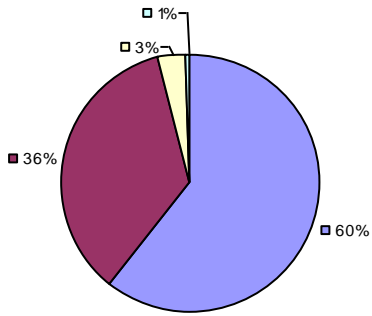


\* Data is suppressed if 100% of teachers/principals received the same rating or if the total teachers/principals in an LEA is less than five.

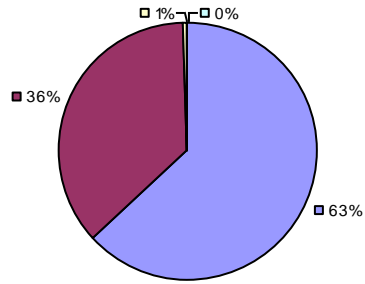


2013-14 TEACHER EVALUATION RESULTS

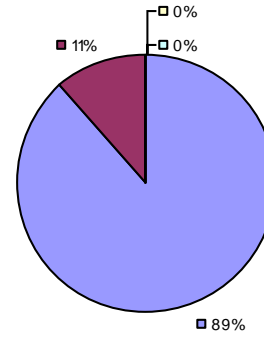
Student Growth



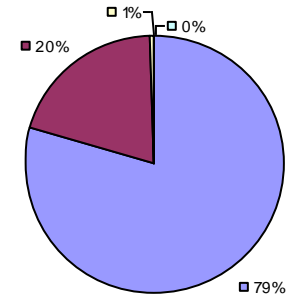
Local Measures



Other Measures



Overall Composite

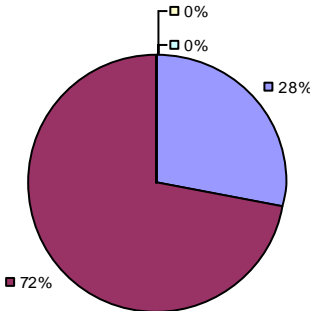


2013-14 PRINCIPAL EVALUATION RESULTS NOT SHOWN DUE TO SUPPRESSION\*

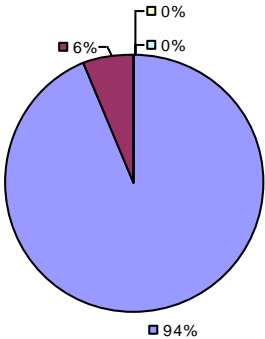
\* Data is suppressed if 100% of teachers/principals received the same rating or if the total teachers/principals in an LEA is less than five.

Student Growth

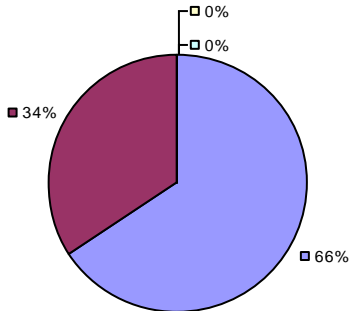
Local measures results not shown due to suppression\*



Other Measures



Overall Composite



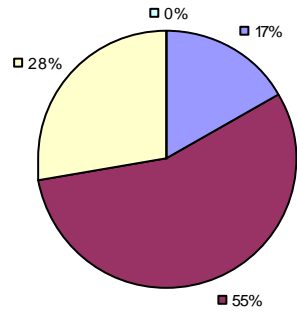
2013-14 PRINCIPAL EVALUATION RESULTS NOT SHOWN DUE TO SUPPRESSION\*

\* Data is suppressed if 100% of teachers/principals received the same rating or if the total teachers/principals in an LEA is less than five.

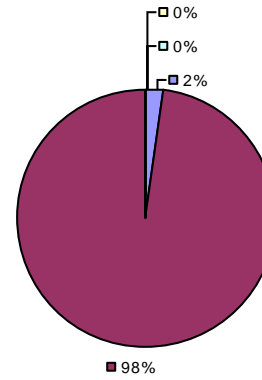
2013-14 TEACHER EVALUATION RESULTS

Student Growth

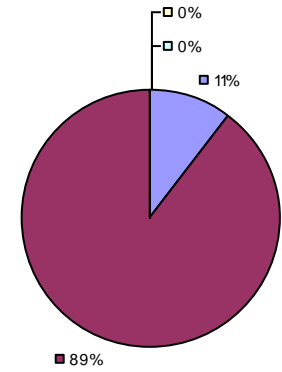
Local measures results not shown due to suppression\*



Other Measures



Overall Composite



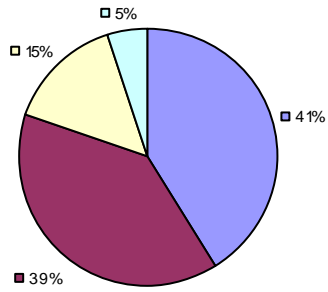
2013-14 PRINCIPAL EVALUATION RESULTS NOT SHOWN DUE TO SUPPRESSION\*

\* Data is suppressed if 100% of teachers/principals received the same rating or if the total teachers/principals in an LEA is less than five.

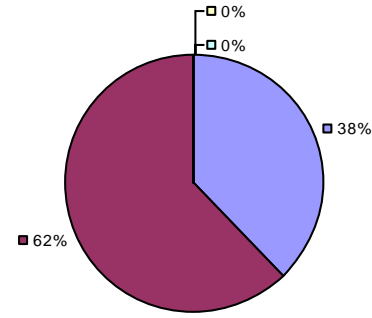
2013-14 TEACHER EVALUATION RESULTS

Student Growth

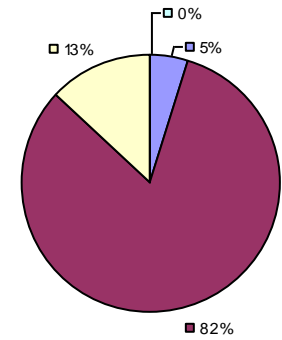
Local measures results not shown due to suppression\*



Other Measures



Overall Composite



2013-14 PRINCIPAL EVALUATION RESULTS NOT SHOWN DUE TO SUPPRESSION\*

\* Data is suppressed if 100% of teachers/principals received the same rating or if the total teachers/principals in an LEA is less than five.

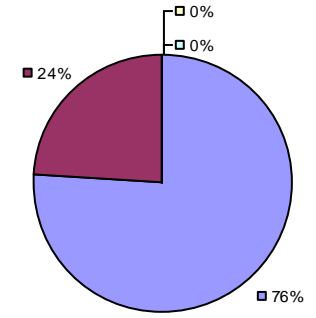
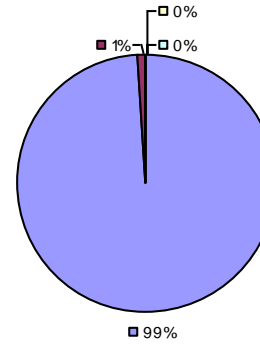
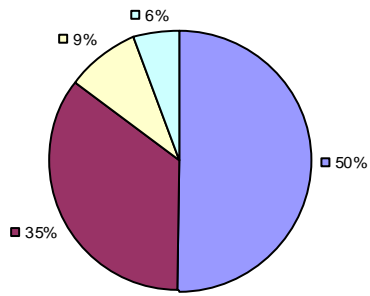
2013-14 TEACHER EVALUATION RESULTS

Student Growth

Local measures results not shown due to suppression\*

Other Measures

Overall Composite



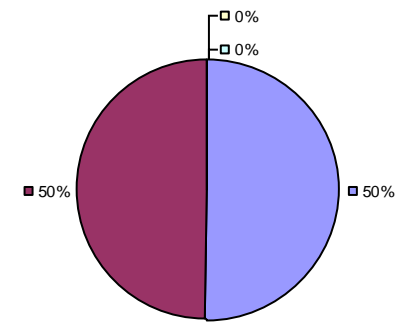
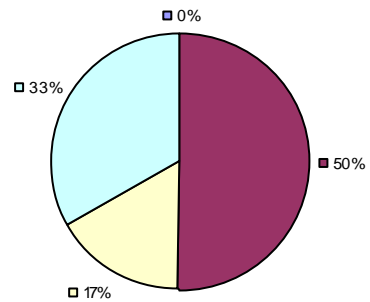
2013-14 PRINCIPAL EVALUATION RESULTS

Student Growth

Local measures results not shown due to suppression\*

Other measures results not shown due to suppression\*

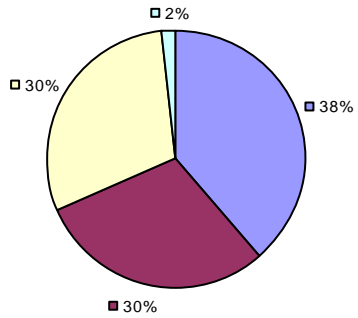
Overall Composite



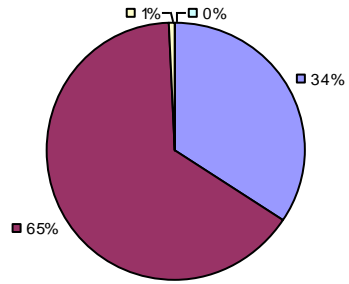
\* Data is suppressed if 100% of teachers/principals received the same rating or if the total teachers/principals in an LEA is less than five.

2013-14 TEACHER EVALUATION RESULTS

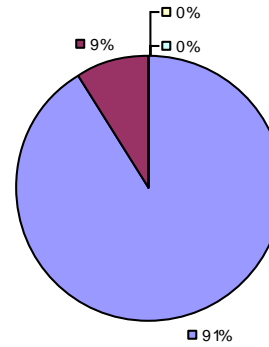
Student Growth



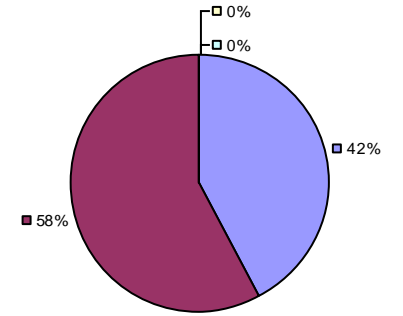
Local Measures



Other Measures



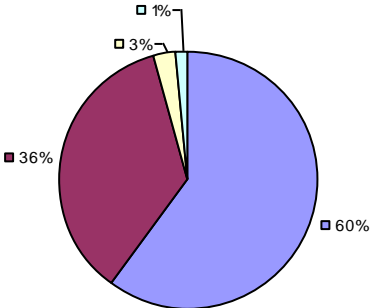
Overall Composite



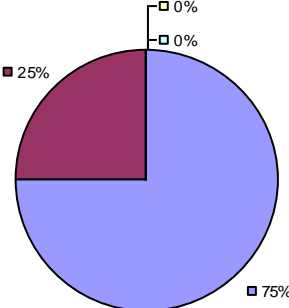
2013-14 PRINCIPAL EVALUATION RESULTS NOT SHOWN DUE TO SUPPRESSION\*

\* Data is suppressed if 100% of teachers/principals received the same rating or if the total teachers/principals in an LEA is less than five.

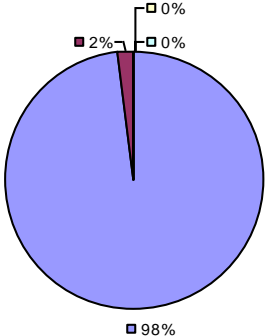
Student Growth



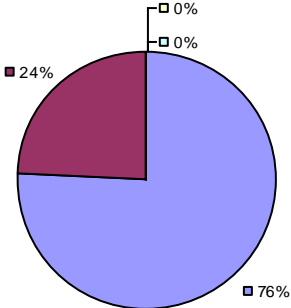
Local Measures



Other Measures



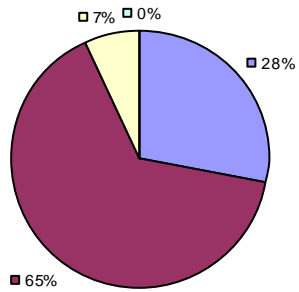
Overall Composite



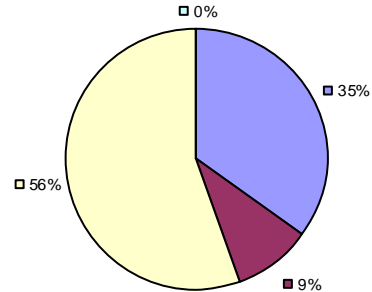
2013-14 PRINCIPAL EVALUATION RESULTS NOT SHOWN DUE TO SUPPRESSION\*

\* Data is suppressed if 100% of teachers/principals received the same rating or if the total teachers/principals in an LEA is less than five.

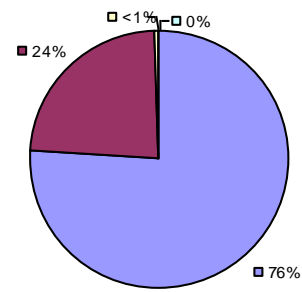
**Student Growth**



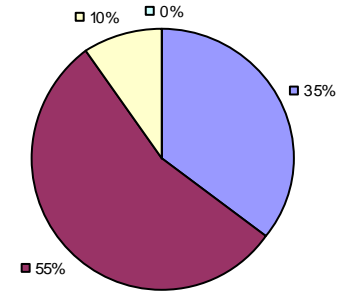
**Local Measures**



**Other Measures**

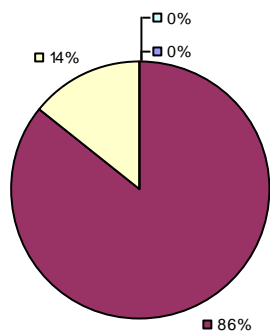


**Overall Composite**



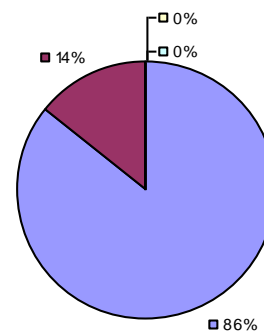
**2013-14 PRINCIPAL EVALUATION RESULTS**

**Student Growth**

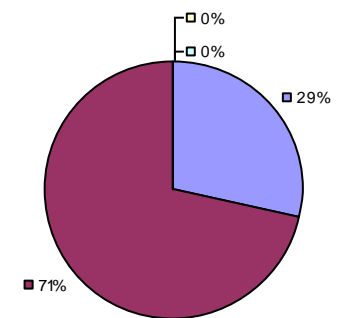


*Local measures results not shown due to suppression\**

**Other Measures**



**Overall Composite**

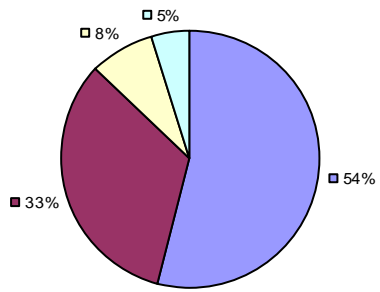


\* Data is suppressed if 100% of teachers/principals received the same rating or if the total teachers/principals in an LEA is less than five.

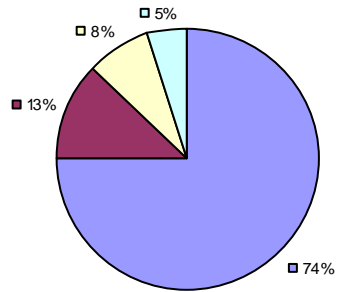


2013-14 TEACHER EVALUATION RESULTS

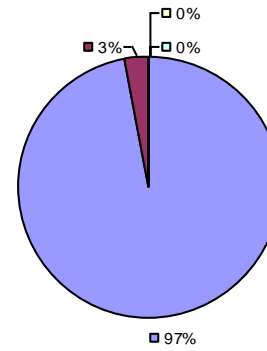
Student Growth



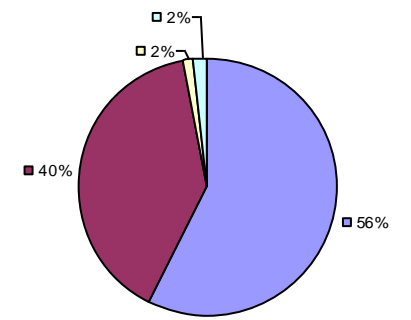
Local Measures



Other Measures



Overall Composite

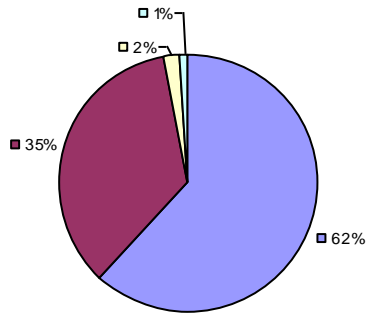


2013-14 PRINCIPAL EVALUATION RESULTS NOT SHOWN DUE TO SUPPRESSION\*

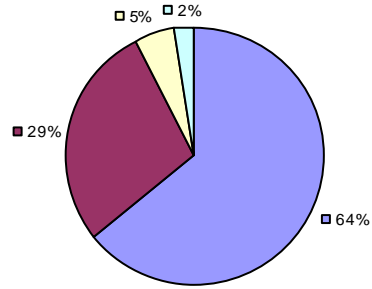
\* Data is suppressed if 100% of teachers/principals received the same rating or if the total teachers/principals in an LEA is less than five.

2013-14 TEACHER EVALUATION RESULTS

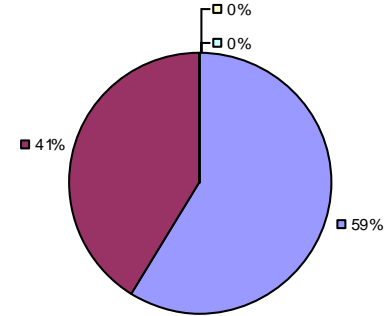
Student Growth



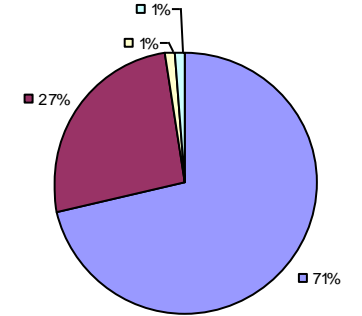
Local Measures



Other Measures



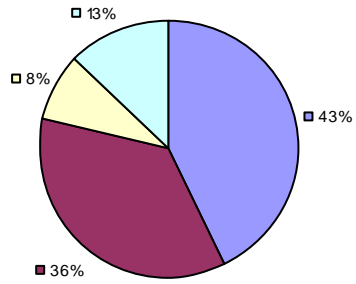
Overall Composite



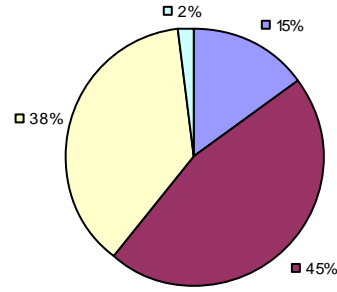
2013-14 PRINCIPAL EVALUATION RESULTS NOT SHOWN DUE TO SUPPRESSION\*

\* Data is suppressed if 100% of teachers/principals received the same rating or if the total teachers/principals in an LEA is less than five.

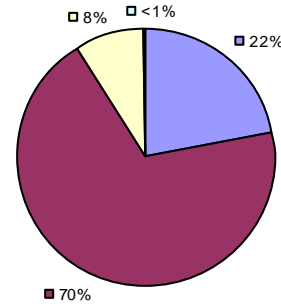
**Student Growth**



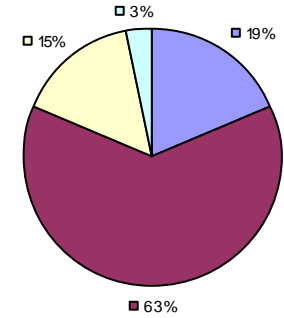
**Local Measures**



**Other Measures**

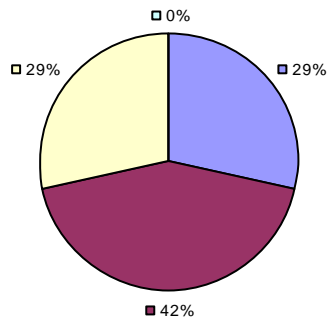


**Overall Composite**

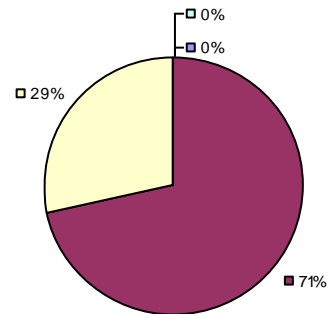


**2013-14 PRINCIPAL EVALUATION RESULTS**

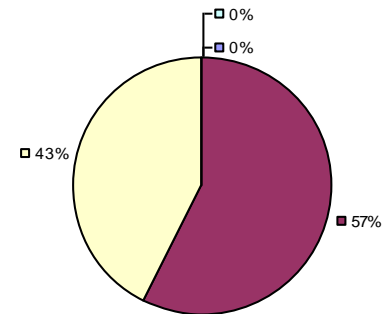
**Student Growth**



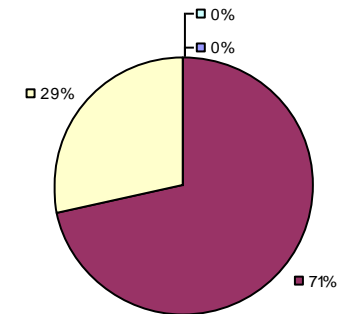
**Local Measures**



**Other Measures**

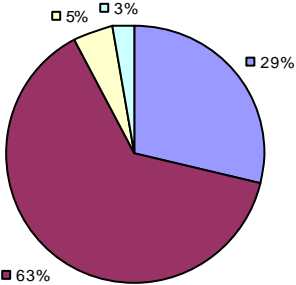


**Overall Composite**

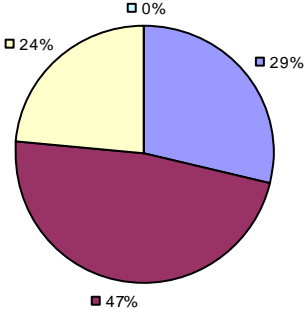


\* Data is suppressed if 100% of teachers/principals received the same rating or if the total teachers/principals in an LEA is less than five.

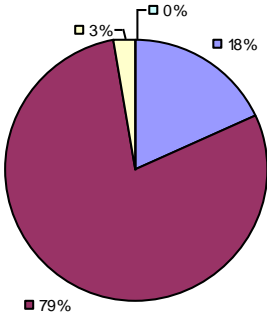
Student Growth



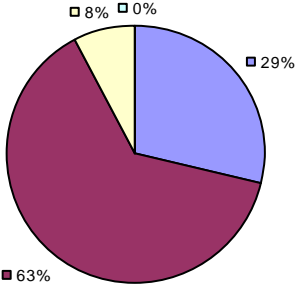
Local Measures



Other Measures



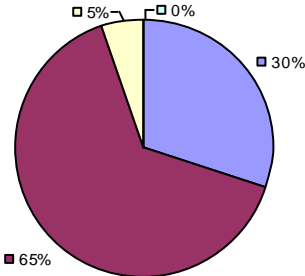
Overall Composite



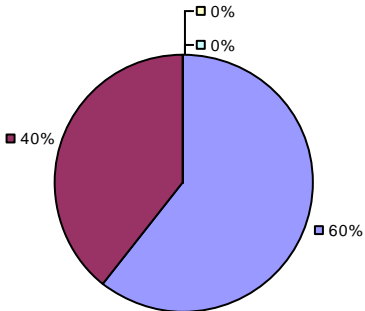
2013-14 PRINCIPAL EVALUATION RESULTS NOT SHOWN DUE TO SUPPRESSION\*

\* Data is suppressed if 100% of teachers/principals received the same rating or if the total teachers/principals in an LEA is less than five.

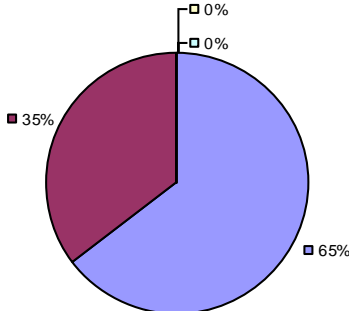
Student Growth



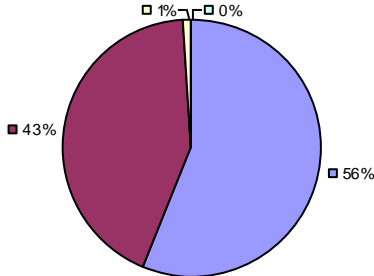
Local Measures



Other Measures



Overall Composite

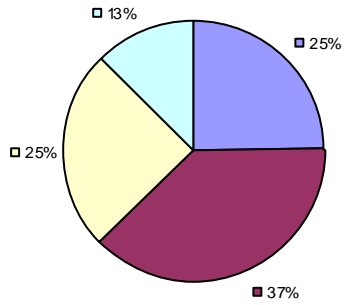


2013-14 PRINCIPAL EVALUATION RESULTS NOT SUBMITTED

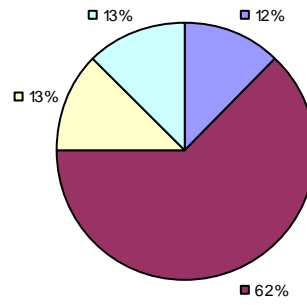
\* Data is suppressed if 100% of teachers/principals received the same rating or if the total teachers/principals in an LEA is less than five.

2013-14 TEACHER EVALUATION RESULTS

Student Growth



Local Measures



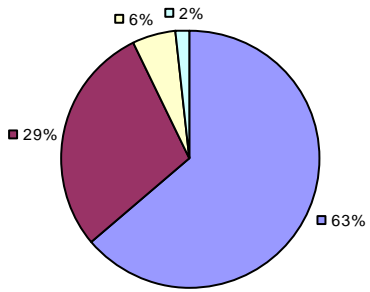
Other measures results not shown due to suppression\* Overall composite not shown due to suppression\*

2013-14 PRINCIPAL EVALUATION RESULTS NOT SUBMITTED

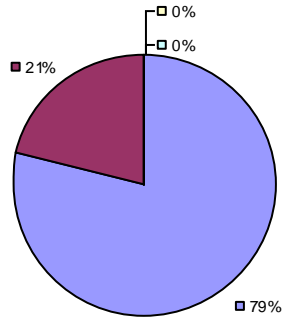
\* Data is suppressed if 100% of teachers/principals received the same rating or if the total teachers/principals in an LEA is less than five.

2013-14 TEACHER EVALUATION RESULTS

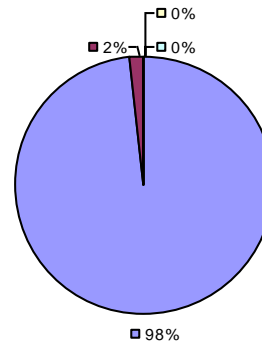
Student Growth



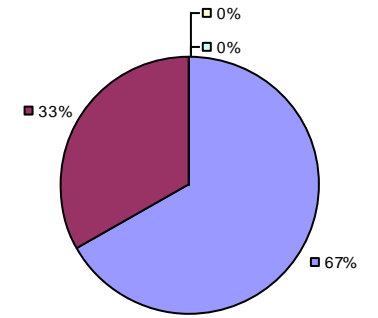
Local Measures



Other Measures



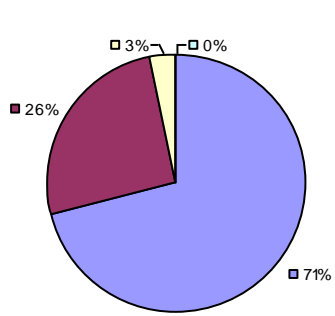
Overall Composite



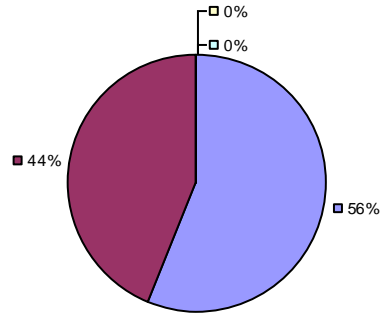
2013-14 PRINCIPAL EVALUATION RESULTS NOT SHOWN DUE TO SUPPRESSION\*

\* Data is suppressed if 100% of teachers/principals received the same rating or if the total teachers/principals in an LEA is less than five.

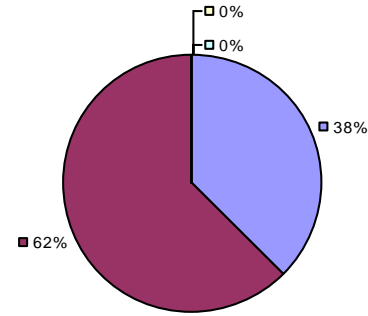
Student Growth



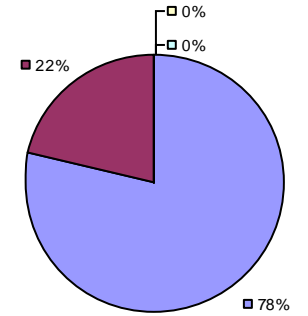
Local Measures



Other Measures

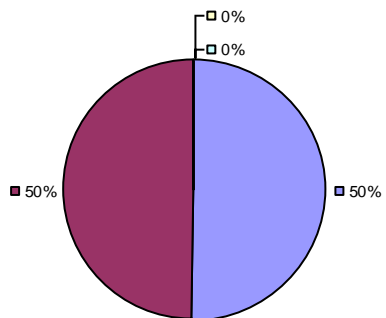


Overall Composite

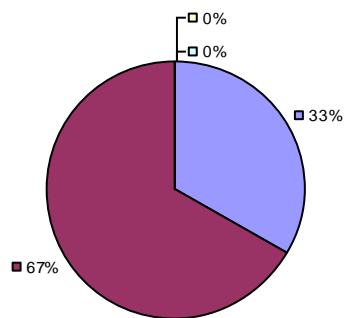


2013-14 PRINCIPAL EVALUATION RESULTS

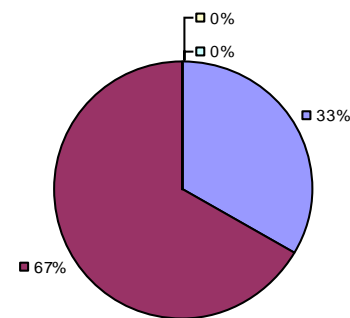
Student Growth



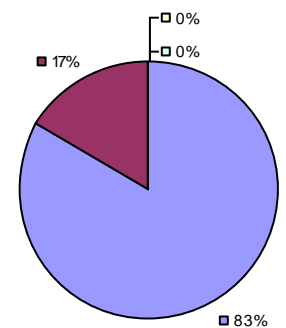
Local Measures



Other Measures



Overall Composite



\* Data is suppressed if 100% of teachers/principals received the same rating or if the total teachers/principals in an LEA is less than five.



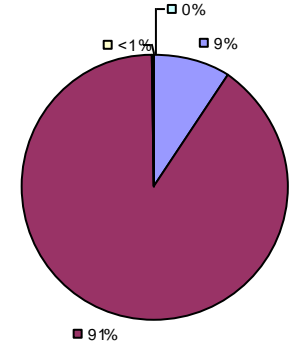
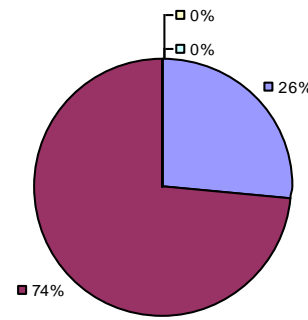
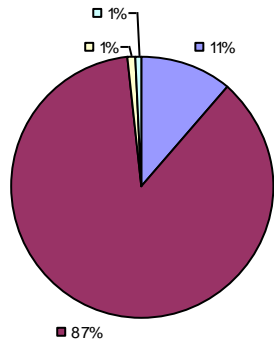
2013-14 TEACHER EVALUATION RESULTS

Student Growth

Local measures results not shown due to suppression\*

Other Measures

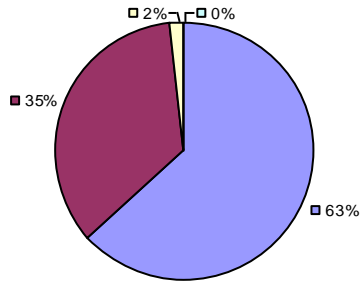
Overall Composite



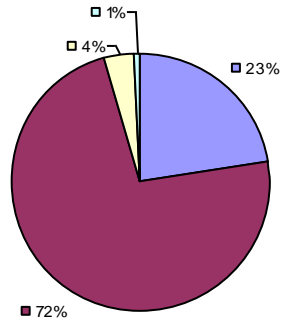
2013-14 PRINCIPAL EVALUATION RESULTS NOT SHOWN DUE TO SUPPRESSION\*

\* Data is suppressed if 100% of teachers/principals received the same rating or if the total teachers/principals in an LEA is less than five.

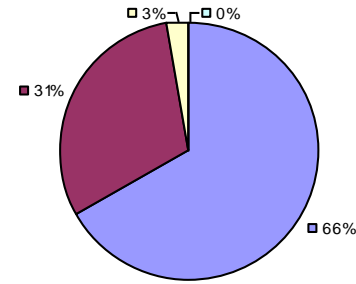
Student Growth



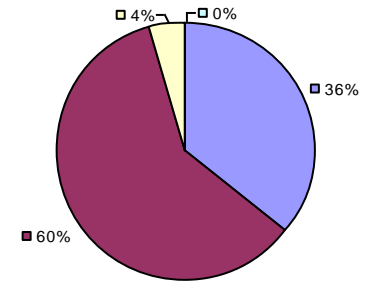
Local Measures



Other Measures

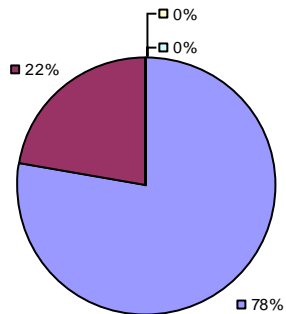


Overall Composite

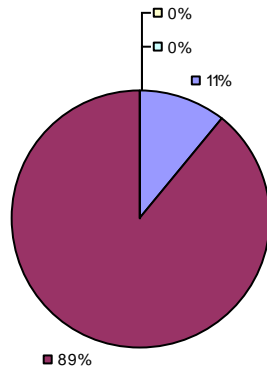


2013-14 PRINCIPAL EVALUATION RESULTS

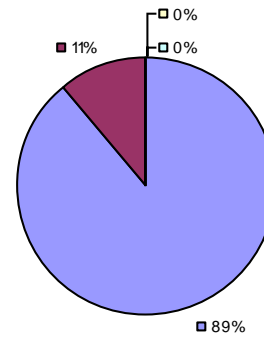
Student Growth



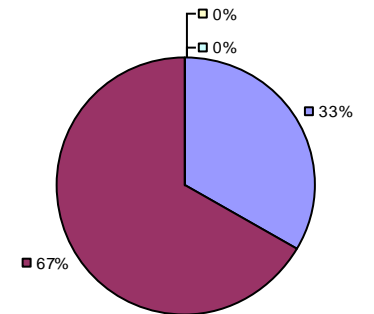
Local Measures



Other Measures



Overall Composite



\* Data is suppressed if 100% of teachers/principals received the same rating or if the total teachers/principals in an LEA is less than five.

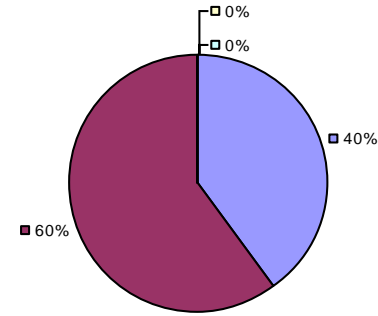
2013-14 TEACHER EVALUATION RESULTS

Student growth results not shown due to suppression\*

Local measures results not shown due to suppression\*

Other Measures

Overall composite not shown due to suppression\*



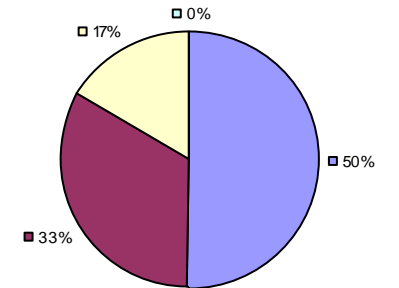
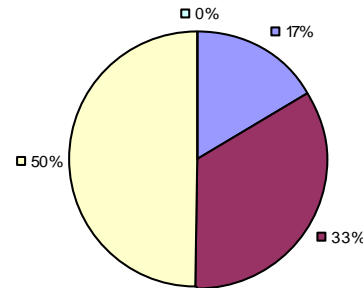
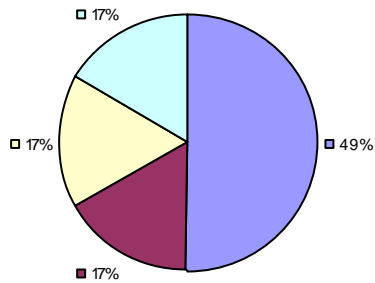
2013-14 PRINCIPAL EVALUATION RESULTS

Student Growth

Local measures results not shown due to suppression\*

Other Measures

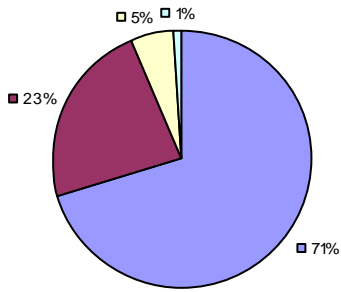
Overall Composite



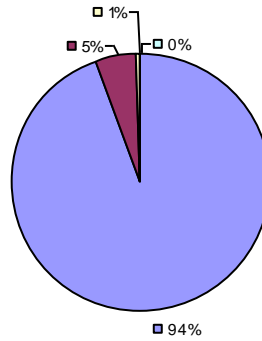
\* Data is suppressed if 100% of teachers/principals received the same rating or if the total teachers/principals in an LEA is less than five.

2013-14 TEACHER EVALUATION RESULTS

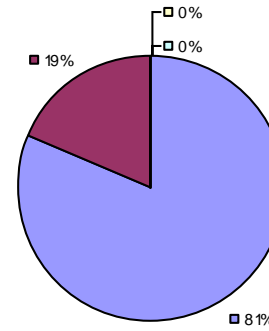
Student Growth



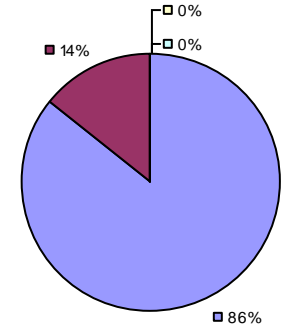
Local Measures



Other Measures

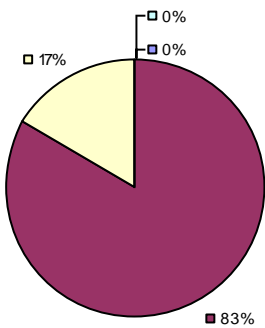


Overall Composite



2013-14 PRINCIPAL EVALUATION RESULTS

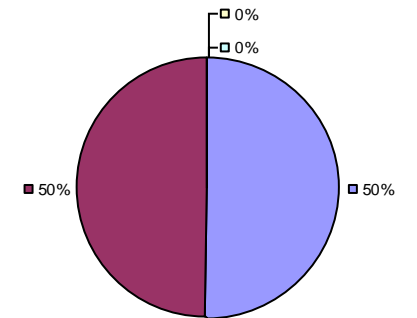
Student Growth



Local measures results not shown due to suppression\*

Other measures results not shown due to suppression\*

Overall Composite

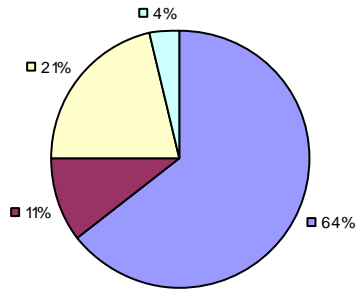


\* Data is suppressed if 100% of teachers/principals received the same rating or if the total teachers/principals in an LEA is less than five.

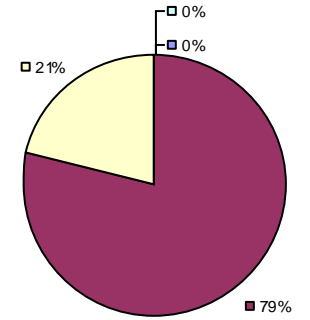
2013-14 TEACHER EVALUATION RESULTS

Student Growth

Local measures results not shown due to suppression\* Other measures results not shown due to suppression\*



Overall Composite

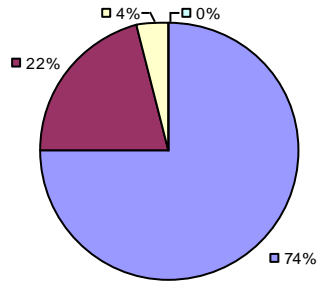


2013-14 PRINCIPAL EVALUATION RESULTS NOT SHOWN DUE TO SUPPRESSION\*

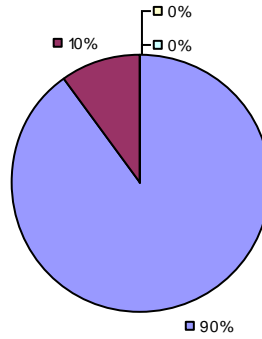
\* Data is suppressed if 100% of teachers/principals received the same rating or if the total teachers/principals in an LEA is less than five.

2013-14 TEACHER EVALUATION RESULTS

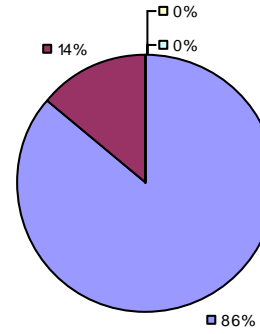
Student Growth



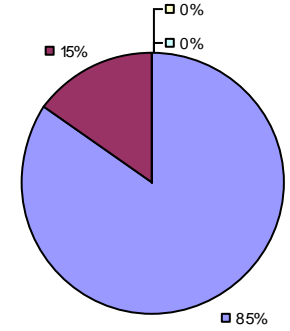
Local Measures



Other Measures



Overall Composite

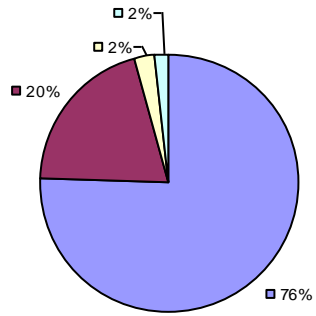


2013-14 PRINCIPAL EVALUATION RESULTS NOT SHOWN DUE TO SUPPRESSION\*

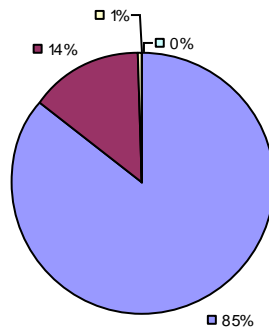
\* Data is suppressed if 100% of teachers/principals received the same rating or if the total teachers/principals in an LEA is less than five.

2013-14 TEACHER EVALUATION RESULTS

Student Growth

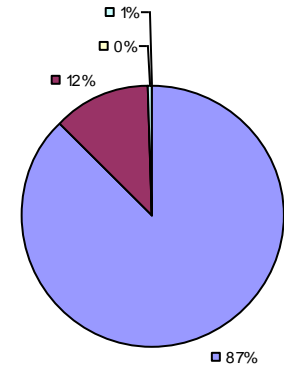


Local Measures



Other measures results not shown due to suppression\*

Overall Composite



2013-14 PRINCIPAL EVALUATION RESULTS NOT SHOWN DUE TO SUPPRESSION\*

\* Data is suppressed if 100% of teachers/principals received the same rating or if the total teachers/principals in an LEA is less than five.

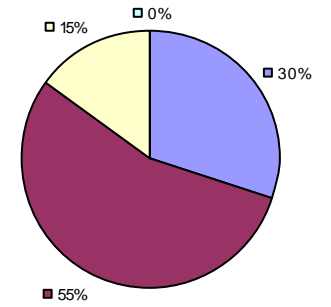
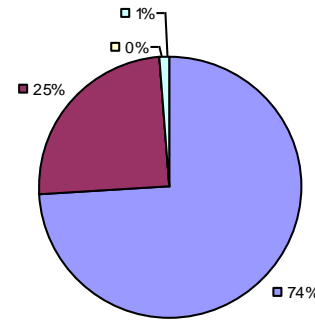
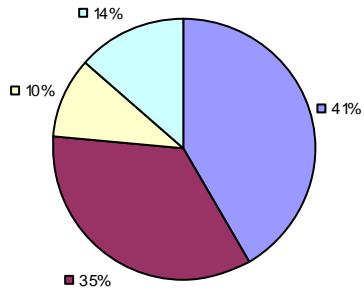
2013-14 TEACHER EVALUATION RESULTS

Student Growth

Local measures results not shown due to suppression\*

Other Measures

Overall Composite

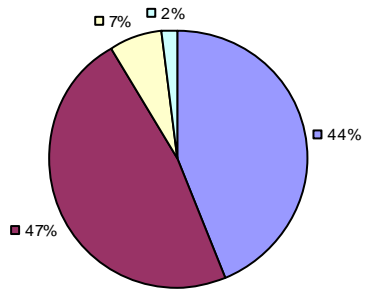


2013-14 PRINCIPAL EVALUATION RESULTS NOT SHOWN DUE TO SUPPRESSION\*

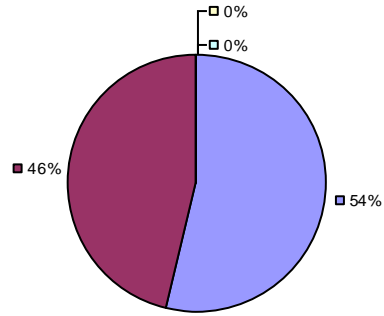
\* Data is suppressed if 100% of teachers/principals received the same rating or if the total teachers/principals in an LEA is less than five.



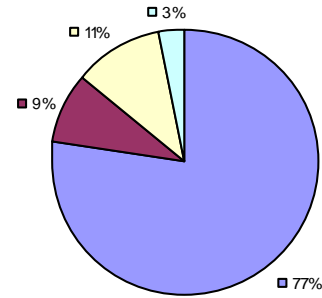
Student Growth



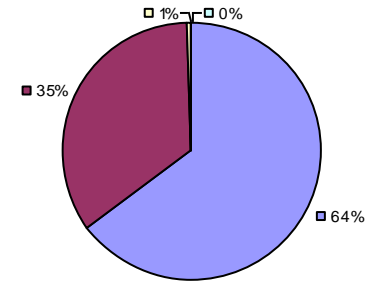
Local Measures



Other Measures



Overall Composite

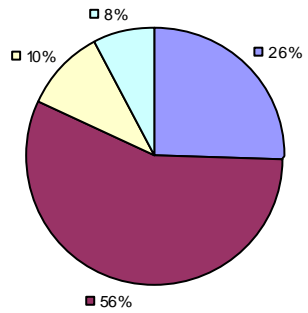


2013-14 PRINCIPAL EVALUATION RESULTS NOT SHOWN DUE TO SUPPRESSION\*

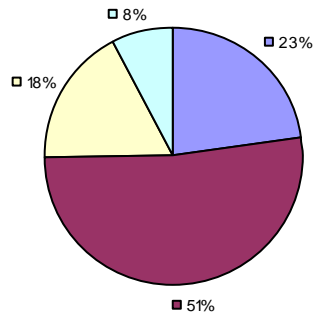
\* Data is suppressed if 100% of teachers/principals received the same rating or if the total teachers/principals in an LEA is less than five.

2013-14 TEACHER EVALUATION RESULTS

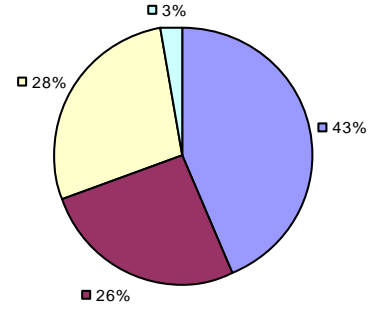
Student Growth



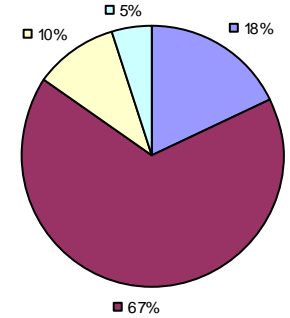
Local Measures



Other Measures



Overall Composite

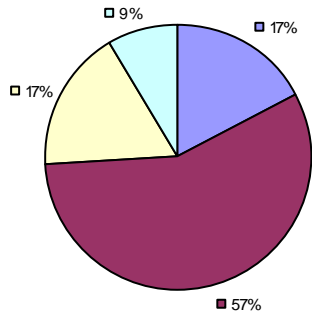


2013-14 PRINCIPAL EVALUATION RESULTS NOT SHOWN DUE TO SUPPRESSION\*

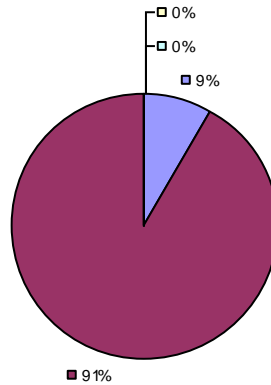
\* Data is suppressed if 100% of teachers/principals received the same rating or if the total teachers/principals in an LEA is less than five.

2013-14 TEACHER EVALUATION RESULTS

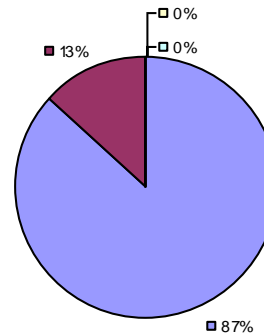
Student Growth



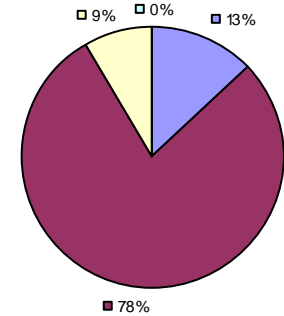
Local Measures



Other Measures



Overall Composite

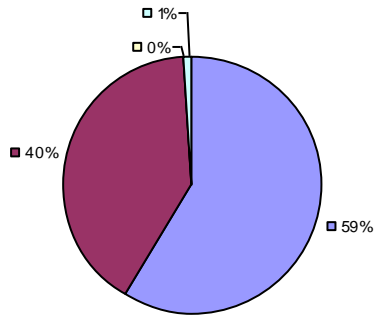


2013-14 PRINCIPAL EVALUATION RESULTS NOT SHOWN DUE TO SUPPRESSION\*

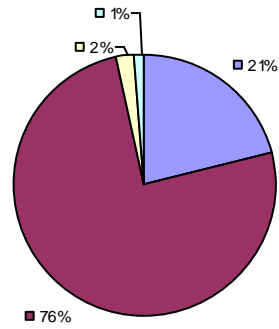
\* Data is suppressed if 100% of teachers/principals received the same rating or if the total teachers/principals in an LEA is less than five.

2013-14 TEACHER EVALUATION RESULTS

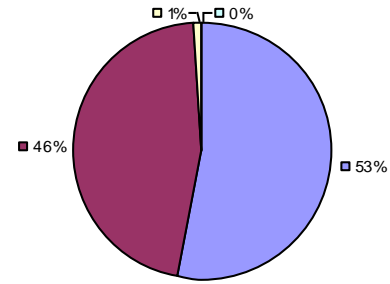
Student Growth



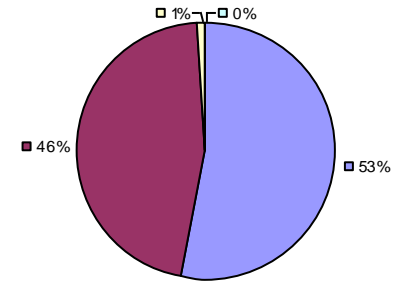
Local Measures



Other Measures



Overall Composite

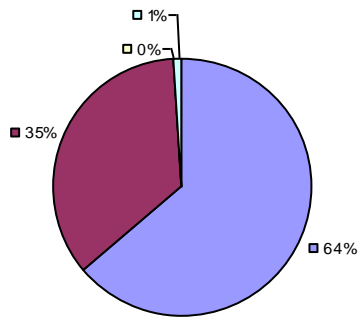


2013-14 PRINCIPAL EVALUATION RESULTS NOT SHOWN DUE TO SUPPRESSION\*

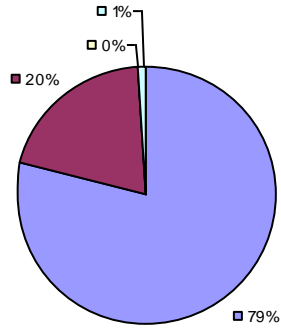
\* Data is suppressed if 100% of teachers/principals received the same rating or if the total teachers/principals in an LEA is less than five.

2013-14 TEACHER EVALUATION RESULTS

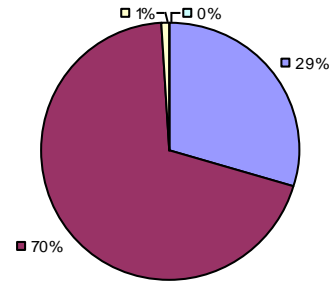
Student Growth



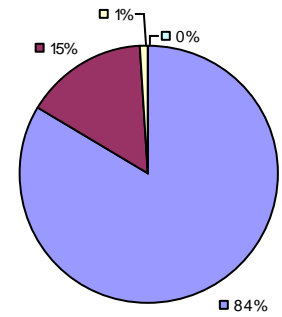
Local Measures



Other Measures



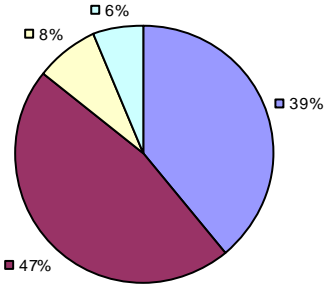
Overall Composite



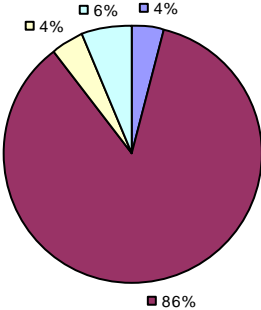
2013-14 PRINCIPAL EVALUATION RESULTS NOT SHOWN DUE TO SUPPRESSION\*

\* Data is suppressed if 100% of teachers/principals received the same rating or if the total teachers/principals in an LEA is less than five.

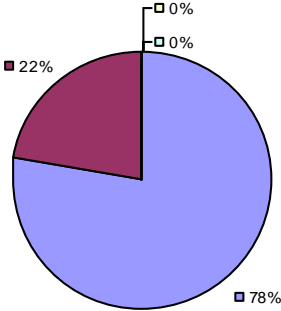
Student Growth



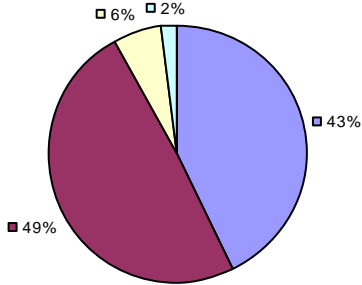
Local Measures



Other Measures



Overall Composite

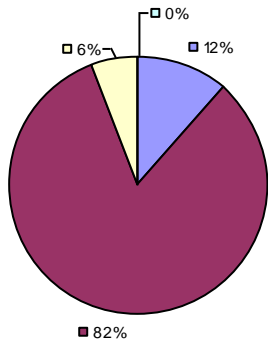


2013-14 PRINCIPAL EVALUATION RESULTS NOT SHOWN DUE TO SUPPRESSION\*

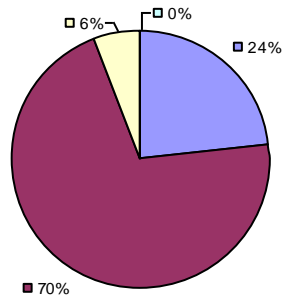
\* Data is suppressed if 100% of teachers/principals received the same rating or if the total teachers/principals in an LEA is less than five.

2013-14 TEACHER EVALUATION RESULTS

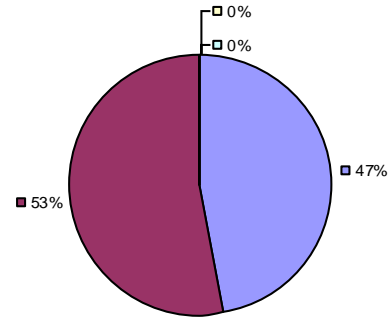
Student Growth



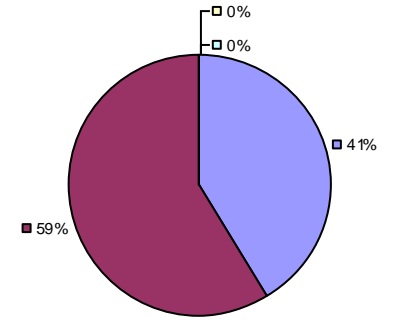
Local Measures



Other Measures



Overall Composite

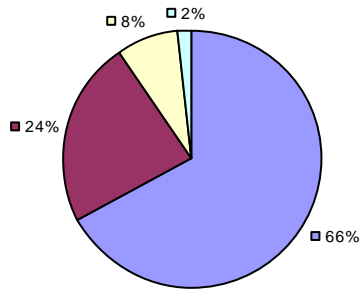


2013-14 PRINCIPAL EVALUATION RESULTS NOT SUBMITTED

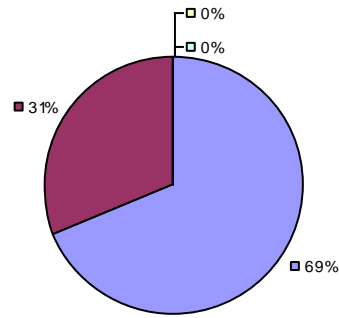
\* Data is suppressed if 100% of teachers/principals received the same rating or if the total teachers/principals in an LEA is less than five.

2013-14 TEACHER EVALUATION RESULTS

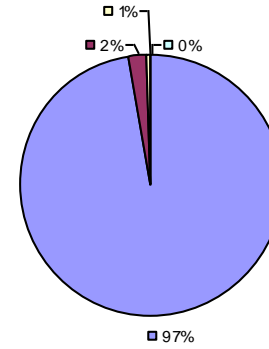
Student Growth



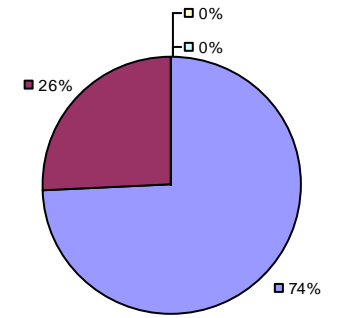
Local Measures



Other Measures



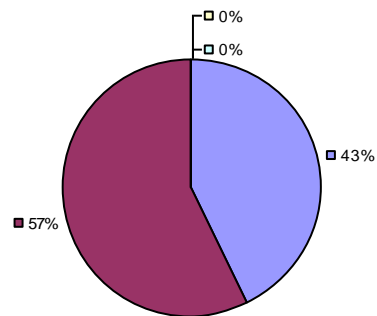
Overall Composite



2013-14 PRINCIPAL EVALUATION RESULTS

Student growth results not shown due to suppression\*

Local Measures



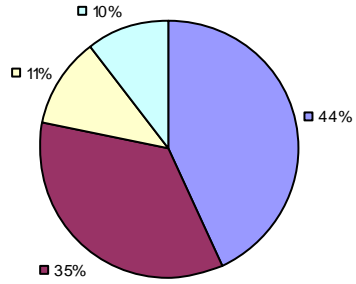
Other measures results not shown due to suppression\* Overall composite not shown due to suppression\*

\* Data is suppressed if 100% of teachers/principals received the same rating or if the total teachers/principals in an LEA is less than five.

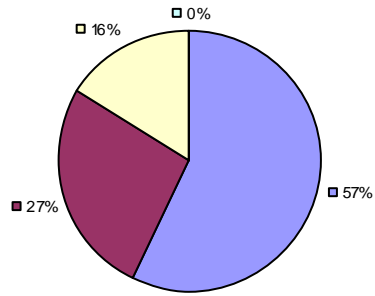


2013-14 TEACHER EVALUATION RESULTS

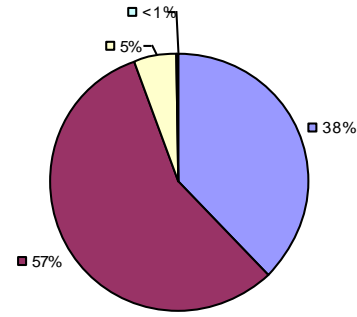
Student Growth



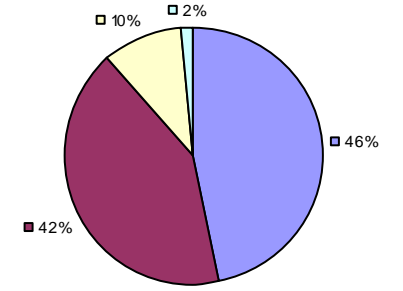
Local Measures



Other Measures

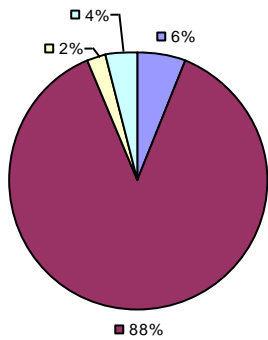


Overall Composite

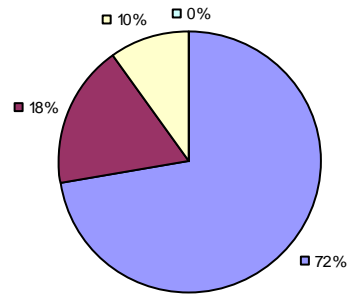


2013-14 PRINCIPAL EVALUATION RESULTS

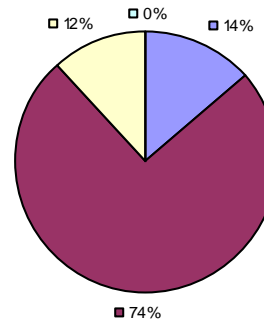
Student Growth



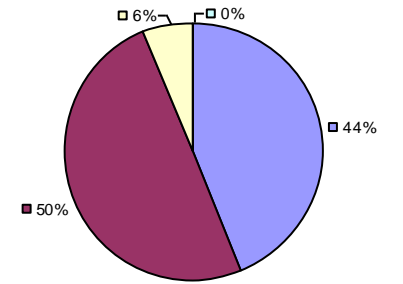
Local Measures



Other Measures



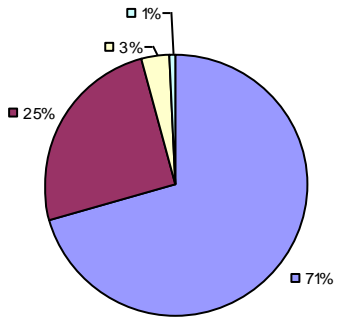
Overall Composite



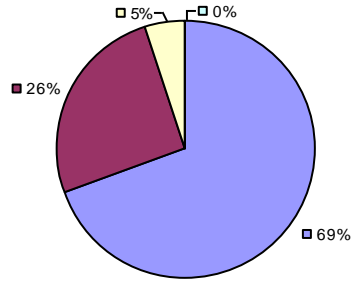
\* Data is suppressed if 100% of teachers/principals received the same rating or if the total teachers/principals in an LEA is less than five.

2013-14 TEACHER EVALUATION RESULTS

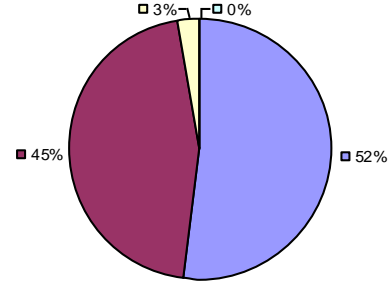
Student Growth



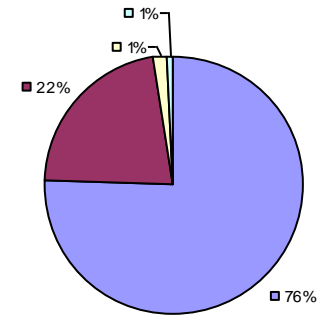
Local Measures



Other Measures

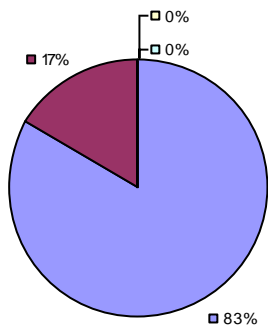


Overall Composite

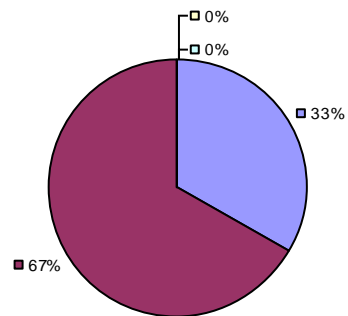


2013-14 PRINCIPAL EVALUATION RESULTS

Student Growth



Local Measures



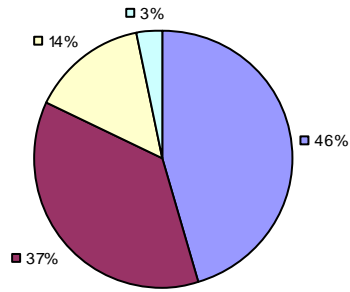
Other measures results not shown due to suppression\* Overall composite not shown due to suppression\*

\* Data is suppressed if 100% of teachers/principals received the same rating or if the total teachers/principals in an LEA is less than five.

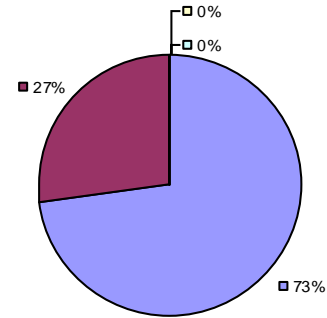
2013-14 TEACHER EVALUATION RESULTS

Student Growth

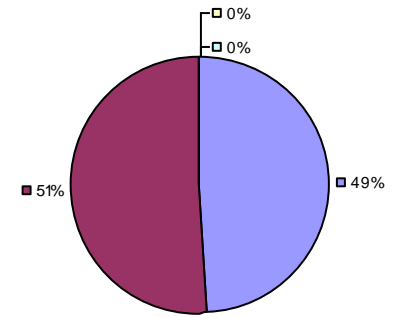
Local measures results not shown due to suppression\*



Other Measures



Overall Composite

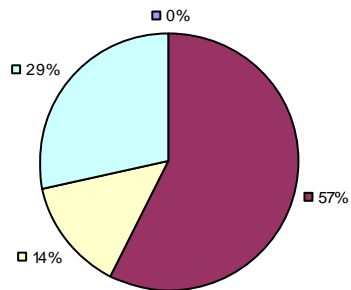


2013-14 PRINCIPAL EVALUATION RESULTS

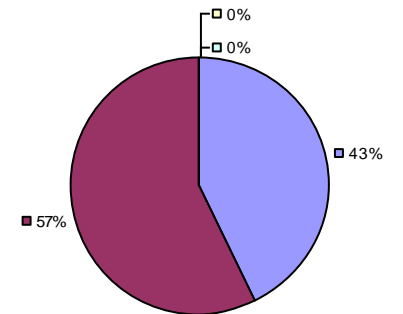
Student Growth

Local measures results not shown due to suppression\*

Other measures results not shown due to suppression\*



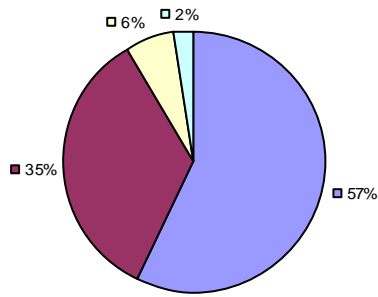
Overall Composite



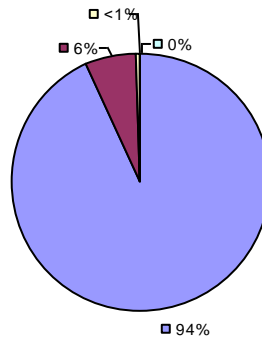
\* Data is suppressed if 100% of teachers/principals received the same rating or if the total teachers/principals in an LEA is less than five.

2013-14 TEACHER EVALUATION RESULTS

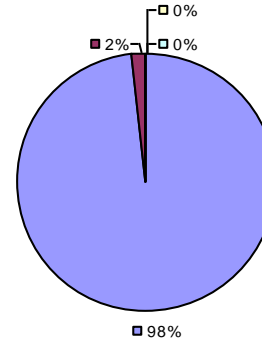
Student Growth



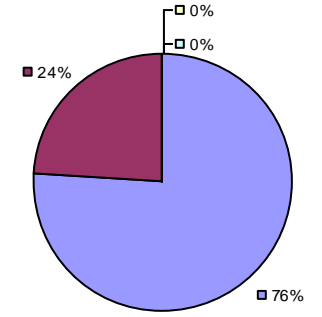
Local Measures



Other Measures



Overall Composite

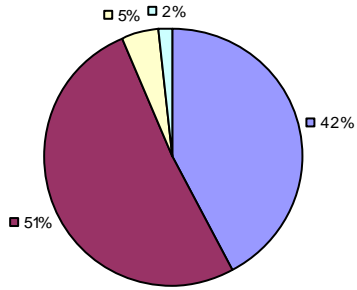


2013-14 PRINCIPAL EVALUATION RESULTS NOT SHOWN DUE TO SUPPRESSION\*

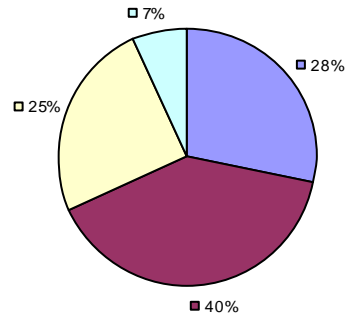
\* Data is suppressed if 100% of teachers/principals received the same rating or if the total teachers/principals in an LEA is less than five.

2013-14 TEACHER EVALUATION RESULTS

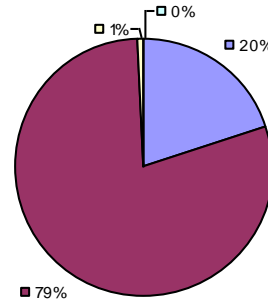
Student Growth



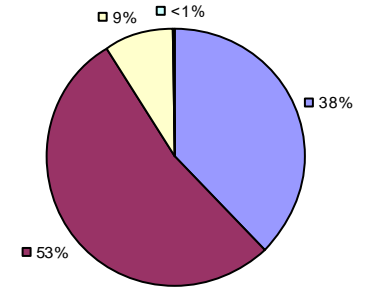
Local Measures



Other Measures

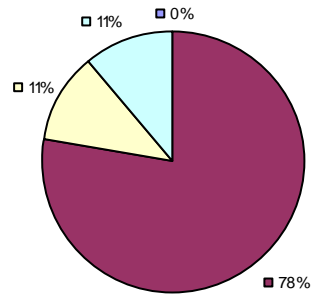


Overall Composite

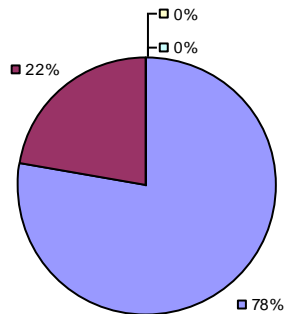


2013-14 PRINCIPAL EVALUATION RESULTS

Student Growth

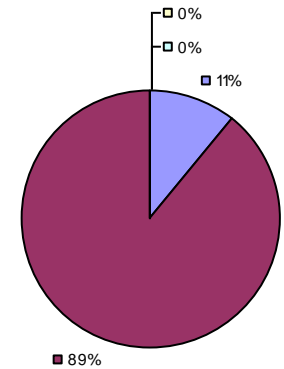


Local Measures



Other measures results not shown due to suppression\*

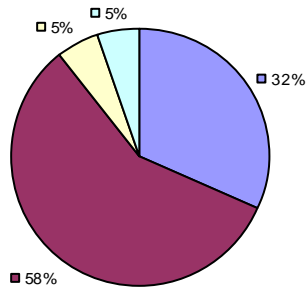
Overall Composite



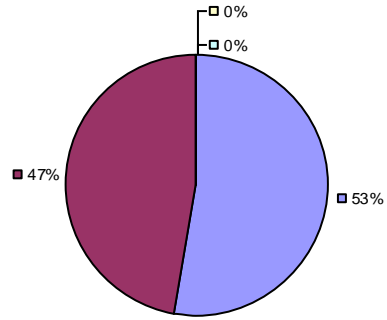
\* Data is suppressed if 100% of teachers/principals received the same rating or if the total teachers/principals in an LEA is less than five.

2013-14 TEACHER EVALUATION RESULTS

Student Growth

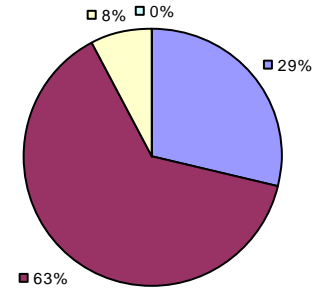


Local Measures



Other measures results not shown due to suppression\*

Overall Composite

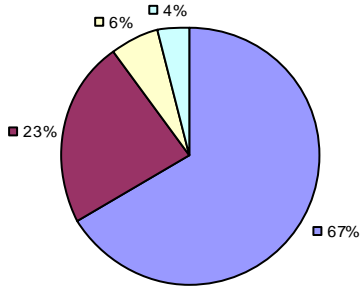


2013-14 PRINCIPAL EVALUATION RESULTS NOT SHOWN DUE TO SUPPRESSION\*

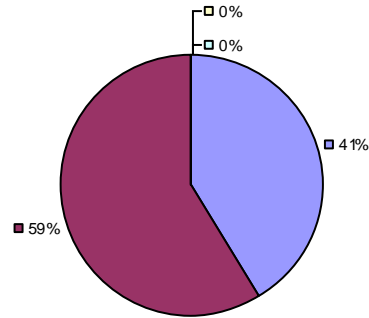
\* Data is suppressed if 100% of teachers/principals received the same rating or if the total teachers/principals in an LEA is less than five.

**2013-14 TEACHER EVALUATION RESULTS**

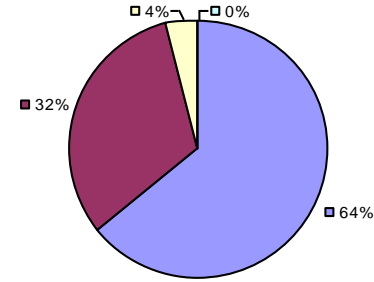
**Student Growth**



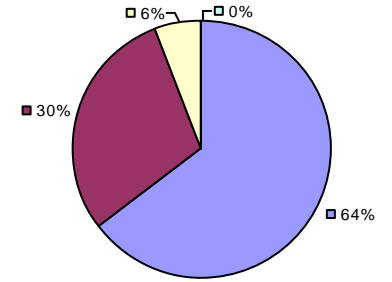
**Local Measures**



**Other Measures**



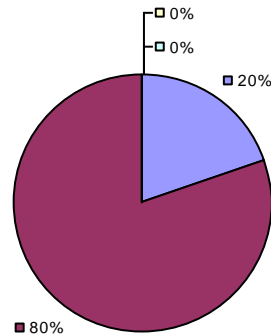
**Overall Composite**



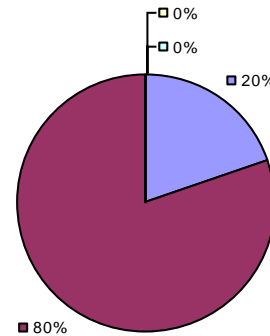
**2013-14 PRINCIPAL EVALUATION RESULTS**

*Student growth results not shown due to suppression\**

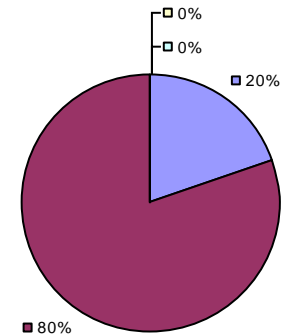
**Local Measures**



**Other Measures**



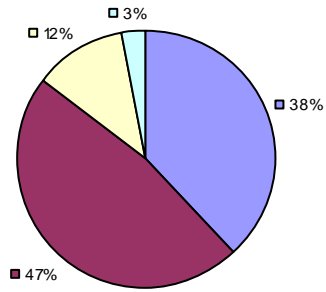
**Overall Composite**



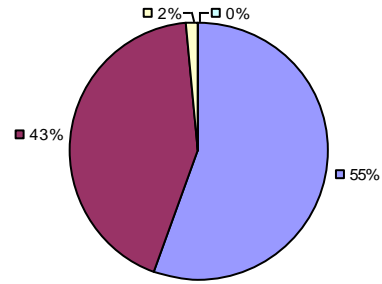
\* Data is suppressed if 100% of teachers/principals received the same rating or if the total teachers/principals in an LEA is less than five.

2013-14 TEACHER EVALUATION RESULTS

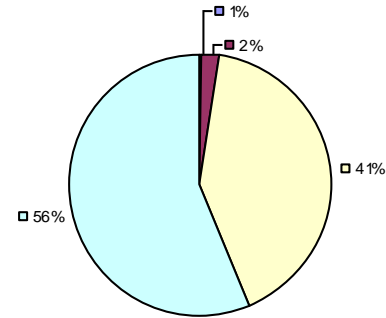
Student Growth



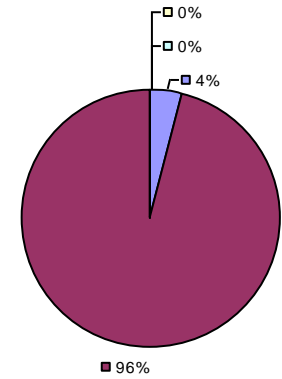
Local Measures



Other Measures

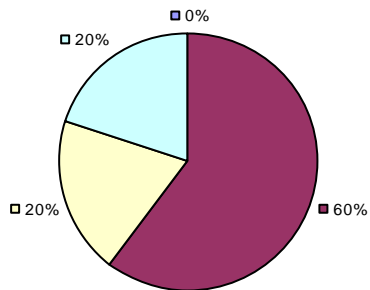


Overall Composite



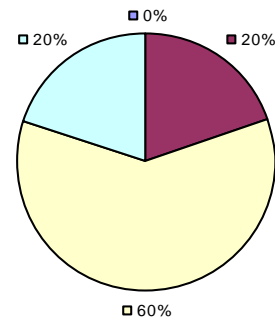
2013-14 PRINCIPAL EVALUATION RESULTS

Student Growth

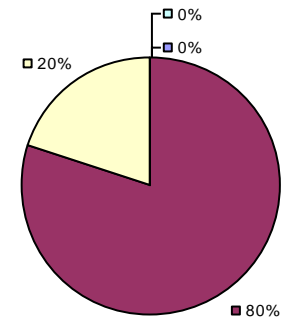


Local measures results not shown due to suppression\*

Other Measures



Overall Composite



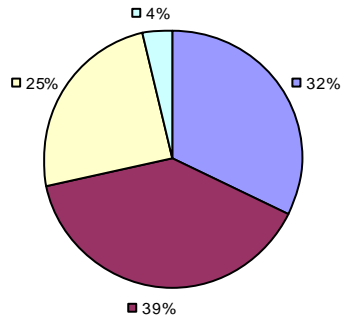
\* Data is suppressed if 100% of teachers/principals received the same rating or if the total teachers/principals in an LEA is less than five.



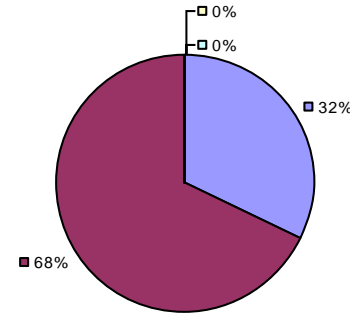
2013-14 TEACHER EVALUATION RESULTS

Student Growth

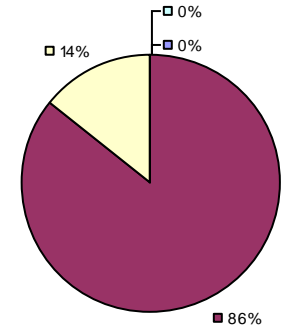
Local measures results not shown due to suppression\*



Other Measures



Overall Composite



2013-14 PRINCIPAL EVALUATION RESULTS NOT SHOWN DUE TO SUPPRESSION\*

\* Data is suppressed if 100% of teachers/principals received the same rating or if the total teachers/principals in an LEA is less than five.

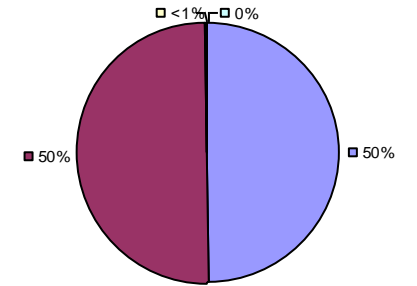
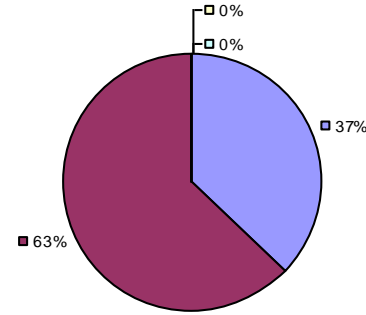
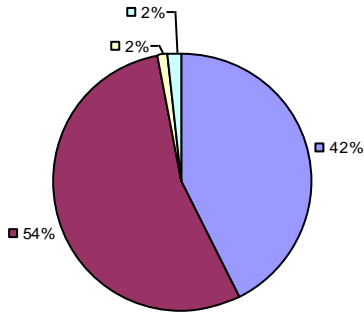
2013-14 TEACHER EVALUATION RESULTS

Student Growth

Local measures results not shown due to suppression\*

Other Measures

Overall Composite



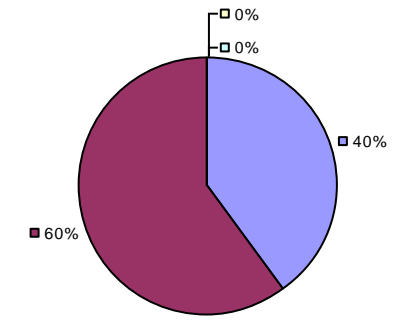
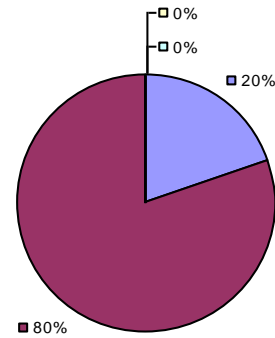
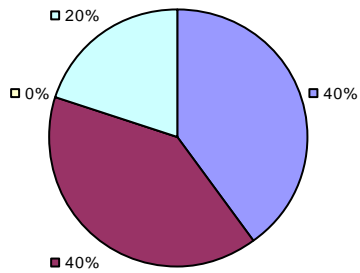
2013-14 PRINCIPAL EVALUATION RESULTS

Student Growth

Local measures results not shown due to suppression\*

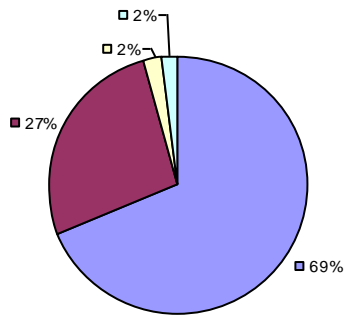
Other Measures

Overall Composite

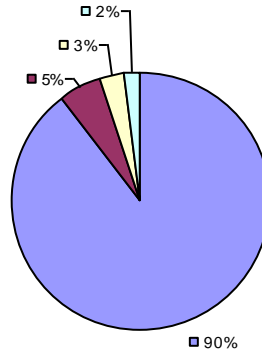


\* Data is suppressed if 100% of teachers/principals received the same rating or if the total teachers/principals in an LEA is less than five.

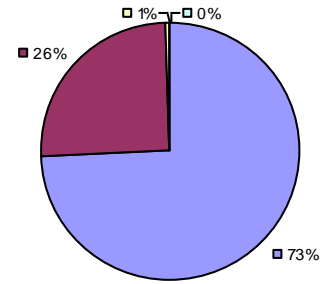
**Student Growth**



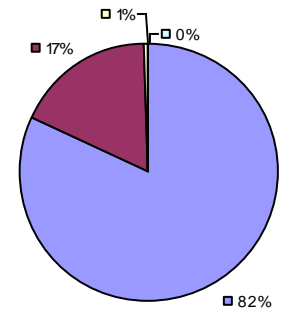
**Local Measures**



**Other Measures**



**Overall Composite**

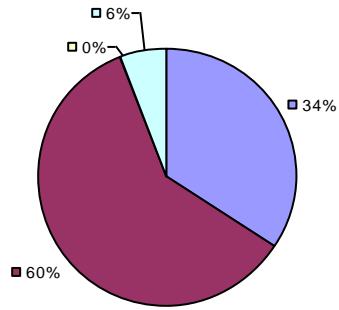


**2013-14 PRINCIPAL EVALUATION RESULTS NOT SHOWN DUE TO SUPPRESSION\***

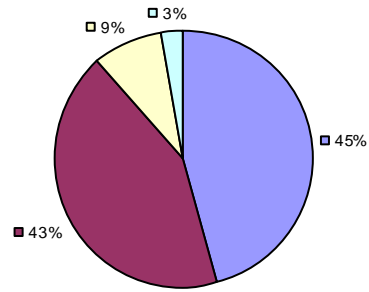
\* Data is suppressed if 100% of teachers/principals received the same rating or if the total teachers/principals in an LEA is less than five.

2013-14 TEACHER EVALUATION RESULTS

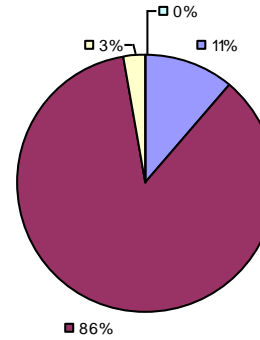
Student Growth



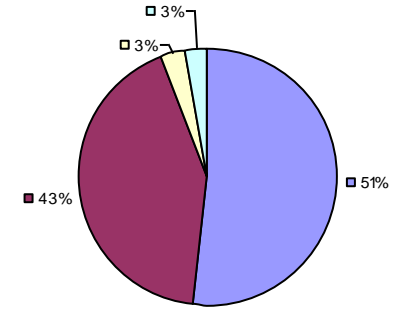
Local Measures



Other Measures



Overall Composite



2013-14 PRINCIPAL EVALUATION RESULTS NOT SHOWN DUE TO SUPPRESSION\*

\* Data is suppressed if 100% of teachers/principals received the same rating or if the total teachers/principals in an LEA is less than five.

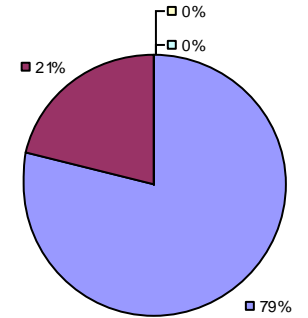
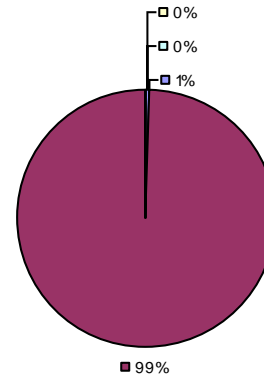
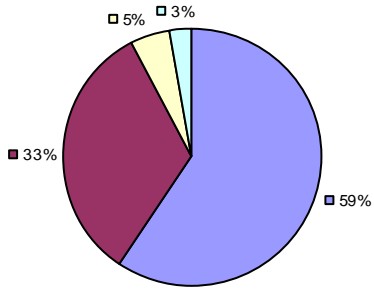
2013-14 TEACHER EVALUATION RESULTS

Student Growth

Local measures results not shown due to suppression\*

Other Measures

Overall Composite



2013-14 PRINCIPAL EVALUATION RESULTS NOT SHOWN DUE TO SUPPRESSION\*

\* Data is suppressed if 100% of teachers/principals received the same rating or if the total teachers/principals in an LEA is less than five.

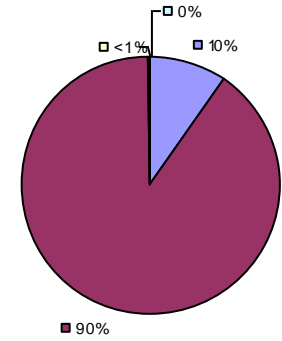
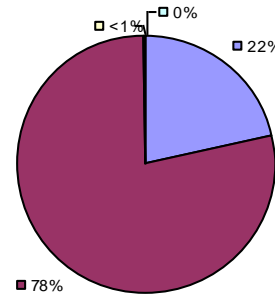
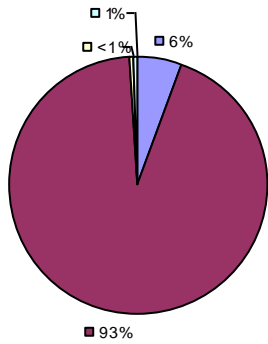
2013-14 TEACHER EVALUATION RESULTS

Student Growth

Local measures results not shown due to suppression\*

Other Measures

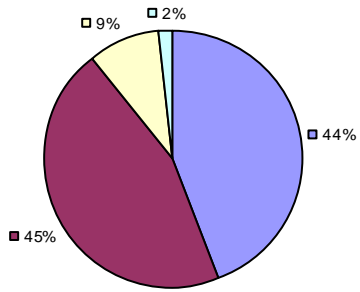
Overall Composite



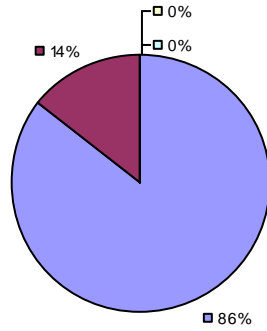
2013-14 PRINCIPAL EVALUATION RESULTS NOT SHOWN DUE TO SUPPRESSION\*

\* Data is suppressed if 100% of teachers/principals received the same rating or if the total teachers/principals in an LEA is less than five.

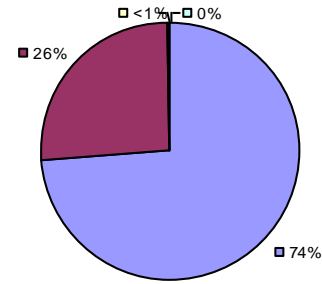
Student Growth



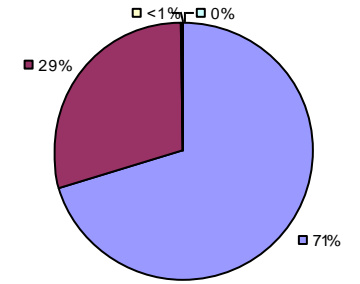
Local Measures



Other Measures

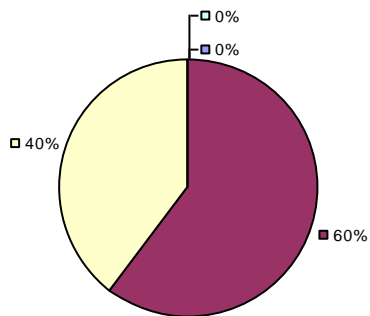


Overall Composite

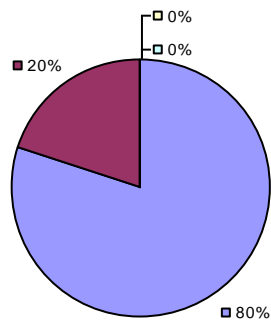


2013-14 PRINCIPAL EVALUATION RESULTS

Student Growth



Local Measures

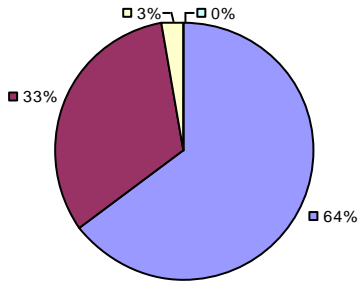


Other measures results not shown due to suppression\* Overall composite not shown due to suppression\*

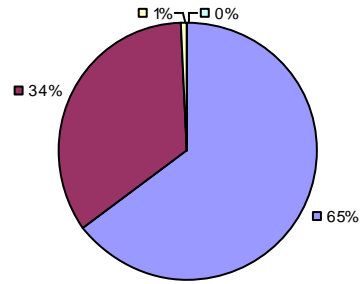
\* Data is suppressed if 100% of teachers/principals received the same rating or if the total teachers/principals in an LEA is less than five.

**2013-14 TEACHER EVALUATION RESULTS**

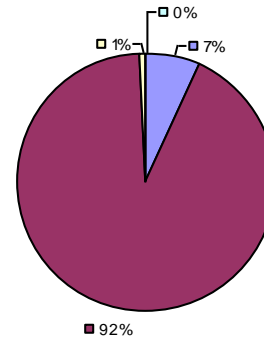
**Student Growth**



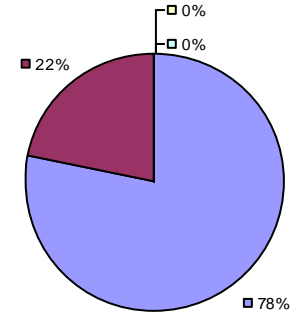
**Local Measures**



**Other Measures**



**Overall Composite**



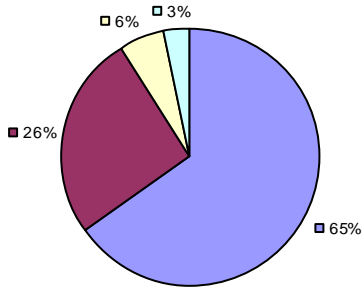
**2013-14 PRINCIPAL EVALUATION RESULTS NOT SHOWN DUE TO SUPPRESSION\***

\* Data is suppressed if 100% of teachers/principals received the same rating or if the total teachers/principals in an LEA is less than five.

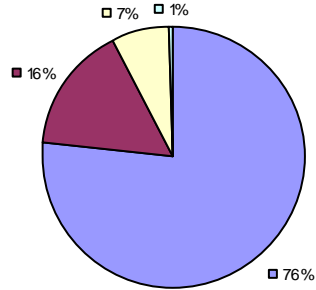


2013-14 TEACHER EVALUATION RESULTS

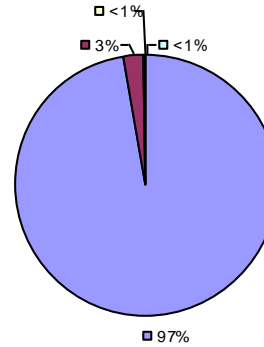
Student Growth



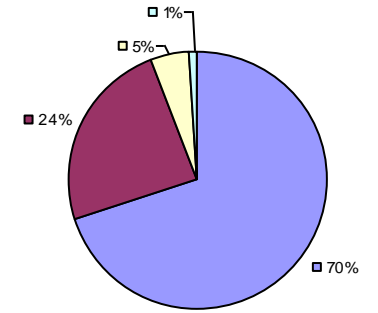
Local Measures



Other Measures

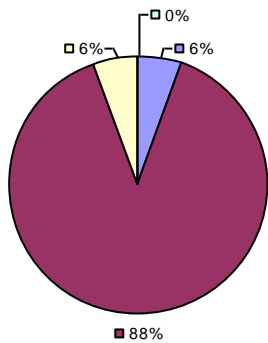


Overall Composite

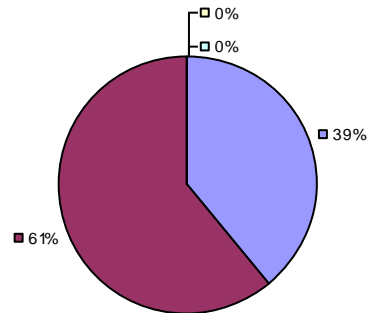


2013-14 PRINCIPAL EVALUATION RESULTS

Student Growth

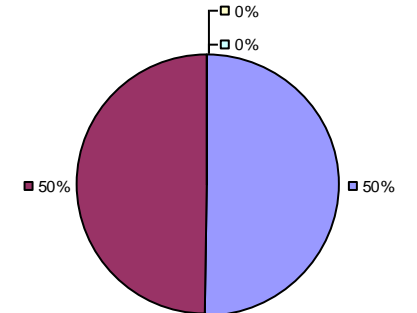


Local Measures



Other measures results not shown due to suppression\*

Overall Composite



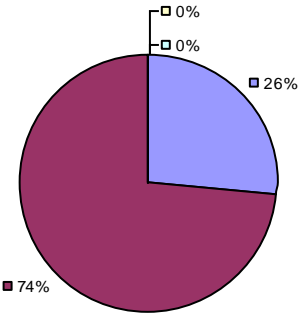
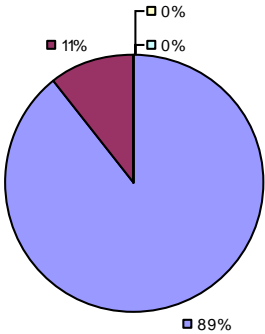
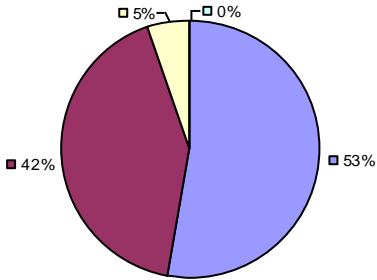
\* Data is suppressed if 100% of teachers/principals received the same rating or if the total teachers/principals in an LEA is less than five.

Student Growth

Local measures results not shown due to suppression\*

Other Measures

Overall Composite

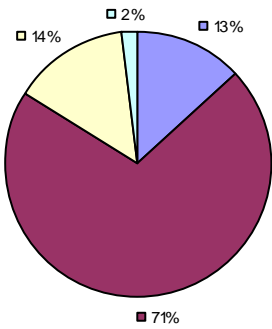


2013-14 PRINCIPAL EVALUATION RESULTS NOT SHOWN DUE TO SUPPRESSION\*

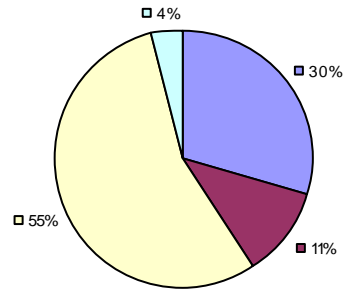
\* Data is suppressed if 100% of teachers/principals received the same rating or if the total teachers/principals in an LEA is less than five.

2013-14 TEACHER EVALUATION RESULTS

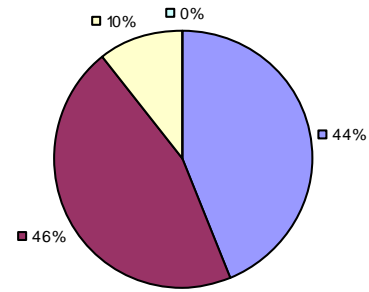
Student Growth



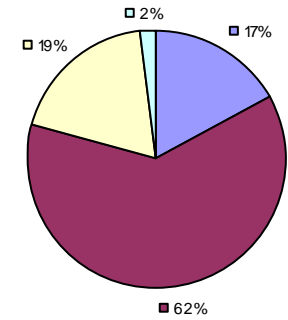
Local Measures



Other Measures



Overall Composite



2013-14 PRINCIPAL EVALUATION RESULTS NOT SHOWN DUE TO SUPPRESSION\*

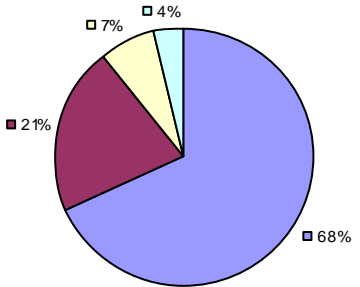
\* Data is suppressed if 100% of teachers/principals received the same rating or if the total teachers/principals in an LEA is less than five.

2013-14 TEACHER EVALUATION RESULTS NOT SHOWN DUE TO SUPPRESSION\*

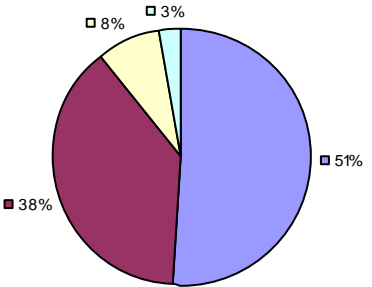
2013-14 PRINCIPAL EVALUATION RESULTS NOT SHOWN DUE TO SUPPRESSION\*

\* Data is suppressed if 100% of teachers/principals received the same rating or if the total teachers/principals in an LEA is less than five.

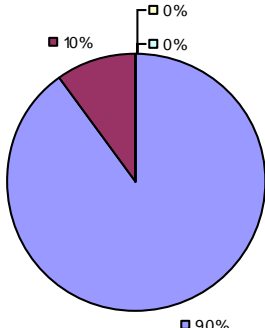
Student Growth



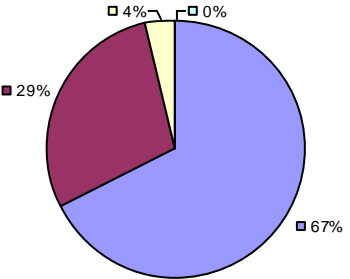
Local Measures



Other Measures



Overall Composite



2013-14 PRINCIPAL EVALUATION RESULTS NOT SHOWN DUE TO SUPPRESSION\*

\* Data is suppressed if 100% of teachers/principals received the same rating or if the total teachers/principals in an LEA is less than five.

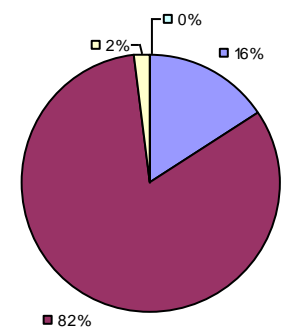
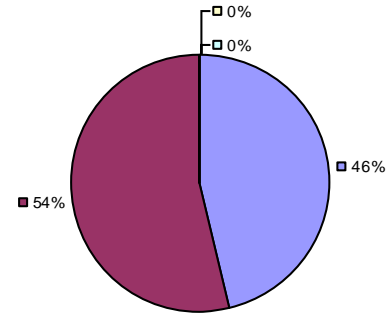
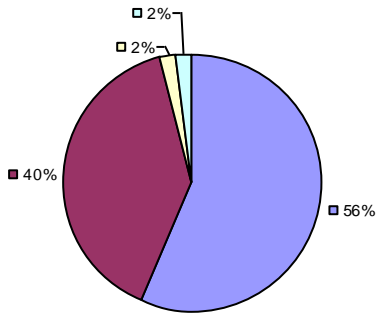
2013-14 TEACHER EVALUATION RESULTS

Student Growth

Local measures results not shown due to suppression\*

Other Measures

Overall Composite

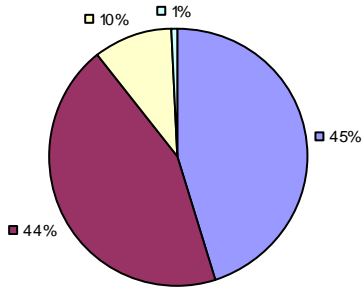


2013-14 PRINCIPAL EVALUATION RESULTS NOT SHOWN DUE TO SUPPRESSION\*

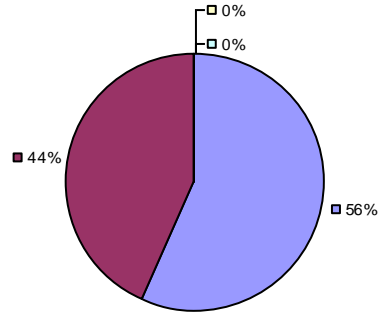
\* Data is suppressed if 100% of teachers/principals received the same rating or if the total teachers/principals in an LEA is less than five.

2013-14 TEACHER EVALUATION RESULTS

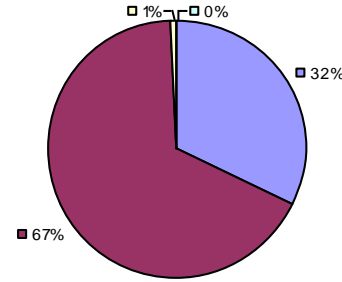
Student Growth



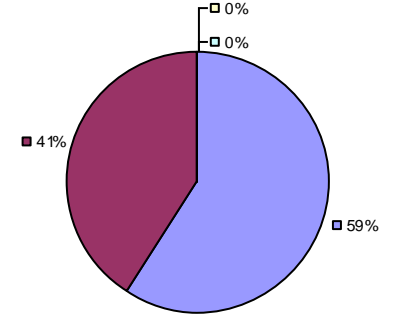
Local Measures



Other Measures

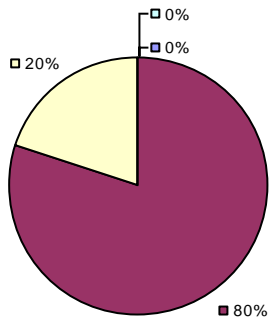


Overall Composite

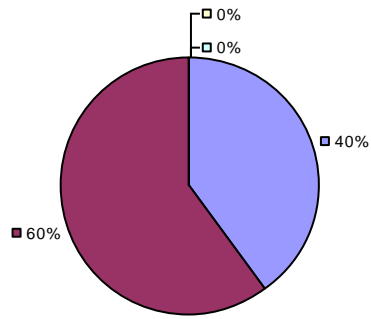


2013-14 PRINCIPAL EVALUATION RESULTS

Student Growth

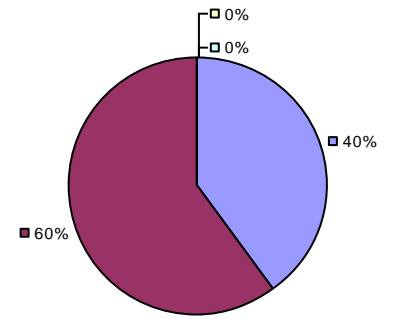


Local Measures



Other measures results not shown due to suppression\*

Overall Composite



\* Data is suppressed if 100% of teachers/principals received the same rating or if the total teachers/principals in an LEA is less than five.

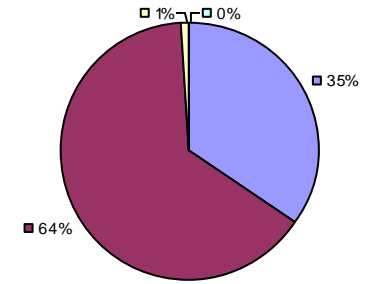
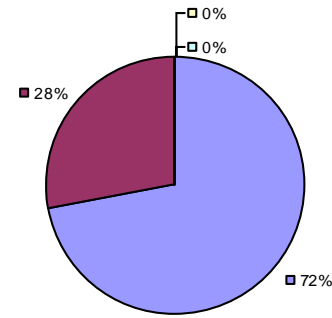
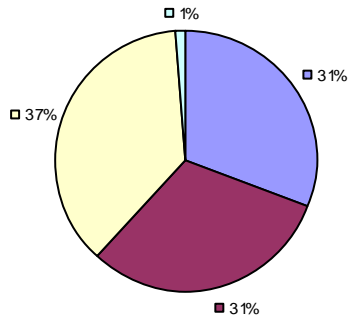
2013-14 TEACHER EVALUATION RESULTS

Student Growth

Local measures results not shown due to suppression\*

Other Measures

Overall Composite



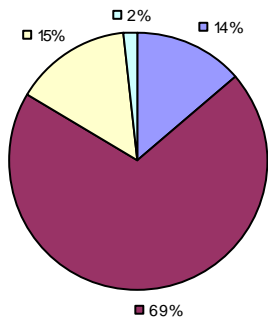
2013-14 PRINCIPAL EVALUATION RESULTS NOT SHOWN DUE TO SUPPRESSION\*

\* Data is suppressed if 100% of teachers/principals received the same rating or if the total teachers/principals in an LEA is less than five.

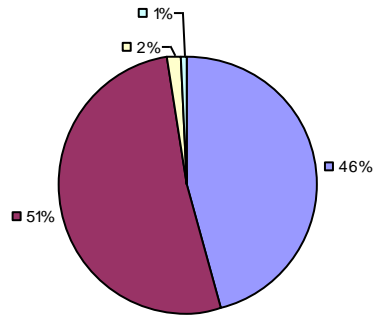


2013-14 TEACHER EVALUATION RESULTS

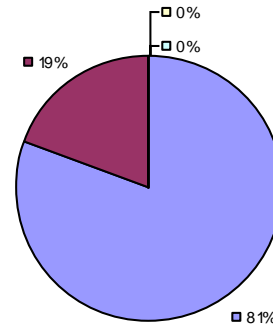
Student Growth



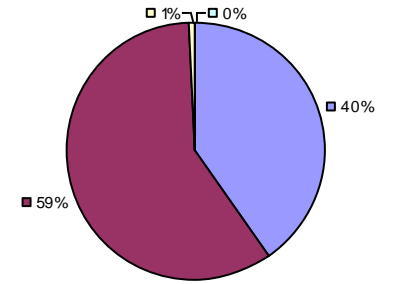
Local Measures



Other Measures



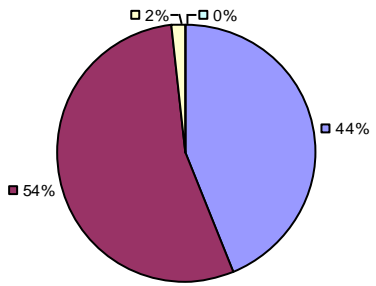
Overall Composite



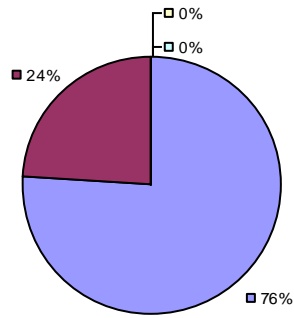
2013-14 PRINCIPAL EVALUATION RESULTS NOT SHOWN DUE TO SUPPRESSION\*

\* Data is suppressed if 100% of teachers/principals received the same rating or if the total teachers/principals in an LEA is less than five.

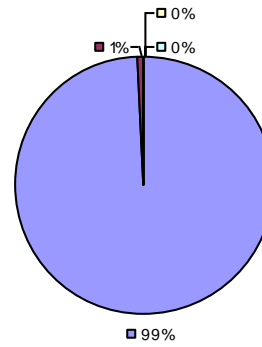
Student Growth



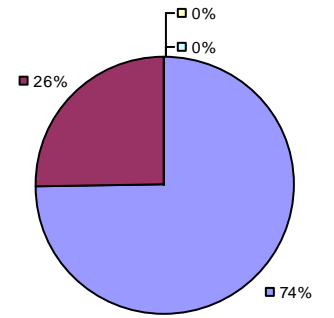
Local Measures



Other Measures



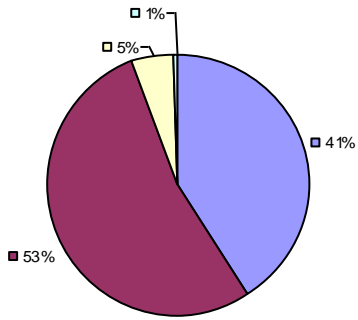
Overall Composite



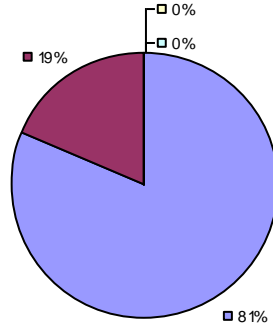
2013-14 PRINCIPAL EVALUATION RESULTS NOT SHOWN DUE TO SUPPRESSION\*

\* Data is suppressed if 100% of teachers/principals received the same rating or if the total teachers/principals in an LEA is less than five.

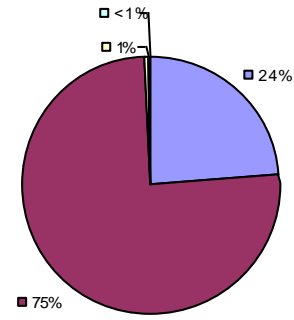
**Student Growth**



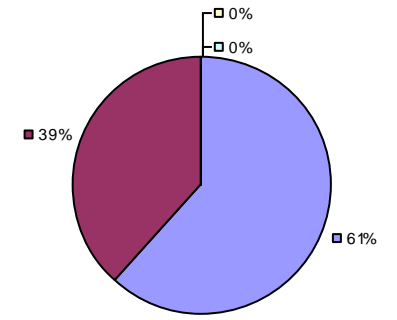
**Local Measures**



**Other Measures**



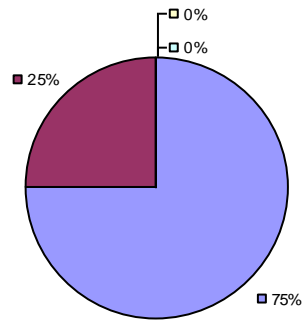
**Overall Composite**



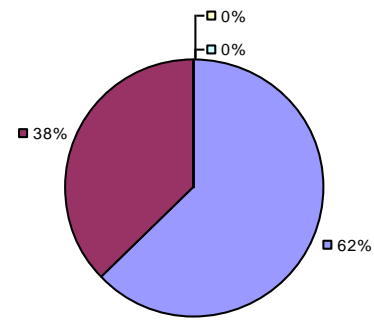
**2013-14 PRINCIPAL EVALUATION RESULTS**

*Student growth results not shown due to suppression\**

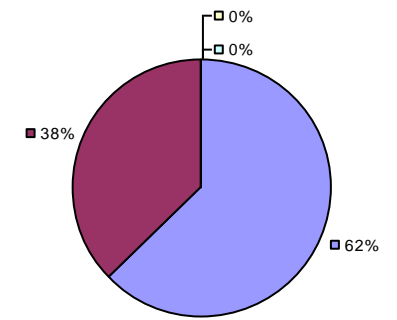
**Local Measures**



**Other Measures**



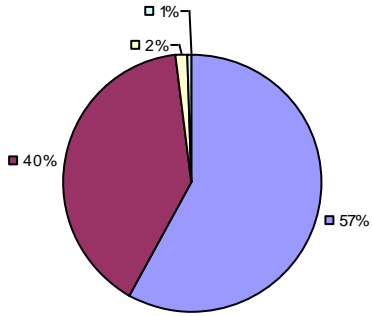
**Overall Composite**



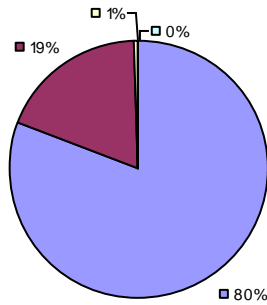
\* Data is suppressed if 100% of teachers/principals received the same rating or if the total teachers/principals in an LEA is less than five.

2013-14 TEACHER EVALUATION RESULTS

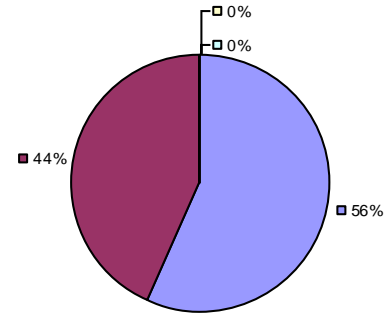
Student Growth



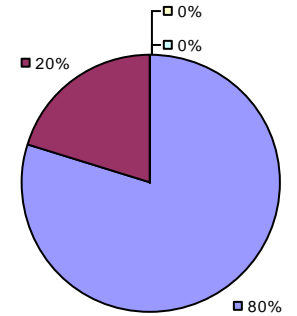
Local Measures



Other Measures



Overall Composite



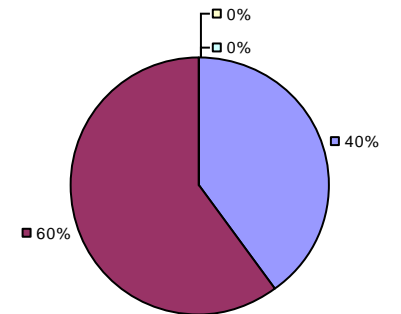
2013-14 PRINCIPAL EVALUATION RESULTS

Student growth results not shown due to suppression\*

Local measures results not shown due to suppression\*

Other measures results not shown due to suppression\*

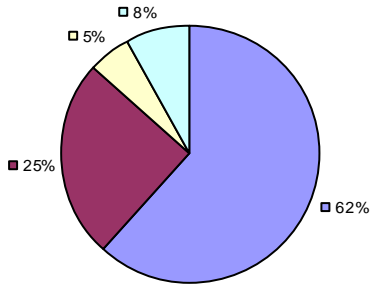
Overall Composite



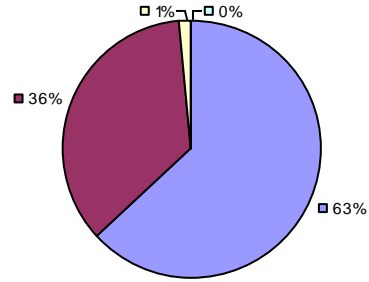
\* Data is suppressed if 100% of teachers/principals received the same rating or if the total teachers/principals in an LEA is less than five.

2013-14 TEACHER EVALUATION RESULTS

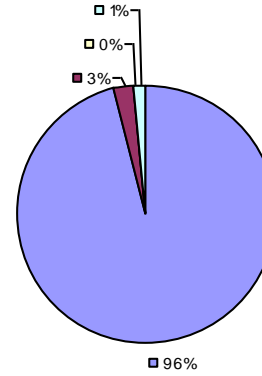
Student Growth



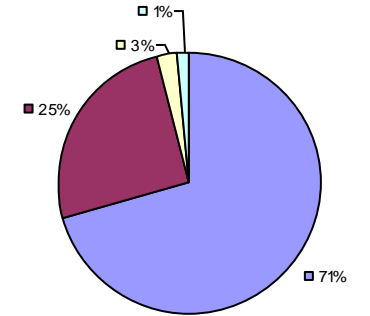
Local Measures



Other Measures



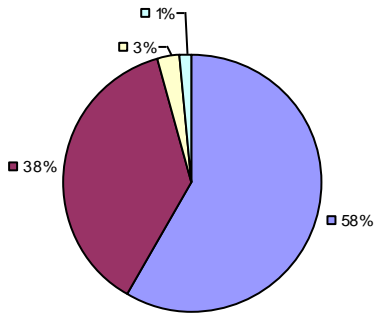
Overall Composite



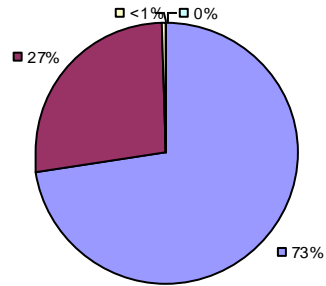
2013-14 PRINCIPAL EVALUATION RESULTS NOT SHOWN DUE TO SUPPRESSION\*

\* Data is suppressed if 100% of teachers/principals received the same rating or if the total teachers/principals in an LEA is less than five.

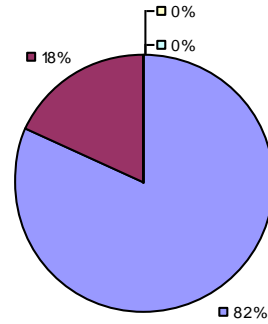
Student Growth



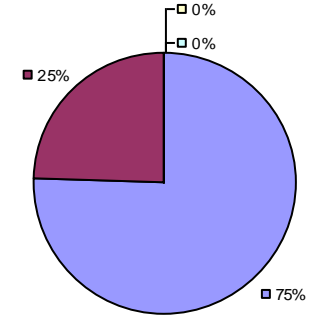
Local Measures



Other Measures

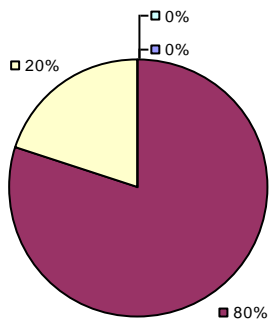


Overall Composite

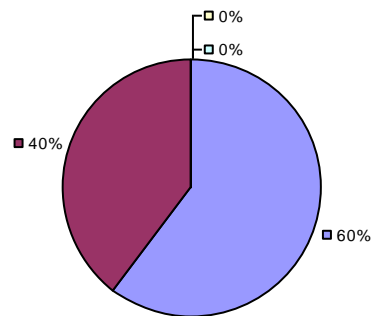


2013-14 PRINCIPAL EVALUATION RESULTS

Student Growth

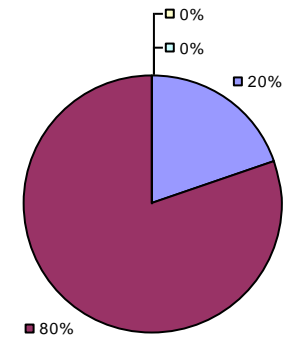


Local Measures



Other measures results not shown due to suppression\*

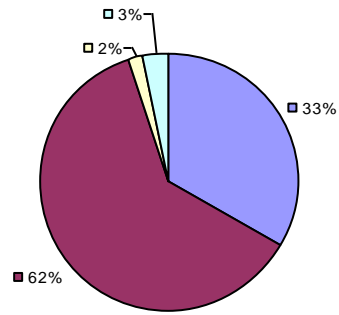
Overall Composite



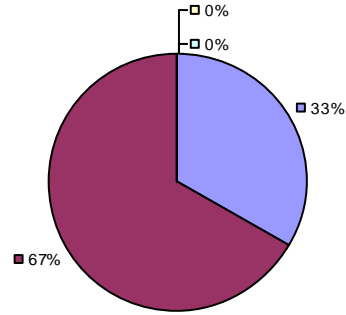
\* Data is suppressed if 100% of teachers/principals received the same rating or if the total teachers/principals in an LEA is less than five.

2013-14 TEACHER EVALUATION RESULTS

Student Growth

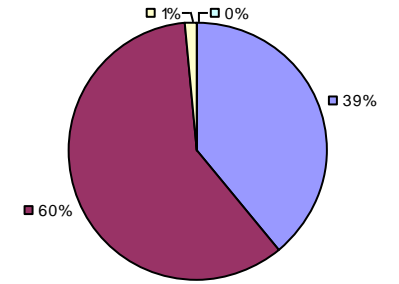


Local Measures



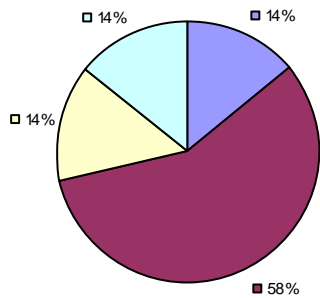
Other measures results not shown due to suppression\*

Overall Composite

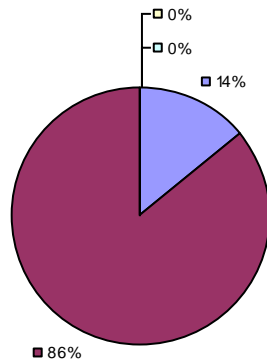


2013-14 PRINCIPAL EVALUATION RESULTS

Student Growth

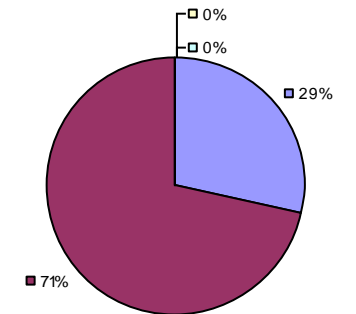


Local Measures



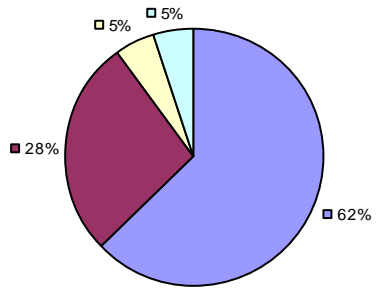
Other measures results not shown due to suppression\*

Overall Composite

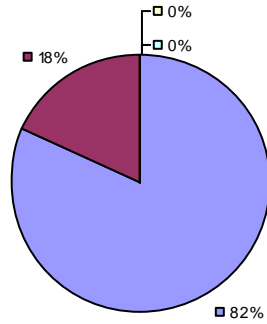


\* Data is suppressed if 100% of teachers/principals received the same rating or if the total teachers/principals in an LEA is less than five.

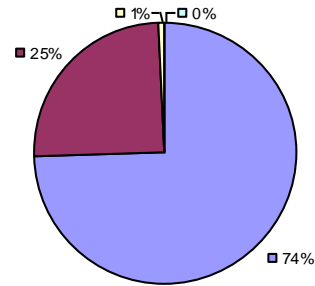
Student Growth



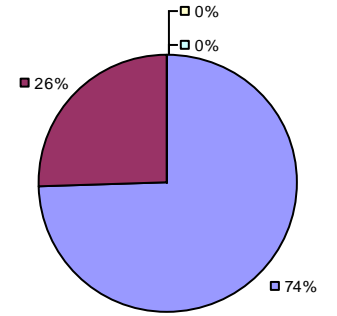
Local Measures



Other Measures



Overall Composite



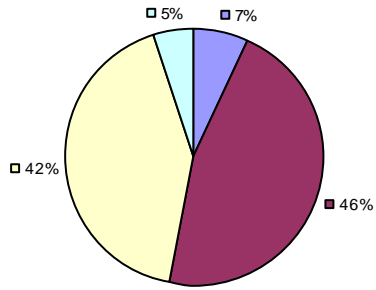
2013-14 PRINCIPAL EVALUATION RESULTS NOT SHOWN DUE TO SUPPRESSION\*

\* Data is suppressed if 100% of teachers/principals received the same rating or if the total teachers/principals in an LEA is less than five.

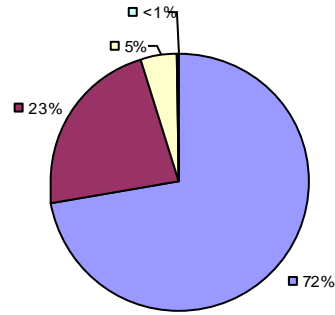


**2013-14 TEACHER EVALUATION RESULTS**

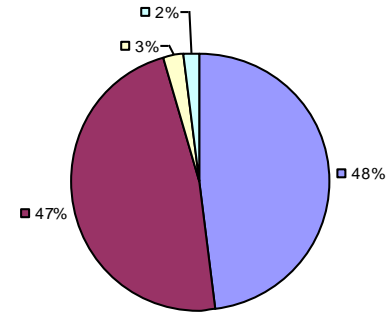
**Student Growth**



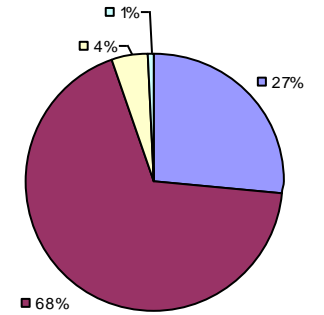
**Local Measures**



**Other Measures**

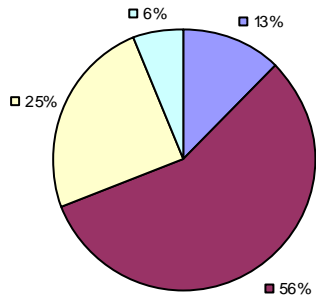


**Overall Composite**

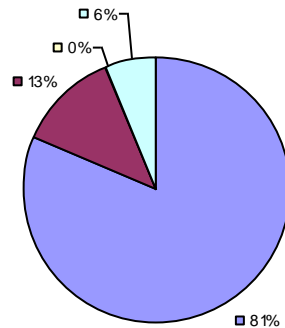


**2013-14 PRINCIPAL EVALUATION RESULTS**

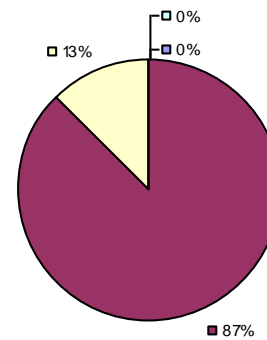
**Student Growth**



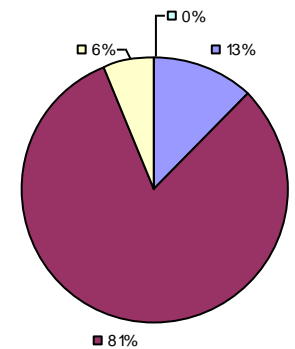
**Local Measures**



**Other Measures**



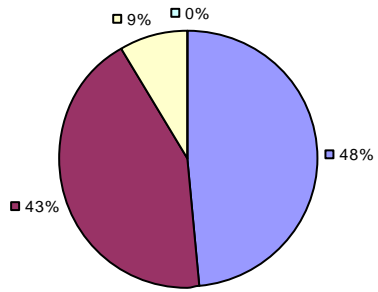
**Overall Composite**



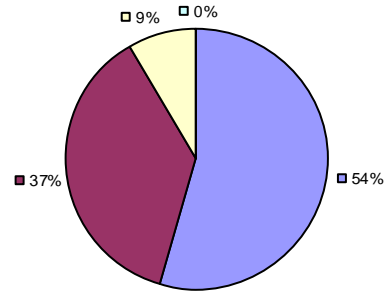
\* Data is suppressed if 100% of teachers/principals received the same rating or if the total teachers/principals in an LEA is less than five.

**2013-14 TEACHER EVALUATION RESULTS**

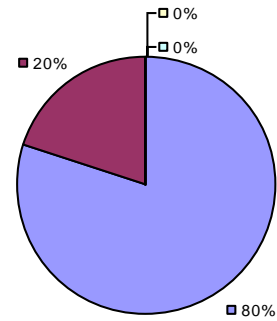
**Student Growth**



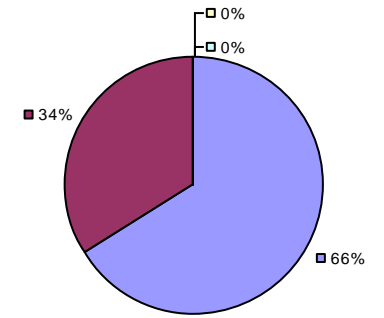
**Local Measures**



**Other Measures**



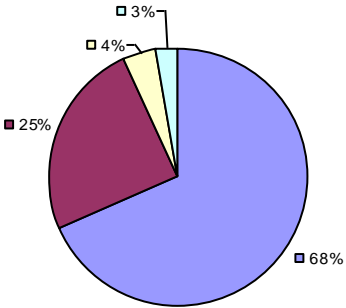
**Overall Composite**



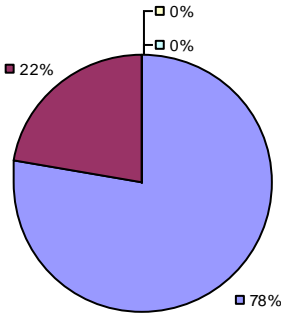
**2013-14 PRINCIPAL EVALUATION RESULTS NOT SHOWN DUE TO SUPPRESSION\***

\* Data is suppressed if 100% of teachers/principals received the same rating or if the total teachers/principals in an LEA is less than five.

Student Growth

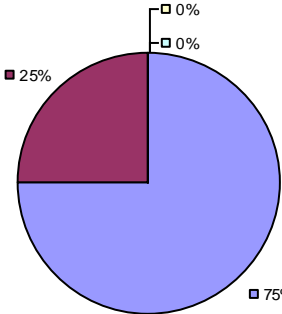


Local Measures



Other measures results not shown due to suppression\*

Overall Composite



2013-14 PRINCIPAL EVALUATION RESULTS NOT SHOWN DUE TO SUPPRESSION\*

\* Data is suppressed if 100% of teachers/principals received the same rating or if the total teachers/principals in an LEA is less than five.

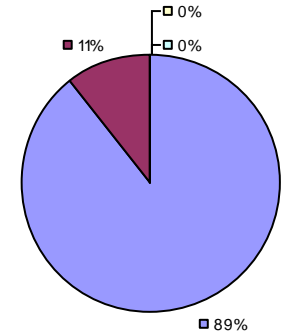
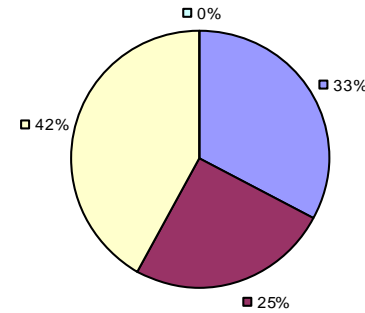
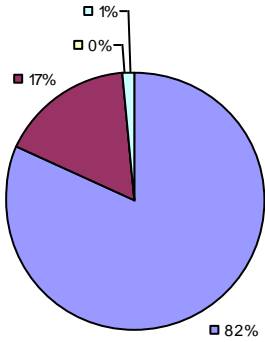
2013-14 TEACHER EVALUATION RESULTS

Student Growth

Local measures results not shown due to suppression\*

Other Measures

Overall Composite



2013-14 PRINCIPAL EVALUATION RESULTS NOT SUBMITTED

\* Data is suppressed if 100% of teachers/principals received the same rating or if the total teachers/principals in an LEA is less than five.

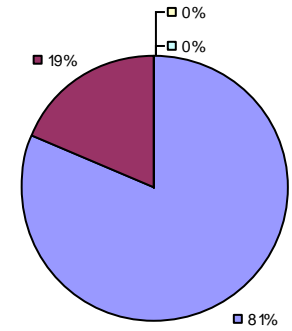
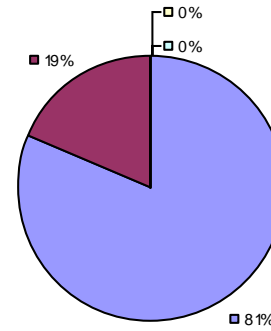
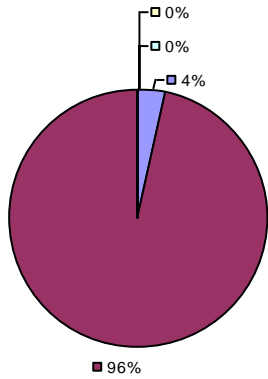
2013-14 TEACHER EVALUATION RESULTS

Student Growth

Local measures results not shown due to suppression\*

Other Measures

Overall Composite

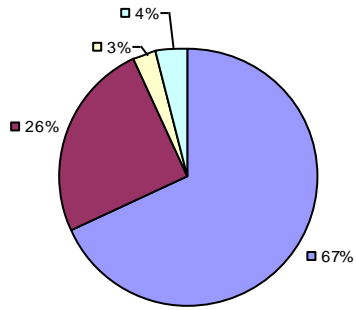


2013-14 PRINCIPAL EVALUATION RESULTS NOT SHOWN DUE TO SUPPRESSION\*

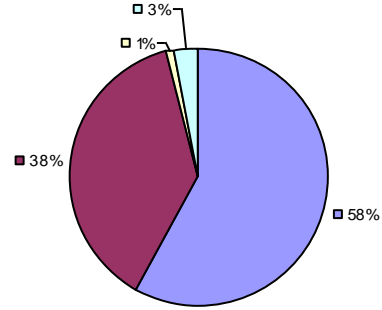
\* Data is suppressed if 100% of teachers/principals received the same rating or if the total teachers/principals in an LEA is less than five.

2013-14 TEACHER EVALUATION RESULTS

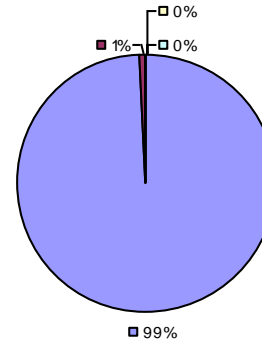
Student Growth



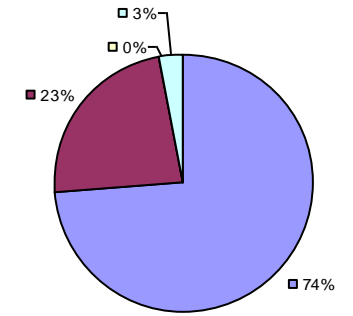
Local Measures



Other Measures



Overall Composite

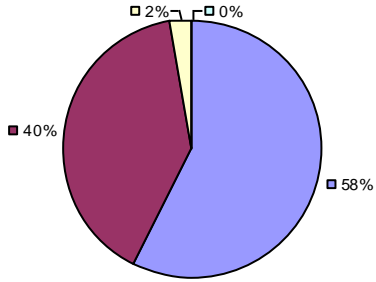


2013-14 PRINCIPAL EVALUATION RESULTS NOT SHOWN DUE TO SUPPRESSION\*

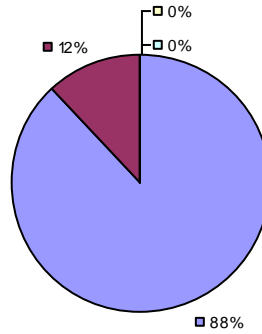
\* Data is suppressed if 100% of teachers/principals received the same rating or if the total teachers/principals in an LEA is less than five.

2013-14 TEACHER EVALUATION RESULTS

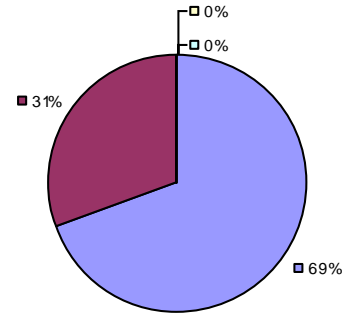
Student Growth



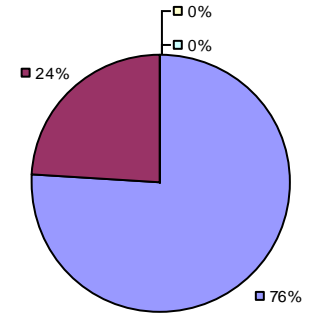
Local Measures



Other Measures



Overall Composite



2013-14 PRINCIPAL EVALUATION RESULTS NOT SHOWN DUE TO SUPPRESSION\*

\* Data is suppressed if 100% of teachers/principals received the same rating or if the total teachers/principals in an LEA is less than five.

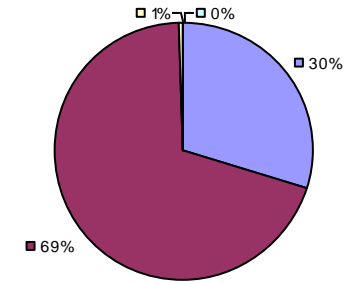
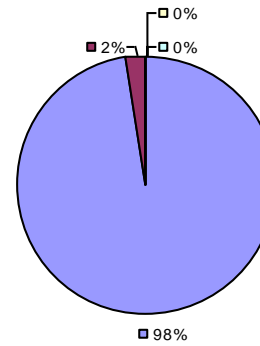
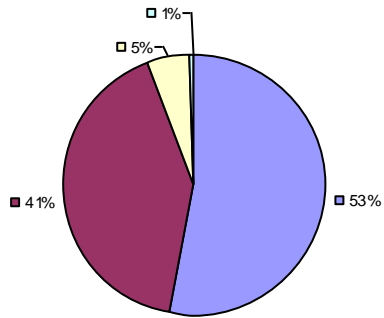
2013-14 TEACHER EVALUATION RESULTS

Student Growth

Local measures results not shown due to suppression\*

Other Measures

Overall Composite



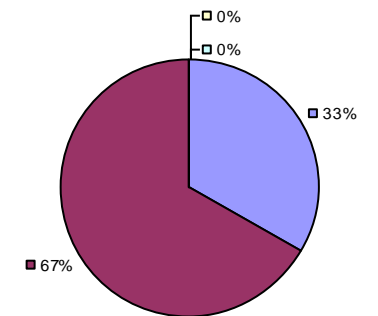
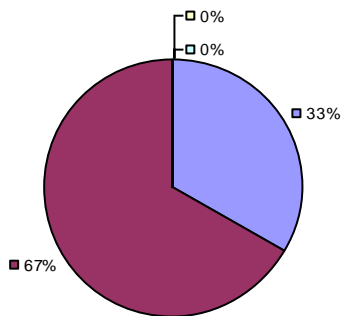
2013-14 PRINCIPAL EVALUATION RESULTS

Student Growth

Local measures results not shown due to suppression\*

Other measures results not shown due to suppression\*

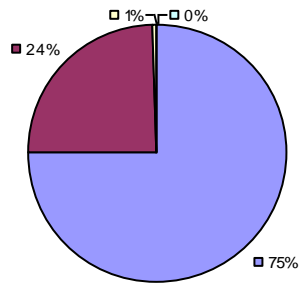
Overall Composite



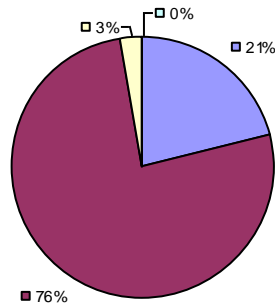
\* Data is suppressed if 100% of teachers/principals received the same rating or if the total teachers/principals in an LEA is less than five.



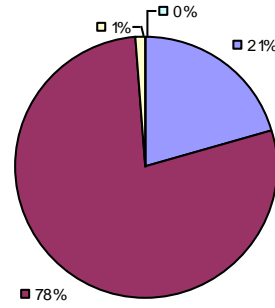
Student Growth



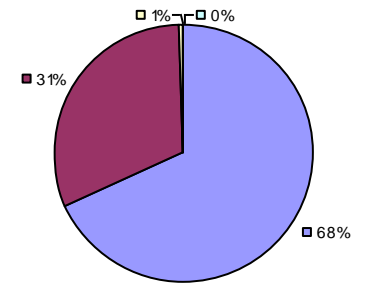
Local Measures



Other Measures



Overall Composite



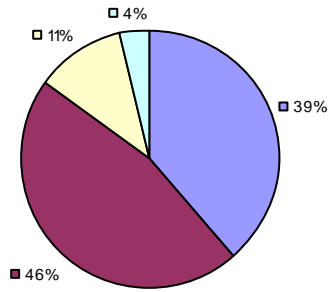
2013-14 PRINCIPAL EVALUATION RESULTS NOT SHOWN DUE TO SUPPRESSION\*

\* Data is suppressed if 100% of teachers/principals received the same rating or if the total teachers/principals in an LEA is less than five.

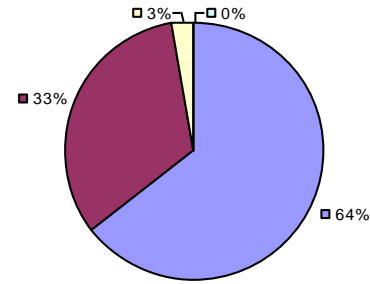
2013-14 TEACHER EVALUATION RESULTS

Student Growth

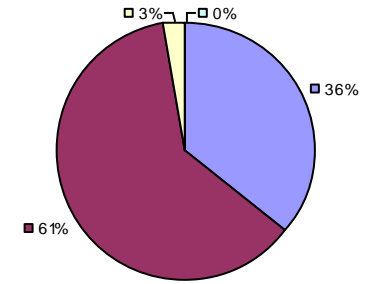
Local measures results not shown due to suppression\*



Other Measures



Overall Composite

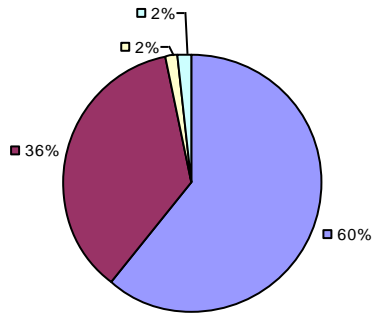


2013-14 PRINCIPAL EVALUATION RESULTS NOT SHOWN DUE TO SUPPRESSION\*

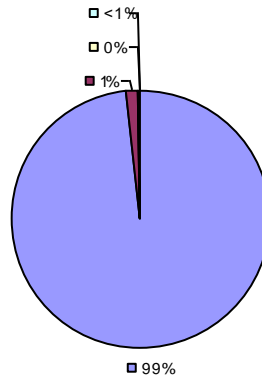
\* Data is suppressed if 100% of teachers/principals received the same rating or if the total teachers/principals in an LEA is less than five.

2013-14 TEACHER EVALUATION RESULTS

Student Growth

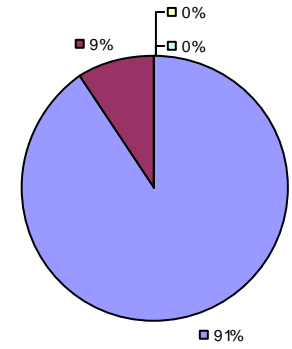


Local Measures



Other measures results not shown due to suppression\*

Overall Composite

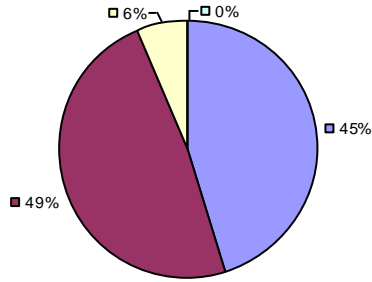


2013-14 PRINCIPAL EVALUATION RESULTS NOT SHOWN DUE TO SUPPRESSION\*

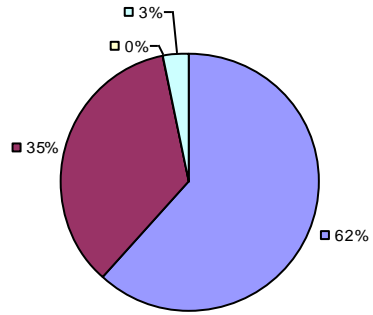
\* Data is suppressed if 100% of teachers/principals received the same rating or if the total teachers/principals in an LEA is less than five.

2013-14 TEACHER EVALUATION RESULTS

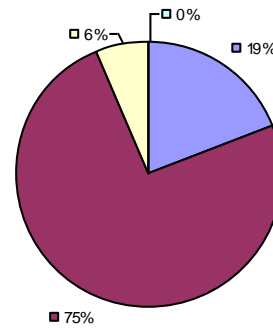
Student Growth



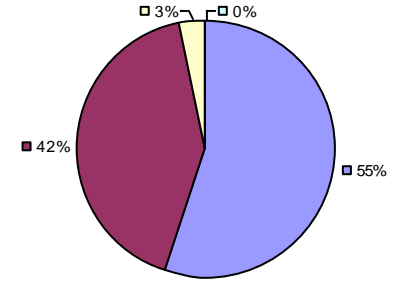
Local Measures



Other Measures



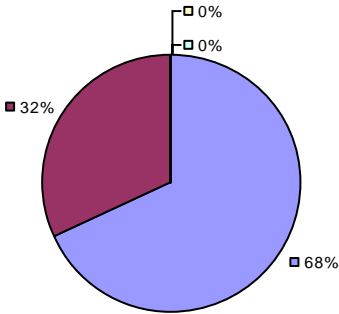
Overall Composite



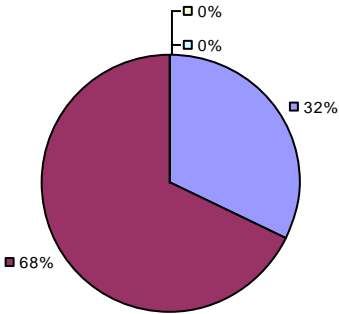
2013-14 PRINCIPAL EVALUATION RESULTS NOT SHOWN DUE TO SUPPRESSION\*

\* Data is suppressed if 100% of teachers/principals received the same rating or if the total teachers/principals in an LEA is less than five.

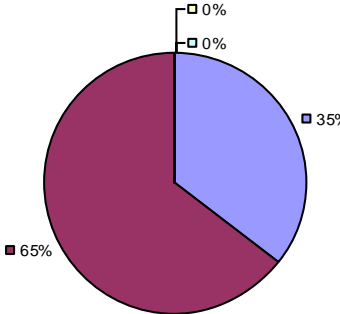
Student Growth



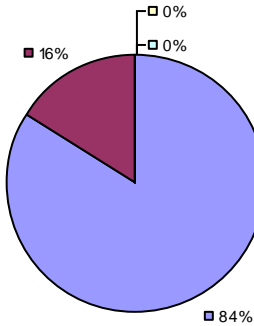
Local Measures



Other Measures



Overall Composite

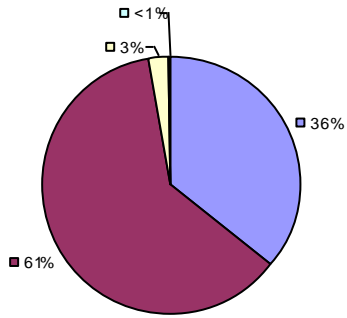


2013-14 PRINCIPAL EVALUATION RESULTS NOT SHOWN DUE TO SUPPRESSION\*

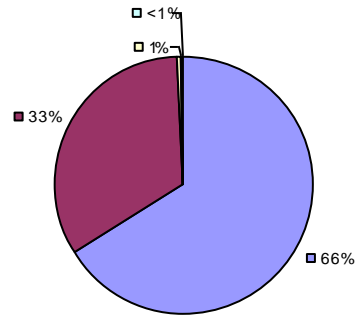
\* Data is suppressed if 100% of teachers/principals received the same rating or if the total teachers/principals in an LEA is less than five.

2013-14 TEACHER EVALUATION RESULTS

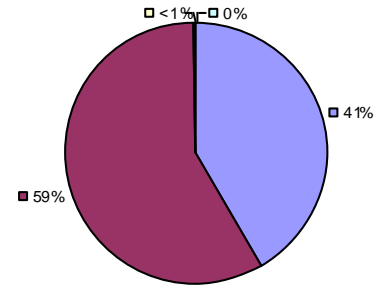
Student Growth



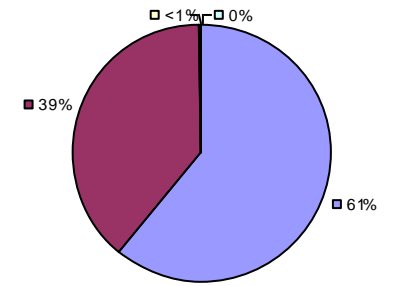
Local Measures



Other Measures

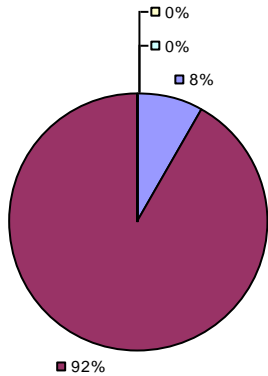


Overall Composite

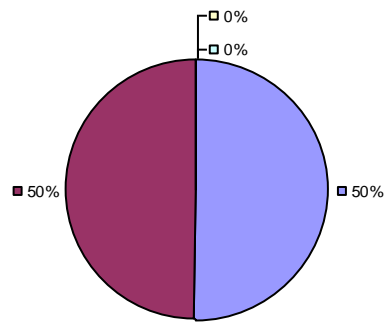


2013-14 PRINCIPAL EVALUATION RESULTS

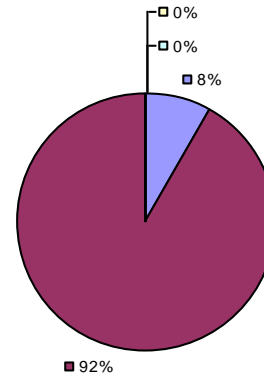
Student Growth



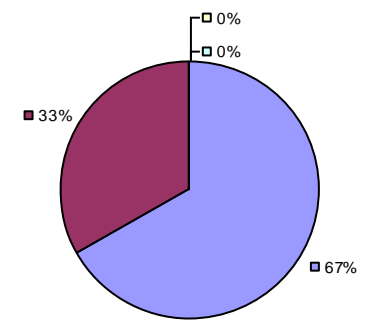
Local Measures



Other Measures

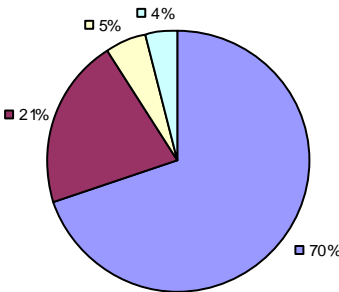


Overall Composite

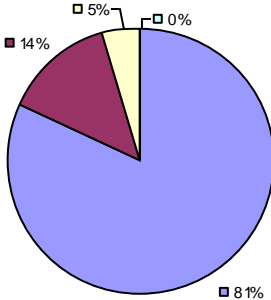


\* Data is suppressed if 100% of teachers/principals received the same rating or if the total teachers/principals in an LEA is less than five.

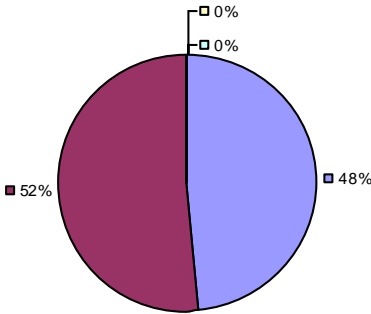
Student Growth



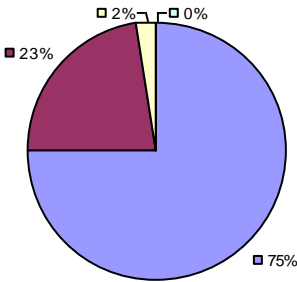
Local Measures



Other Measures



Overall Composite

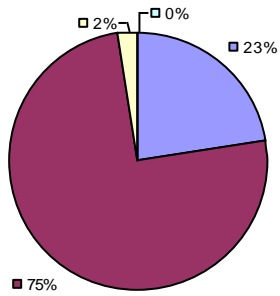


2013-14 PRINCIPAL EVALUATION RESULTS NOT SHOWN DUE TO SUPPRESSION\*

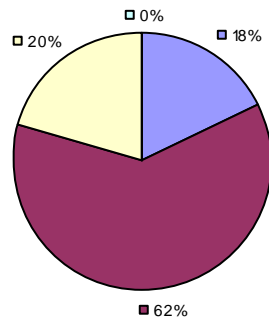
\* Data is suppressed if 100% of teachers/principals received the same rating or if the total teachers/principals in an LEA is less than five.

2013-14 TEACHER EVALUATION RESULTS

Student Growth

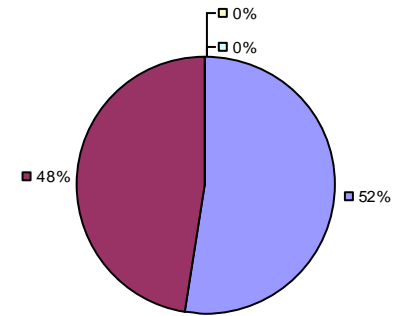


Local Measures



Other measures results not shown due to suppression\*

Overall Composite



2013-14 PRINCIPAL EVALUATION RESULTS NOT SHOWN DUE TO SUPPRESSION\*

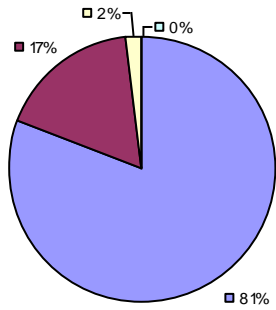
\* Data is suppressed if 100% of teachers/principals received the same rating or if the total teachers/principals in an LEA is less than five.



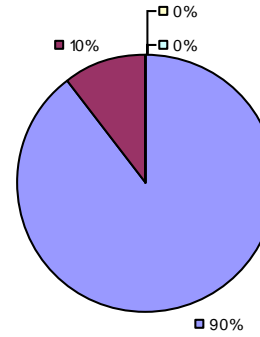
2013-14 TEACHER EVALUATION RESULTS

Student Growth

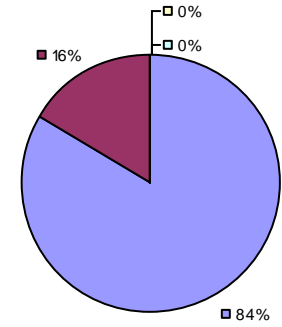
Local measures results not shown due to suppression\*



Other Measures



Overall Composite

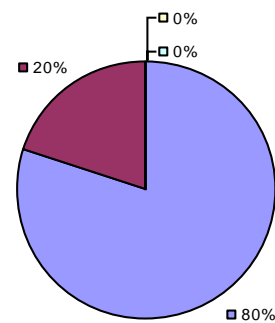


2013-14 PRINCIPAL EVALUATION RESULTS

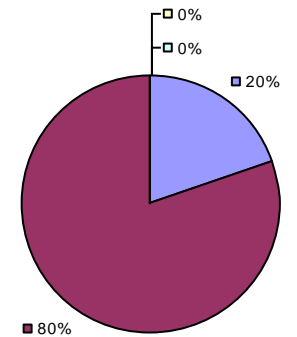
Student growth results not shown due to suppression\*

Local measures results not shown due to suppression\*

Other Measures

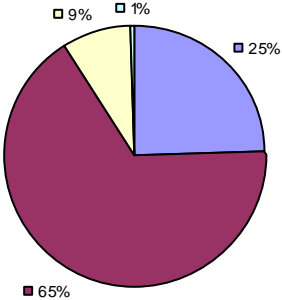


Overall Composite

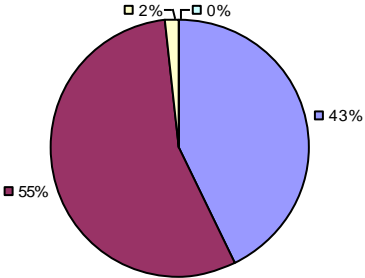


\* Data is suppressed if 100% of teachers/principals received the same rating or if the total teachers/principals in an LEA is less than five.

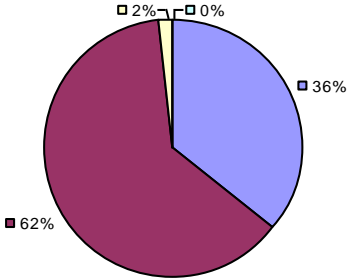
Student Growth



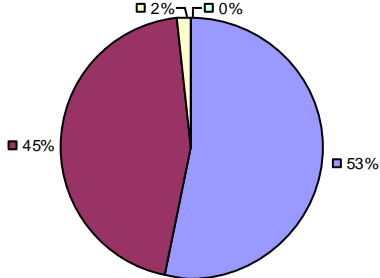
Local Measures



Other Measures



Overall Composite

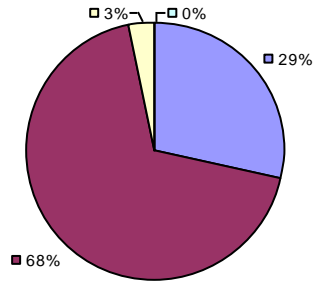


2013-14 PRINCIPAL EVALUATION RESULTS NOT SHOWN DUE TO SUPPRESSION\*

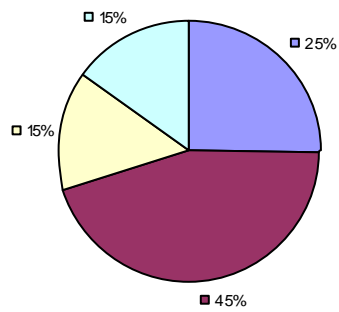
\* Data is suppressed if 100% of teachers/principals received the same rating or if the total teachers/principals in an LEA is less than five.

2013-14 TEACHER EVALUATION RESULTS

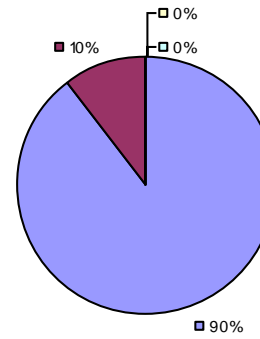
Student Growth



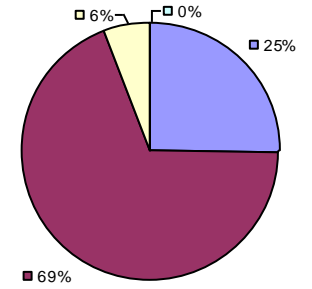
Local Measures



Other Measures



Overall Composite

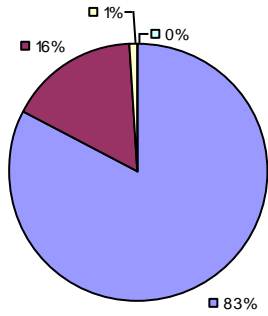


2013-14 PRINCIPAL EVALUATION RESULTS NOT SHOWN DUE TO SUPPRESSION\*

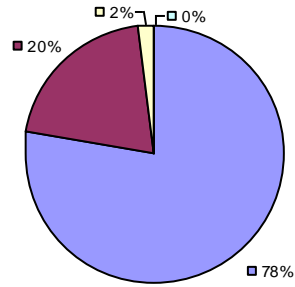
\* Data is suppressed if 100% of teachers/principals received the same rating or if the total teachers/principals in an LEA is less than five.

2013-14 TEACHER EVALUATION RESULTS

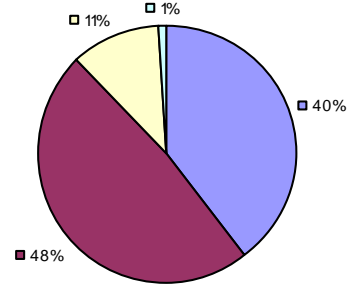
Student Growth



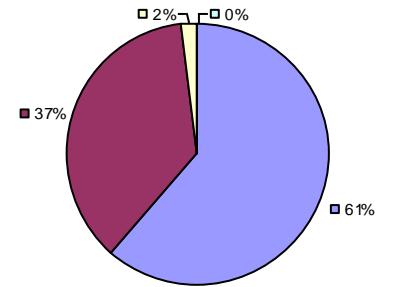
Local Measures



Other Measures



Overall Composite

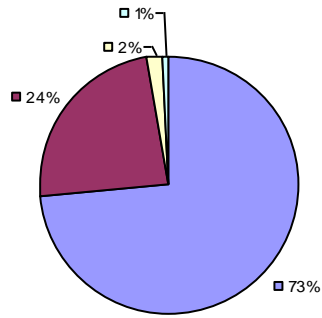


2013-14 PRINCIPAL EVALUATION RESULTS NOT SHOWN DUE TO SUPPRESSION\*

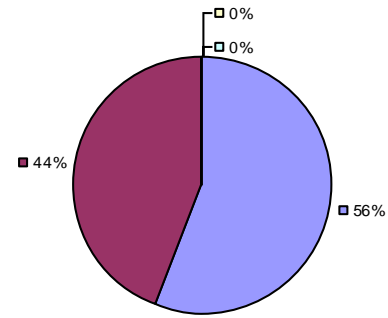
\* Data is suppressed if 100% of teachers/principals received the same rating or if the total teachers/principals in an LEA is less than five.

Student Growth

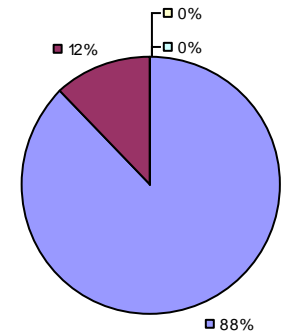
Local measures results not shown due to suppression\*



Other Measures



Overall Composite

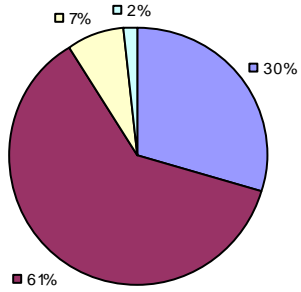


2013-14 PRINCIPAL EVALUATION RESULTS NOT SHOWN DUE TO SUPPRESSION\*

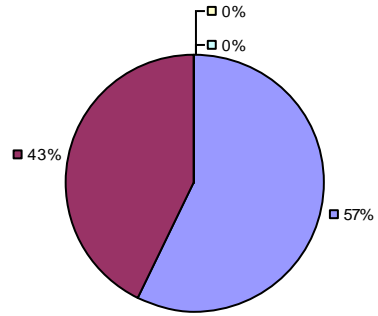
\* Data is suppressed if 100% of teachers/principals received the same rating or if the total teachers/principals in an LEA is less than five.

2013-14 TEACHER EVALUATION RESULTS

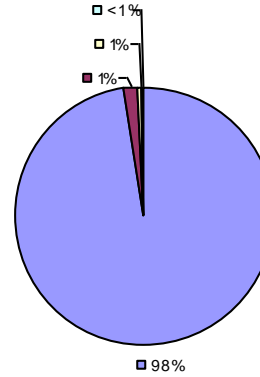
Student Growth



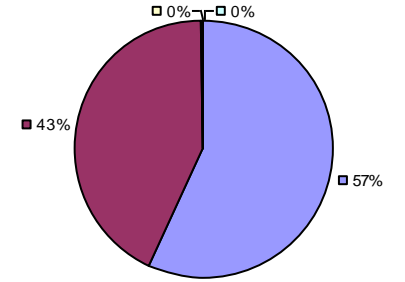
Local Measures



Other Measures

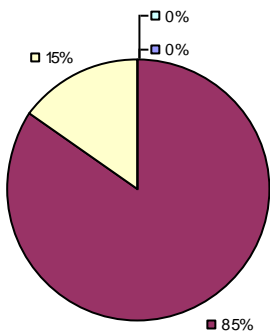


Overall Composite

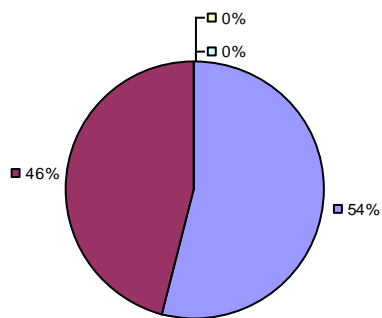


2013-14 PRINCIPAL EVALUATION RESULTS

Student Growth

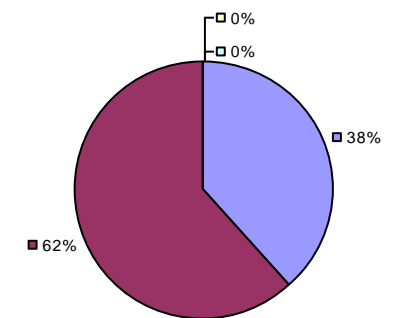


Local Measures



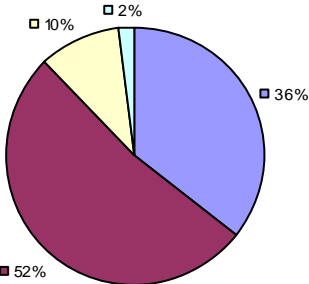
Other measures results not shown due to suppression\*

Overall Composite

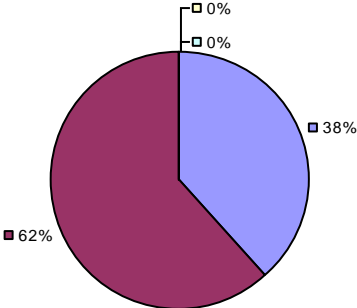


\* Data is suppressed if 100% of teachers/principals received the same rating or if the total teachers/principals in an LEA is less than five.

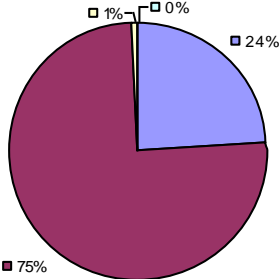
Student Growth



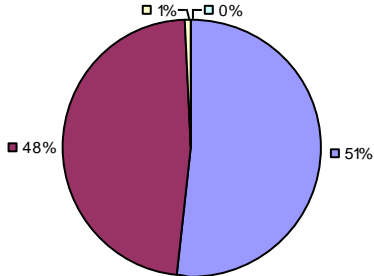
Local Measures



Other Measures



Overall Composite

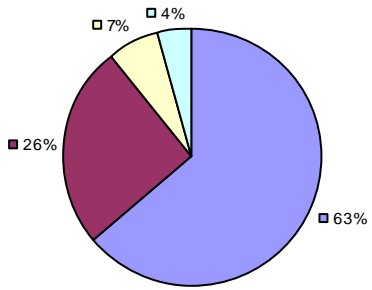


2013-14 PRINCIPAL EVALUATION RESULTS NOT SHOWN DUE TO SUPPRESSION\*

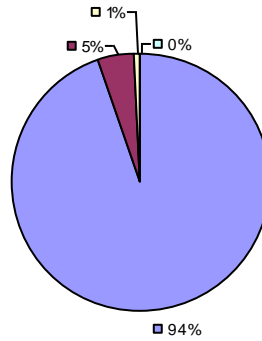
\* Data is suppressed if 100% of teachers/principals received the same rating or if the total teachers/principals in an LEA is less than five.

2013-14 TEACHER EVALUATION RESULTS

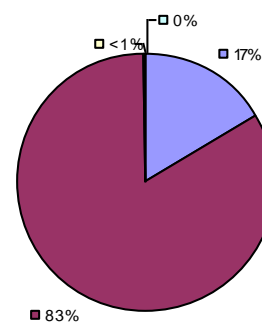
Student Growth



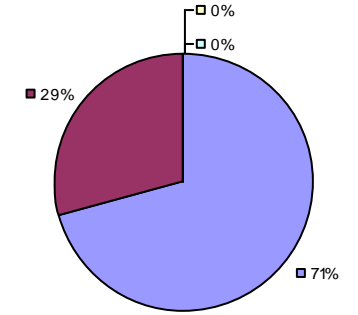
Local Measures



Other Measures

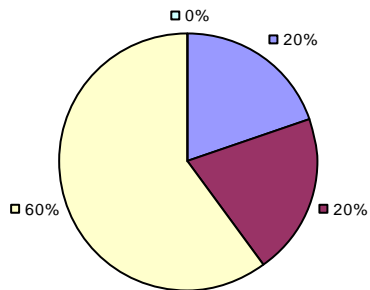


Overall Composite

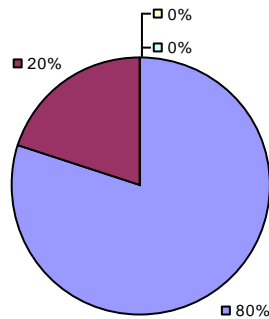


2013-14 PRINCIPAL EVALUATION RESULTS

Student Growth

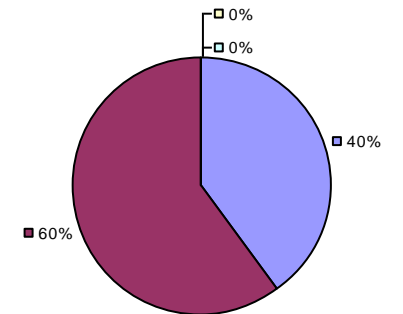


Local Measures



Other measures results not shown due to suppression\*

Overall Composite

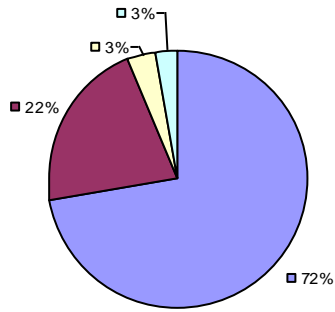


\* Data is suppressed if 100% of teachers/principals received the same rating or if the total teachers/principals in an LEA is less than five.

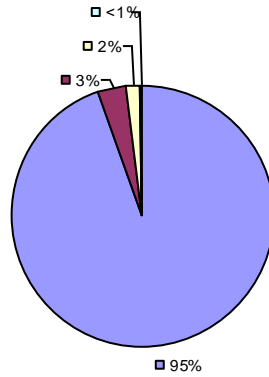


**2013-14 TEACHER EVALUATION RESULTS**

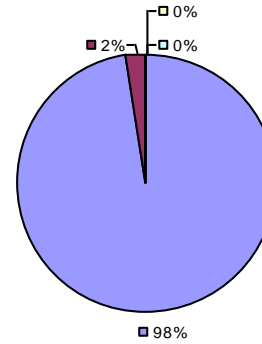
**Student Growth**



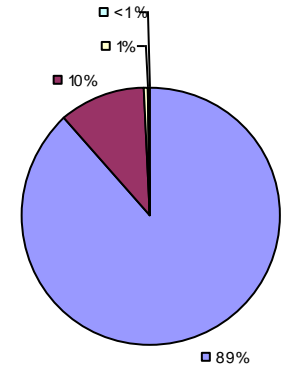
**Local Measures**



**Other Measures**

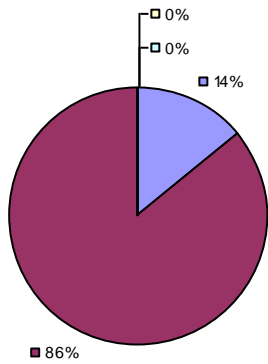


**Overall Composite**



**2013-14 PRINCIPAL EVALUATION RESULTS**

**Student Growth**



*Local measures results not shown due to suppression\**

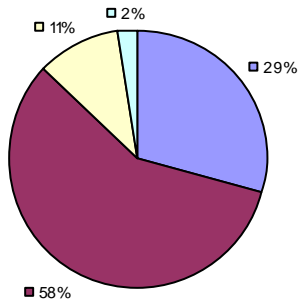
*Other measures results not shown due to suppression\**

*Overall composite not shown due to suppression\**

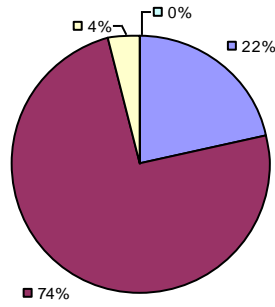
\* Data is suppressed if 100% of teachers/principals received the same rating or if the total teachers/principals in an LEA is less than five.

2013-14 TEACHER EVALUATION RESULTS

Student Growth

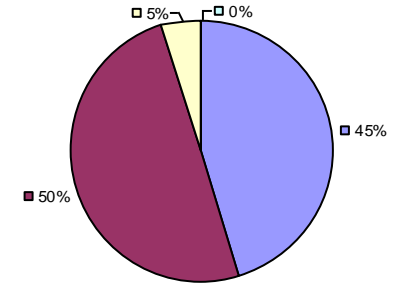


Local Measures



Other measures results not shown due to suppression\*

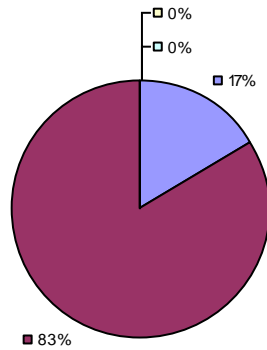
Overall Composite



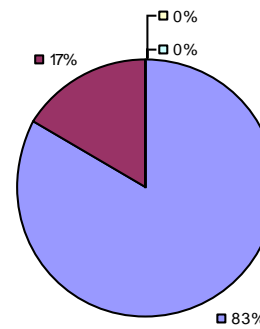
2013-14 PRINCIPAL EVALUATION RESULTS

Student growth results not shown due to suppression\*

Local Measures



Other Measures

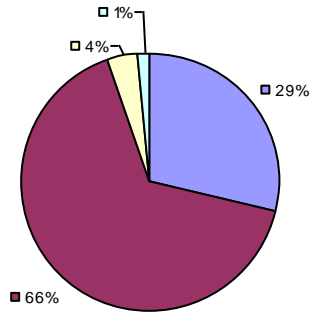


Overall composite not shown due to suppression\*

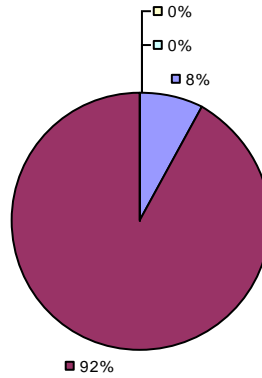
\* Data is suppressed if 100% of teachers/principals received the same rating or if the total teachers/principals in an LEA is less than five.

**2013-14 TEACHER EVALUATION RESULTS**

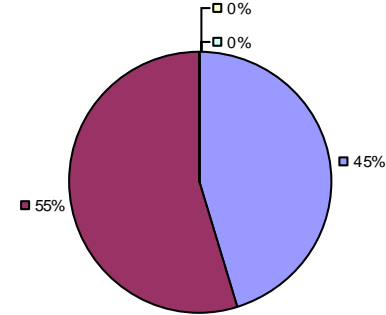
**Student Growth**



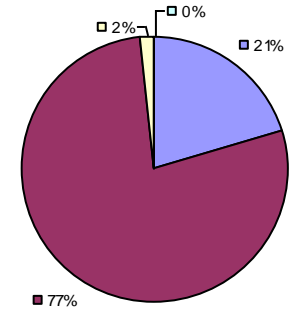
**Local Measures**



**Other Measures**

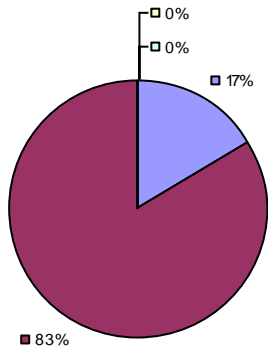


**Overall Composite**

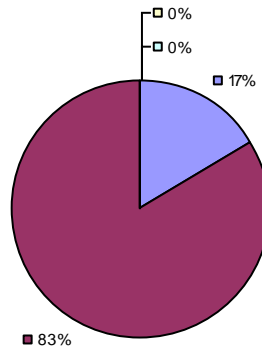


**2013-14 PRINCIPAL EVALUATION RESULTS**

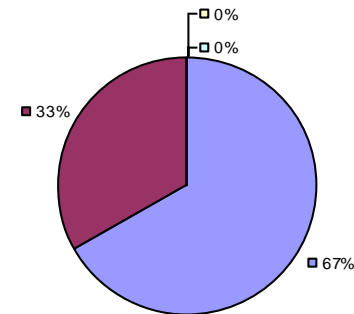
**Student Growth**



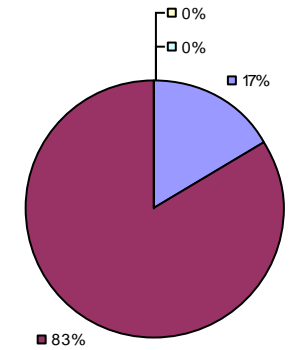
**Local Measures**



**Other Measures**

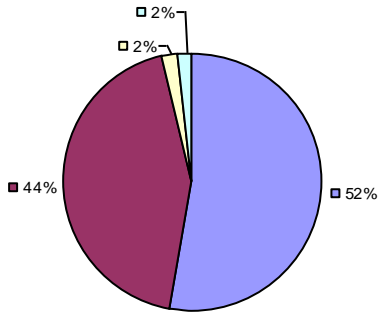


**Overall Composite**

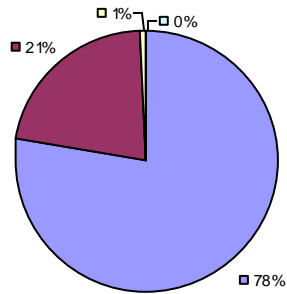


\* Data is suppressed if 100% of teachers/principals received the same rating or if the total teachers/principals in an LEA is less than five.

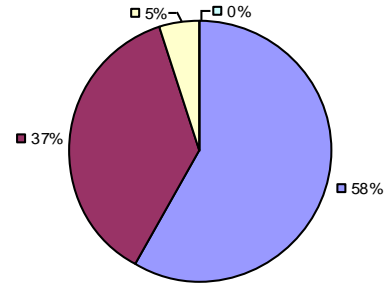
**Student Growth**



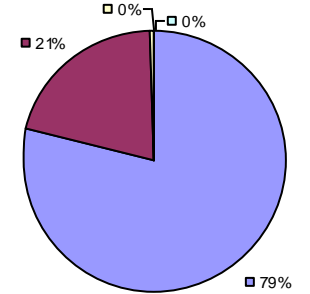
**Local Measures**



**Other Measures**

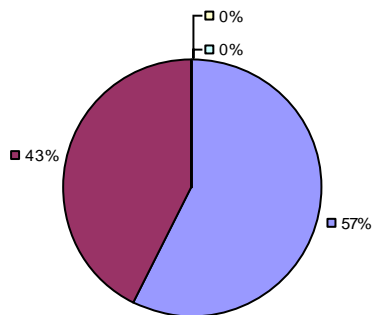


**Overall Composite**

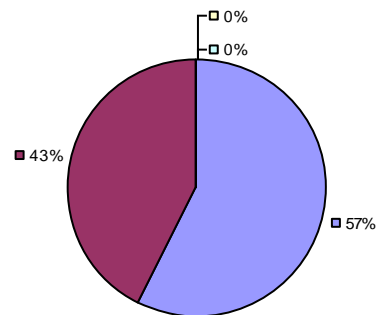


**2013-14 PRINCIPAL EVALUATION RESULTS**

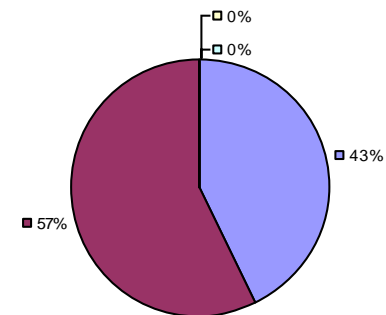
**Student Growth**



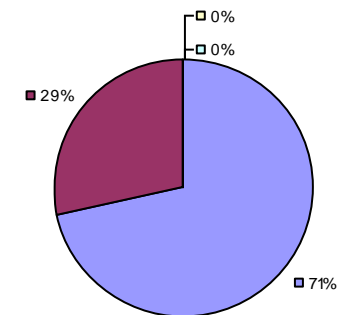
**Local Measures**



**Other Measures**

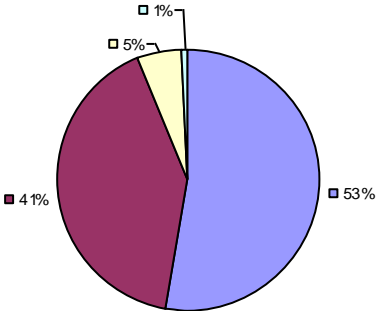


**Overall Composite**

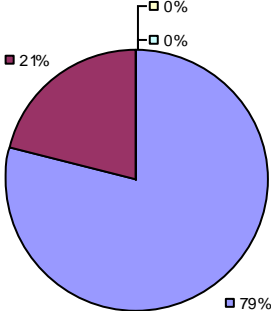


\* Data is suppressed if 100% of teachers/principals received the same rating or if the total teachers/principals in an LEA is less than five.

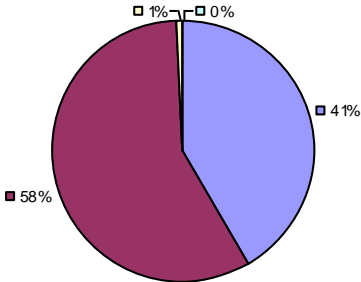
Student Growth



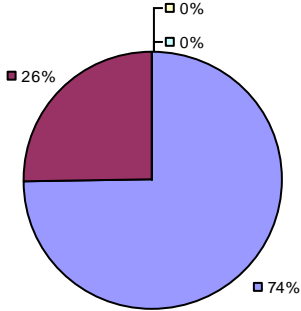
Local Measures



Other Measures



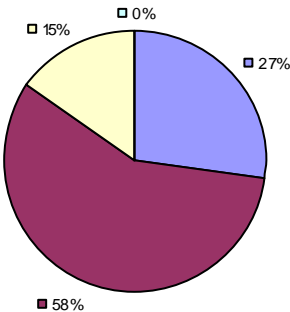
Overall Composite



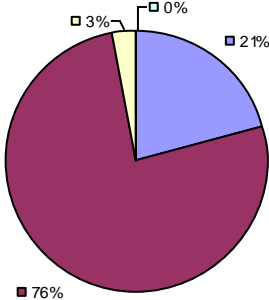
2013-14 PRINCIPAL EVALUATION RESULTS NOT SHOWN DUE TO SUPPRESSION\*

\* Data is suppressed if 100% of teachers/principals received the same rating or if the total teachers/principals in an LEA is less than five.

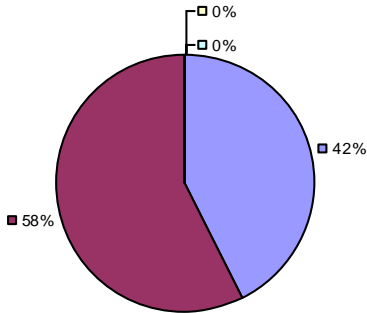
Student Growth



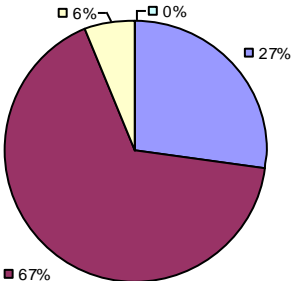
Local Measures



Other Measures



Overall Composite



2013-14 PRINCIPAL EVALUATION RESULTS NOT SHOWN DUE TO SUPPRESSION\*

\* Data is suppressed if 100% of teachers/principals received the same rating or if the total teachers/principals in an LEA is less than five.

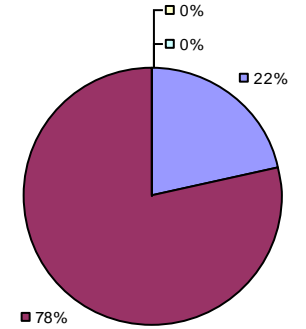
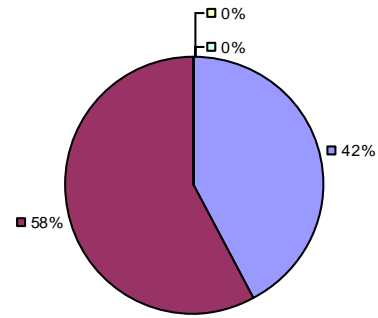
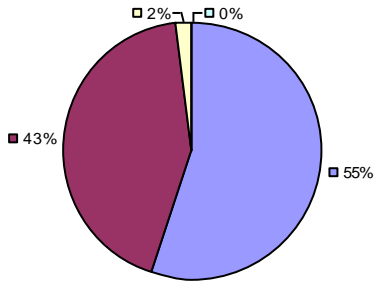
2013-14 TEACHER EVALUATION RESULTS

Student Growth

Local measures results not shown due to suppression\*

Other Measures

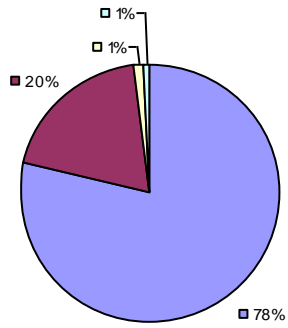
Overall Composite



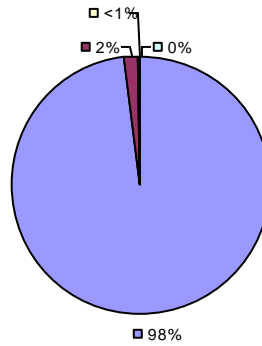
2013-14 PRINCIPAL EVALUATION RESULTS NOT SHOWN DUE TO SUPPRESSION\*

\* Data is suppressed if 100% of teachers/principals received the same rating or if the total teachers/principals in an LEA is less than five.

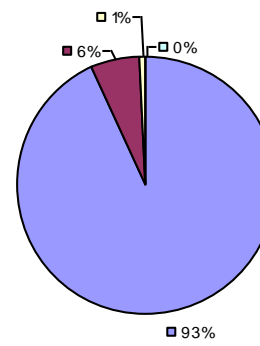
Student Growth



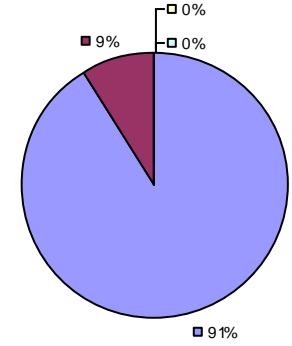
Local Measures



Other Measures

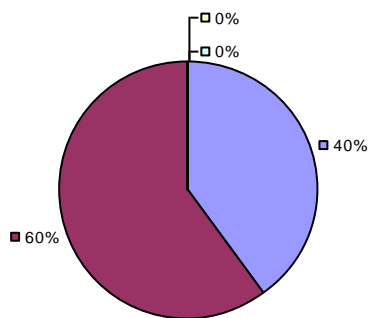


Overall Composite



2013-14 PRINCIPAL EVALUATION RESULTS

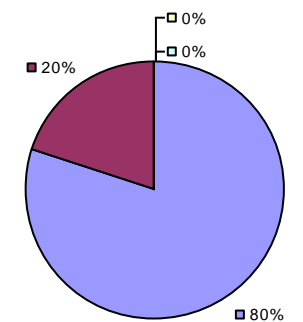
Student Growth



Local measures results not shown due to suppression\*

Other measures results not shown due to suppression\*

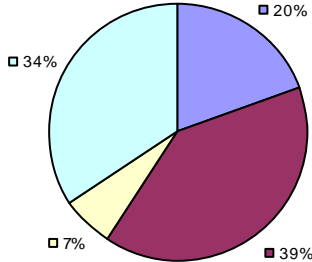
Overall Composite



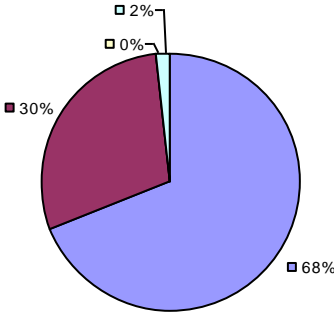
\* Data is suppressed if 100% of teachers/principals received the same rating or if the total teachers/principals in an LEA is less than five.



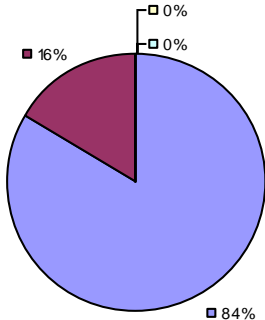
Student Growth



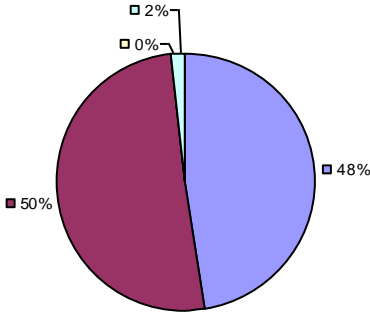
Local Measures



Other Measures



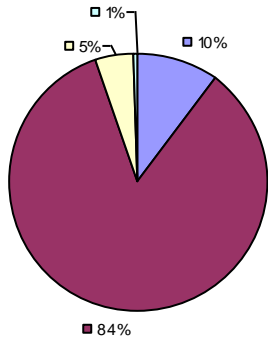
Overall Composite



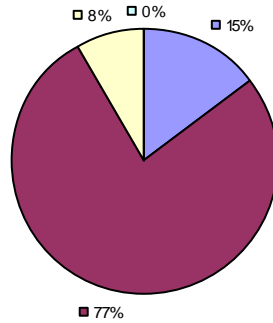
2013-14 PRINCIPAL EVALUATION RESULTS NOT SHOWN DUE TO SUPPRESSION\*

\* Data is suppressed if 100% of teachers/principals received the same rating or if the total teachers/principals in an LEA is less than five.

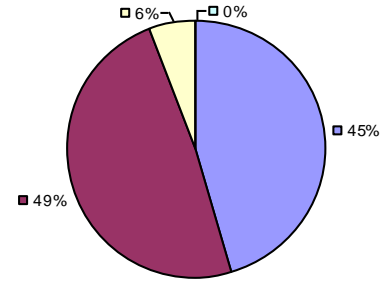
Student Growth



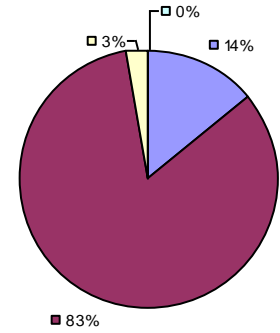
Local Measures



Other Measures



Overall Composite



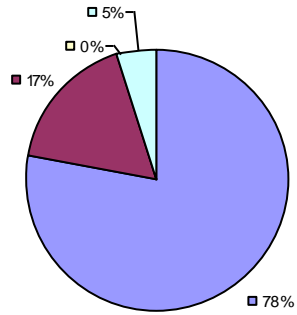
2013-14 PRINCIPAL EVALUATION RESULTS NOT SHOWN DUE TO SUPPRESSION\*

\* Data is suppressed if 100% of teachers/principals received the same rating or if the total teachers/principals in an LEA is less than five.

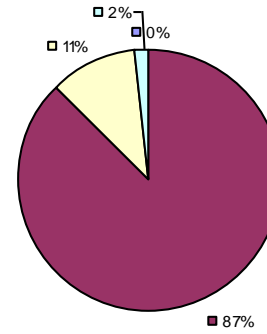
2013-14 TEACHER EVALUATION RESULTS

Student Growth

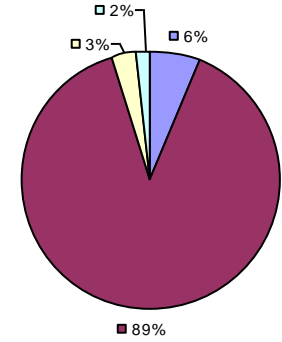
Local measures results not shown due to suppression\*



Other Measures



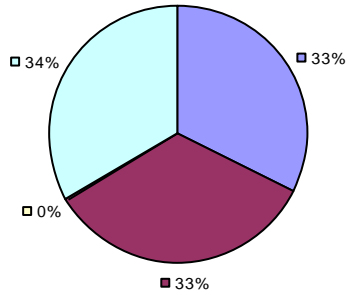
Overall Composite



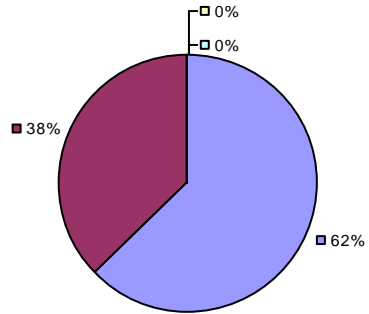
2013-14 PRINCIPAL EVALUATION RESULTS NOT SHOWN DUE TO SUPPRESSION\*

\* Data is suppressed if 100% of teachers/principals received the same rating or if the total teachers/principals in an LEA is less than five.

Student Growth

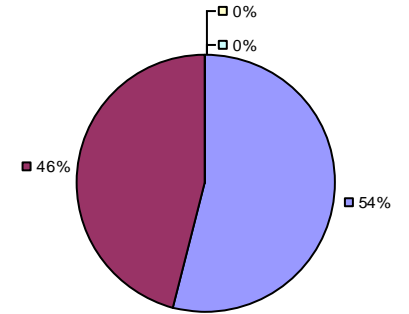


Local Measures



Other measures results not shown due to suppression\*

Overall Composite

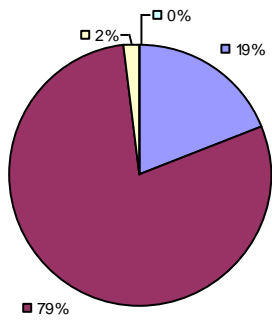


2013-14 PRINCIPAL EVALUATION RESULTS NOT SHOWN DUE TO SUPPRESSION\*

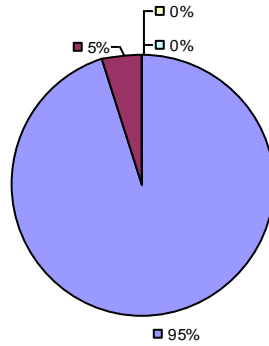
\* Data is suppressed if 100% of teachers/principals received the same rating or if the total teachers/principals in an LEA is less than five.

**2013-14 TEACHER EVALUATION RESULTS**

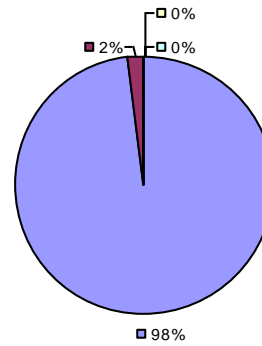
**Student Growth**



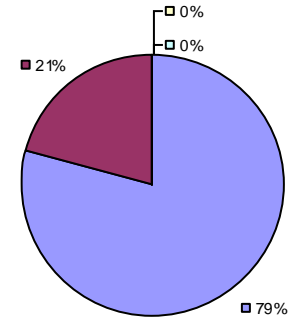
**Local Measures**



**Other Measures**



**Overall Composite**

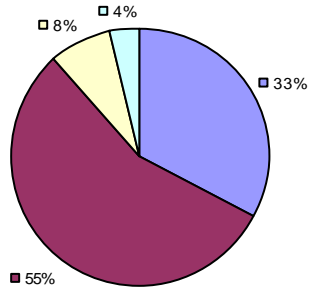


**2013-14 PRINCIPAL EVALUATION RESULTS NOT SHOWN DUE TO SUPPRESSION\***

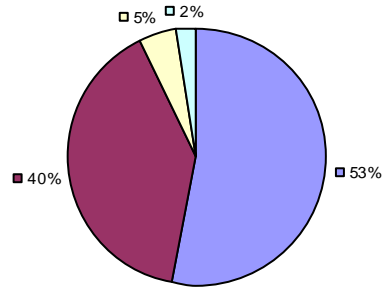
\* Data is suppressed if 100% of teachers/principals received the same rating or if the total teachers/principals in an LEA is less than five.

2013-14 TEACHER EVALUATION RESULTS

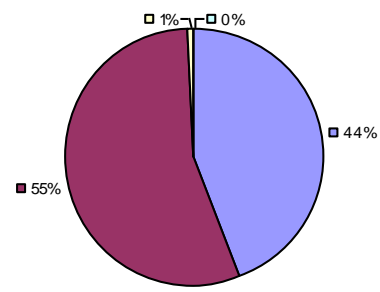
Student Growth



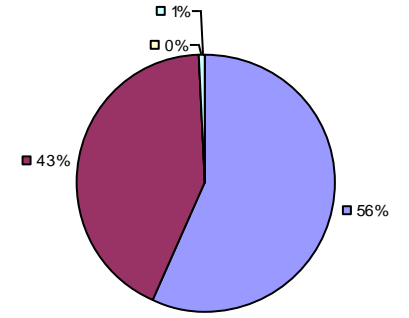
Local Measures



Other Measures



Overall Composite

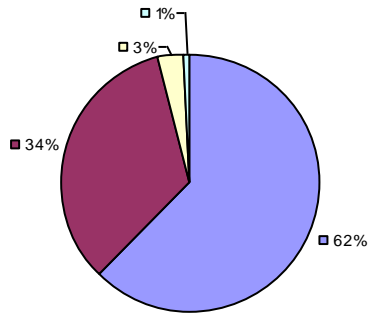


2013-14 PRINCIPAL EVALUATION RESULTS NOT SHOWN DUE TO SUPPRESSION\*

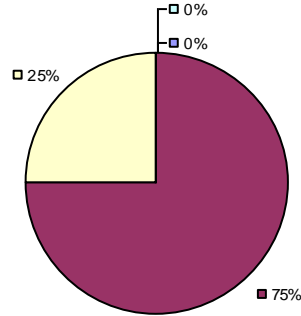
\* Data is suppressed if 100% of teachers/principals received the same rating or if the total teachers/principals in an LEA is less than five.

2013-14 TEACHER EVALUATION RESULTS

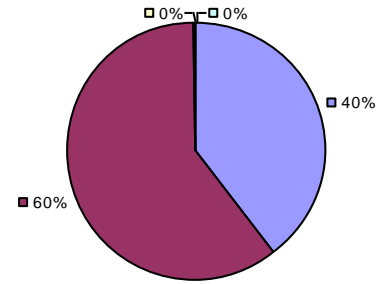
Student Growth



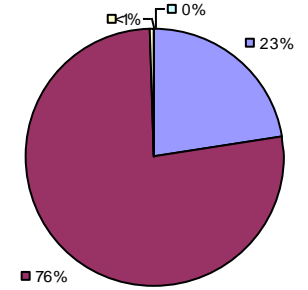
Local Measures



Other Measures

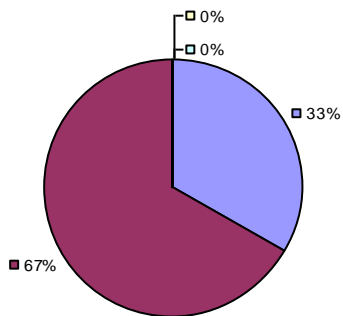


Overall Composite

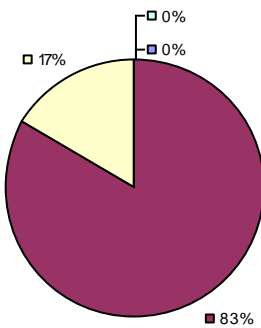


2013-14 PRINCIPAL EVALUATION RESULTS

Student Growth

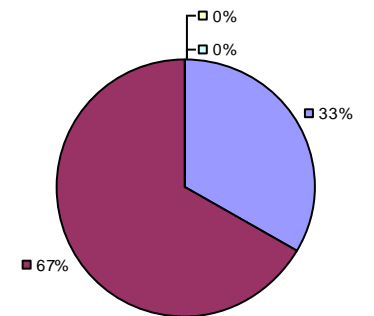


Local Measures



Other measures results not shown due to suppression\*

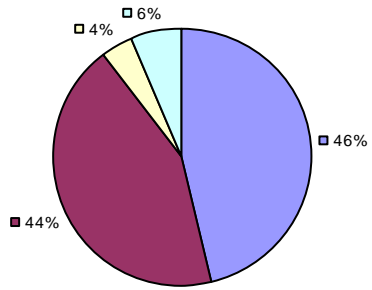
Overall Composite



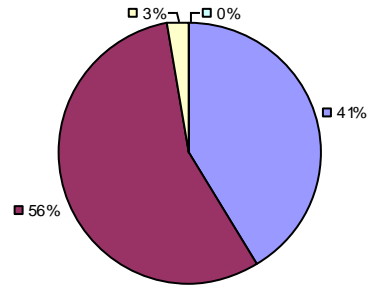
\* Data is suppressed if 100% of teachers/principals received the same rating or if the total teachers/principals in an LEA is less than five.

2013-14 TEACHER EVALUATION RESULTS

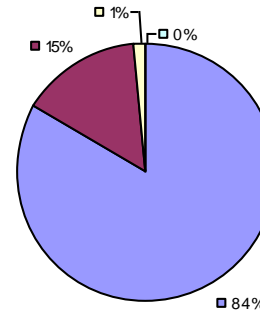
Student Growth



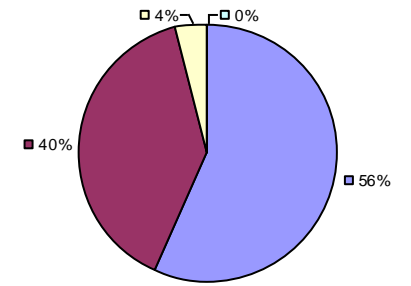
Local Measures



Other Measures



Overall Composite



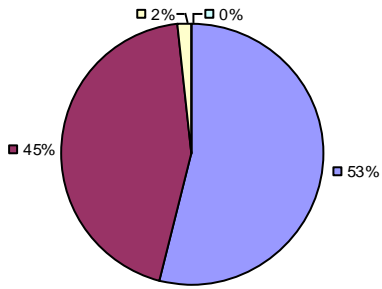
2013-14 PRINCIPAL EVALUATION RESULTS NOT SHOWN DUE TO SUPPRESSION\*

\* Data is suppressed if 100% of teachers/principals received the same rating or if the total teachers/principals in an LEA is less than five.

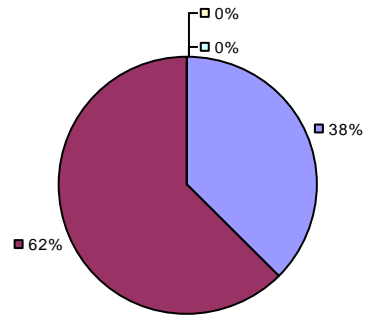


2013-14 TEACHER EVALUATION RESULTS

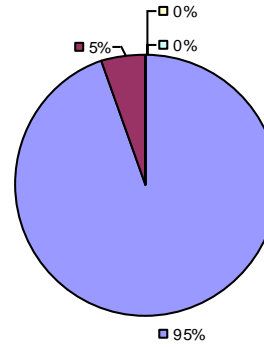
Student Growth



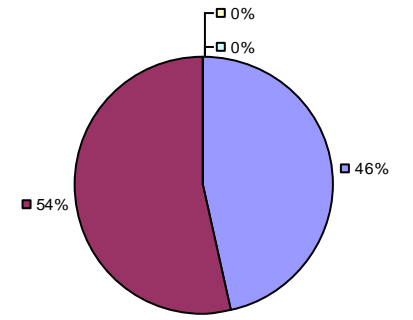
Local Measures



Other Measures



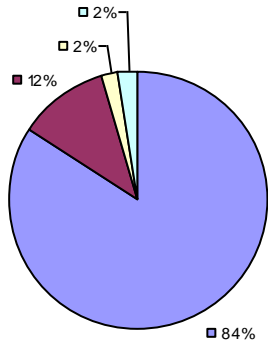
Overall Composite



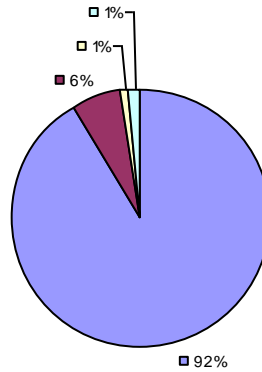
2013-14 PRINCIPAL EVALUATION RESULTS NOT SHOWN DUE TO SUPPRESSION\*

\* Data is suppressed if 100% of teachers/principals received the same rating or if the total teachers/principals in an LEA is less than five.

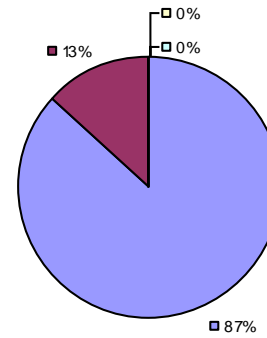
**Student Growth**



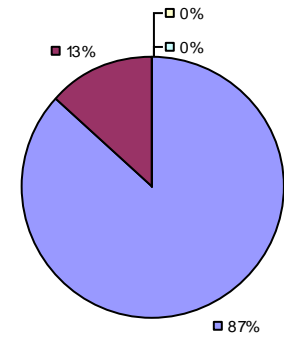
**Local Measures**



**Other Measures**



**Overall Composite**

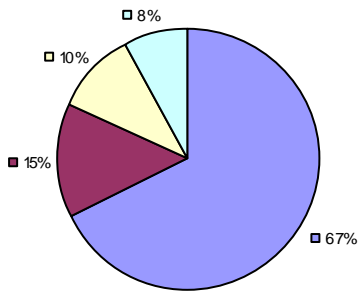


**2013-14 PRINCIPAL EVALUATION RESULTS NOT SUBMITTED**

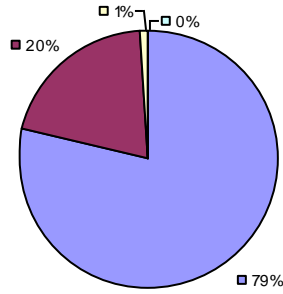
\* Data is suppressed if 100% of teachers/principals received the same rating or if the total teachers/principals in an LEA is less than five.

2013-14 TEACHER EVALUATION RESULTS

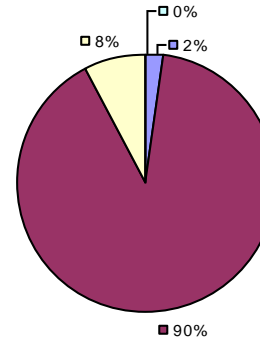
Student Growth



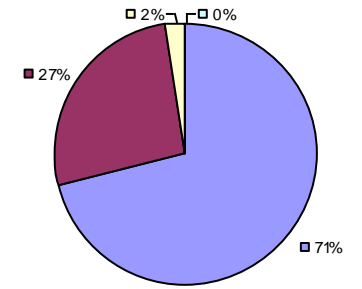
Local Measures



Other Measures

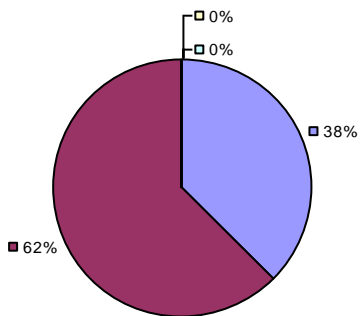


Overall Composite

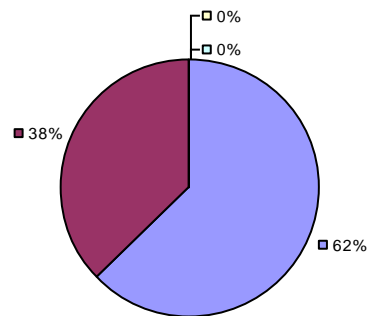


2013-14 PRINCIPAL EVALUATION RESULTS

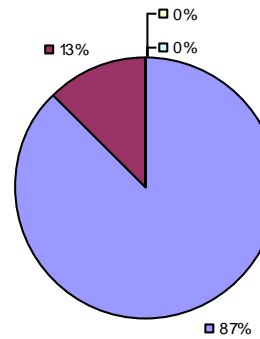
Student Growth



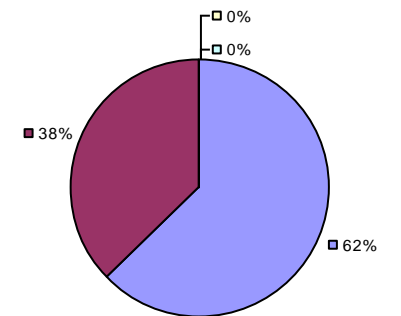
Local Measures



Other Measures



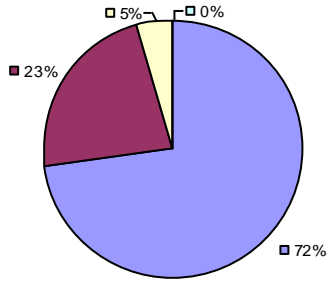
Overall Composite



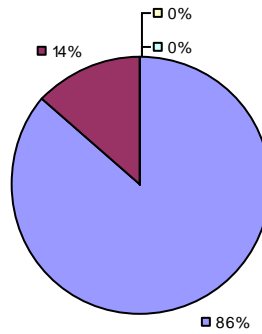
\* Data is suppressed if 100% of teachers/principals received the same rating or if the total teachers/principals in an LEA is less than five.

2013-14 TEACHER EVALUATION RESULTS

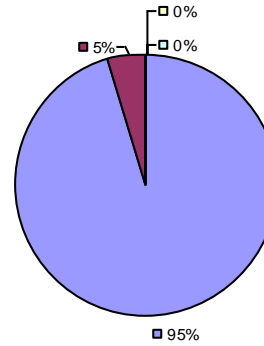
Student Growth



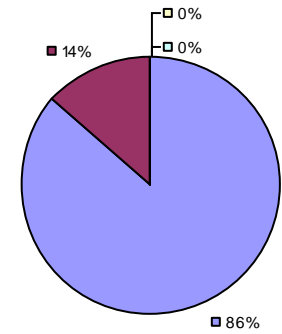
Local Measures



Other Measures



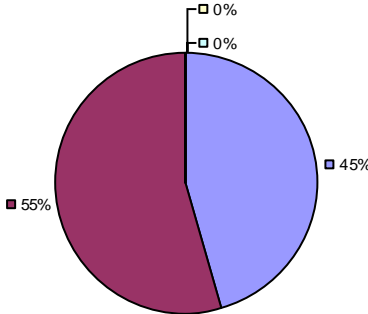
Overall Composite



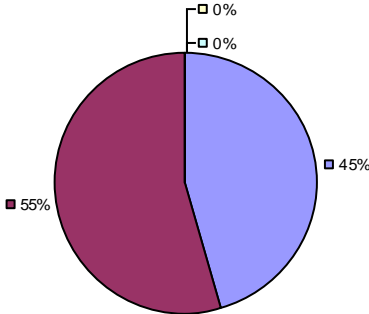
2013-14 PRINCIPAL EVALUATION RESULTS NOT SHOWN DUE TO SUPPRESSION\*

\* Data is suppressed if 100% of teachers/principals received the same rating or if the total teachers/principals in an LEA is less than five.

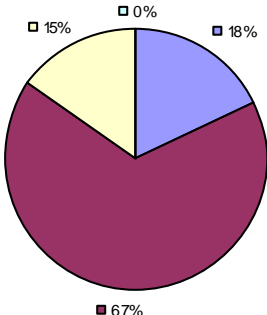
Student Growth



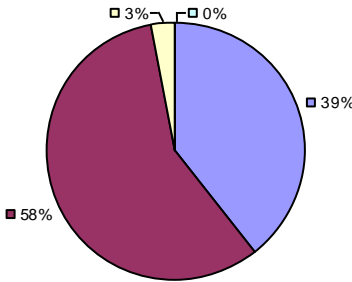
Local Measures



Other Measures



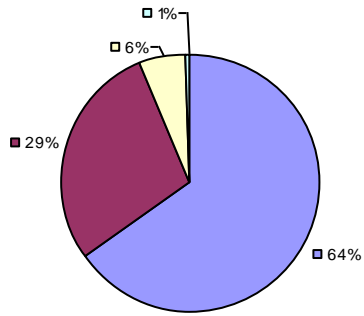
Overall Composite



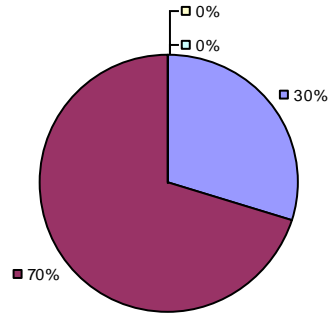
2013-14 PRINCIPAL EVALUATION RESULTS NOT SHOWN DUE TO SUPPRESSION\*

\* Data is suppressed if 100% of teachers/principals received the same rating or if the total teachers/principals in an LEA is less than five.

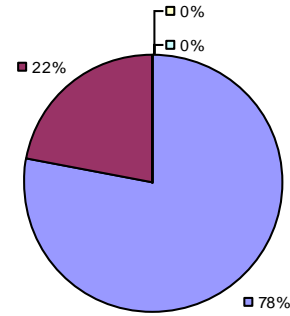
Student Growth



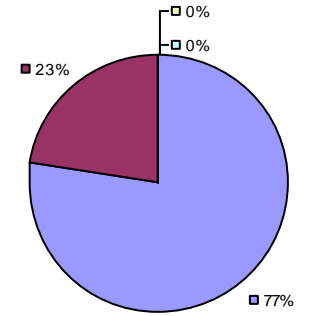
Local Measures



Other Measures



Overall Composite

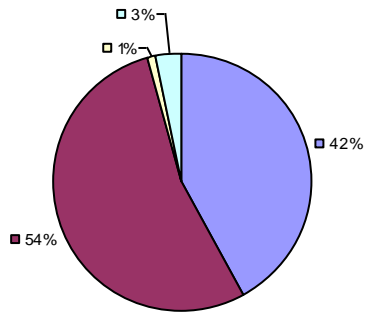


2013-14 PRINCIPAL EVALUATION RESULTS NOT SHOWN DUE TO SUPPRESSION\*

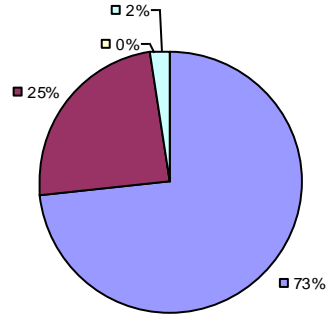
\* Data is suppressed if 100% of teachers/principals received the same rating or if the total teachers/principals in an LEA is less than five.

2013-14 TEACHER EVALUATION RESULTS

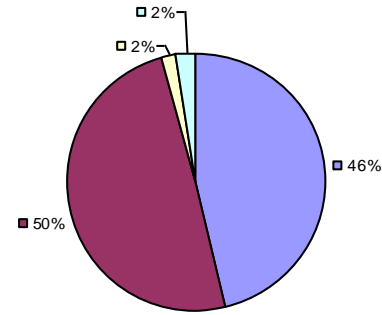
Student Growth



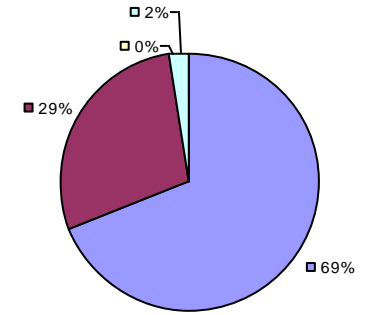
Local Measures



Other Measures



Overall Composite

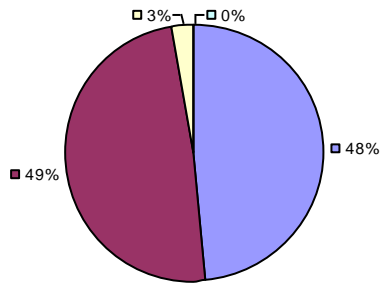


2013-14 PRINCIPAL EVALUATION RESULTS NOT SHOWN DUE TO SUPPRESSION\*

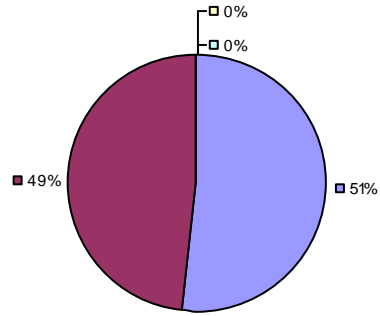
\* Data is suppressed if 100% of teachers/principals received the same rating or if the total teachers/principals in an LEA is less than five.

2013-14 TEACHER EVALUATION RESULTS

Student Growth

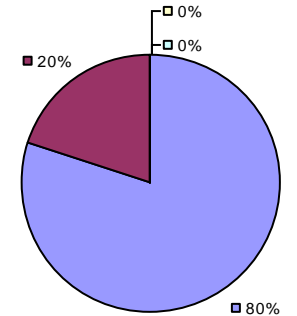


Local Measures



Other measures results not shown due to suppression\*

Overall Composite



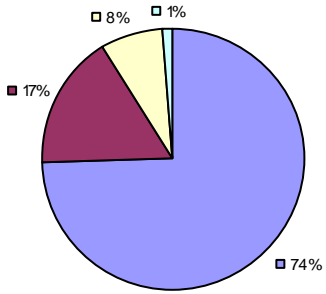
2013-14 PRINCIPAL EVALUATION RESULTS NOT SHOWN DUE TO SUPPRESSION\*

\* Data is suppressed if 100% of teachers/principals received the same rating or if the total teachers/principals in an LEA is less than five.

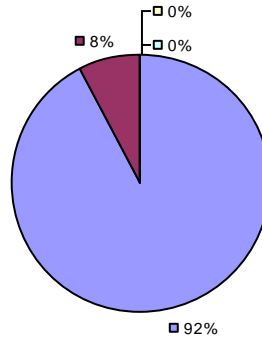


2013-14 TEACHER EVALUATION RESULTS

Student Growth

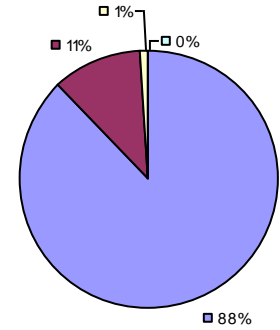


Local Measures



Other measures results not shown due to suppression\*

Overall Composite



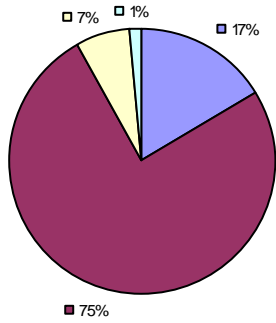
2013-14 PRINCIPAL EVALUATION RESULTS NOT SUBMITTED

\* Data is suppressed if 100% of teachers/principals received the same rating or if the total teachers/principals in an LEA is less than five.

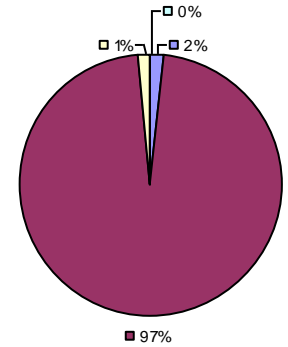
2013-14 TEACHER EVALUATION RESULTS

Student Growth

Local measures results not shown due to suppression\* Other measures results not shown due to suppression\*



Overall Composite

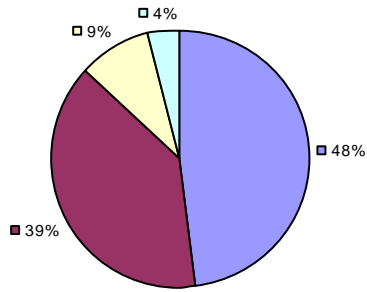


2013-14 PRINCIPAL EVALUATION RESULTS NOT SHOWN DUE TO SUPPRESSION\*

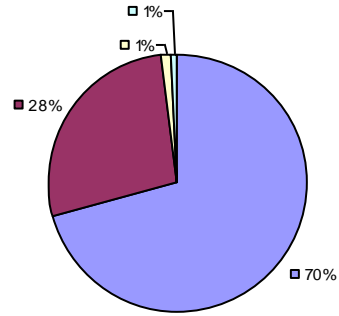
\* Data is suppressed if 100% of teachers/principals received the same rating or if the total teachers/principals in an LEA is less than five.

2013-14 TEACHER EVALUATION RESULTS

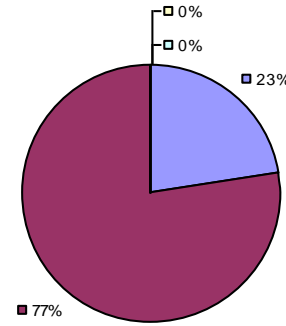
Student Growth



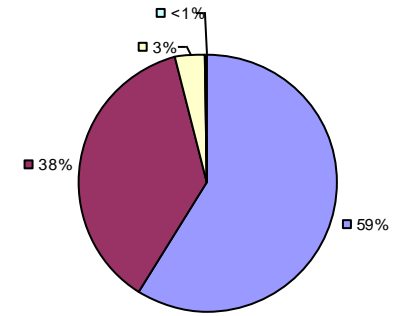
Local Measures



Other Measures

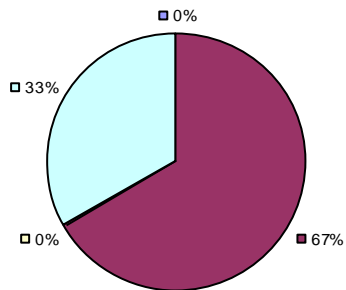


Overall Composite

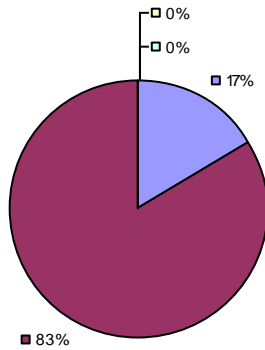


2013-14 PRINCIPAL EVALUATION RESULTS

Student Growth

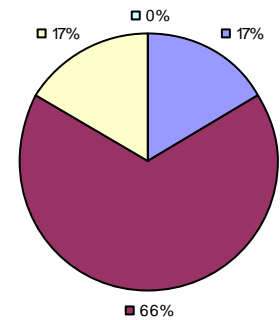


Local Measures



Other measures results not shown due to suppression\*

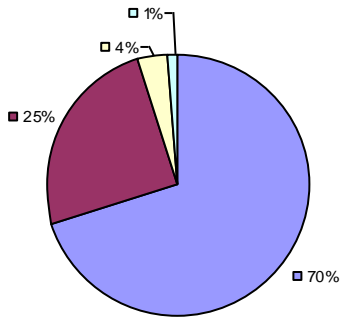
Overall Composite



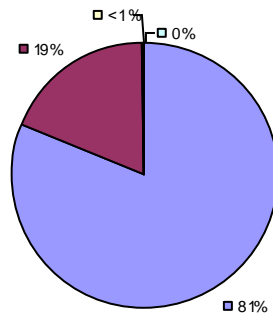
\* Data is suppressed if 100% of teachers/principals received the same rating or if the total teachers/principals in an LEA is less than five.

2013-14 TEACHER EVALUATION RESULTS

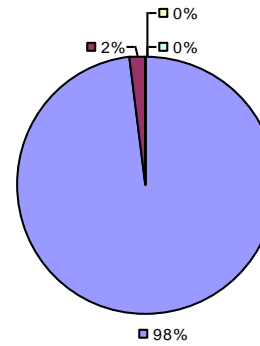
Student Growth



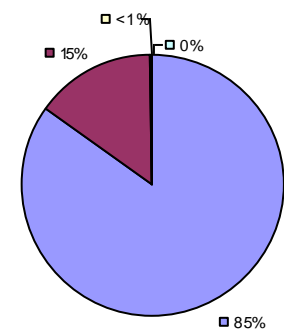
Local Measures



Other Measures

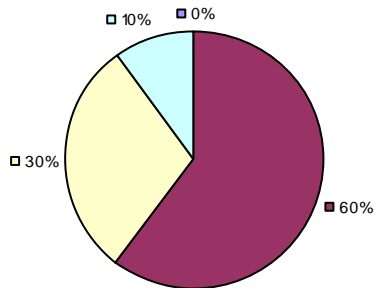


Overall Composite



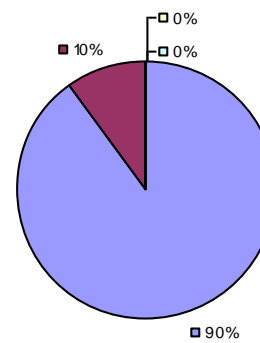
2013-14 PRINCIPAL EVALUATION RESULTS

Student Growth

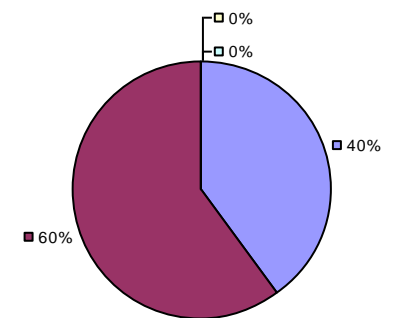


Local measures results not shown due to suppression\*

Other Measures



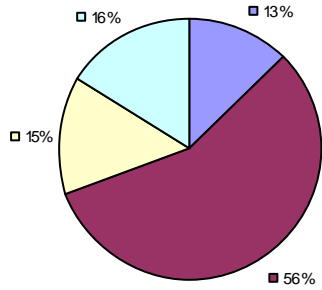
Overall Composite



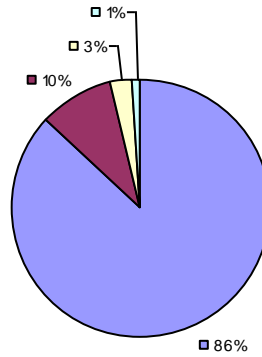
\* Data is suppressed if 100% of teachers/principals received the same rating or if the total teachers/principals in an LEA is less than five.

2013-14 TEACHER EVALUATION RESULTS

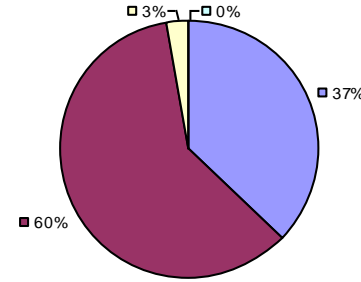
Student Growth



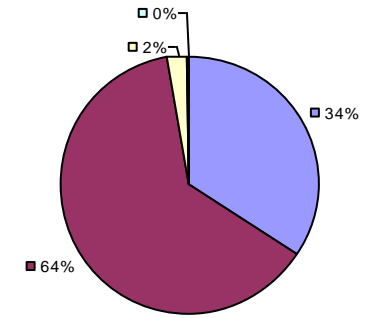
Local Measures



Other Measures

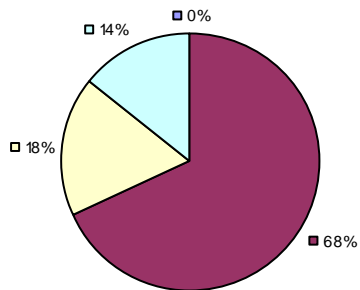


Overall Composite



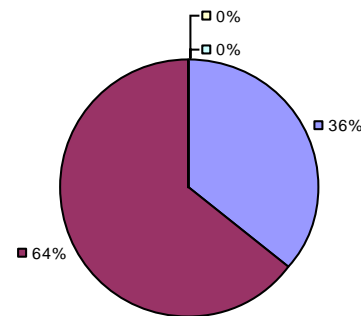
2013-14 PRINCIPAL EVALUATION RESULTS

Student Growth

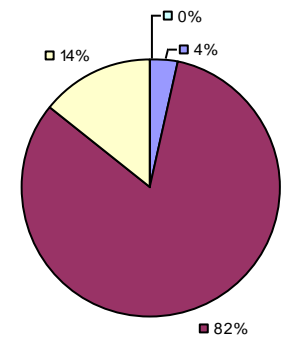


Local measures results not shown due to suppression\*

Other Measures

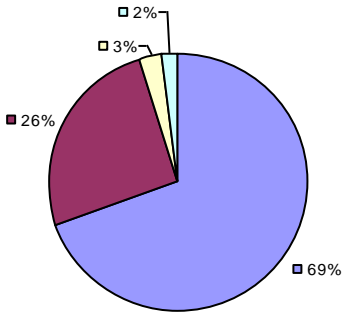


Overall Composite

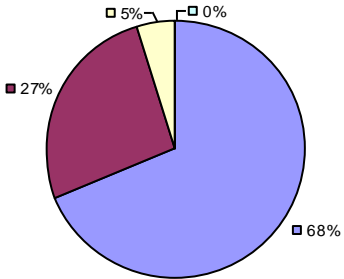


\* Data is suppressed if 100% of teachers/principals received the same rating or if the total teachers/principals in an LEA is less than five.

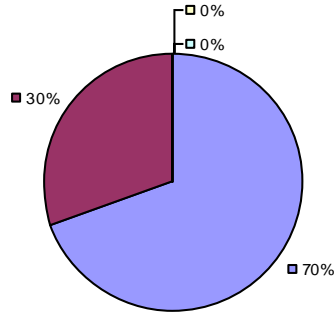
Student Growth



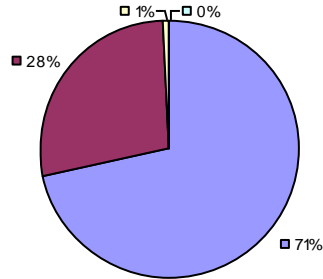
Local Measures



Other Measures



Overall Composite

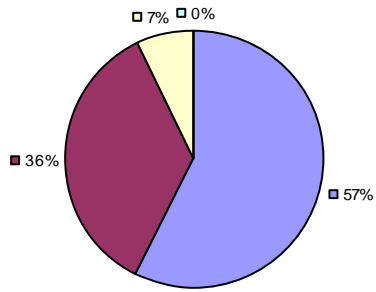


2013-14 PRINCIPAL EVALUATION RESULTS NOT SHOWN DUE TO SUPPRESSION\*

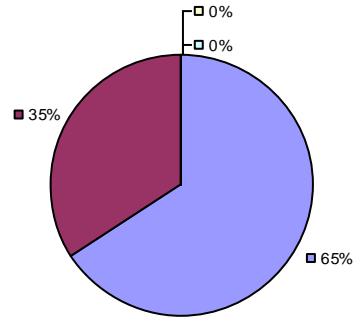
\* Data is suppressed if 100% of teachers/principals received the same rating or if the total teachers/principals in an LEA is less than five.

2013-14 TEACHER EVALUATION RESULTS

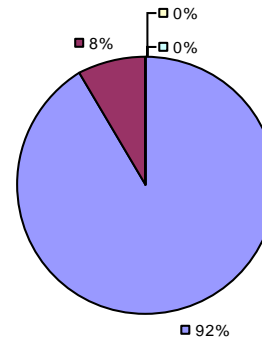
Student Growth



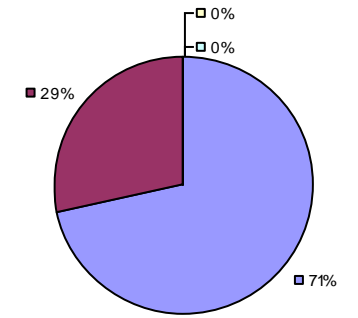
Local Measures



Other Measures



Overall Composite

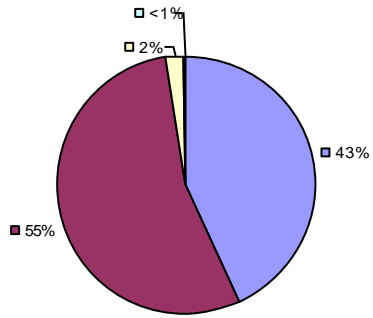


2013-14 PRINCIPAL EVALUATION RESULTS NOT SHOWN DUE TO SUPPRESSION\*

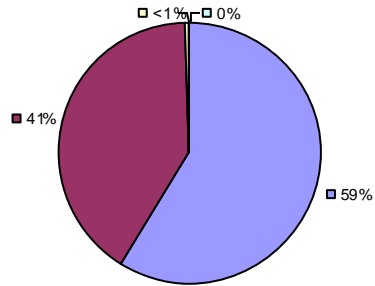
\* Data is suppressed if 100% of teachers/principals received the same rating or if the total teachers/principals in an LEA is less than five.

2013-14 TEACHER EVALUATION RESULTS

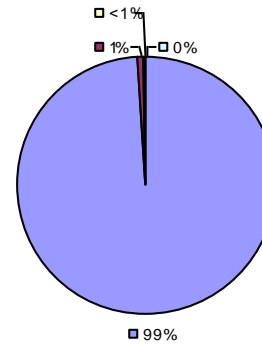
Student Growth



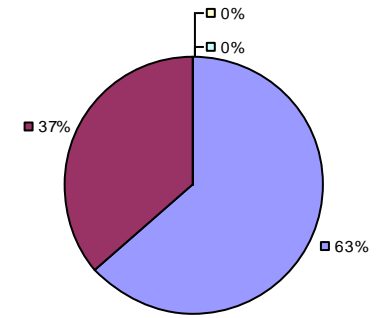
Local Measures



Other Measures

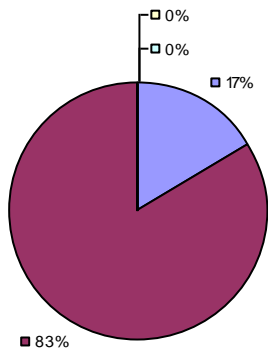


Overall Composite

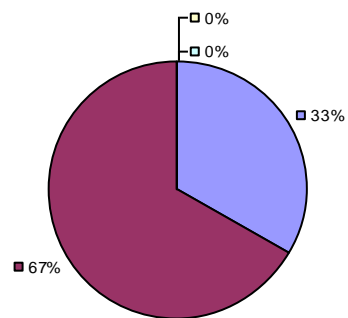


2013-14 PRINCIPAL EVALUATION RESULTS

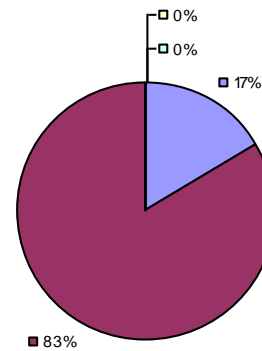
Student Growth



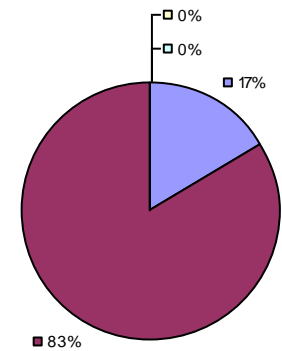
Local Measures



Other Measures



Overall Composite

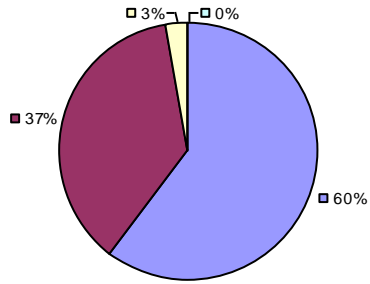


\* Data is suppressed if 100% of teachers/principals received the same rating or if the total teachers/principals in an LEA is less than five.

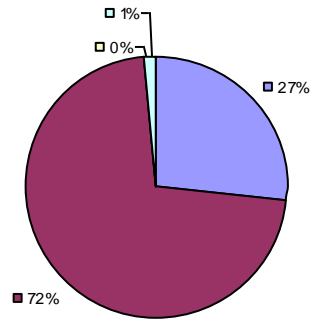


2013-14 TEACHER EVALUATION RESULTS

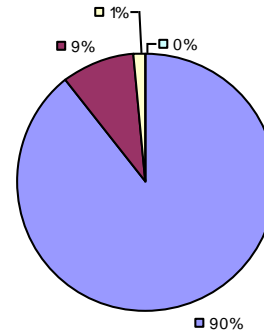
Student Growth



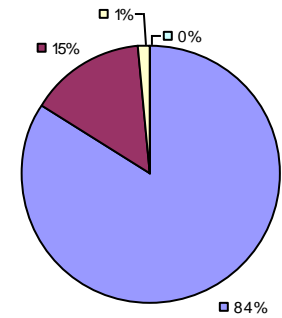
Local Measures



Other Measures



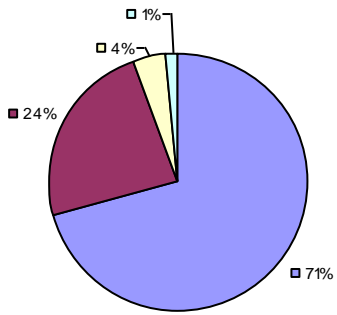
Overall Composite



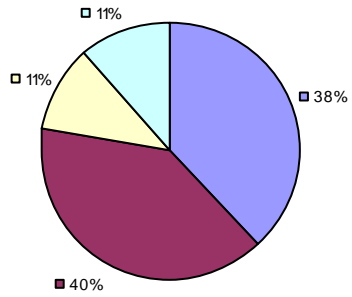
2013-14 PRINCIPAL EVALUATION RESULTS NOT SHOWN DUE TO SUPPRESSION\*

\* Data is suppressed if 100% of teachers/principals received the same rating or if the total teachers/principals in an LEA is less than five.

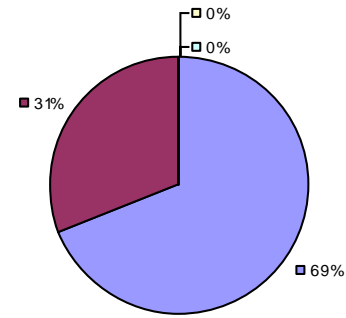
Student Growth



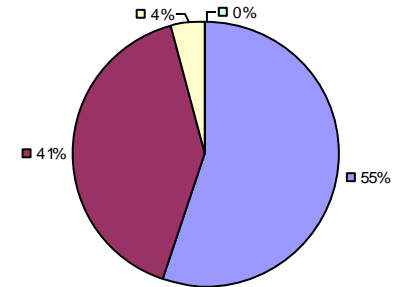
Local Measures



Other Measures



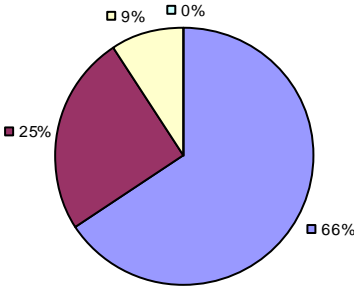
Overall Composite



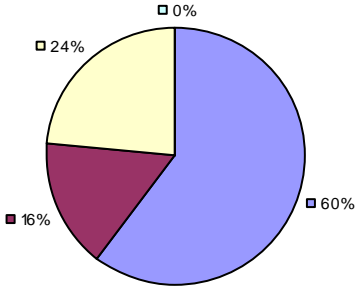
2013-14 PRINCIPAL EVALUATION RESULTS NOT SHOWN DUE TO SUPPRESSION\*

\* Data is suppressed if 100% of teachers/principals received the same rating or if the total teachers/principals in an LEA is less than five.

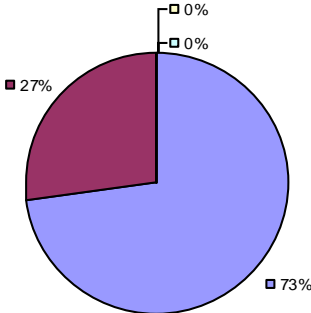
Student Growth



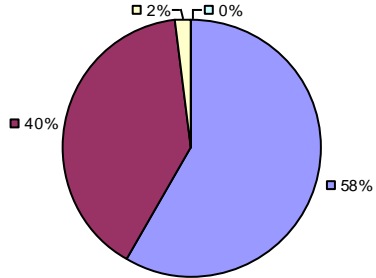
Local Measures



Other Measures



Overall Composite

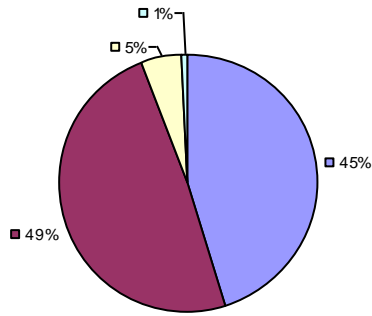


2013-14 PRINCIPAL EVALUATION RESULTS NOT SHOWN DUE TO SUPPRESSION\*

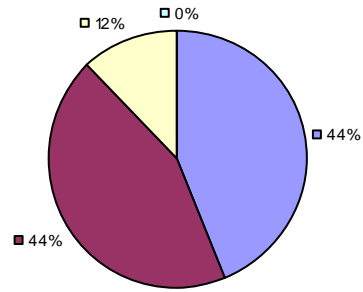
\* Data is suppressed if 100% of teachers/principals received the same rating or if the total teachers/principals in an LEA is less than five.

2013-14 TEACHER EVALUATION RESULTS

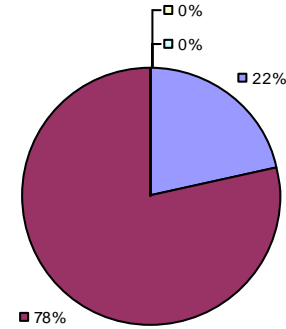
Student Growth



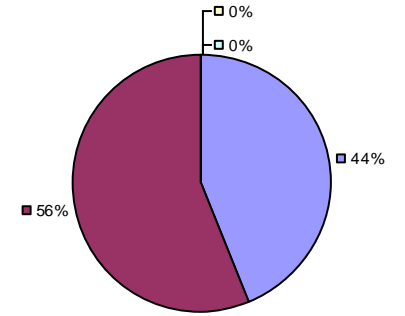
Local Measures



Other Measures



Overall Composite



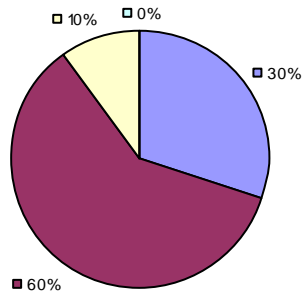
2013-14 PRINCIPAL EVALUATION RESULTS NOT SHOWN DUE TO SUPPRESSION\*

\* Data is suppressed if 100% of teachers/principals received the same rating or if the total teachers/principals in an LEA is less than five.

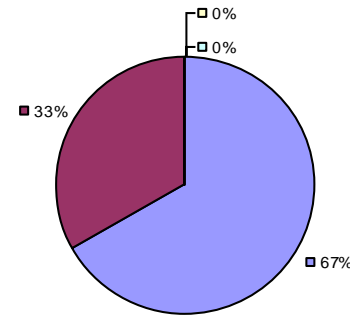
2013-14 TEACHER EVALUATION RESULTS

Student Growth

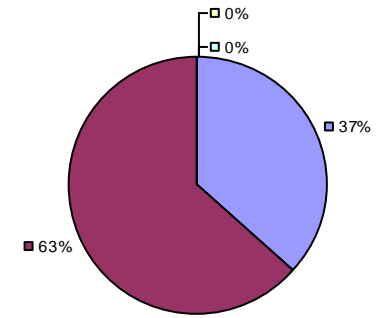
Local measures results not shown due to suppression\*



Other Measures



Overall Composite

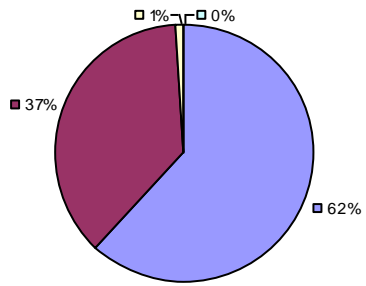


2013-14 PRINCIPAL EVALUATION RESULTS NOT SHOWN DUE TO SUPPRESSION\*

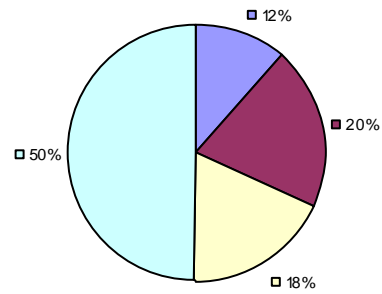
\* Data is suppressed if 100% of teachers/principals received the same rating or if the total teachers/principals in an LEA is less than five.

2013-14 TEACHER EVALUATION RESULTS

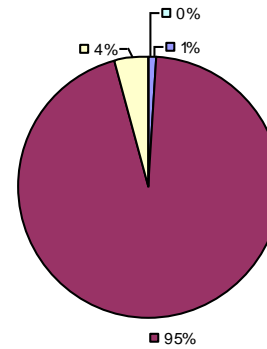
Student Growth



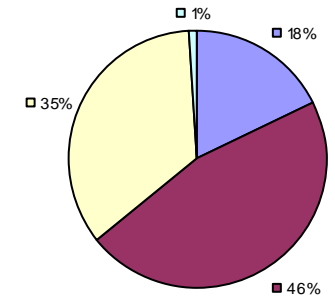
Local Measures



Other Measures



Overall Composite

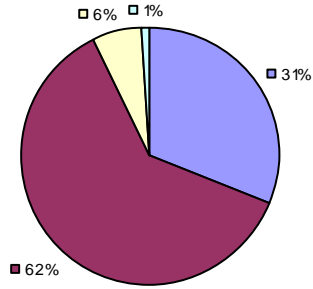


2013-14 PRINCIPAL EVALUATION RESULTS NOT SHOWN DUE TO SUPPRESSION\*

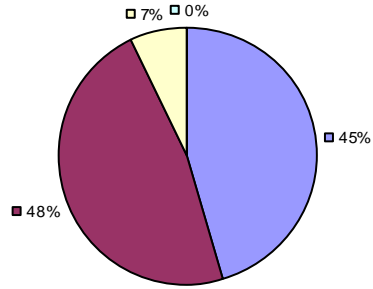
\* Data is suppressed if 100% of teachers/principals received the same rating or if the total teachers/principals in an LEA is less than five.

2013-14 TEACHER EVALUATION RESULTS

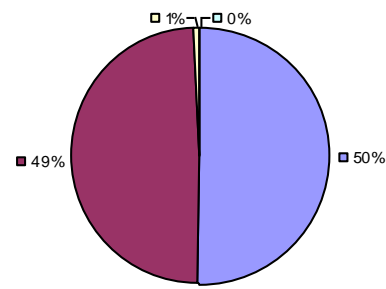
Student Growth



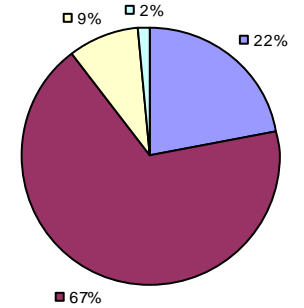
Local Measures



Other Measures

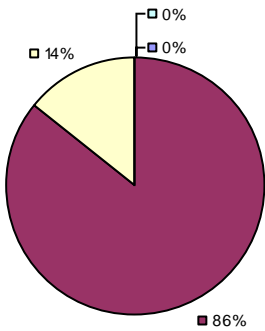


Overall Composite

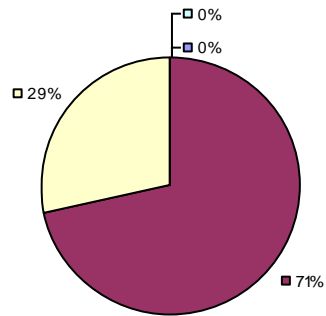


2013-14 PRINCIPAL EVALUATION RESULTS

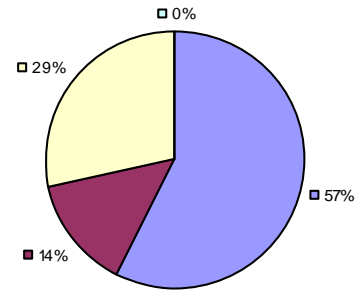
Student Growth



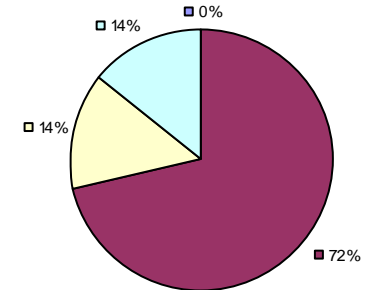
Local Measures



Other Measures



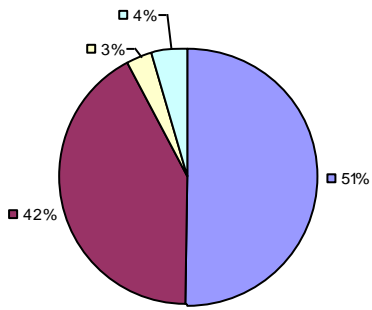
Overall Composite



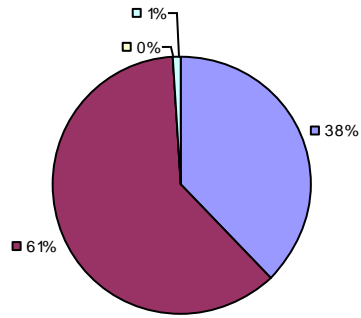
\* Data is suppressed if 100% of teachers/principals received the same rating or if the total teachers/principals in an LEA is less than five.

2013-14 TEACHER EVALUATION RESULTS

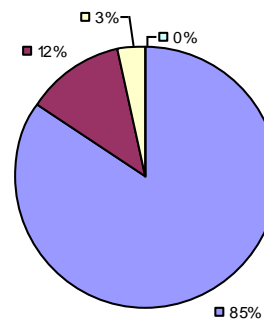
Student Growth



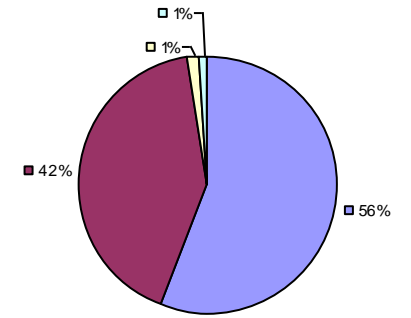
Local Measures



Other Measures



Overall Composite



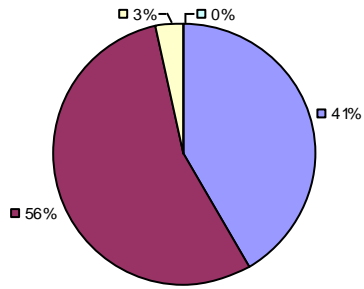
2013-14 PRINCIPAL EVALUATION RESULTS NOT SHOWN DUE TO SUPPRESSION\*

\* Data is suppressed if 100% of teachers/principals received the same rating or if the total teachers/principals in an LEA is less than five.

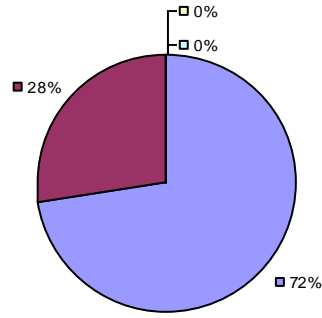


2013-14 TEACHER EVALUATION RESULTS

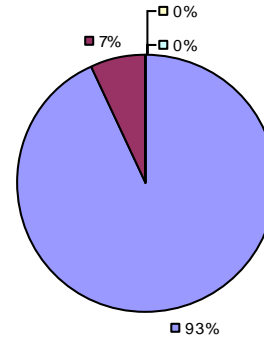
Student Growth



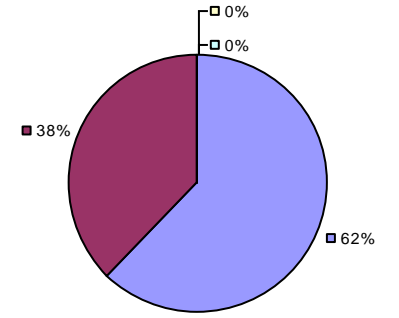
Local Measures



Other Measures



Overall Composite

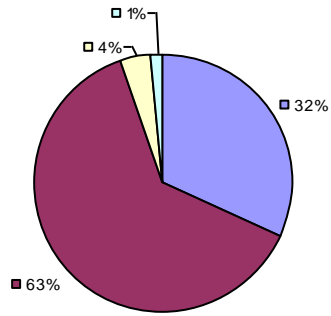


2013-14 PRINCIPAL EVALUATION RESULTS NOT SHOWN DUE TO SUPPRESSION\*

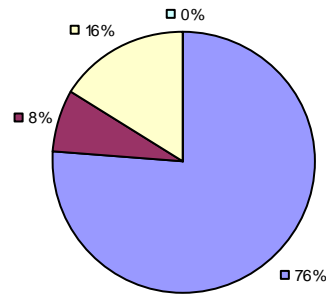
\* Data is suppressed if 100% of teachers/principals received the same rating or if the total teachers/principals in an LEA is less than five.

2013-14 TEACHER EVALUATION RESULTS

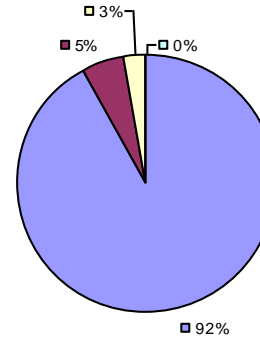
Student Growth



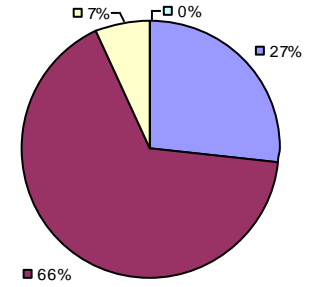
Local Measures



Other Measures



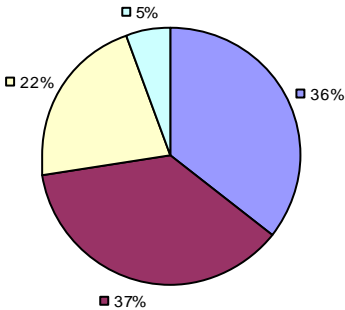
Overall Composite



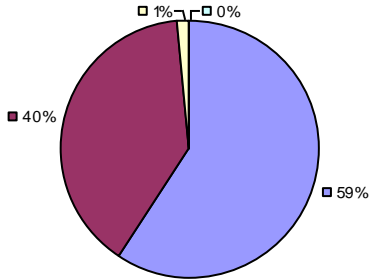
2013-14 PRINCIPAL EVALUATION RESULTS NOT SHOWN DUE TO SUPPRESSION\*

\* Data is suppressed if 100% of teachers/principals received the same rating or if the total teachers/principals in an LEA is less than five.

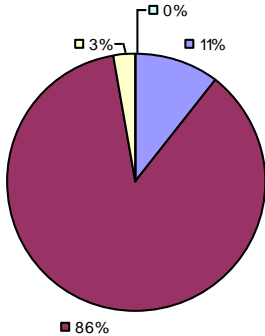
Student Growth



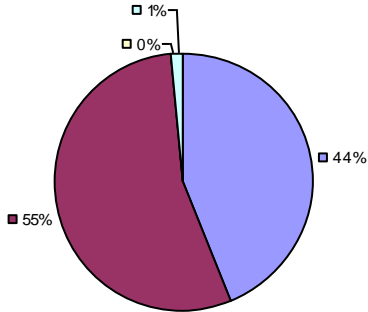
Local Measures



Other Measures



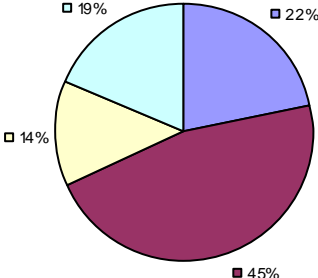
Overall Composite



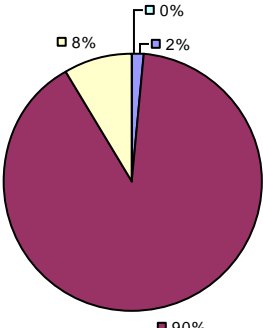
2013-14 PRINCIPAL EVALUATION RESULTS NOT SHOWN DUE TO SUPPRESSION\*

\* Data is suppressed if 100% of teachers/principals received the same rating or if the total teachers/principals in an LEA is less than five.

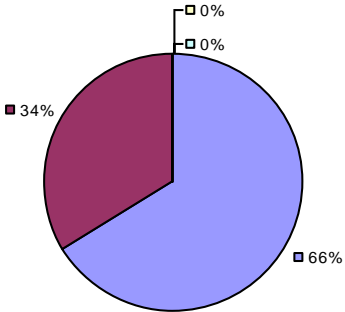
Student Growth



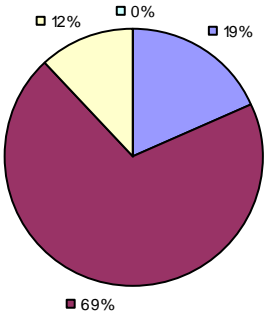
Local Measures



Other Measures



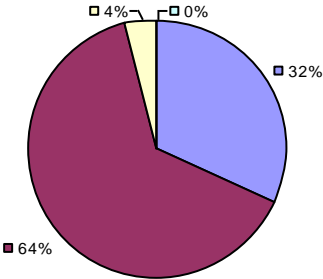
Overall Composite



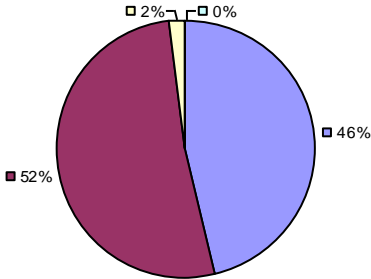
2013-14 PRINCIPAL EVALUATION RESULTS NOT SHOWN DUE TO SUPPRESSION\*

\* Data is suppressed if 100% of teachers/principals received the same rating or if the total teachers/principals in an LEA is less than five.

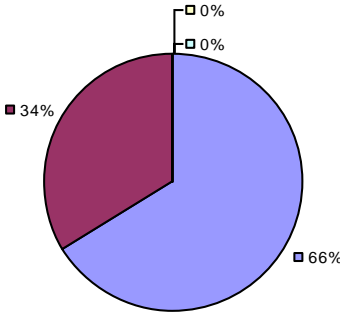
Student Growth



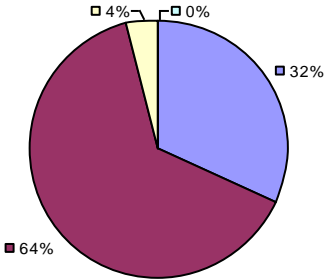
Local Measures



Other Measures



Overall Composite

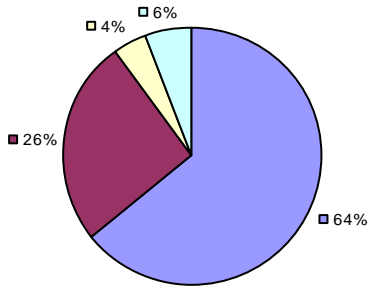


2013-14 PRINCIPAL EVALUATION RESULTS NOT SHOWN DUE TO SUPPRESSION\*

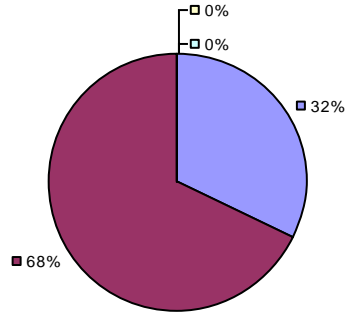
\* Data is suppressed if 100% of teachers/principals received the same rating or if the total teachers/principals in an LEA is less than five.

2013-14 TEACHER EVALUATION RESULTS

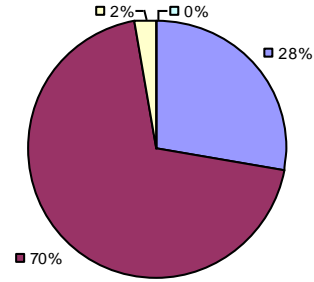
Student Growth



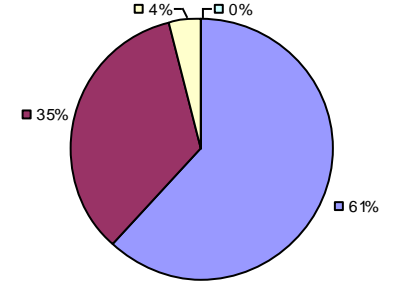
Local Measures



Other Measures

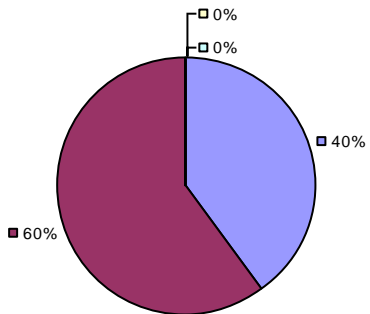


Overall Composite

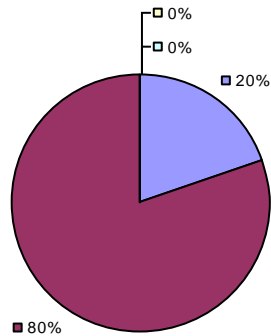


2013-14 PRINCIPAL EVALUATION RESULTS

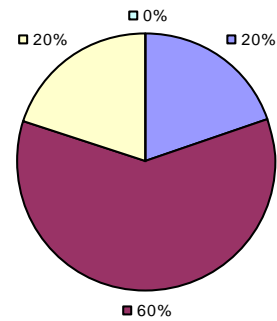
Student Growth



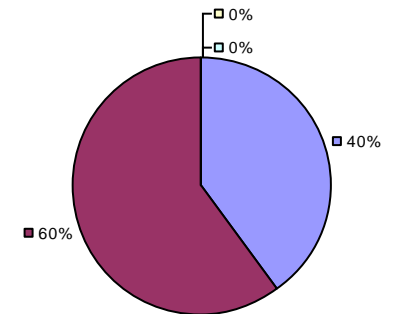
Local Measures



Other Measures

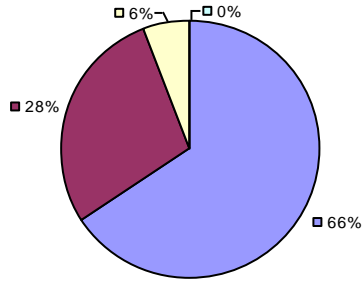


Overall Composite

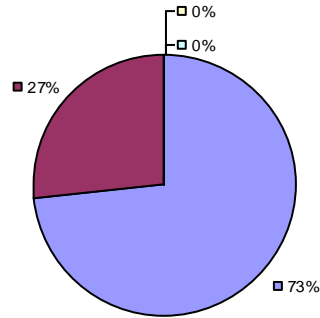


\* Data is suppressed if 100% of teachers/principals received the same rating or if the total teachers/principals in an LEA is less than five.

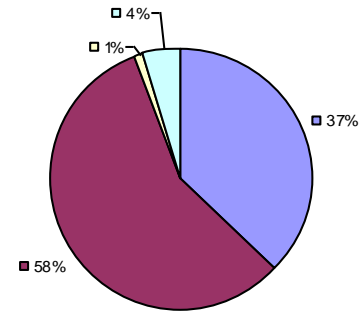
Student Growth



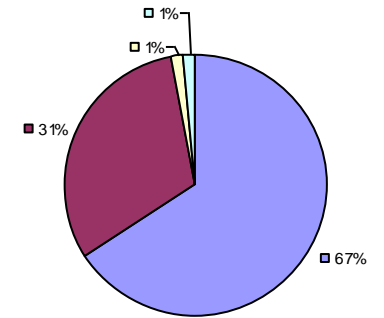
Local Measures



Other Measures



Overall Composite



2013-14 PRINCIPAL EVALUATION RESULTS NOT SHOWN DUE TO SUPPRESSION\*

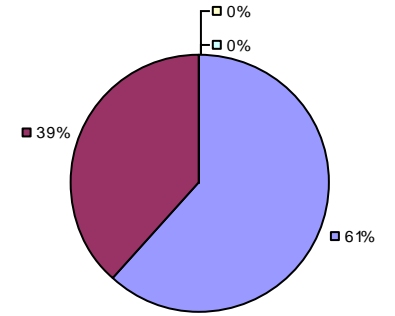
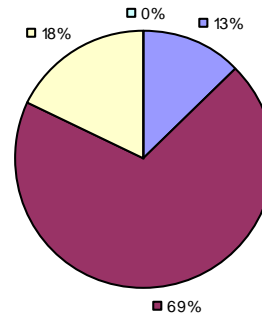
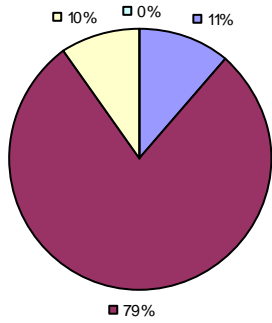
\* Data is suppressed if 100% of teachers/principals received the same rating or if the total teachers/principals in an LEA is less than five.

Student Growth

Local measures results not shown due to suppression\*

Other Measures

Overall Composite



2013-14 PRINCIPAL EVALUATION RESULTS NOT SHOWN DUE TO SUPPRESSION\*

\* Data is suppressed if 100% of teachers/principals received the same rating or if the total teachers/principals in an LEA is less than five.

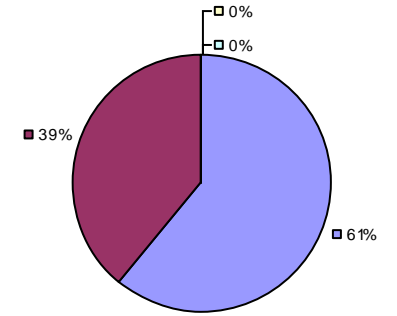
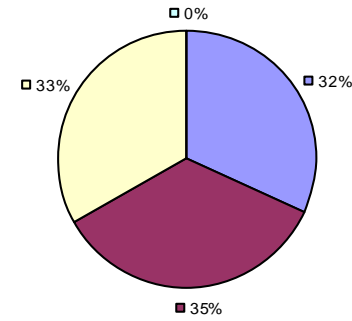
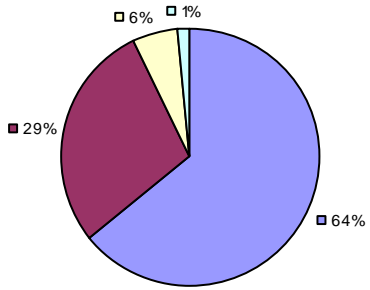


Student Growth

Local measures results not shown due to suppression\*

Other Measures

Overall Composite

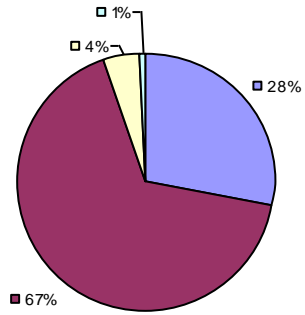


2013-14 PRINCIPAL EVALUATION RESULTS NOT SHOWN DUE TO SUPPRESSION\*

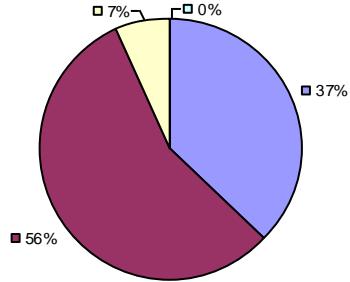
\* Data is suppressed if 100% of teachers/principals received the same rating or if the total teachers/principals in an LEA is less than five.

2013-14 TEACHER EVALUATION RESULTS

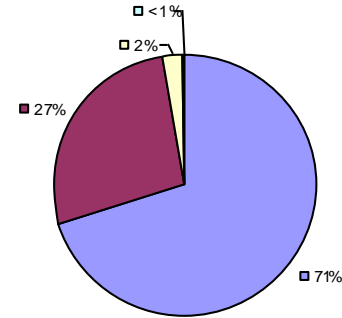
Student Growth



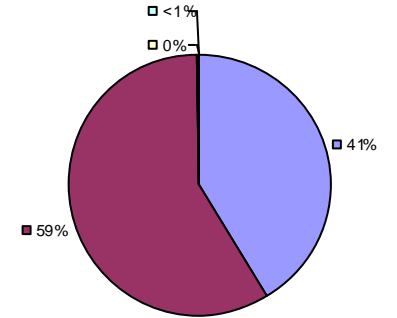
Local Measures



Other Measures



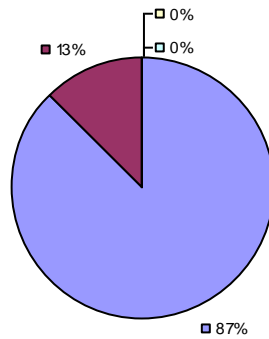
Overall Composite



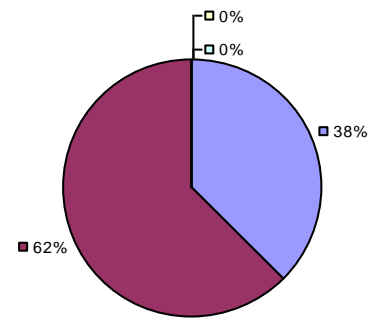
2013-14 PRINCIPAL EVALUATION RESULTS

Student growth results not shown due to suppression\*

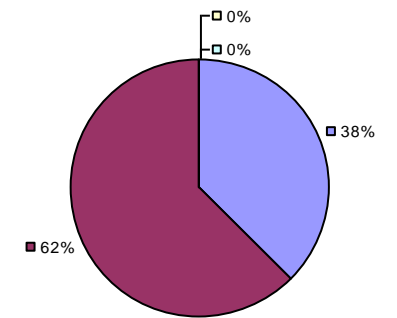
Local Measures



Other Measures



Overall Composite

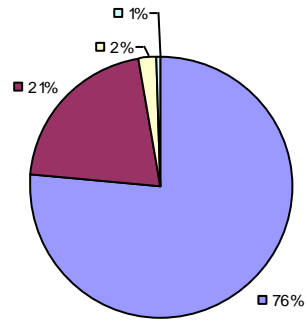


\* Data is suppressed if 100% of teachers/principals received the same rating or if the total teachers/principals in an LEA is less than five.

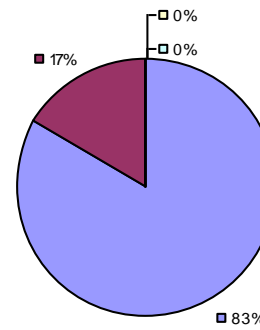
2013-14 TEACHER EVALUATION RESULTS

Student Growth

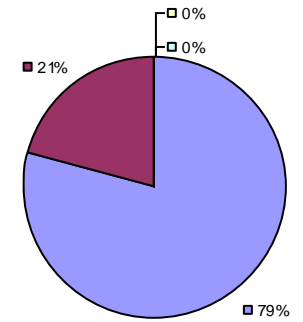
Local measures results not shown due to suppression\*



Other Measures



Overall Composite



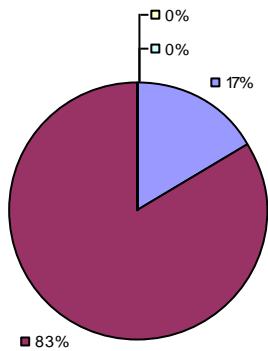
2013-14 PRINCIPAL EVALUATION RESULTS

Student Growth

Local measures results not shown due to suppression\*

Other measures results not shown due to suppression\*

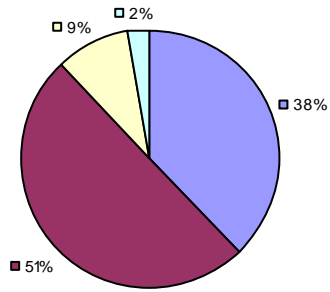
Overall composite not shown due to suppression\*



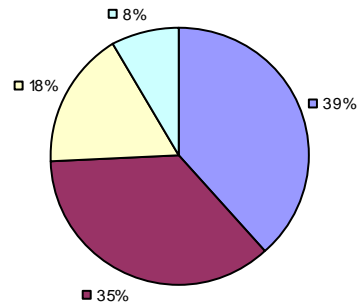
\* Data is suppressed if 100% of teachers/principals received the same rating or if the total teachers/principals in an LEA is less than five.

2013-14 TEACHER EVALUATION RESULTS

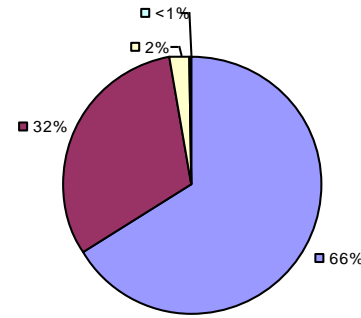
Student Growth



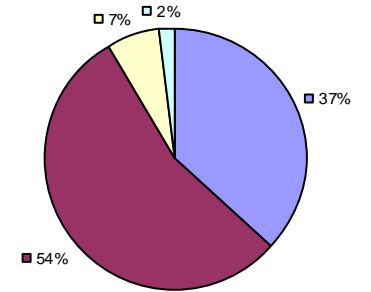
Local Measures



Other Measures

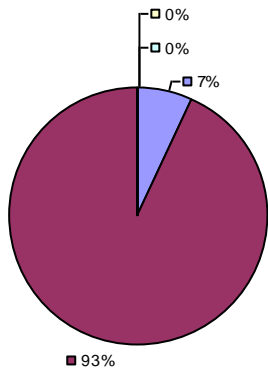


Overall Composite



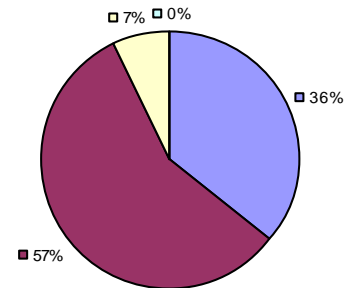
2013-14 PRINCIPAL EVALUATION RESULTS

Student Growth

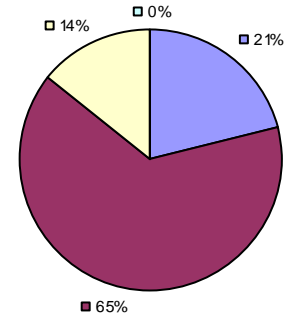


Local measures results not shown due to suppression\*

Other Measures



Overall Composite

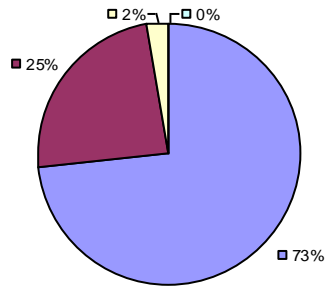


\* Data is suppressed if 100% of teachers/principals received the same rating or if the total teachers/principals in an LEA is less than five.

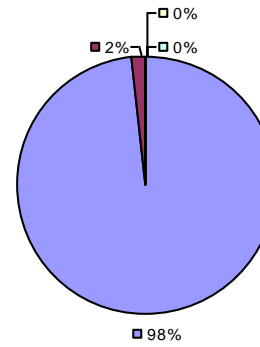
2013-14 TEACHER EVALUATION RESULTS

Student Growth

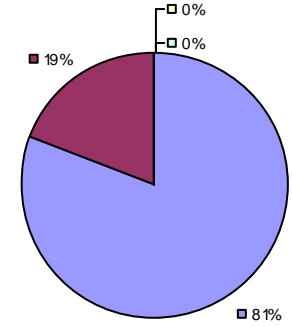
Local measures results not shown due to suppression\*



Other Measures



Overall Composite

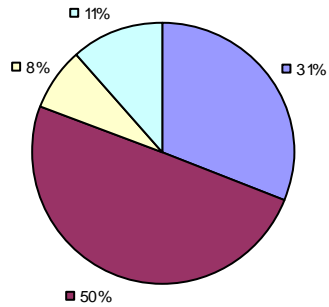


2013-14 PRINCIPAL EVALUATION RESULTS NOT SHOWN DUE TO SUPPRESSION\*

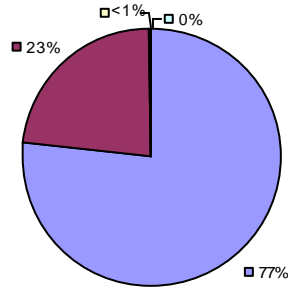
\* Data is suppressed if 100% of teachers/principals received the same rating or if the total teachers/principals in an LEA is less than five.

2013-14 TEACHER EVALUATION RESULTS

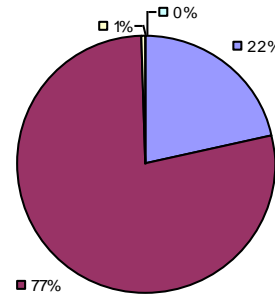
Student Growth



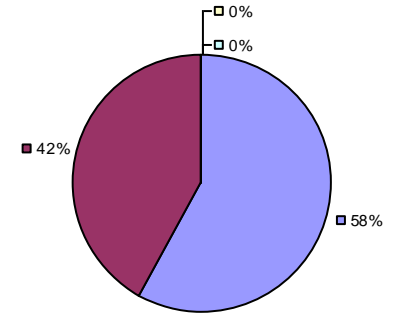
Local Measures



Other Measures

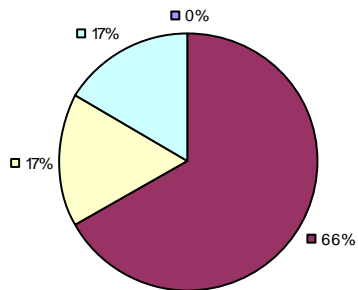


Overall Composite



2013-14 PRINCIPAL EVALUATION RESULTS

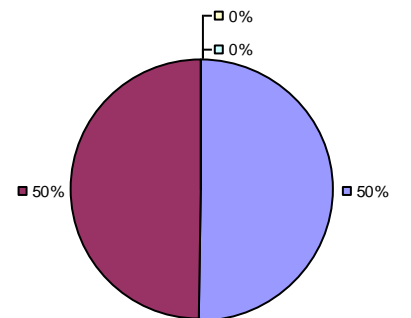
Student Growth



Local measures results not shown due to suppression\*

Other measures results not shown due to suppression\*

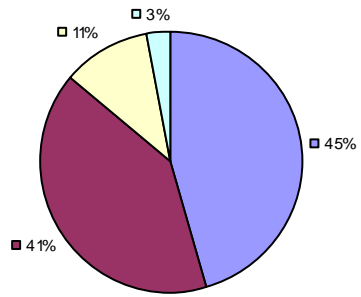
Overall Composite



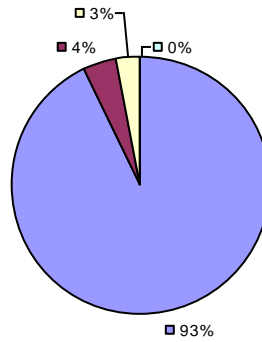
\* Data is suppressed if 100% of teachers/principals received the same rating or if the total teachers/principals in an LEA is less than five.

2013-14 TEACHER EVALUATION RESULTS

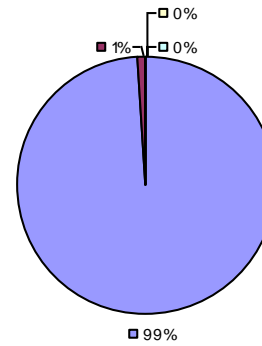
Student Growth



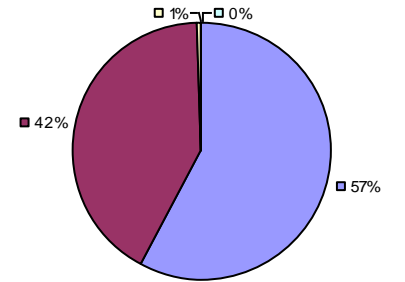
Local Measures



Other Measures



Overall Composite

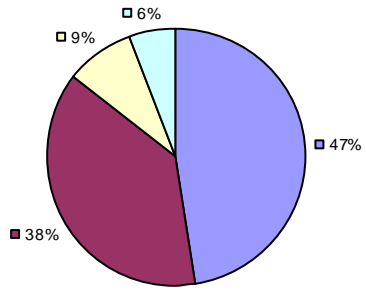


2013-14 PRINCIPAL EVALUATION RESULTS NOT SHOWN DUE TO SUPPRESSION\*

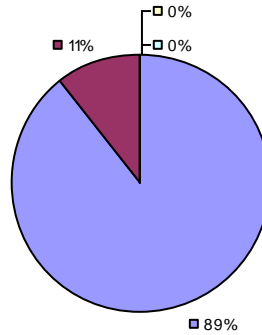
\* Data is suppressed if 100% of teachers/principals received the same rating or if the total teachers/principals in an LEA is less than five.

2013-14 TEACHER EVALUATION RESULTS

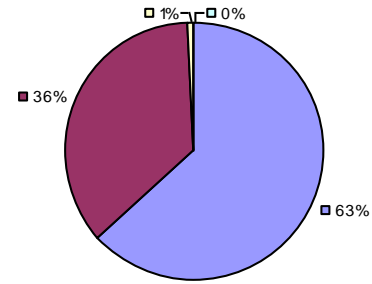
Student Growth



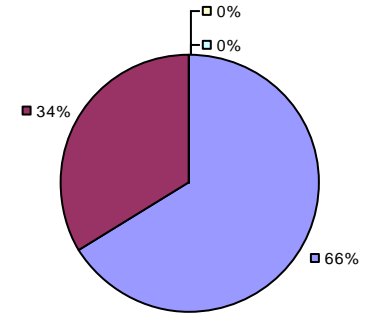
Local Measures



Other Measures



Overall Composite

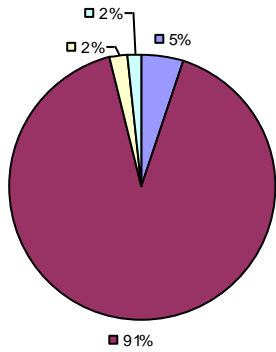


2013-14 PRINCIPAL EVALUATION RESULTS NOT SHOWN DUE TO SUPPRESSION\*

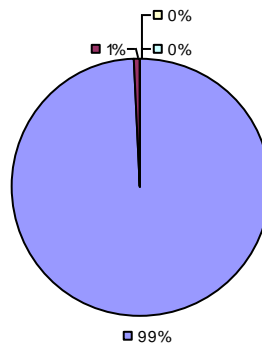
\* Data is suppressed if 100% of teachers/principals received the same rating or if the total teachers/principals in an LEA is less than five.



Student Growth

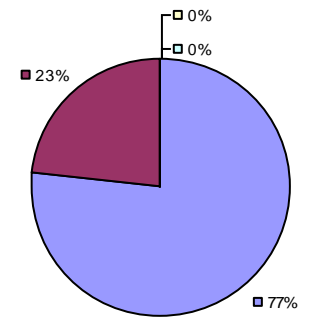


Local Measures



Other measures results not shown due to suppression\*

Overall Composite

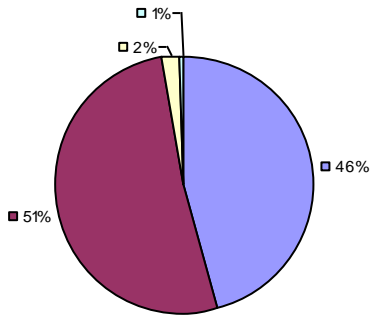


2013-14 PRINCIPAL EVALUATION RESULTS NOT SHOWN DUE TO SUPPRESSION\*

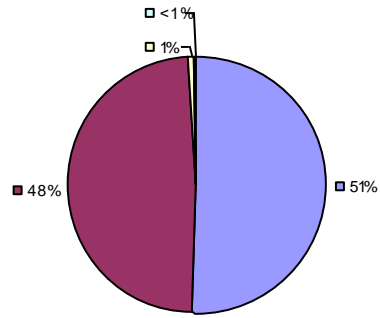
\* Data is suppressed if 100% of teachers/principals received the same rating or if the total teachers/principals in an LEA is less than five.

2013-14 TEACHER EVALUATION RESULTS

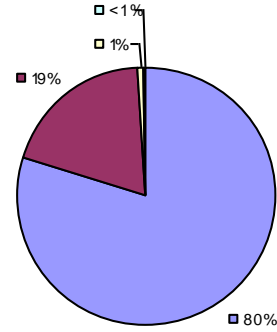
Student Growth



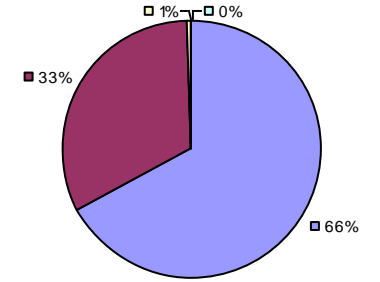
Local Measures



Other Measures



Overall Composite



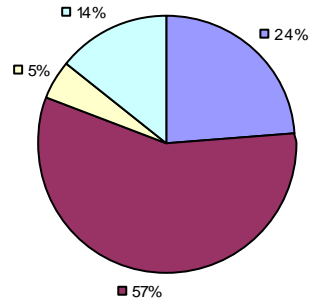
2013-14 PRINCIPAL EVALUATION RESULTS NOT SHOWN DUE TO SUPPRESSION\*

\* Data is suppressed if 100% of teachers/principals received the same rating or if the total teachers/principals in an LEA is less than five.

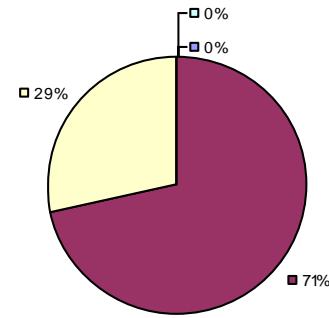
2013-14 TEACHER EVALUATION RESULTS

Student Growth

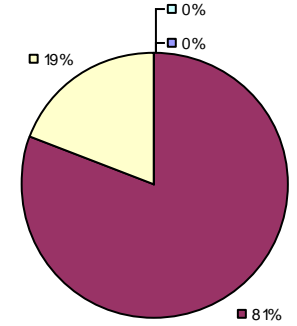
Local measures results not shown due to suppression\*



Other Measures



Overall Composite



2013-14 PRINCIPAL EVALUATION RESULTS NOT SHOWN DUE TO SUPPRESSION\*

\* Data is suppressed if 100% of teachers/principals received the same rating or if the total teachers/principals in an LEA is less than five.

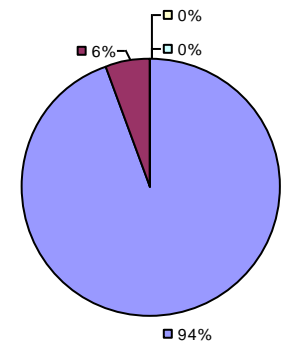
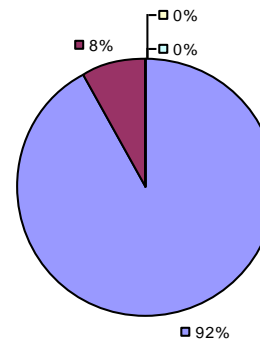
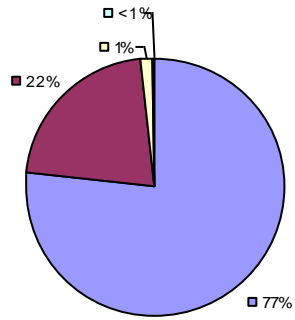
2013-14 TEACHER EVALUATION RESULTS

Student Growth

Local measures results not shown due to suppression\*

Other Measures

Overall Composite



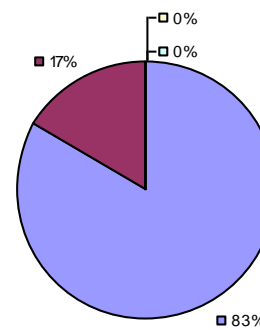
2013-14 PRINCIPAL EVALUATION RESULTS

Student growth results not shown due to suppression\*

Local measures results not shown due to suppression\*

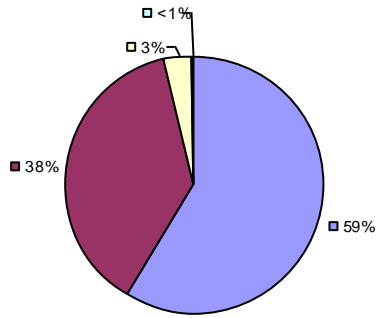
Other Measures

Overall composite not shown due to suppression\*

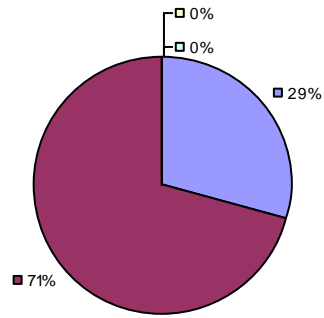


\* Data is suppressed if 100% of teachers/principals received the same rating or if the total teachers/principals in an LEA is less than five.

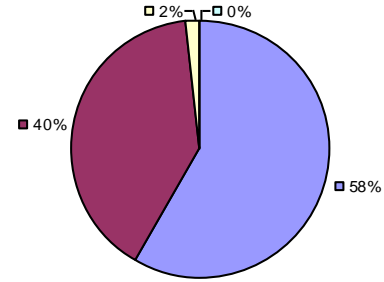
Student Growth



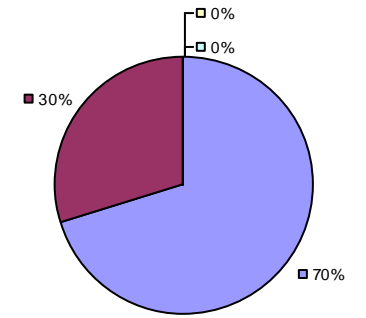
Local Measures



Other Measures

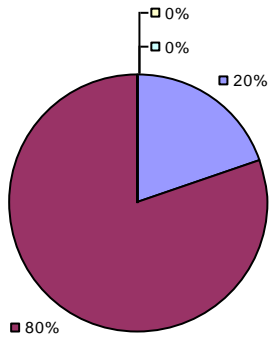


Overall Composite

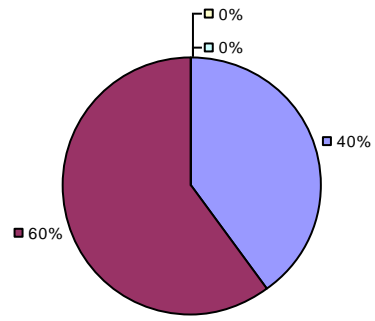


2013-14 PRINCIPAL EVALUATION RESULTS

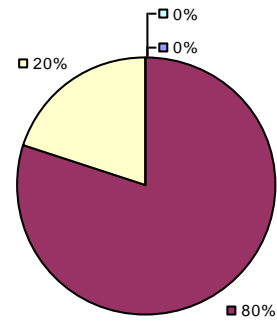
Student Growth



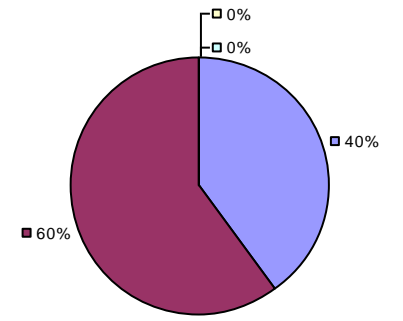
Local Measures



Other Measures

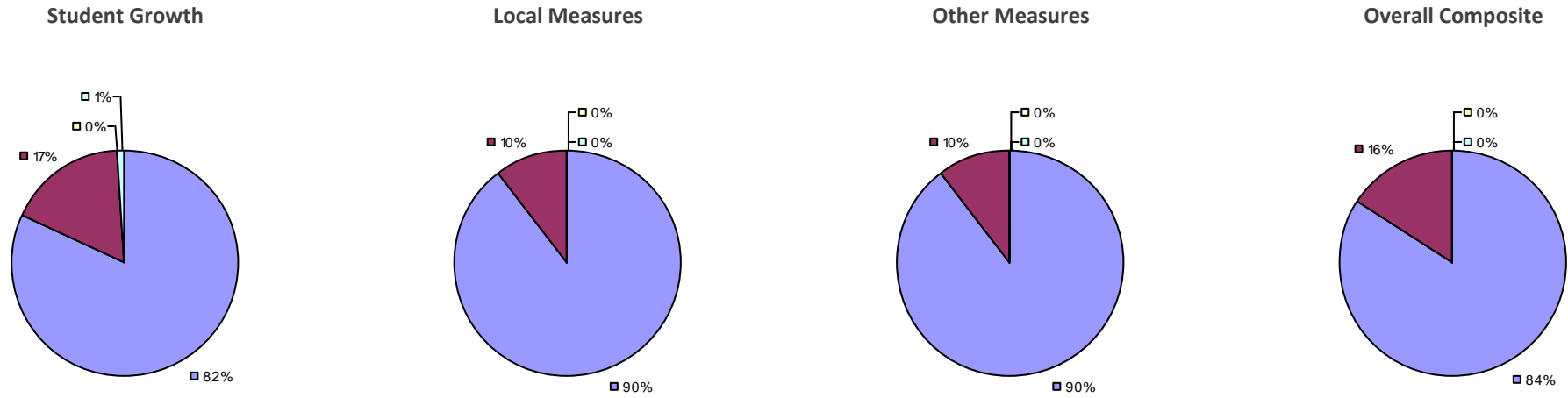


Overall Composite



\* Data is suppressed if 100% of teachers/principals received the same rating or if the total teachers/principals in an LEA is less than five.

2013-14 TEACHER EVALUATION RESULTS

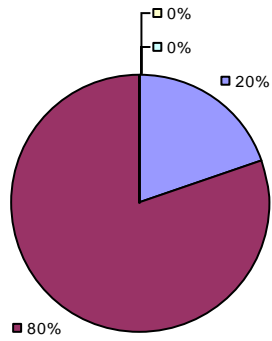


2013-14 PRINCIPAL EVALUATION RESULTS NOT SHOWN DUE TO SUPPRESSION\*

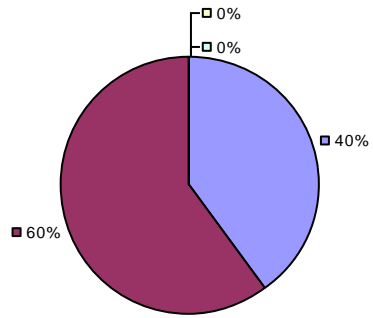
\* Data is suppressed if 100% of teachers/principals received the same rating or if the total teachers/principals in an LEA is less than five.

2013-14 TEACHER EVALUATION RESULTS

Student Growth

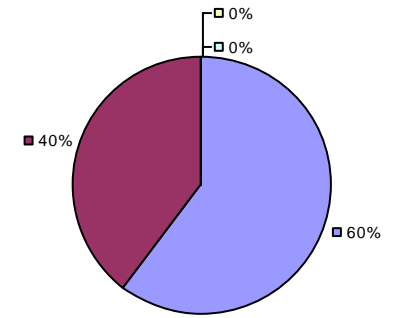


Local Measures



Other measures results not shown due to suppression\*

Overall Composite

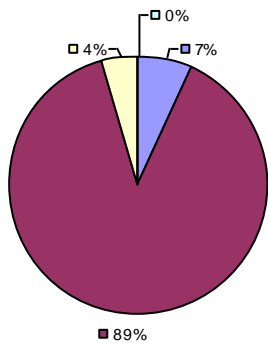


2013-14 PRINCIPAL EVALUATION RESULTS NOT SHOWN DUE TO SUPPRESSION\*

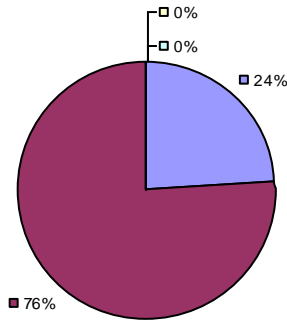
\* Data is suppressed if 100% of teachers/principals received the same rating or if the total teachers/principals in an LEA is less than five.

2013-14 TEACHER EVALUATION RESULTS

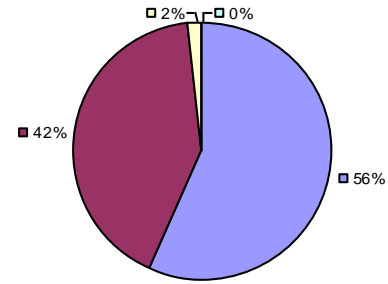
Student Growth



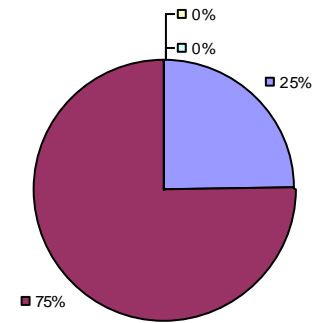
Local Measures



Other Measures



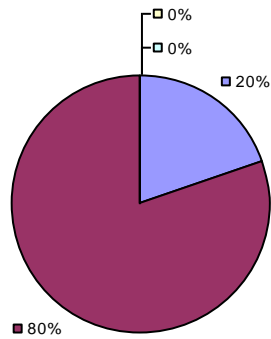
Overall Composite



2013-14 PRINCIPAL EVALUATION RESULTS

Student growth results not shown due to suppression\*

Local Measures

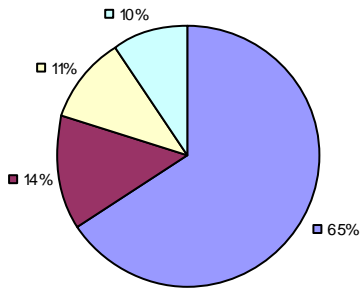


Other measures results not shown due to suppression\* Overall composite not shown due to suppression\*

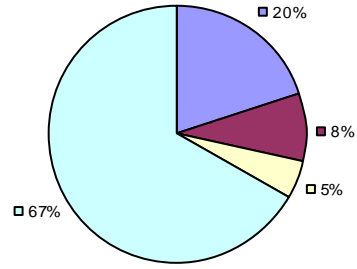
\* Data is suppressed if 100% of teachers/principals received the same rating or if the total teachers/principals in an LEA is less than five.



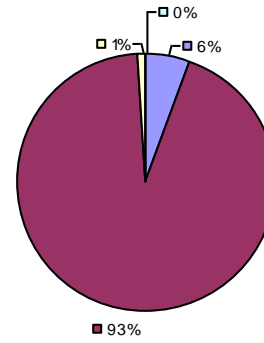
Student Growth



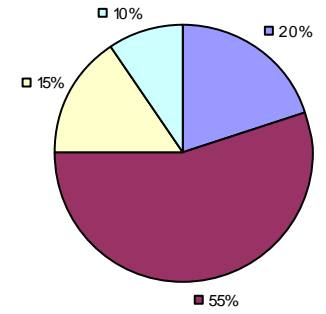
Local Measures



Other Measures



Overall Composite



2013-14 PRINCIPAL EVALUATION RESULTS NOT SHOWN DUE TO SUPPRESSION\*

\* Data is suppressed if 100% of teachers/principals received the same rating or if the total teachers/principals in an LEA is less than five.

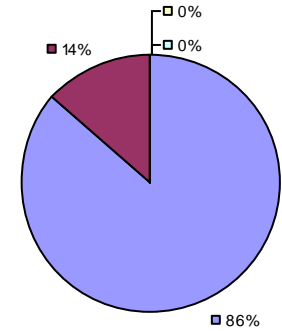
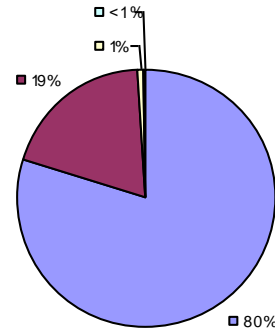
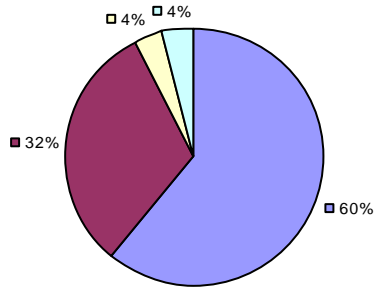
2013-14 TEACHER EVALUATION RESULTS

Student Growth

Local measures results not shown due to suppression\*

Other Measures

Overall Composite



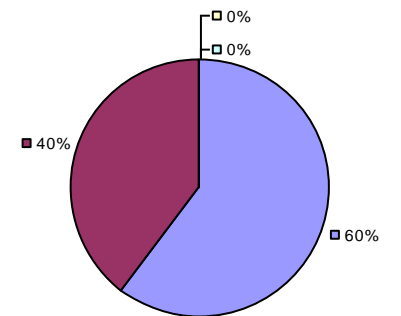
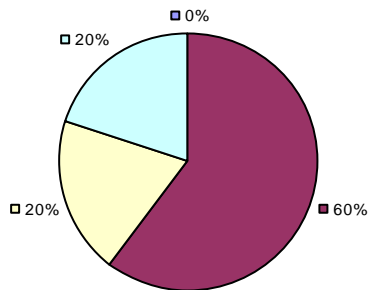
2013-14 PRINCIPAL EVALUATION RESULTS

Student Growth

Local measures results not shown due to suppression\*

Other measures results not shown due to suppression\*

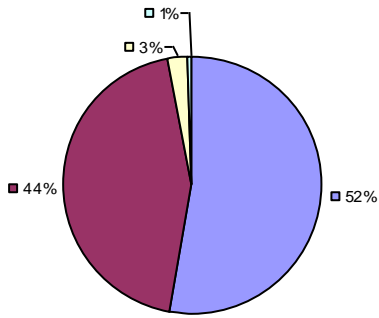
Overall Composite



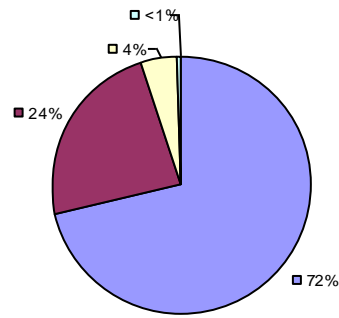
\* Data is suppressed if 100% of teachers/principals received the same rating or if the total teachers/principals in an LEA is less than five.

2013-14 TEACHER EVALUATION RESULTS

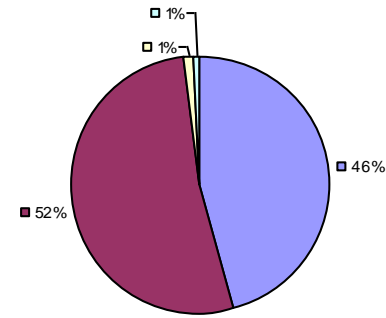
Student Growth



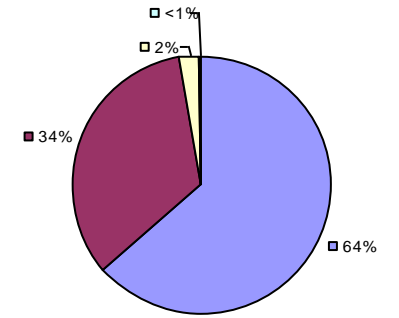
Local Measures



Other Measures

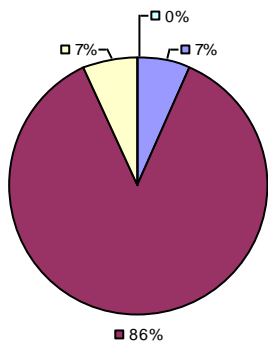


Overall Composite

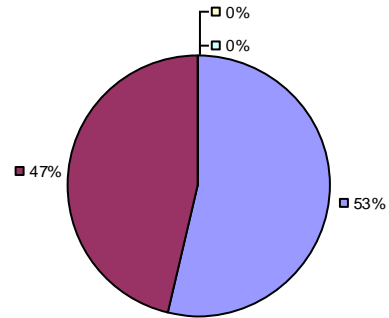


2013-14 PRINCIPAL EVALUATION RESULTS

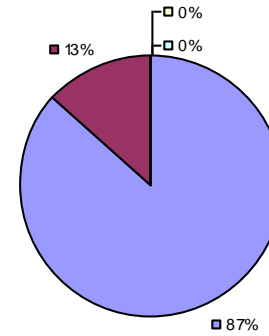
Student Growth



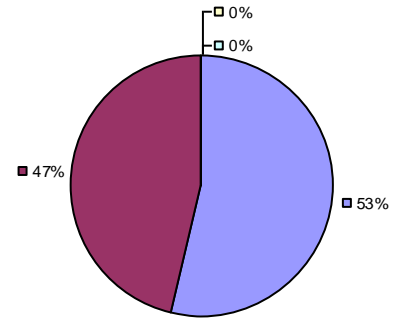
Local Measures



Other Measures



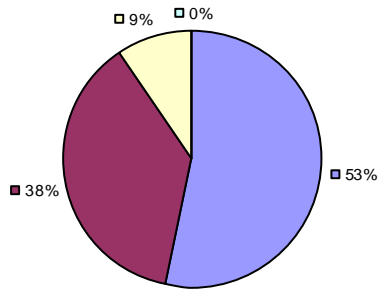
Overall Composite



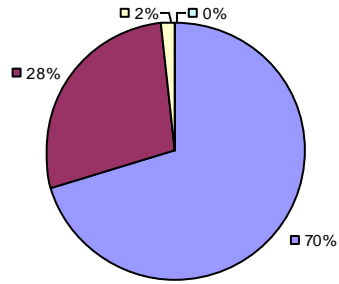
\* Data is suppressed if 100% of teachers/principals received the same rating or if the total teachers/principals in an LEA is less than five.

2013-14 TEACHER EVALUATION RESULTS

Student Growth

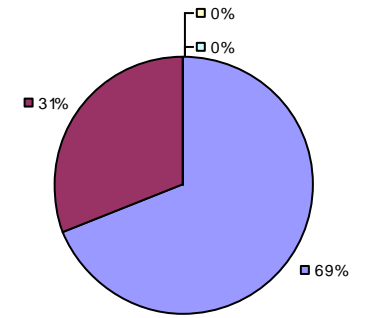


Local Measures



Other measures results not shown due to suppression\*

Overall Composite

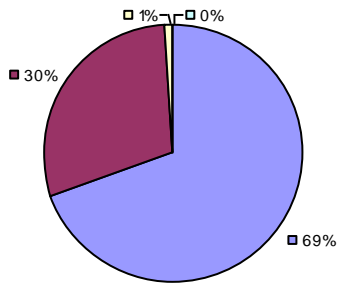


2013-14 PRINCIPAL EVALUATION RESULTS NOT SHOWN DUE TO SUPPRESSION\*

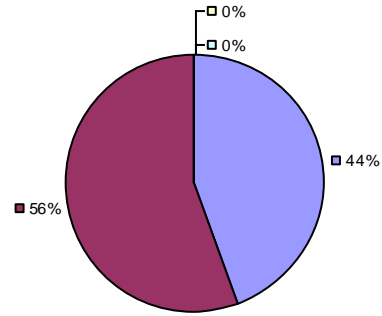
\* Data is suppressed if 100% of teachers/principals received the same rating or if the total teachers/principals in an LEA is less than five.

2013-14 TEACHER EVALUATION RESULTS

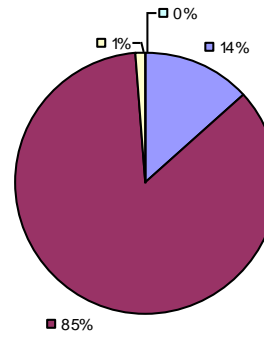
Student Growth



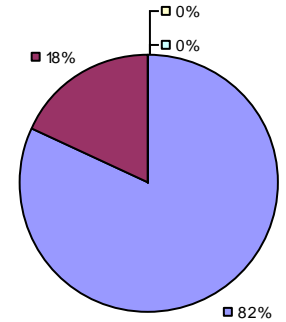
Local Measures



Other Measures



Overall Composite

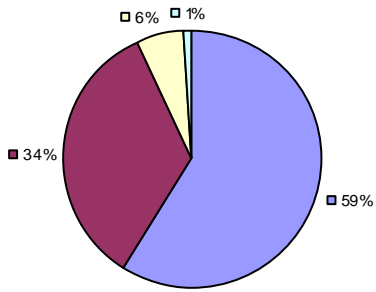


2013-14 PRINCIPAL EVALUATION RESULTS NOT SHOWN DUE TO SUPPRESSION\*

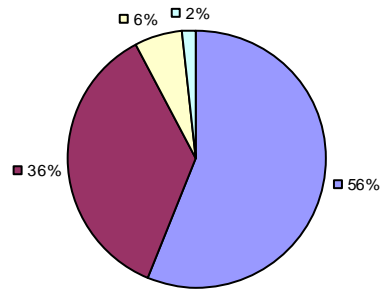
\* Data is suppressed if 100% of teachers/principals received the same rating or if the total teachers/principals in an LEA is less than five.

2013-14 TEACHER EVALUATION RESULTS

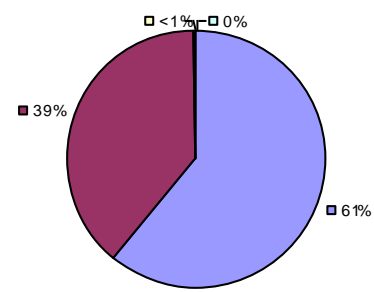
Student Growth



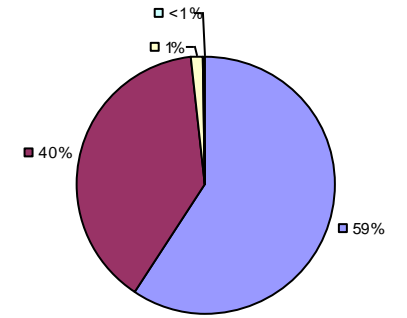
Local Measures



Other Measures



Overall Composite

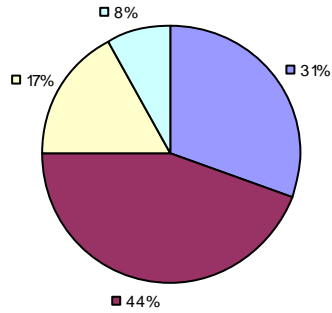


2013-14 PRINCIPAL EVALUATION RESULTS NOT SHOWN DUE TO SUPPRESSION\*

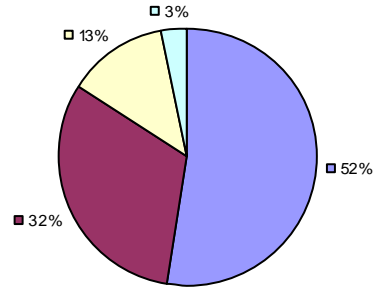
\* Data is suppressed if 100% of teachers/principals received the same rating or if the total teachers/principals in an LEA is less than five.

2013-14 TEACHER EVALUATION RESULTS

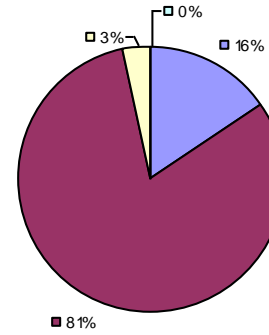
Student Growth



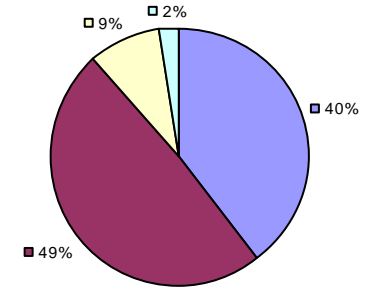
Local Measures



Other Measures

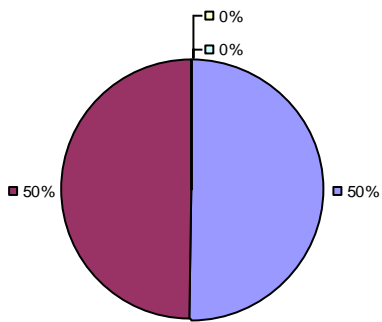


Overall Composite

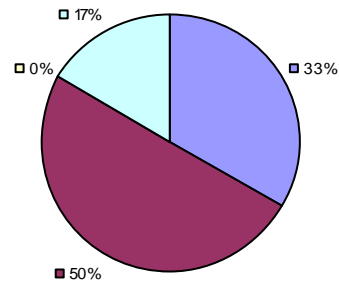


2013-14 PRINCIPAL EVALUATION RESULTS

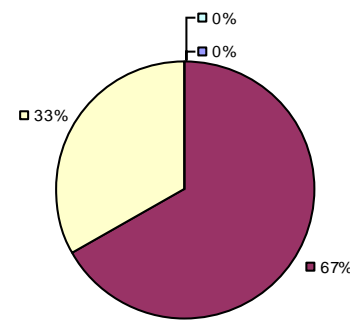
Student Growth



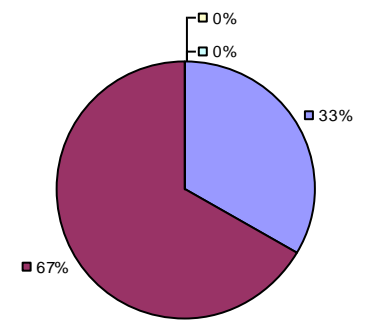
Local Measures



Other Measures



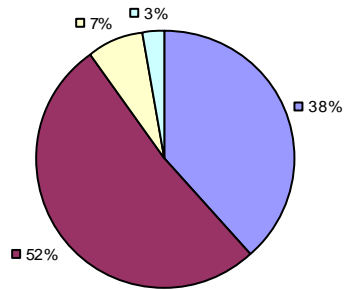
Overall Composite



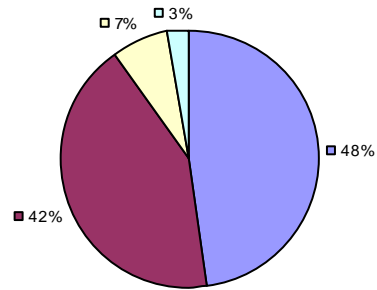
\* Data is suppressed if 100% of teachers/principals received the same rating or if the total teachers/principals in an LEA is less than five.

2013-14 TEACHER EVALUATION RESULTS

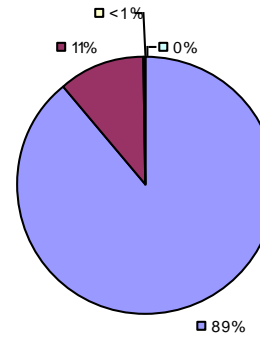
Student Growth



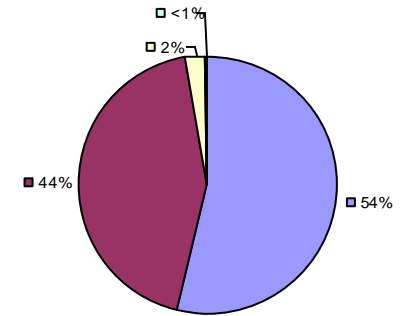
Local Measures



Other Measures



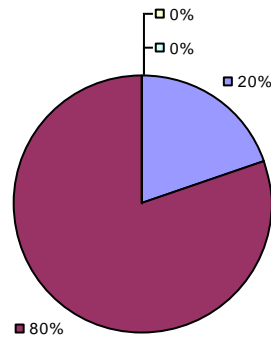
Overall Composite



2013-14 PRINCIPAL EVALUATION RESULTS

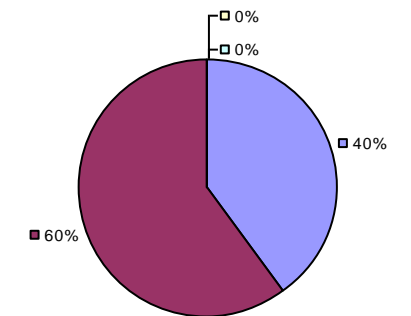
Student growth results not shown due to suppression\*

Local Measures



Other measures results not shown due to suppression\*

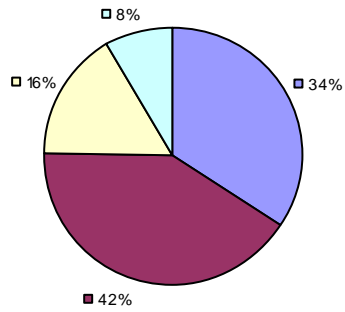
Overall Composite



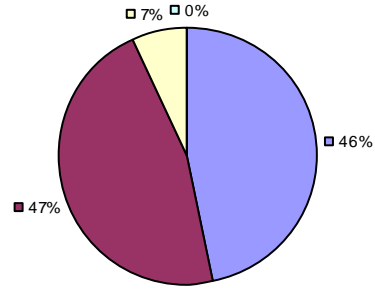
\* Data is suppressed if 100% of teachers/principals received the same rating or if the total teachers/principals in an LEA is less than five.



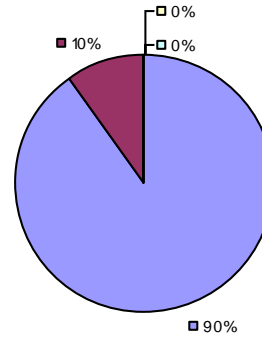
Student Growth



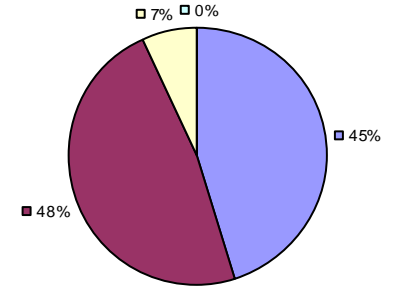
Local Measures



Other Measures



Overall Composite



2013-14 PRINCIPAL EVALUATION RESULTS NOT SHOWN DUE TO SUPPRESSION\*

\* Data is suppressed if 100% of teachers/principals received the same rating or if the total teachers/principals in an LEA is less than five.

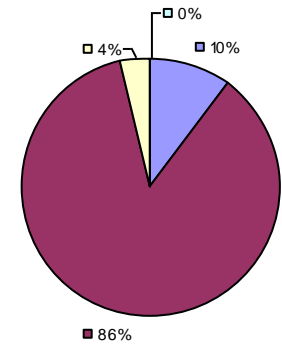
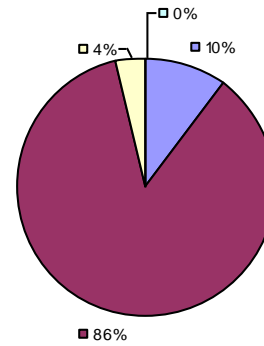
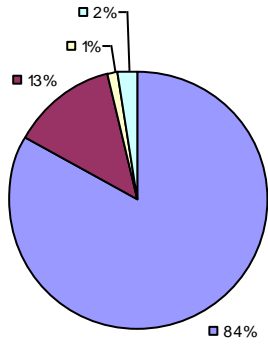
2013-14 TEACHER EVALUATION RESULTS

Student Growth

Local measures results not shown due to suppression\*

Other Measures

Overall Composite

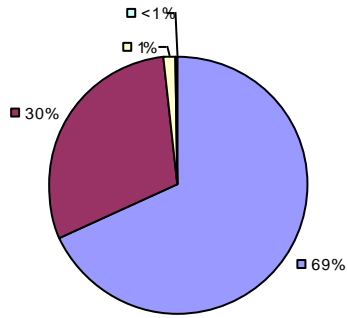


2013-14 PRINCIPAL EVALUATION RESULTS NOT SHOWN DUE TO SUPPRESSION\*

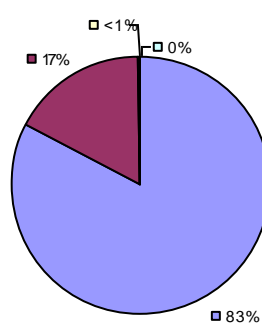
\* Data is suppressed if 100% of teachers/principals received the same rating or if the total teachers/principals in an LEA is less than five.

2013-14 TEACHER EVALUATION RESULTS

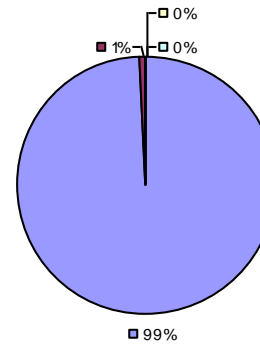
Student Growth



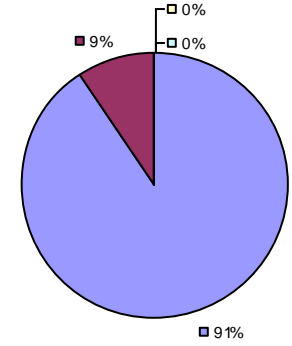
Local Measures



Other Measures

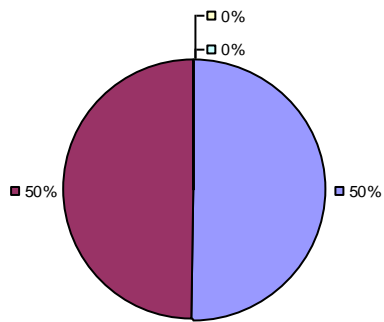


Overall Composite

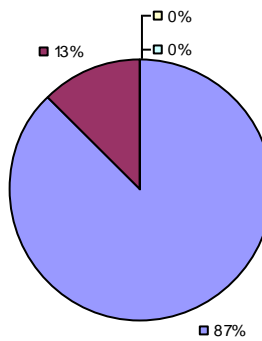


2013-14 PRINCIPAL EVALUATION RESULTS

Student Growth

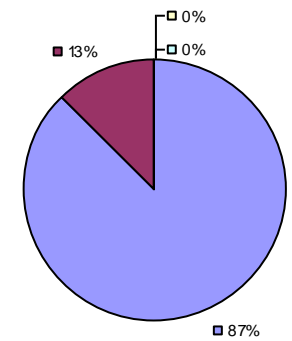


Local Measures



Other measures results not shown due to suppression\*

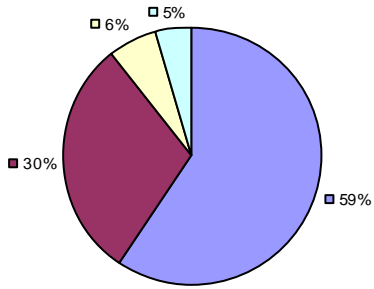
Overall Composite



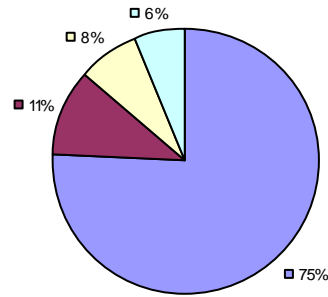
\* Data is suppressed if 100% of teachers/principals received the same rating or if the total teachers/principals in an LEA is less than five.

2013-14 TEACHER EVALUATION RESULTS

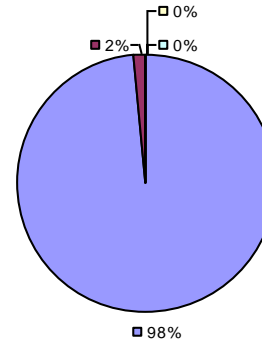
Student Growth



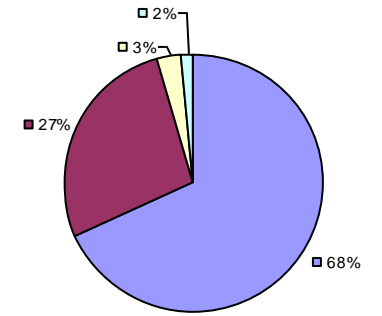
Local Measures



Other Measures



Overall Composite

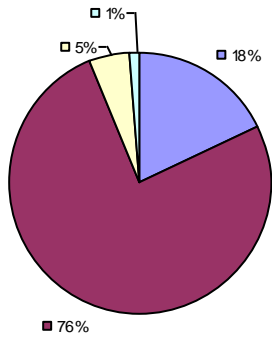


2013-14 PRINCIPAL EVALUATION RESULTS NOT SHOWN DUE TO SUPPRESSION\*

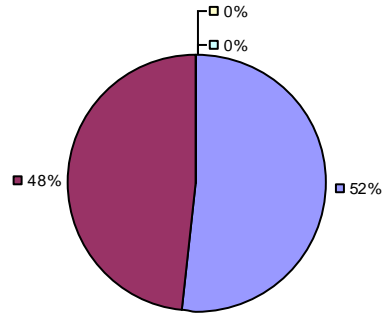
\* Data is suppressed if 100% of teachers/principals received the same rating or if the total teachers/principals in an LEA is less than five.

2013-14 TEACHER EVALUATION RESULTS

Student Growth

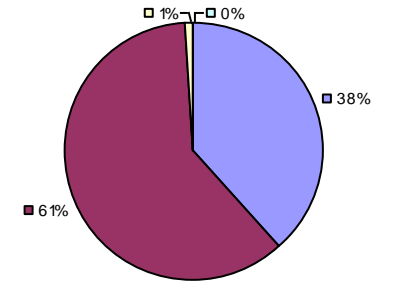


Local Measures



Other measures results not shown due to suppression\*

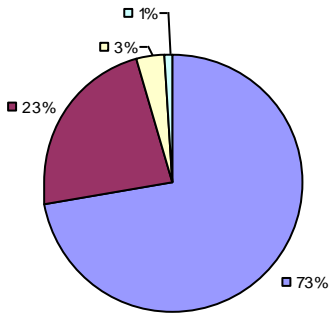
Overall Composite



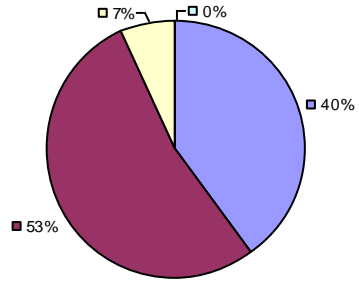
2013-14 PRINCIPAL EVALUATION RESULTS NOT SHOWN DUE TO SUPPRESSION\*

\* Data is suppressed if 100% of teachers/principals received the same rating or if the total teachers/principals in an LEA is less than five.

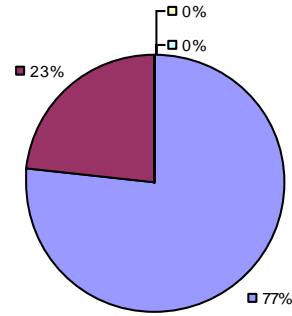
Student Growth



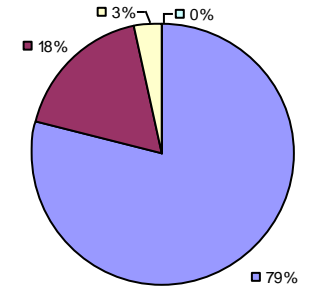
Local Measures



Other Measures



Overall Composite

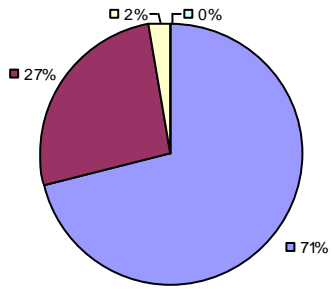


2013-14 PRINCIPAL EVALUATION RESULTS NOT SHOWN DUE TO SUPPRESSION\*

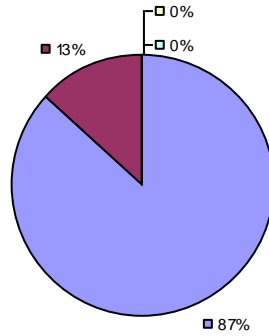
\* Data is suppressed if 100% of teachers/principals received the same rating or if the total teachers/principals in an LEA is less than five.

2013-14 TEACHER EVALUATION RESULTS

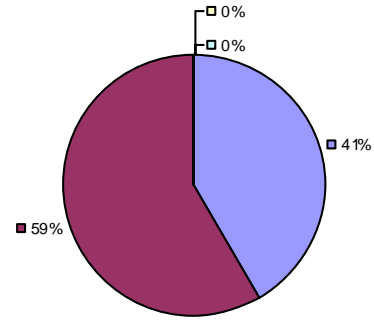
Student Growth



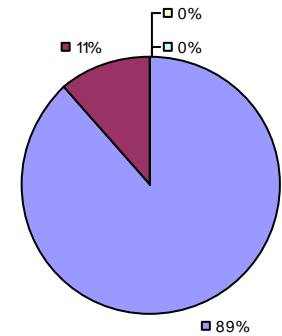
Local Measures



Other Measures



Overall Composite

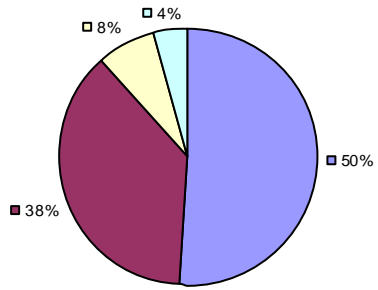


2013-14 PRINCIPAL EVALUATION RESULTS NOT SHOWN DUE TO SUPPRESSION\*

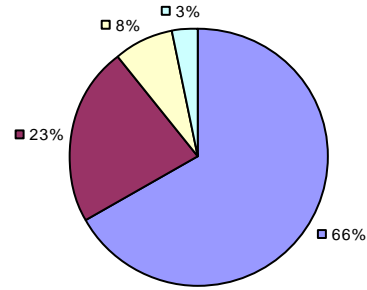
\* Data is suppressed if 100% of teachers/principals received the same rating or if the total teachers/principals in an LEA is less than five.

2013-14 TEACHER EVALUATION RESULTS

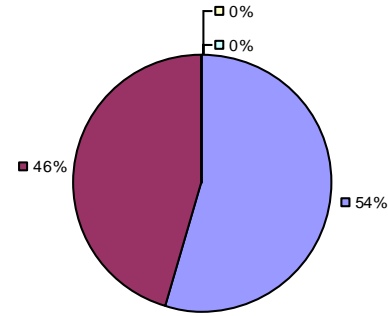
Student Growth



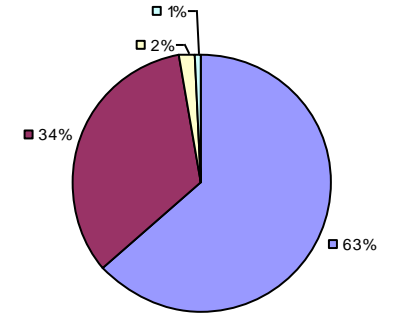
Local Measures



Other Measures



Overall Composite

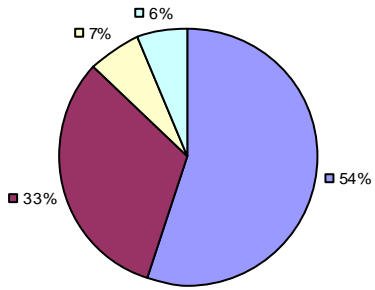


2013-14 PRINCIPAL EVALUATION RESULTS NOT SHOWN DUE TO SUPPRESSION\*

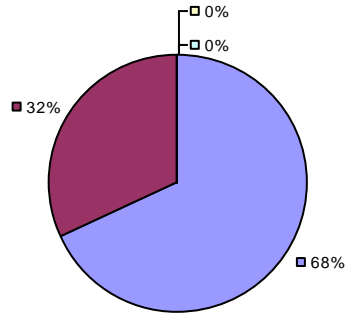
\* Data is suppressed if 100% of teachers/principals received the same rating or if the total teachers/principals in an LEA is less than five.



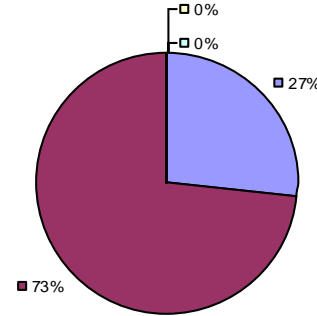
Student Growth



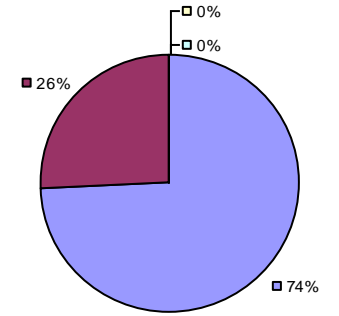
Local Measures



Other Measures

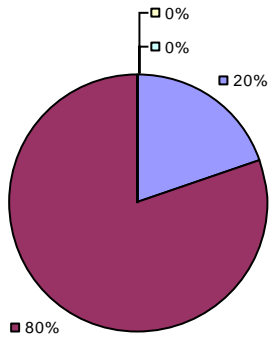


Overall Composite

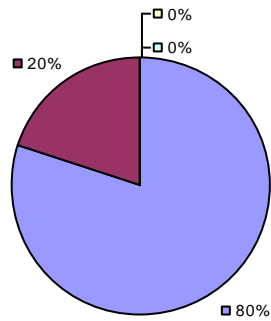


2013-14 PRINCIPAL EVALUATION RESULTS

Student Growth

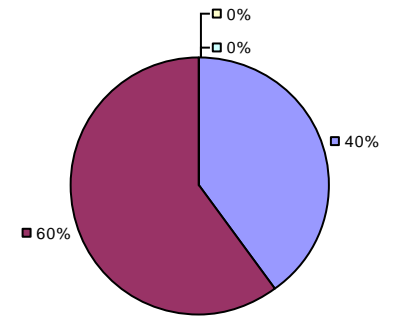


Local Measures



Other measures results not shown due to suppression\*

Overall Composite



\* Data is suppressed if 100% of teachers/principals received the same rating or if the total teachers/principals in an LEA is less than five.

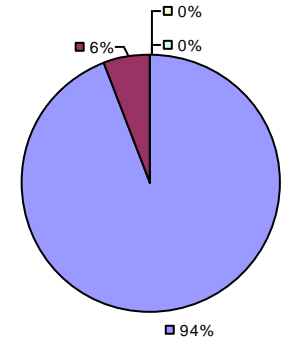
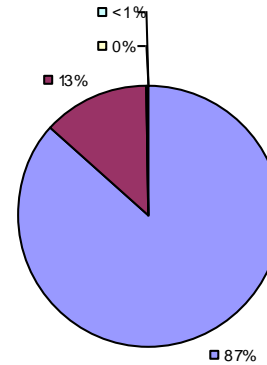
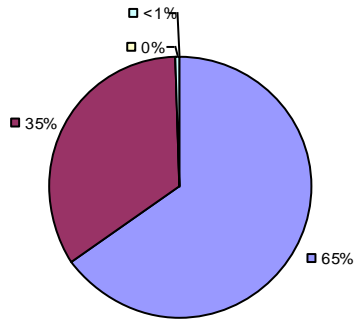
2013-14 TEACHER EVALUATION RESULTS

Student Growth

Local measures results not shown due to suppression\*

Other Measures

Overall Composite



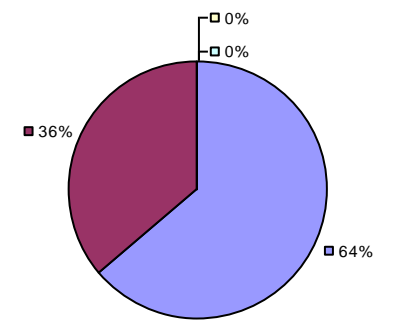
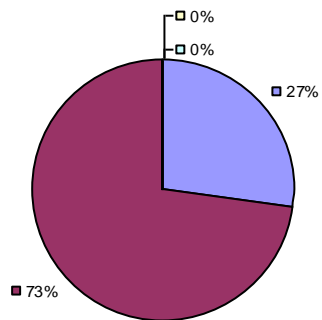
2013-14 PRINCIPAL EVALUATION RESULTS

Student Growth

Local measures results not shown due to suppression\*

Other measures results not shown due to suppression\*

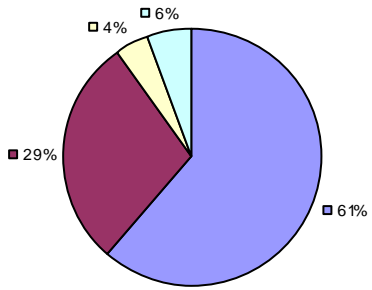
Overall Composite



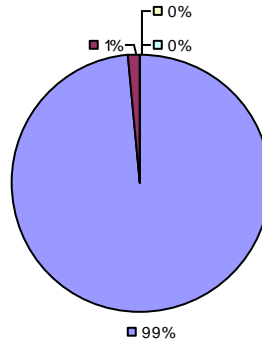
\* Data is suppressed if 100% of teachers/principals received the same rating or if the total teachers/principals in an LEA is less than five.

2013-14 TEACHER EVALUATION RESULTS

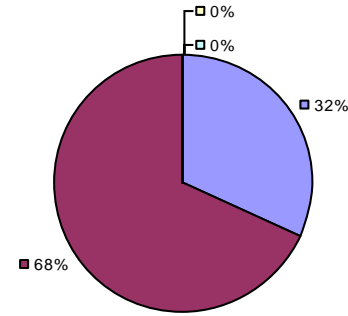
Student Growth



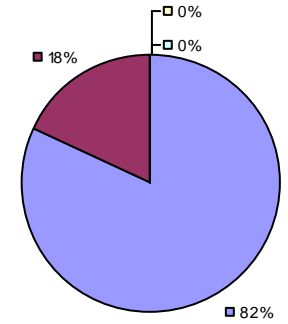
Local Measures



Other Measures



Overall Composite



2013-14 PRINCIPAL EVALUATION RESULTS NOT SHOWN DUE TO SUPPRESSION\*

\* Data is suppressed if 100% of teachers/principals received the same rating or if the total teachers/principals in an LEA is less than five.

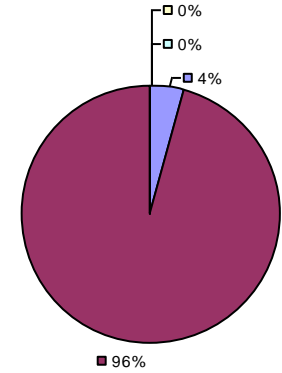
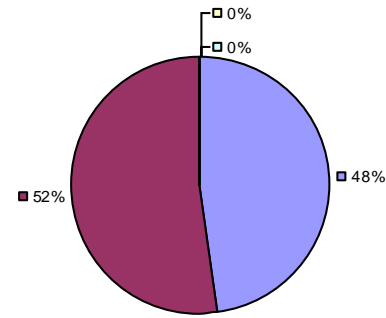
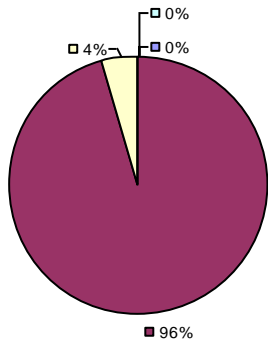
2013-14 TEACHER EVALUATION RESULTS

Student Growth

Local measures results not shown due to suppression\*

Other Measures

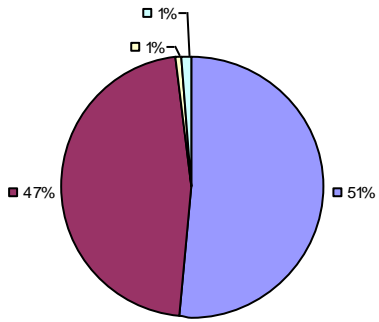
Overall Composite



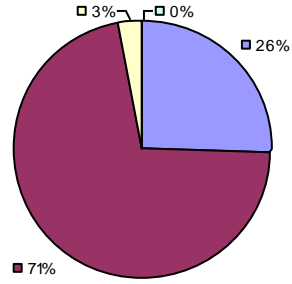
2013-14 PRINCIPAL EVALUATION RESULTS NOT SHOWN DUE TO SUPPRESSION\*

\* Data is suppressed if 100% of teachers/principals received the same rating or if the total teachers/principals in an LEA is less than five.

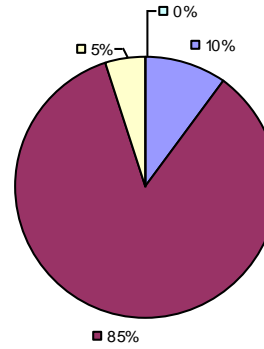
Student Growth



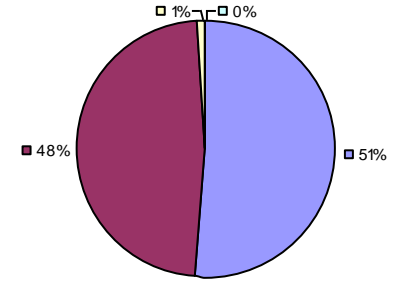
Local Measures



Other Measures



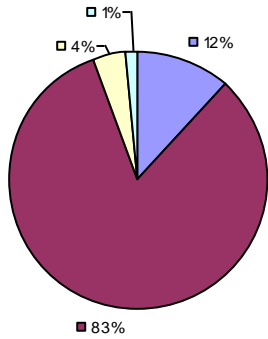
Overall Composite



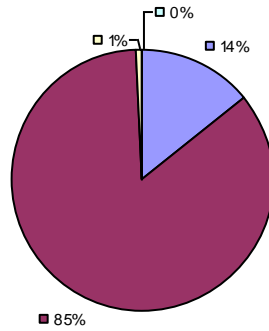
2013-14 PRINCIPAL EVALUATION RESULTS NOT SHOWN DUE TO SUPPRESSION\*

\* Data is suppressed if 100% of teachers/principals received the same rating or if the total teachers/principals in an LEA is less than five.

Student Growth

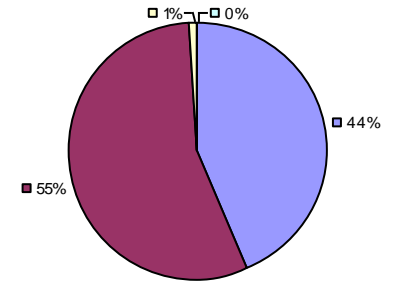


Local Measures



Other measures results not shown due to suppression\*

Overall Composite



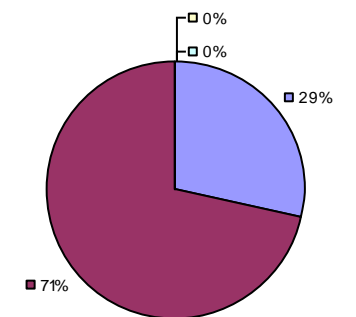
2013-14 PRINCIPAL EVALUATION RESULTS

Student growth results not shown due to suppression\*

Local measures results not shown due to suppression\*

Other measures results not shown due to suppression\*

Overall Composite

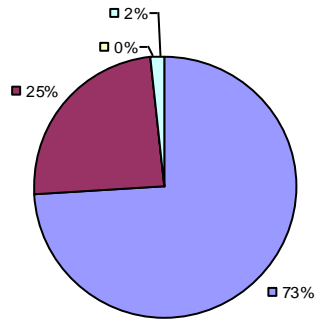


\* Data is suppressed if 100% of teachers/principals received the same rating or if the total teachers/principals in an LEA is less than five.

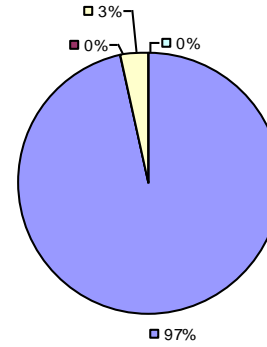
2013-14 TEACHER EVALUATION RESULTS

Student Growth

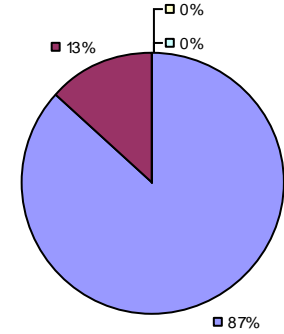
Local measures results not shown due to suppression\*



Other Measures



Overall Composite

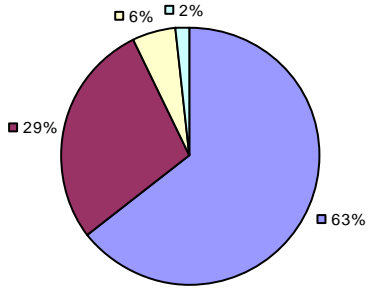


2013-14 PRINCIPAL EVALUATION RESULTS NOT SHOWN DUE TO SUPPRESSION\*

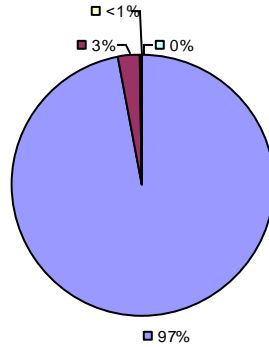
\* Data is suppressed if 100% of teachers/principals received the same rating or if the total teachers/principals in an LEA is less than five.

2013-14 TEACHER EVALUATION RESULTS

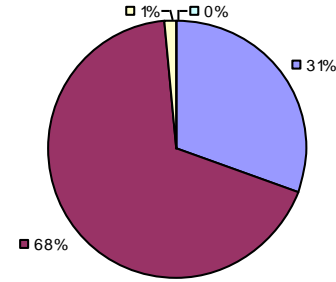
Student Growth



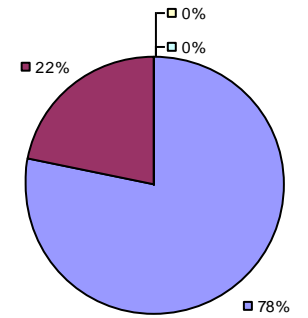
Local Measures



Other Measures

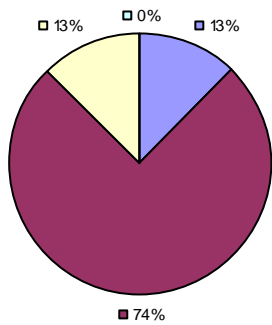


Overall Composite



2013-14 PRINCIPAL EVALUATION RESULTS

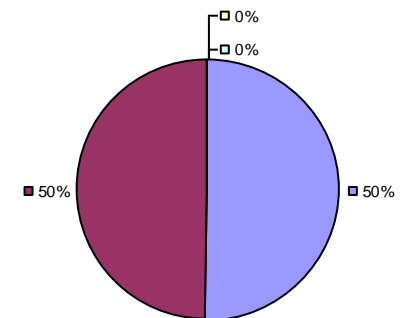
Student Growth



Local measures results not shown due to suppression\*

Other measures results not shown due to suppression\*

Overall Composite

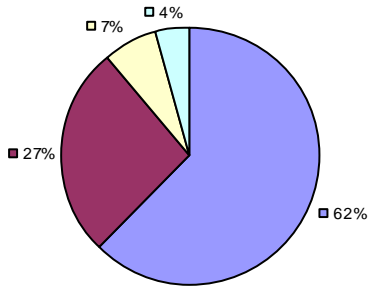


\* Data is suppressed if 100% of teachers/principals received the same rating or if the total teachers/principals in an LEA is less than five.

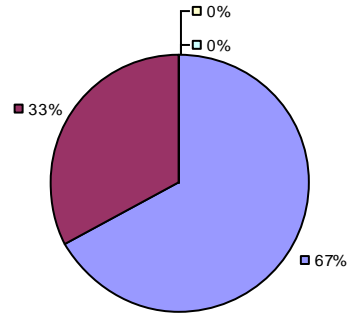


2013-14 TEACHER EVALUATION RESULTS

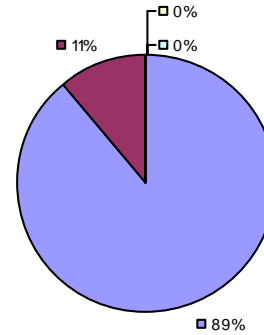
Student Growth



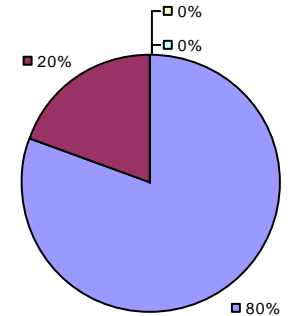
Local Measures



Other Measures

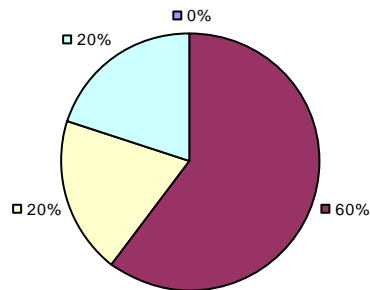


Overall Composite

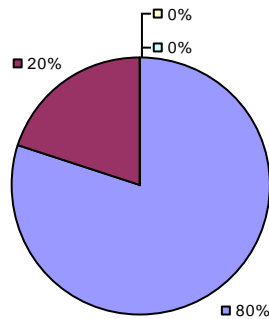


2013-14 PRINCIPAL EVALUATION RESULTS

Student Growth

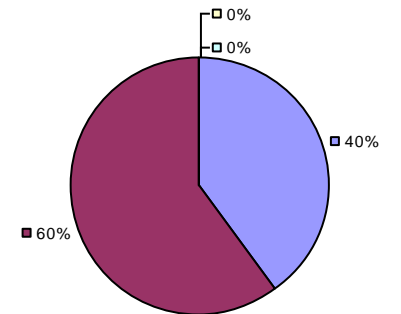


Local Measures



Other measures results not shown due to suppression\*

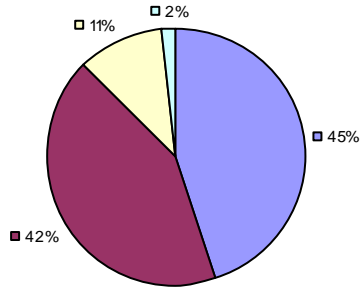
Overall Composite



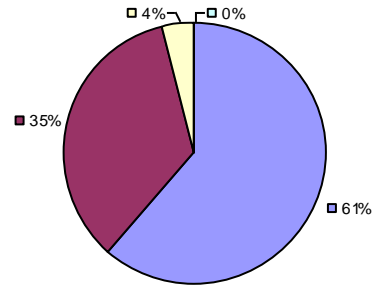
\* Data is suppressed if 100% of teachers/principals received the same rating or if the total teachers/principals in an LEA is less than five.

2013-14 TEACHER EVALUATION RESULTS

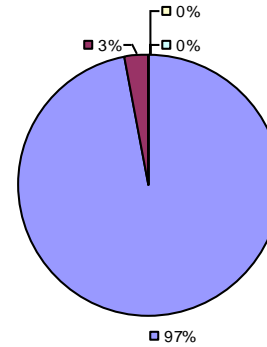
Student Growth



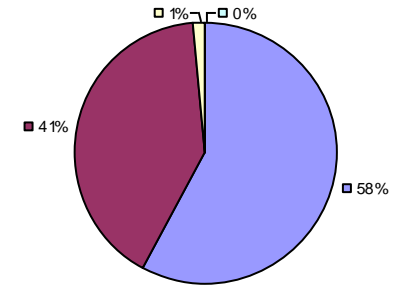
Local Measures



Other Measures

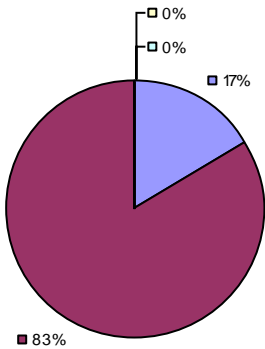


Overall Composite

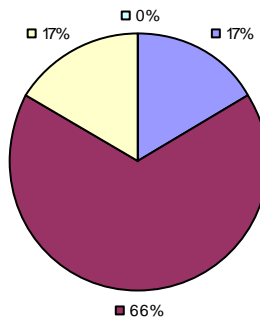


2013-14 PRINCIPAL EVALUATION RESULTS

Student Growth

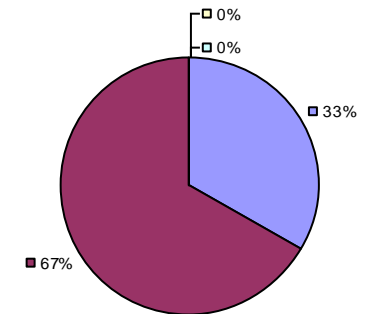


Local Measures



Other measures results not shown due to suppression\*

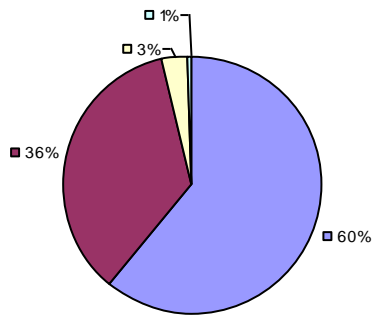
Overall Composite



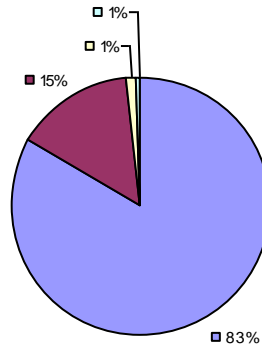
\* Data is suppressed if 100% of teachers/principals received the same rating or if the total teachers/principals in an LEA is less than five.

2013-14 TEACHER EVALUATION RESULTS

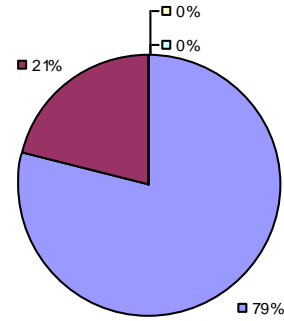
Student Growth



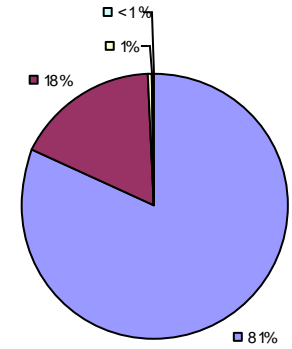
Local Measures



Other Measures



Overall Composite

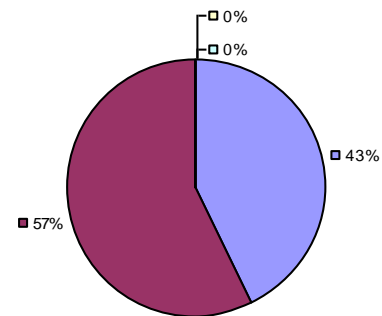


2013-14 PRINCIPAL EVALUATION RESULTS

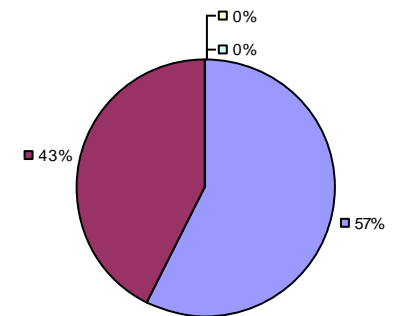
Student growth results not shown due to suppression\*

Local measures results not shown due to suppression\*

Other Measures



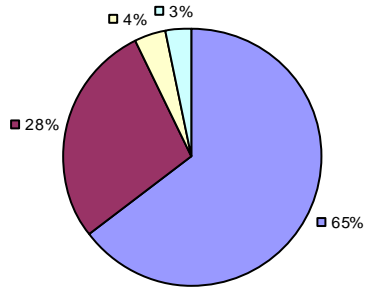
Overall Composite



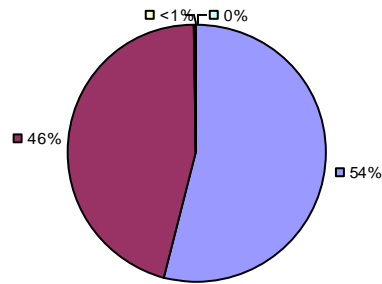
\* Data is suppressed if 100% of teachers/principals received the same rating or if the total teachers/principals in an LEA is less than five.

2013-14 TEACHER EVALUATION RESULTS

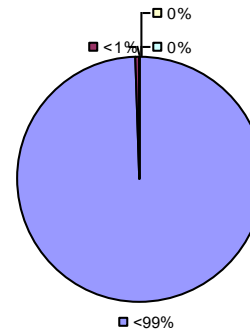
Student Growth



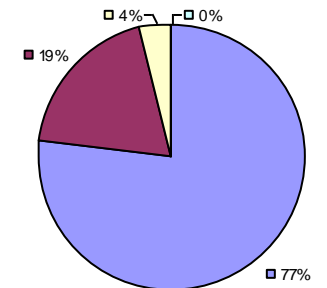
Local Measures



Other Measures

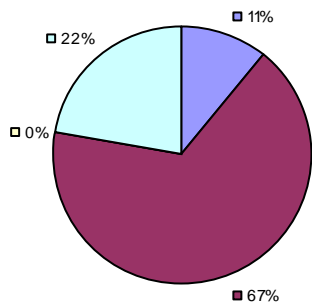


Overall Composite

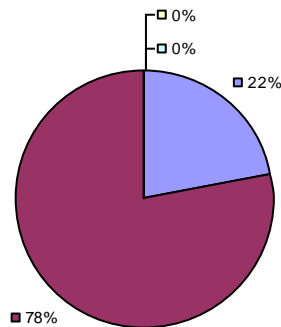


2013-14 PRINCIPAL EVALUATION RESULTS

Student Growth

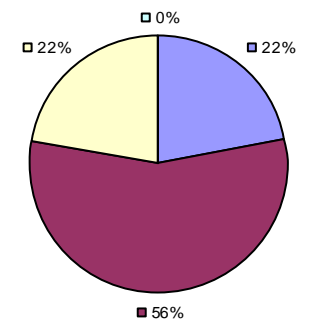


Local Measures



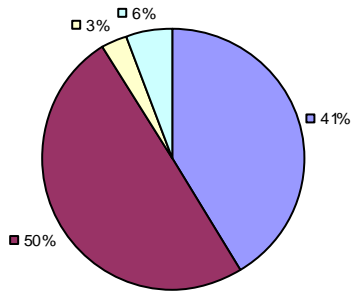
Other measures results not shown due to suppression\*

Overall Composite

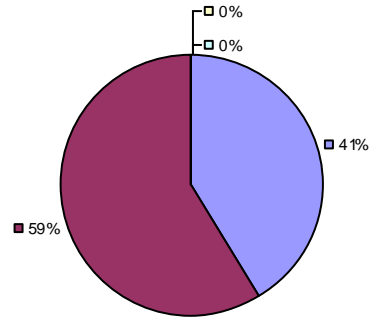


\* Data is suppressed if 100% of teachers/principals received the same rating or if the total teachers/principals in an LEA is less than five.

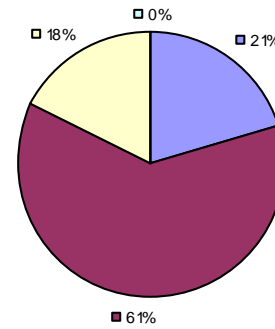
Student Growth



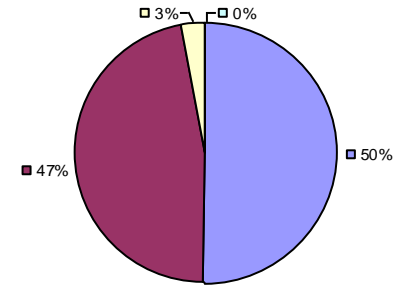
Local Measures



Other Measures



Overall Composite

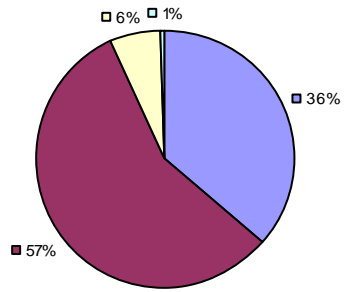


2013-14 PRINCIPAL EVALUATION RESULTS NOT SHOWN DUE TO SUPPRESSION\*

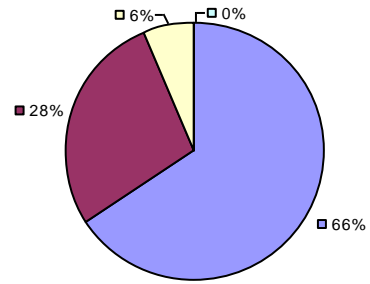
\* Data is suppressed if 100% of teachers/principals received the same rating or if the total teachers/principals in an LEA is less than five.

2013-14 TEACHER EVALUATION RESULTS

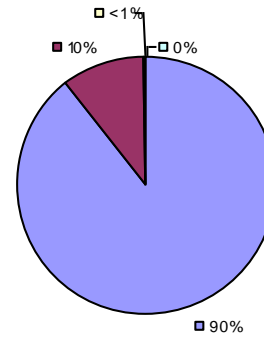
Student Growth



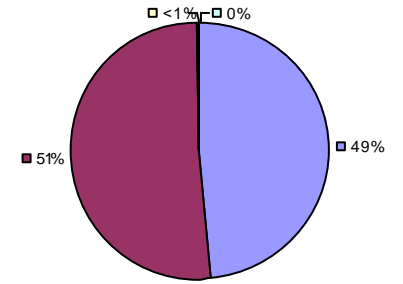
Local Measures



Other Measures

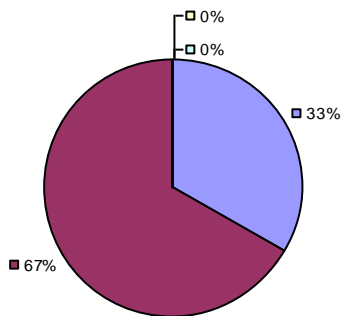


Overall Composite

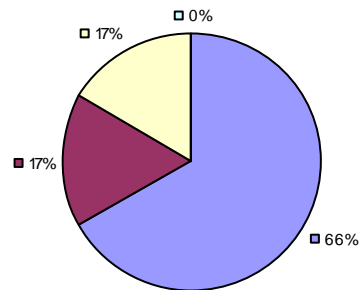


2013-14 PRINCIPAL EVALUATION RESULTS

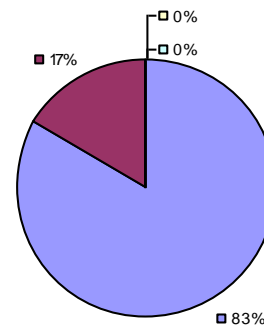
Student Growth



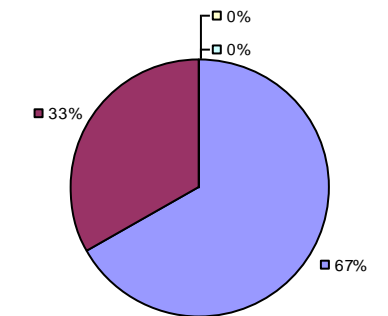
Local Measures



Other Measures



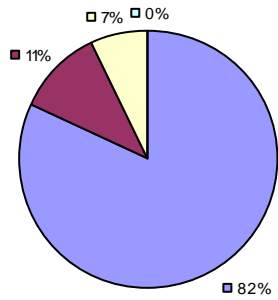
Overall Composite



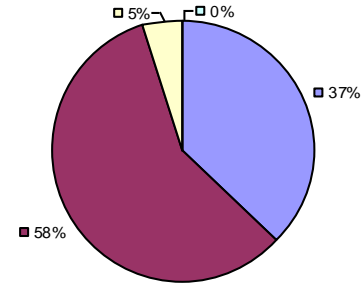
\* Data is suppressed if 100% of teachers/principals received the same rating or if the total teachers/principals in an LEA is less than five.

Student Growth

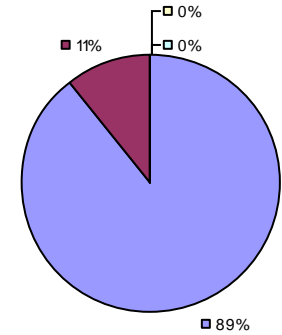
Local measures results not shown due to suppression\*



Other Measures



Overall Composite



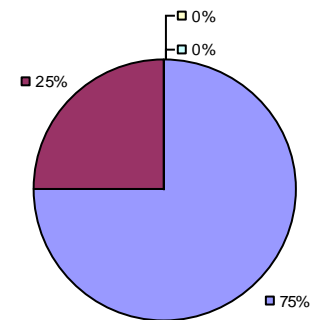
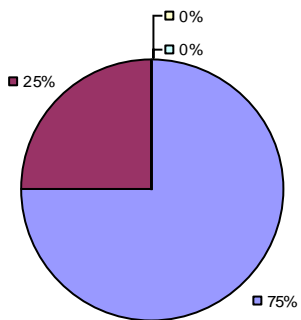
2013-14 PRINCIPAL EVALUATION RESULTS

Student Growth

Local measures results not shown due to suppression\*

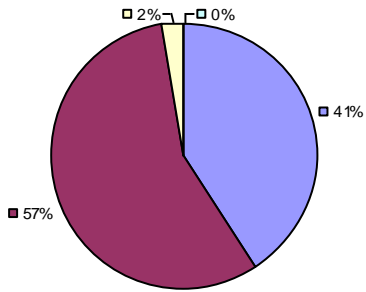
Other measures results not shown due to suppression\*

Overall Composite

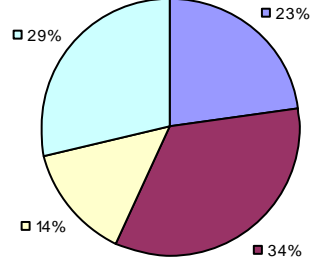


\* Data is suppressed if 100% of teachers/principals received the same rating or if the total teachers/principals in an LEA is less than five.

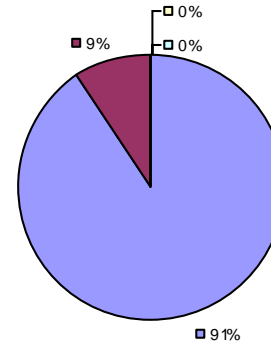
Student Growth



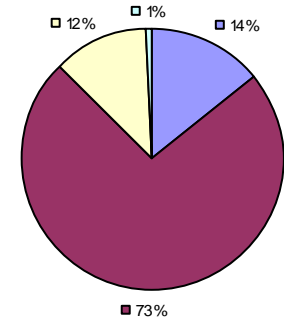
Local Measures



Other Measures

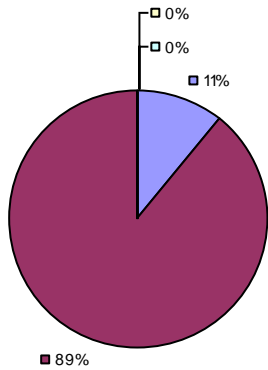


Overall Composite

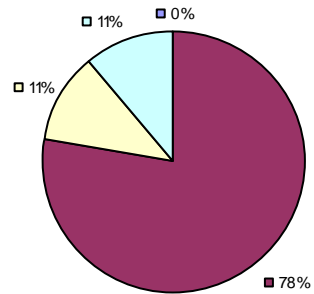


2013-14 PRINCIPAL EVALUATION RESULTS

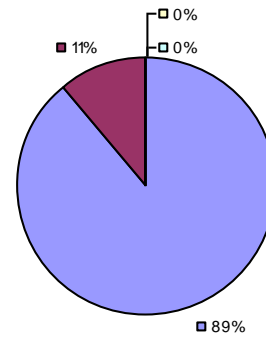
Student Growth



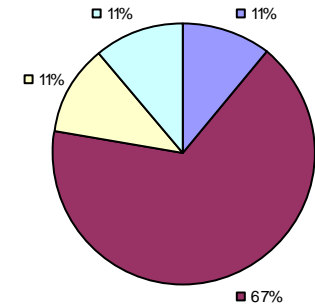
Local Measures



Other Measures



Overall Composite

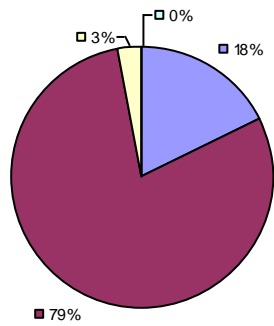


\* Data is suppressed if 100% of teachers/principals received the same rating or if the total teachers/principals in an LEA is less than five.

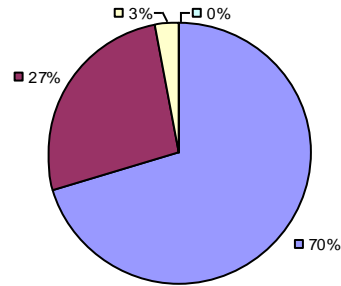


2013-14 TEACHER EVALUATION RESULTS

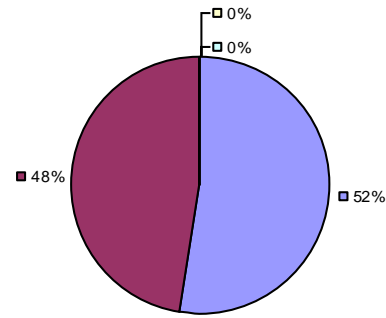
Student Growth



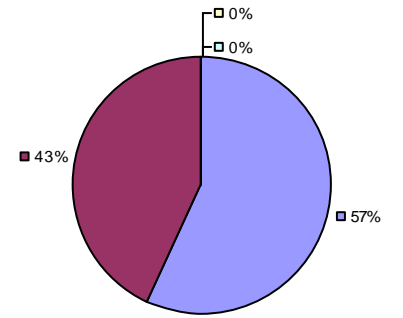
Local Measures



Other Measures



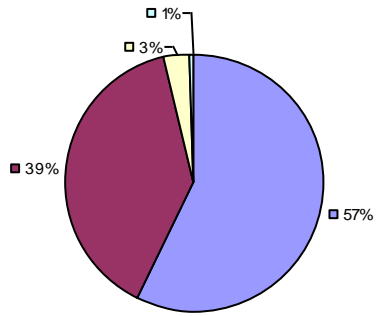
Overall Composite



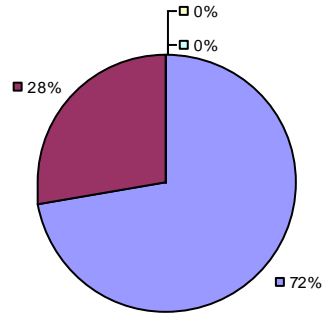
2013-14 PRINCIPAL EVALUATION RESULTS NOT SHOWN DUE TO SUPPRESSION\*

\* Data is suppressed if 100% of teachers/principals received the same rating or if the total teachers/principals in an LEA is less than five.

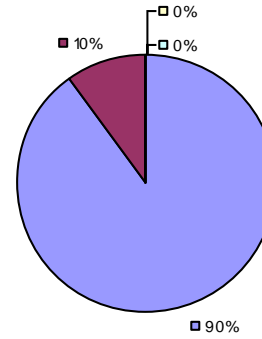
Student Growth



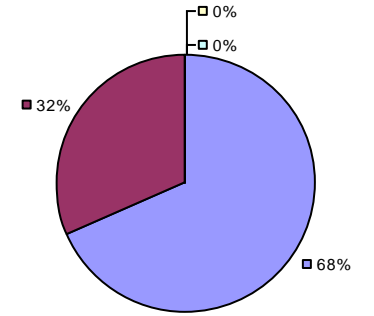
Local Measures



Other Measures



Overall Composite

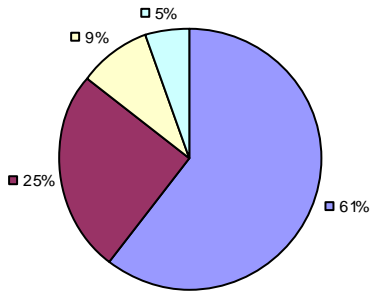


2013-14 PRINCIPAL EVALUATION RESULTS NOT SHOWN DUE TO SUPPRESSION\*

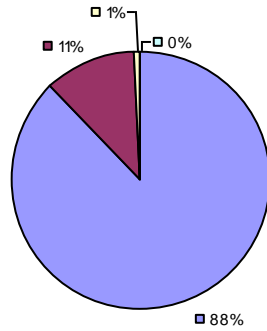
\* Data is suppressed if 100% of teachers/principals received the same rating or if the total teachers/principals in an LEA is less than five.

2013-14 TEACHER EVALUATION RESULTS

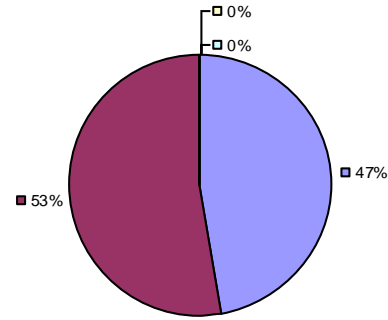
Student Growth



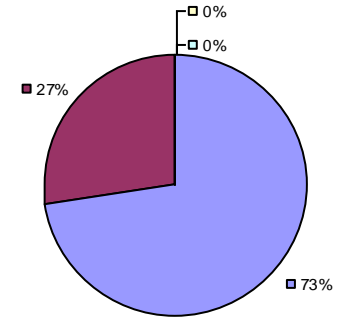
Local Measures



Other Measures

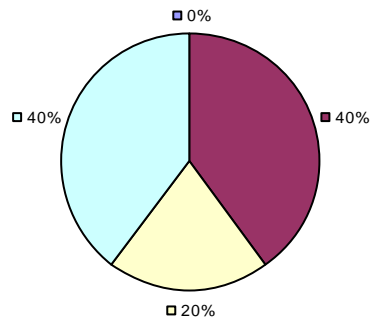


Overall Composite

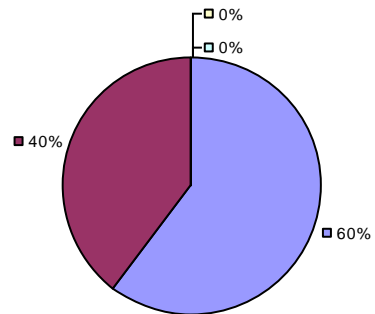


2013-14 PRINCIPAL EVALUATION RESULTS

Student Growth

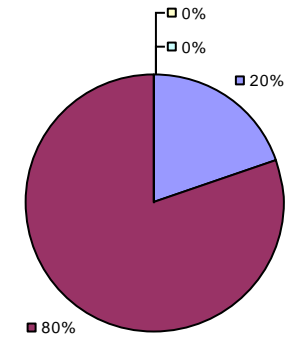


Local Measures



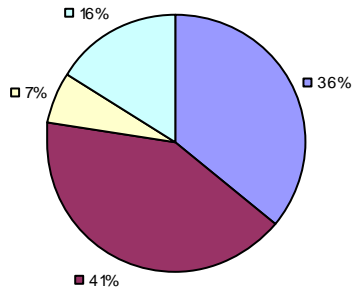
Other measures results not shown due to suppression\*

Overall Composite

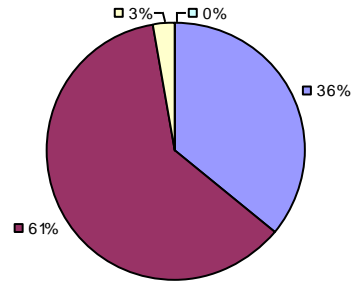


\* Data is suppressed if 100% of teachers/principals received the same rating or if the total teachers/principals in an LEA is less than five.

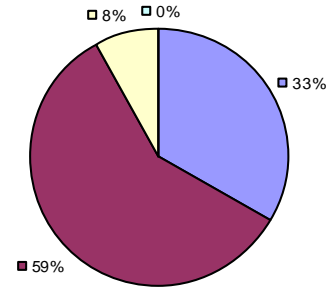
Student Growth



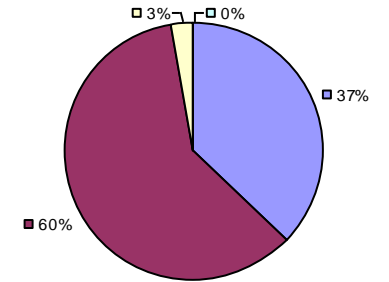
Local Measures



Other Measures



Overall Composite



2013-14 PRINCIPAL EVALUATION RESULTS NOT SHOWN DUE TO SUPPRESSION\*

\* Data is suppressed if 100% of teachers/principals received the same rating or if the total teachers/principals in an LEA is less than five.

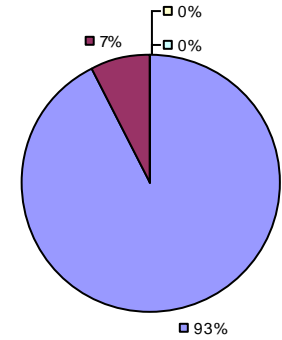
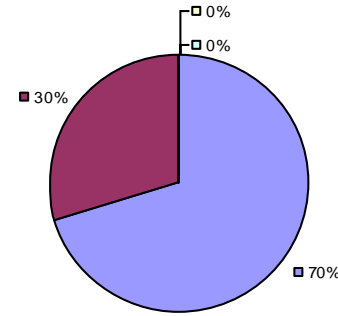
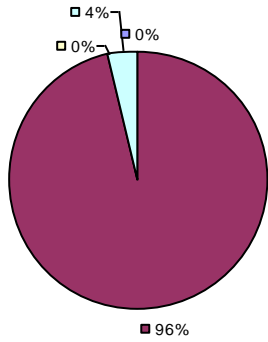
2013-14 TEACHER EVALUATION RESULTS

Student Growth

Local measures results not shown due to suppression\*

Other Measures

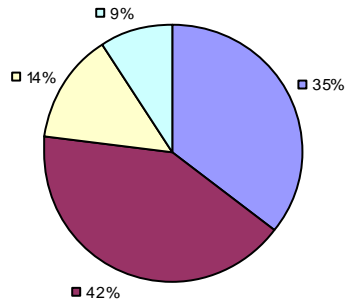
Overall Composite



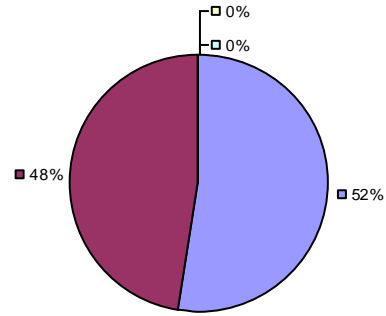
2013-14 PRINCIPAL EVALUATION RESULTS NOT SHOWN DUE TO SUPPRESSION\*

\* Data is suppressed if 100% of teachers/principals received the same rating or if the total teachers/principals in an LEA is less than five.

Student Growth

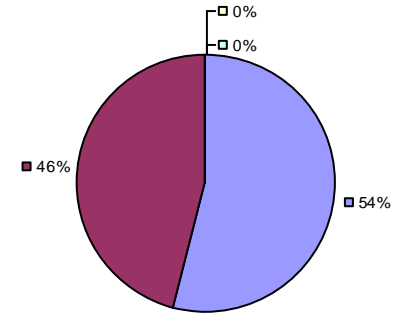


Local Measures



Other measures results not shown due to suppression\*

Overall Composite

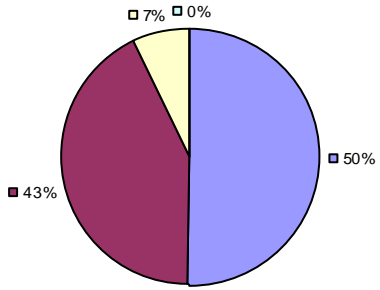


2013-14 PRINCIPAL EVALUATION RESULTS NOT SHOWN DUE TO SUPPRESSION\*

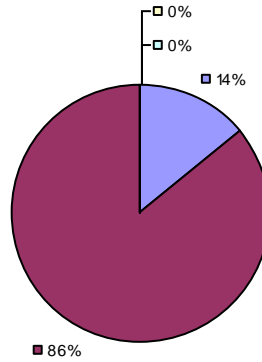
\* Data is suppressed if 100% of teachers/principals received the same rating or if the total teachers/principals in an LEA is less than five.

2013-14 TEACHER EVALUATION RESULTS

Student Growth

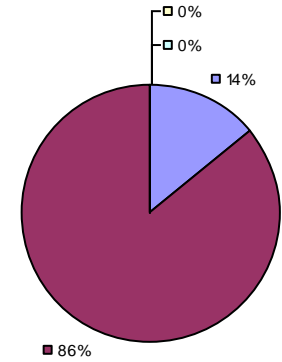


Local Measures



Other measures results not shown due to suppression\*

Overall Composite

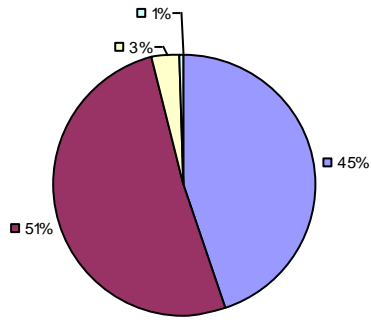


2013-14 PRINCIPAL EVALUATION RESULTS NOT SHOWN DUE TO SUPPRESSION\*

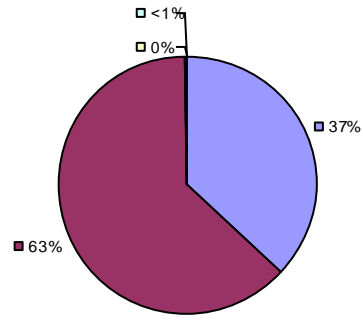
\* Data is suppressed if 100% of teachers/principals received the same rating or if the total teachers/principals in an LEA is less than five.

2013-14 TEACHER EVALUATION RESULTS

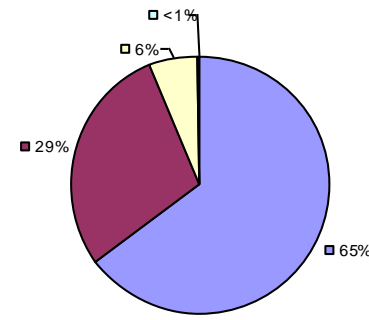
Student Growth



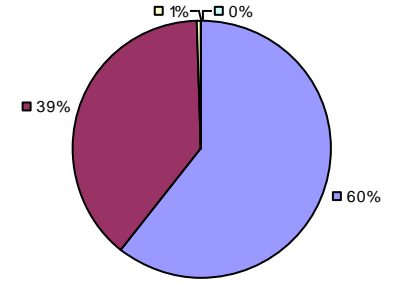
Local Measures



Other Measures

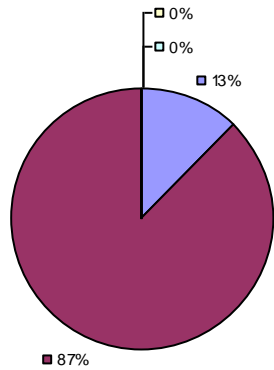


Overall Composite



2013-14 PRINCIPAL EVALUATION RESULTS

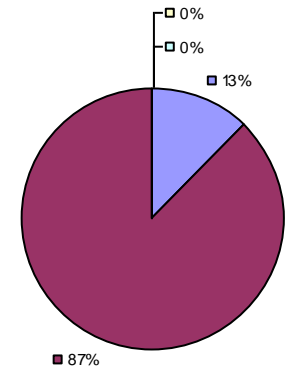
Student Growth



Local measures results not shown due to suppression\*

Other measures results not shown due to suppression\*

Overall Composite

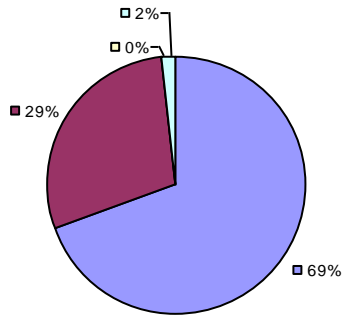


\* Data is suppressed if 100% of teachers/principals received the same rating or if the total teachers/principals in an LEA is less than five.

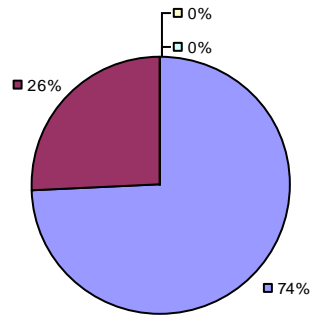


2013-14 TEACHER EVALUATION RESULTS

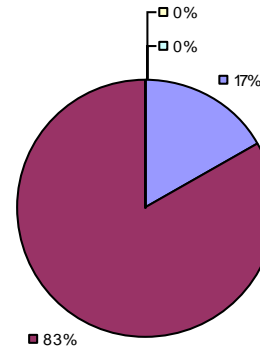
Student Growth



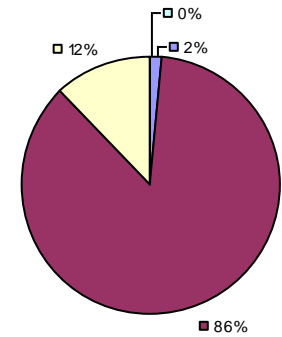
Local Measures



Other Measures



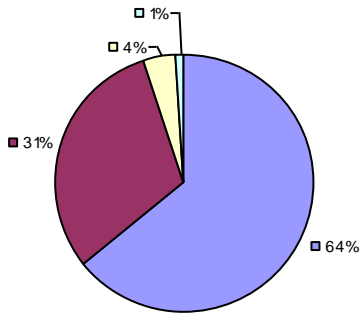
Overall Composite



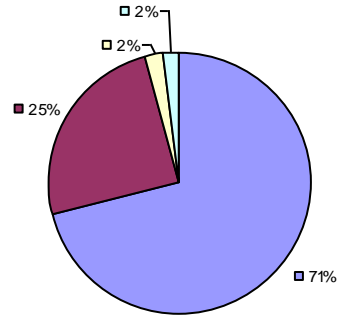
2013-14 PRINCIPAL EVALUATION RESULTS NOT SHOWN DUE TO SUPPRESSION\*

\* Data is suppressed if 100% of teachers/principals received the same rating or if the total teachers/principals in an LEA is less than five.

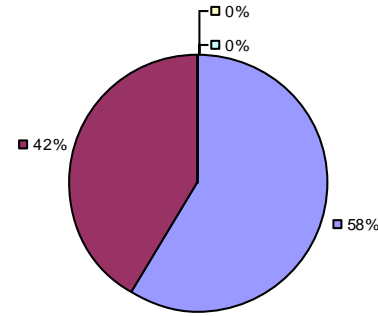
Student Growth



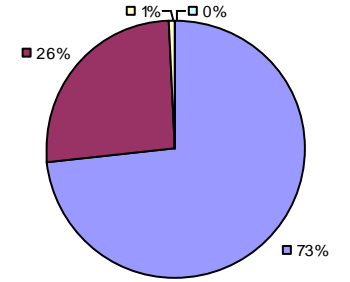
Local Measures



Other Measures



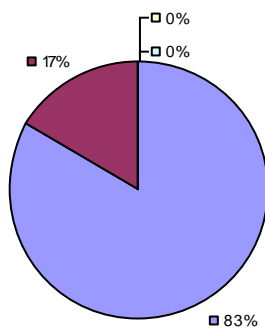
Overall Composite



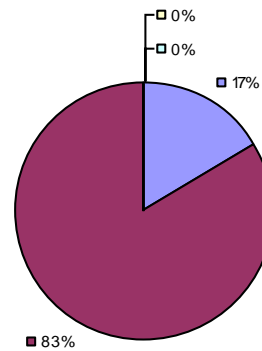
2013-14 PRINCIPAL EVALUATION RESULTS

Student growth results not shown due to suppression\*

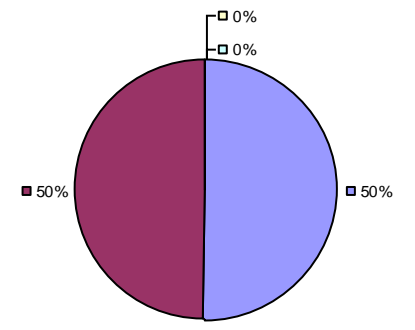
Local Measures



Other Measures

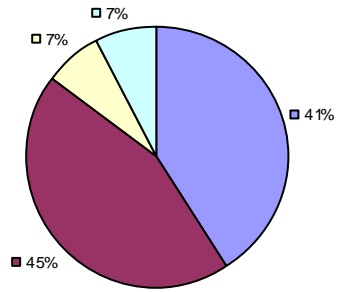


Overall Composite

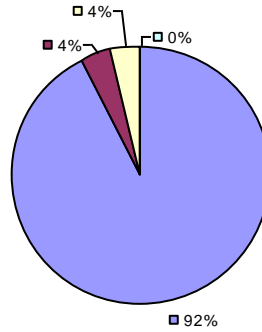


\* Data is suppressed if 100% of teachers/principals received the same rating or if the total teachers/principals in an LEA is less than five.

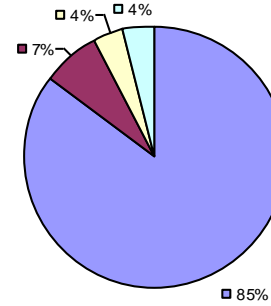
Student Growth



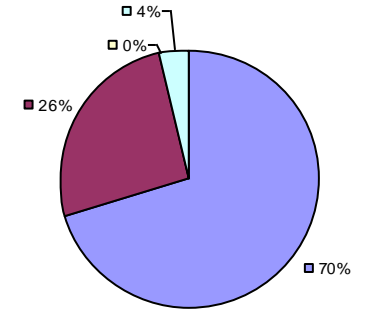
Local Measures



Other Measures



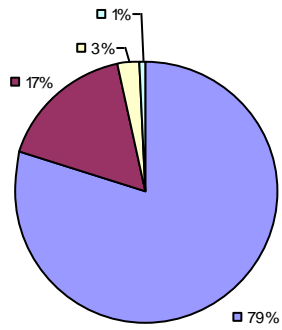
Overall Composite



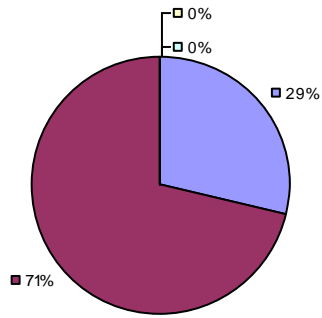
2013-14 PRINCIPAL EVALUATION RESULTS NOT SHOWN DUE TO SUPPRESSION\*

\* Data is suppressed if 100% of teachers/principals received the same rating or if the total teachers/principals in an LEA is less than five.

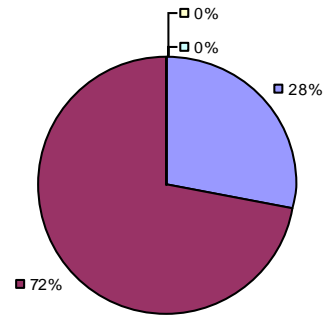
Student Growth



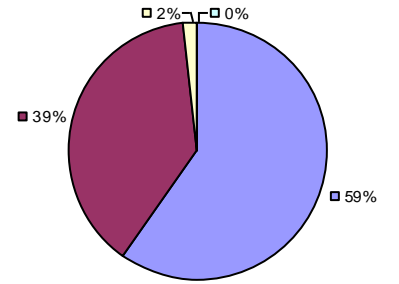
Local Measures



Other Measures



Overall Composite

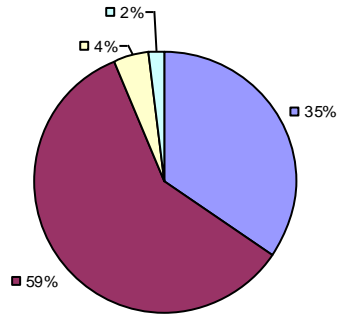


2013-14 PRINCIPAL EVALUATION RESULTS NOT SHOWN DUE TO SUPPRESSION\*

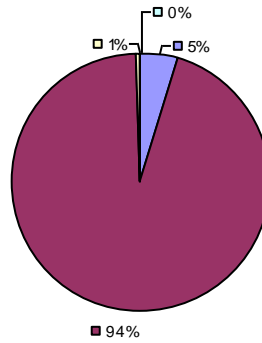
\* Data is suppressed if 100% of teachers/principals received the same rating or if the total teachers/principals in an LEA is less than five.

2013-14 TEACHER EVALUATION RESULTS

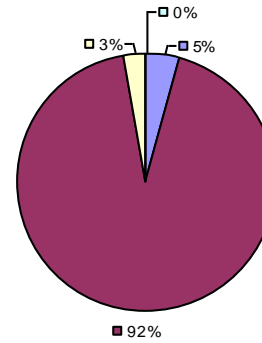
Student Growth



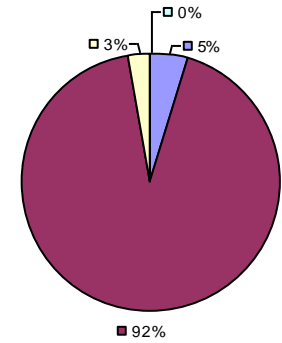
Local Measures



Other Measures

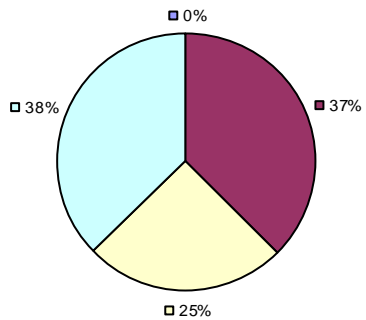


Overall Composite

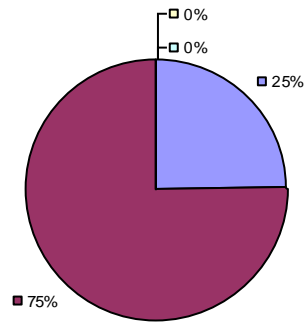


2013-14 PRINCIPAL EVALUATION RESULTS

Student Growth



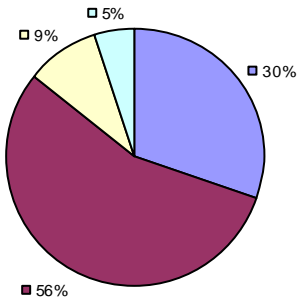
Local Measures



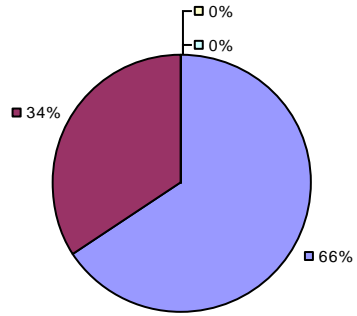
Other measures results not shown due to suppression\* Overall composite not shown due to suppression\*

\* Data is suppressed if 100% of teachers/principals received the same rating or if the total teachers/principals in an LEA is less than five.

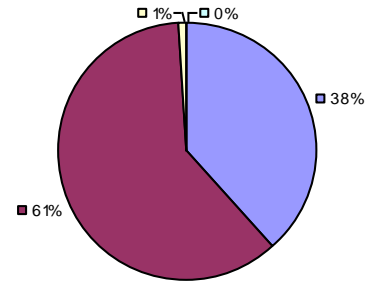
Student Growth



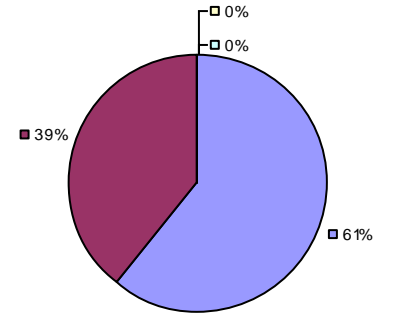
Local Measures



Other Measures



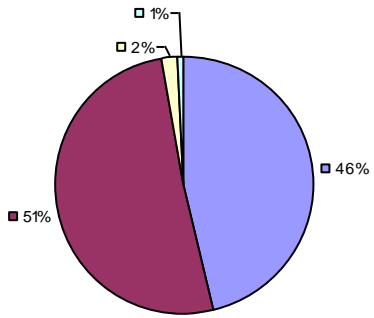
Overall Composite



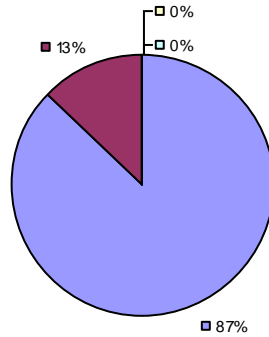
2013-14 PRINCIPAL EVALUATION RESULTS NOT SHOWN DUE TO SUPPRESSION\*

\* Data is suppressed if 100% of teachers/principals received the same rating or if the total teachers/principals in an LEA is less than five.

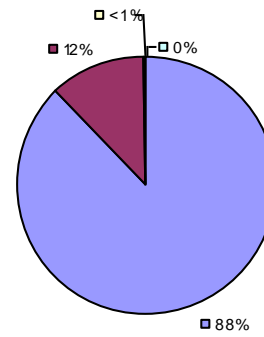
Student Growth



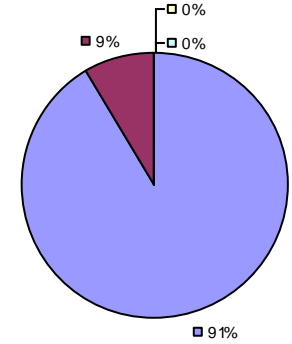
Local Measures



Other Measures

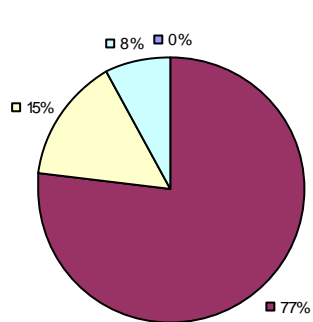


Overall Composite

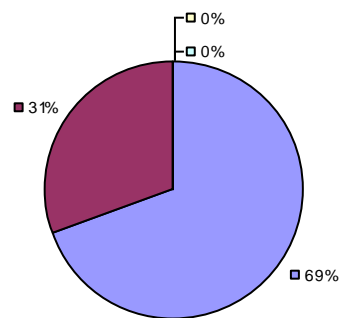


2013-14 PRINCIPAL EVALUATION RESULTS

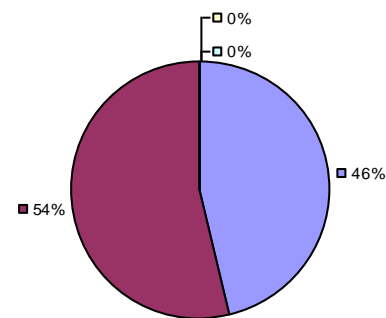
Student Growth



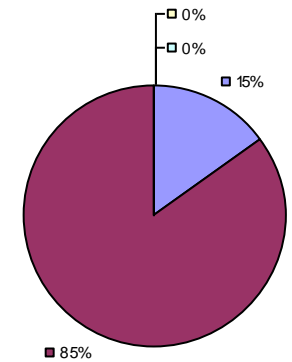
Local Measures



Other Measures



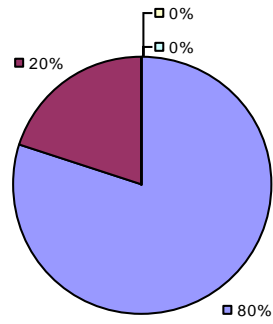
Overall Composite



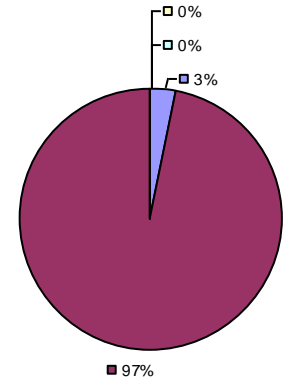
\* Data is suppressed if 100% of teachers/principals received the same rating or if the total teachers/principals in an LEA is less than five.

Student growth results not shown due to suppression\* Local measures results not shown due to suppression\*

Other Measures



Overall Composite



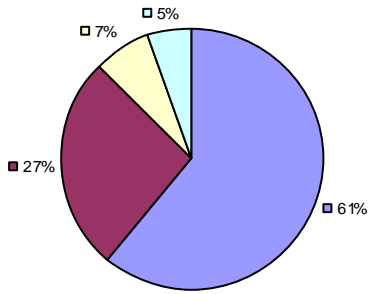
2013-14 PRINCIPAL EVALUATION RESULTS NOT SHOWN DUE TO SUPPRESSION\*

\* Data is suppressed if 100% of teachers/principals received the same rating or if the total teachers/principals in an LEA is less than five.

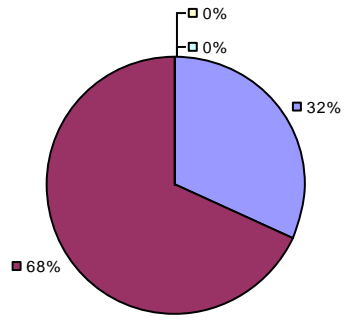


2013-14 TEACHER EVALUATION RESULTS

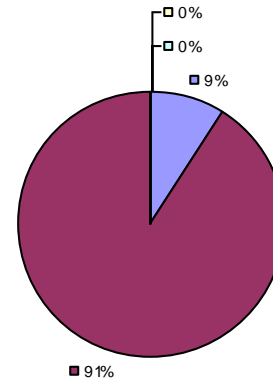
Student Growth



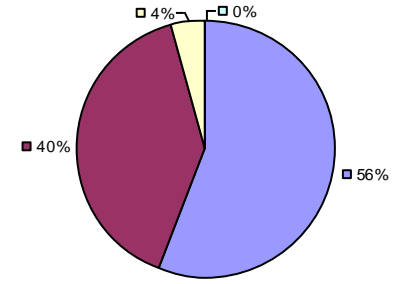
Local Measures



Other Measures



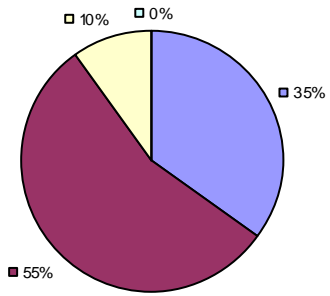
Overall Composite



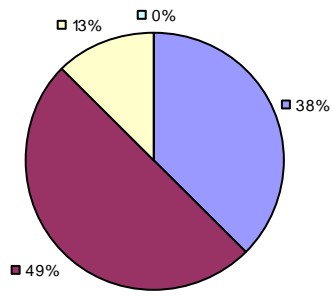
2013-14 PRINCIPAL EVALUATION RESULTS NOT SHOWN DUE TO SUPPRESSION\*

\* Data is suppressed if 100% of teachers/principals received the same rating or if the total teachers/principals in an LEA is less than five.

Student Growth

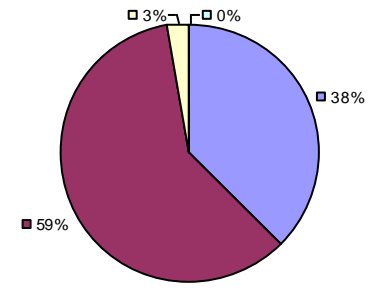


Local Measures



Other measures results not shown due to suppression\*

Overall Composite

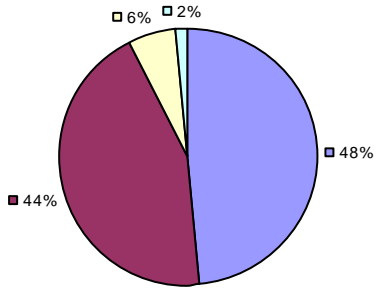


2013-14 PRINCIPAL EVALUATION RESULTS NOT SHOWN DUE TO SUPPRESSION\*

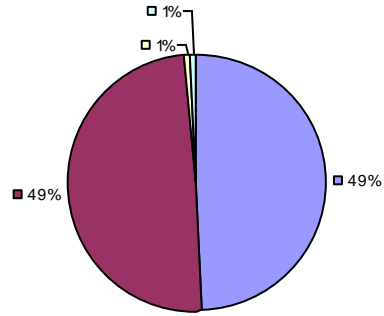
\* Data is suppressed if 100% of teachers/principals received the same rating or if the total teachers/principals in an LEA is less than five.

2013-14 TEACHER EVALUATION RESULTS

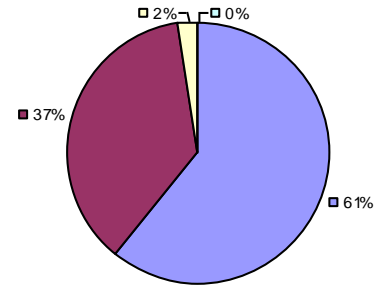
Student Growth



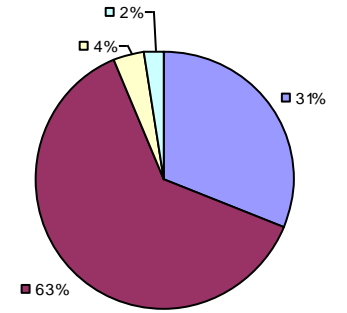
Local Measures



Other Measures



Overall Composite



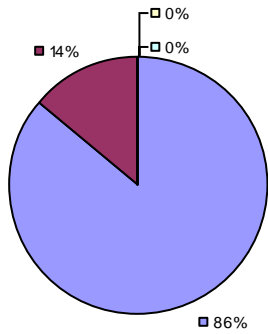
2013-14 PRINCIPAL EVALUATION RESULTS NOT SUBMITTED

\* Data is suppressed if 100% of teachers/principals received the same rating or if the total teachers/principals in an LEA is less than five.

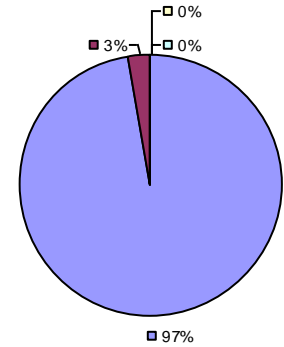
2013-14 TEACHER EVALUATION RESULTS

Student Growth

Local measures results not shown due to suppression\* Other measures results not shown due to suppression\*



Overall Composite

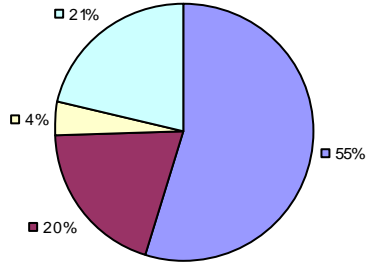


2013-14 PRINCIPAL EVALUATION RESULTS NOT SUBMITTED

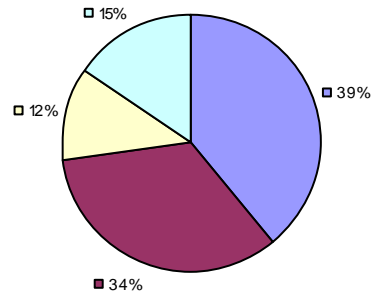
\* Data is suppressed if 100% of teachers/principals received the same rating or if the total teachers/principals in an LEA is less than five.

2013-14 TEACHER EVALUATION RESULTS

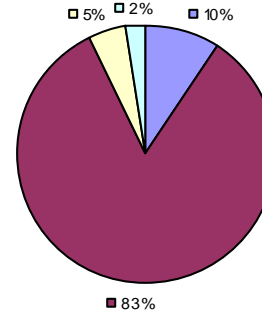
Student Growth



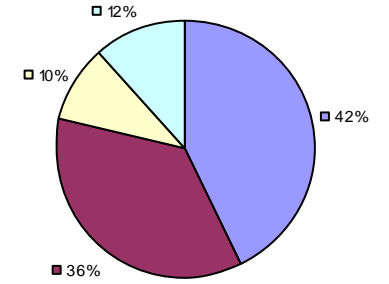
Local Measures



Other Measures



Overall Composite

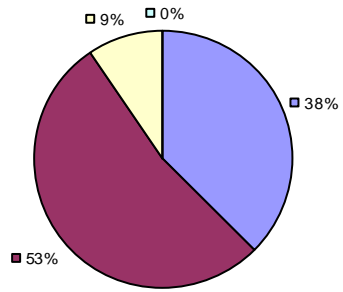


2013-14 PRINCIPAL EVALUATION RESULTS NOT SHOWN DUE TO SUPPRESSION\*

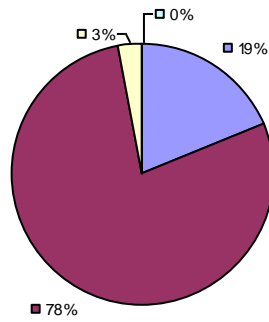
\* Data is suppressed if 100% of teachers/principals received the same rating or if the total teachers/principals in an LEA is less than five.

2013-14 TEACHER EVALUATION RESULTS

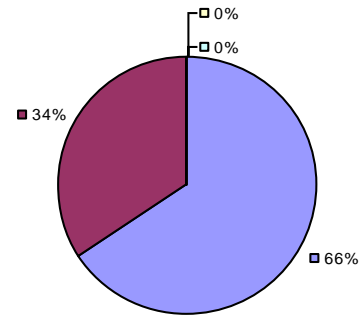
Student Growth



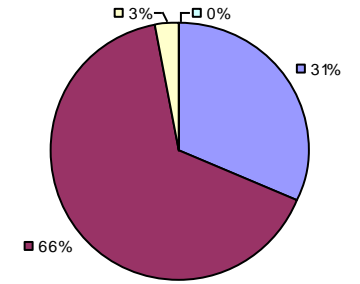
Local Measures



Other Measures



Overall Composite



2013-14 PRINCIPAL EVALUATION RESULTS NOT SHOWN DUE TO SUPPRESSION\*

\* Data is suppressed if 100% of teachers/principals received the same rating or if the total teachers/principals in an LEA is less than five.

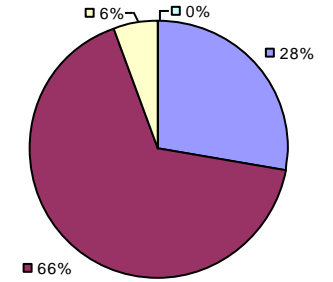
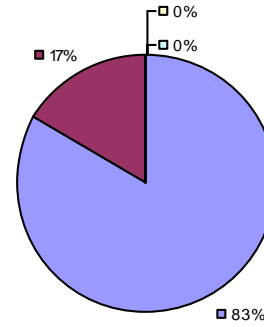
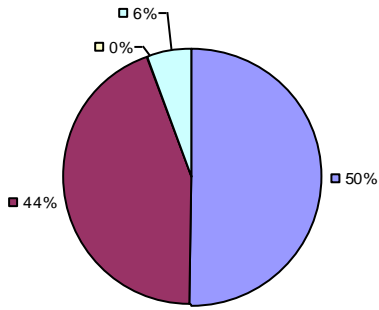
2013-14 TEACHER EVALUATION RESULTS

Student Growth

Local measures results not shown due to suppression\*

Other Measures

Overall Composite

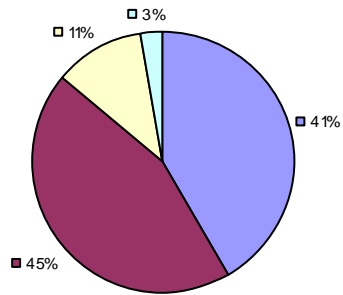


2013-14 PRINCIPAL EVALUATION RESULTS NOT SUBMITTED

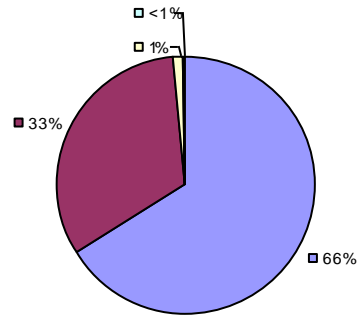
\* Data is suppressed if 100% of teachers/principals received the same rating or if the total teachers/principals in an LEA is less than five.

2013-14 TEACHER EVALUATION RESULTS

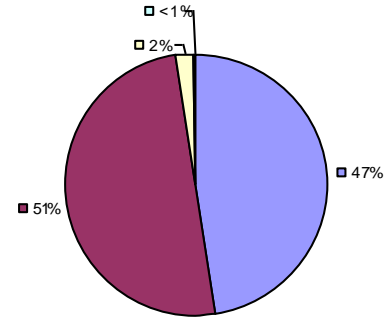
Student Growth



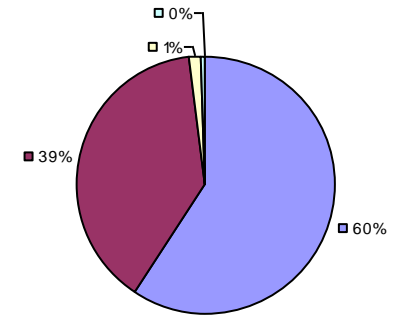
Local Measures



Other Measures

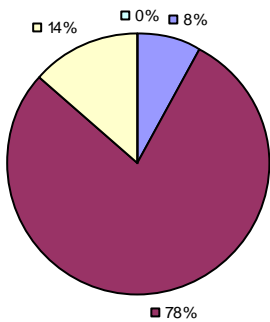


Overall Composite

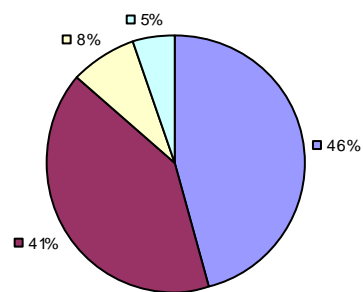


2013-14 PRINCIPAL EVALUATION RESULTS

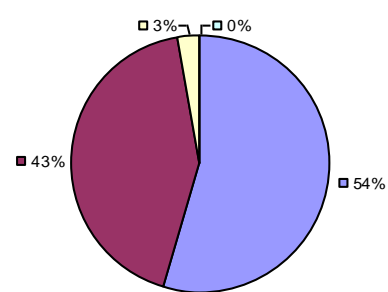
Student Growth



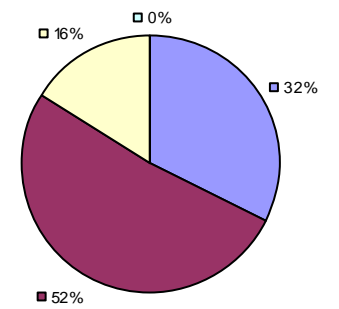
Local Measures



Other Measures



Overall Composite

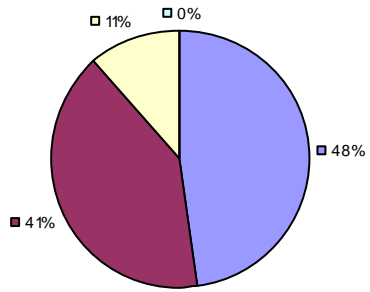


\* Data is suppressed if 100% of teachers/principals received the same rating or if the total teachers/principals in an LEA is less than five.

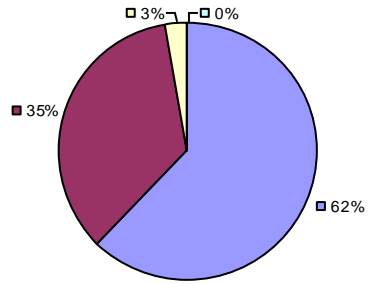


2013-14 TEACHER EVALUATION RESULTS

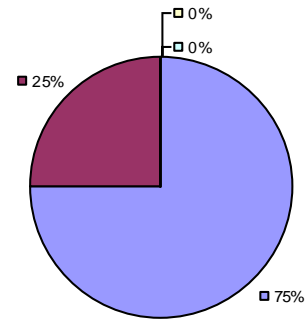
Student Growth



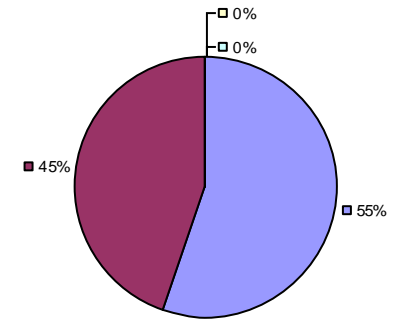
Local Measures



Other Measures



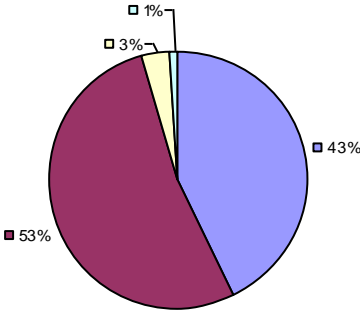
Overall Composite



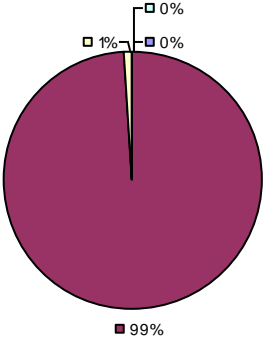
2013-14 PRINCIPAL EVALUATION RESULTS NOT SHOWN DUE TO SUPPRESSION\*

\* Data is suppressed if 100% of teachers/principals received the same rating or if the total teachers/principals in an LEA is less than five.

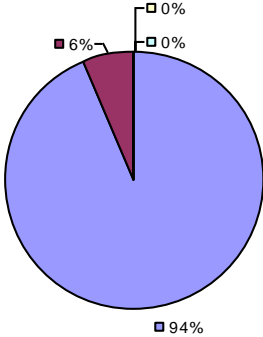
Student Growth



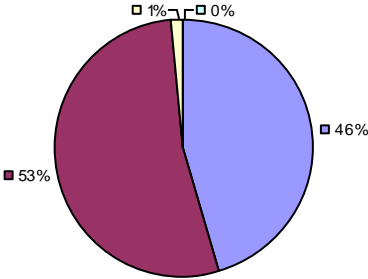
Local Measures



Other Measures



Overall Composite

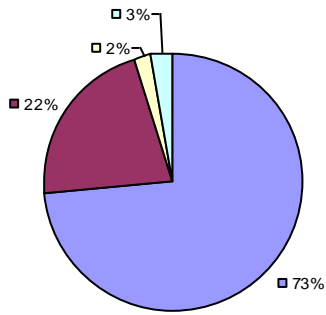


2013-14 PRINCIPAL EVALUATION RESULTS NOT SHOWN DUE TO SUPPRESSION\*

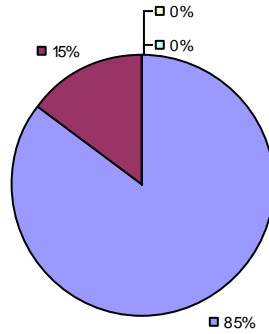
\* Data is suppressed if 100% of teachers/principals received the same rating or if the total teachers/principals in an LEA is less than five.

2013-14 TEACHER EVALUATION RESULTS

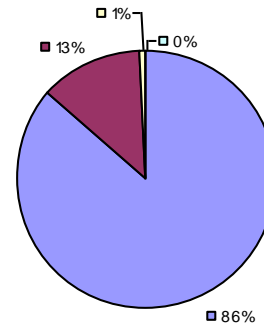
Student Growth



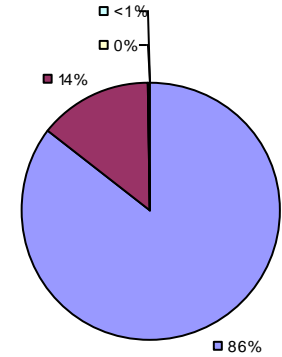
Local Measures



Other Measures

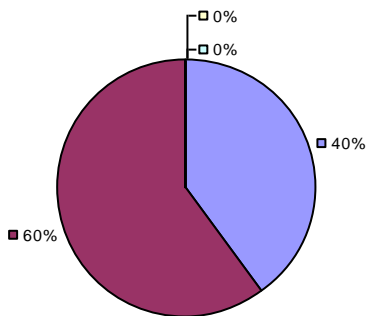


Overall Composite



2013-14 PRINCIPAL EVALUATION RESULTS

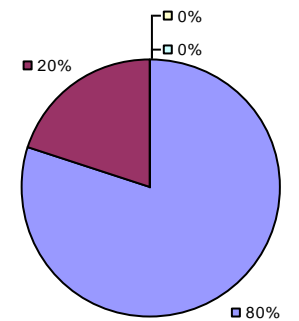
Student Growth



Local measures results not shown due to suppression\*

Other measures results not shown due to suppression\*

Overall Composite



\* Data is suppressed if 100% of teachers/principals received the same rating or if the total teachers/principals in an LEA is less than five.